


DAVINCI®

PURE INNOVATION

IQ®

OWNER'S MANUAL



1

GETTING STARTED

Open bottom lid & fully load ground material, packing tightly before closing.



2

BUTTONS

5x



Click Control Button 5x & the IQ will power up in Smart Path Mode. Click once to switch heating modes, or 5x to power off.

3

SMART PATHS™



Use up/down buttons to change Smart Paths or temperature, depending on mode.



SMART PATH™ MODE



The IQ features 4 smart heating paths that offer a range of unique vaporizer experiences. Switch between smart paths by pressing up/down buttons.



SMART PATH 1

Start temp 350°F
End temp 370°F



SMART PATH 2

Start temp 370°F
End temp 390°F



SMART PATH 3

Start temp 390°F
End temp 410°F



SMART PATH 4

Start temp 410°F
End temp 430°F



PRECISION MODE



Precision mode heats your material to a specific temperature. Click the control button to switch modes.



Raise temperature by pressing the up arrow button, or decrease temperature by pressing the down arrow button. The IQ will blink once and vibrate when set temperature is reached.



hold 



BOOST

Press and hold control button to activate boost mode, holding to stay at max temp.

STANDBY

Release to engage standby mode, which cools down the vaporizer to conserve your material. Press any button on vaporizer to resume your previous mode. After 3 minutes in Standby the device will turn off to conserve the battery life.



STEALTH MODE



To dim, click the Control and down buttons together once.




To adjust back to full brightness, click Control and Up buttons together once.



TEMPERATURE DISPLAY



Toggle between Fahrenheit and Celcius by clicking all 3 buttons at once.



CHARGING/REMOVABLE BATTERY

When battery is still in unit use provided micro USB cable to charge. You can also use your IQ while charging in this method. Removable battery may also be charged with an external charger when removed from the unit.

PEARL

Zirconium insulative spacer - tamper - increases density of vapor.



FLAVOR CHAMBER

Easy loading ceramic flavor chamber offers additional storage or ability to infuse flavor.





DAVINCI VAPORIZER APP

Create a profile, choose your device, and discover all of the personalization features available exclusively in the App.

Download from Google Play Store for Android or Apple Store for iOS.



WHAT'S IN THE BOX

1x DAVINCI IQ

1x Keychain Tool

1x Micro USB Cable

1x Keychain

1x Cleaning Brush

9x Cleaning Swabs

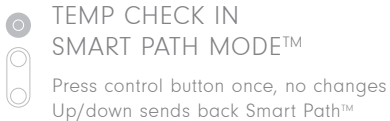
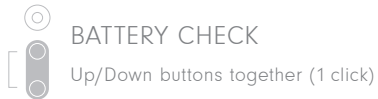
1x 10mm Water Tool Adapter/Extended Mouthpiece

1x Carry Can

1x 3500mAh - 18650 Battery

1x Owner's Manual

SHORTCUTS



CLEANING

To keep the IQ working optimally and maintaining the purest taste, we recommend that all parts which come in contact with material or vapor are cleaned regularly.

REMOVABLE PARTS:

All removable parts can be disassembled for optimal cleaning. Immerse all pieces in isopropyl alcohol overnight, rinse thoroughly with clean water and dry before reassembling.

- Mouthpiece: Remove gasket surrounding zirconium mouthpiece.
- Flavor Chamber: Remove cap and o-ring.
- Pearl: Twist counter-clockwise to remove. Be sure to clean threaded post with brush or cotton swab.

NON REMOVABLE PARTS:

Do not submerge non-removable parts or unit in any liquid.

- Chamber: Use Brush to sweep inside of oven and cotton swab dipped in isopropyl alcohol.
*Tip: Perform a burnoff cycle at max temp for 2 minutes after cleaning.
- Exterior: Wipe down using the provided cleaning swab.

WARNINGS

HOT COMPONENTS 

REMOVE BATTERY BETWEEN LONG PERIODS OF NON-USE

USE APPROVED DAVINCI REMOVABLE BATTERY

- Could cause significant battery damage or fire hazard
- Do not open or touch internal parts when powered on, when hot, or in use. Allow device to cool before cleaning, stirring, opening or any direct interactions with internal heating components.

WARRANTY

10 Year Ltd. Warranty Information

Organicix, LLC. warrants DAVINCI IQ® (not its accessories) against defects in materials and workmanship under normal use for a period of ten (10) years from the date

of retail purchase by the original end-user purchaser with proof of purchase. If a physical defect arises and a claim is received within the Warranty Period, at its option and to the extent permitted by law, Organicix, LLC will either (1) Repair the product defect, or (2) Exchange the product with a product that is new, or is a functionally equivalent product. Customer is responsible for bearing the cost of freight in order to receive warranty support.

The Limited Warranty does not apply to normal performance degradation of materials, wear and tear of hinges, mouthpiece, or neglecting to adhere to cleaning instructions. Please contact the DAVINCI support team to learn more about replacement batteries or extended repair service.

For full warranty details please visit:

www.davincivaporizer.com/warranty-information/

NOTE: This equipment has been tested and found to comply with the limits for a Class B digital device, pursuant to part 15 of the FCC Rules. These limits are designed to provide reasonable protection against harmful interference in a residential installation. This equipment generates, uses and can radiate radio frequency energy and, if not installed and used in accordance with the instructions, may cause harmful interference to radio communications. However, there is no guarantee that interference will not occur in a particular installation. If this equipment does cause harmful interference to radio or television reception, which can be determined by turning the equipment off and on, the user is encouraged to try to correct the interference by one or more of the following measures:

- Reorient or relocate the receiving antenna.
- Increase the separation between the equipment and receiver.
- Connect the equipment into an outlet on a circuit different from that to which the receiver is connected.
- Consult the dealer or an experienced radio/TV technician for help.

This device complies with part 15 of the FCC rules. Operation is subject to the following two conditions:

- (1) this device may not cause harmful interference, and
- (2) this device must accept any interference received, including interference that may cause undesired operation.

Changes or modifications to this unit not expressly approved by the party responsible for compliance could void the user's authority to operate the equipment.



customerservice@davincivaporizer.com

1.800.336.7224

www.davincivaporizer.com