

US Tech Test Report:
FCC ID:
IC:
Test Report Number:
Issue Date:
Customer:
Model:

FCC Part 15/IC RSS Certification
2AKFQ10015
22165-10015
18-0167
October 17, 2018
Cognosos, Inc.
PCA-10015

Test Configuration Photographs



Figure 1. EUT Radiated Emissions Test Setup

US Tech Test Report:
FCC ID:
IC:
Test Report Number:
Issue Date:
Customer:
Model:

FCC Part 15/IC RSS Certification
2AKFQ10015
22165-10015
18-0167
October 17, 2018
Cognosco, Inc.
PCA-10015




Figure 2. Spurious Radiated Emissions Below 30 MHz, X Polarity

US Tech Test Report:
FCC ID:
IC:
Test Report Number:
Issue Date:
Customer:
Model:

FCC Part 15/IC RSS Certification
2AKFQ10015
22165-10015
18-0167
October 17, 2018
Cognosos, Inc.
PCA-10015




Figure 3. Radiated Emissions Test Configuration (30 - 200 MHz)

US Tech Test Report:
FCC ID:
IC:
Test Report Number:
Issue Date:
Customer:
Model:

FCC Part 15/IC RSS Certification
2AKFQ10015
22165-10015
18-0167
October 17, 2018
Cognosos, Inc.
PCA-10015




Figure 4. Radiated Emissions Test Configuration (200-1000 MHz)

US Tech Test Report:
FCC ID:
IC:
Test Report Number:
Issue Date:
Customer:
Model:

FCC Part 15/IC RSS Certification
2AKFQ10015
22165-10015
18-0167
October 17, 2018
Cognosos, Inc.
PCA-10015




Figure 5. Radiated Emissions Test Configuration (> 1 GHz)