



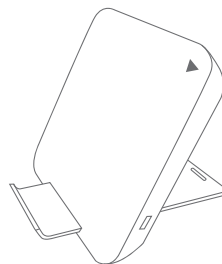
Caution

- Use manufacturer-approved chargers and accessories.
- Do not touch the device with wet hands.
- Do not slide the charger or device, or cause a collision.
- Please use the product within the recommended temperature range if use beyond the recommended temperature, it will damage the recommended life of the product.
- Avoid touching the conductive material, such as liquid, metal, metal powder, dust and pencil lead etc.
- Do not allow children or animals to chew or swallow the charger.
- Do not disassemble, modify, or repair the charger.
- Do not place the Magnetic stripe cards near the charger, including credit cards, phone cards, bank card and registration card etc., magnetic field may damage the magnetic stripe cards.

Wireless Charger

WTS-1MSK series

User Manual



Before using this product, please read this guide to ensure using safely and properly. About product's other information, please contact manufacturer.



FCC ID: 2AKDFWTS-1MSKSERIES

Specification

Input:DC 5V/2000mA
 Operation frequency:110KHz~205KHz
 Efficiency:>75%
 Effective charging distance:2~10mm
 Compatible with Qi
 Operating temperature:0 C ~ +40 C
 Storage temperature:-20 C ~ +60 C

Accessory



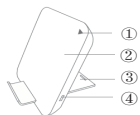
Manual



USB cable

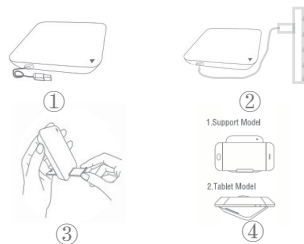
● 5V/2000mA adapter is sold separately.

Charger View



- ①:LED
- ②:Charging area
- ③:Bracket
- ④:Power Input Port

How to use



- 1.Connect USB cable to wireless charger;
- 2.Then connect to 5V/2000mA adapter;
- 3.Take out bracket and insert it to the rectangular slot;
- 4.Place the mobile device which supports wireless charging on the proper charging area of wireless charger.

- Only using the adapter which output is 5V/2000mA or higher.
- When charging fully, remove the mobile device from wireless charger.

NOTE: This equipment has been tested and found to comply with the limits for a Class B digital device, pursuant to part 15 of the FCC Rules. These limits are designed to provide reasonable protection against harmful interference in a residential installation. This equipment generates uses and can radiate radio frequency energy and, if not installed and used in accordance with the instructions, may cause harmful interference to radio communications. However, there is no guarantee that interference will not occur in a particular installation. If this equipment does cause harmful interference to radio or television reception, which can be determined by turning the equipment off and on, the user is encouraged to try to correct the interference by one or more of the following measures:

- Reorient or relocate the receiving antenna.
- Increase the separation between the equipment and receiver.
- Connect the equipment into an outlet on a circuit different from that to which the receiver is connected.
- Consult the dealer or an experienced radio/TV technician for help

Changes or modifications not expressly approved by the party responsible for compliance could void the user's authority to operate the equipment.

This device complies with Part

15 of the FCC Rules. Operation is subject to the following two conditions:

- (1) this device may not cause harmful interference, and
- (2) this device must accept any interference received, including interference that may cause undesired operation.

The EUT meets the RF Exposure requirement.