

**Test Plot 1#: GSM 850\_Head Left Cheek\_Middle****DUT: IP WALKIE TALKIE; Type: VT26W; Serial: 17110805321**

Communication System: Generic GSM; Frequency: 836.6 MHz; Duty Cycle: 1:8  
Medium parameters used:  $f = 836.6$  MHz;  $\sigma = 0.877$  S/m;  $\epsilon_r = 42.288$ ;  $\rho = 1000$  kg/m<sup>3</sup> ;  
Phantom section: Left Section

DASY5 Configuration:

- Probe: EX3DV4 - SN7329; ConvF(9.36, 9.36, 9.36); Calibrated: 2017/3/13;
- Sensor-Surface: 1.4mm (Mechanical Surface Detection)
- Electronics: DAE4 Sn772; Calibrated: 2017/10/9
- Phantom: Twin SAM; Type: Twin SAM V5.0; Serial: 1412
- Measurement SW: DASY52, Version 52.8 (8);

**Area Scan (111x61x1):** Interpolated grid: dx=1.500 mm, dy=1.500 mm

Maximum value of SAR (interpolated) = 0.511 W/kg

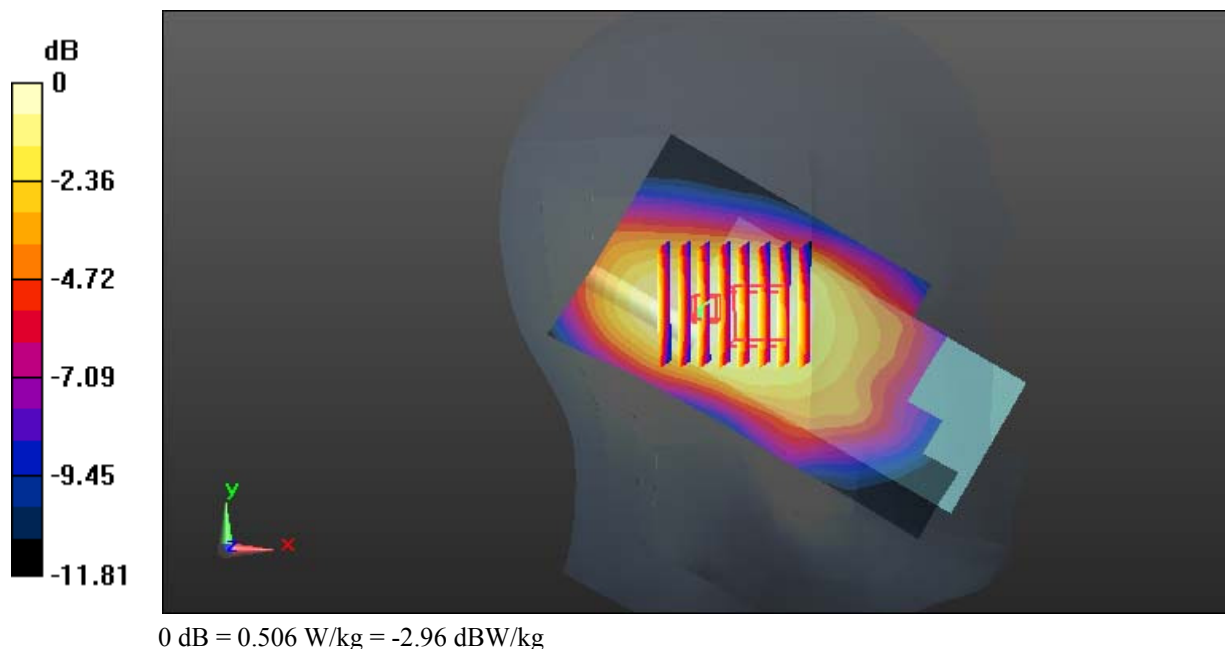
**Zoom Scan (8x7x7)/Cube 0:** Measurement grid: dx=8mm, dy=8mm, dz=5mm

Reference Value = 20.81 V/m; Power Drift = 0.06 dB

Peak SAR (extrapolated) = 0.568 W/kg

**SAR(1 g) = 0.394 W/kg; SAR(10 g) = 0.294 W/kg**

Maximum value of SAR (measured) = 0.506 W/kg



**Test Plot 2#: GSM 850\_Head Left Tilt\_Low****DUT: IP WALKIE TALKIE; Type: VT26W; Serial: 17110805321**

Communication System: Generic GSM; Frequency: 824.2 MHz; Duty Cycle: 1:8  
Medium parameters used:  $f = 824.2$  MHz;  $\sigma = 0.861$  S/m;  $\epsilon_r = 42.448$ ;  $\rho = 1000$  kg/m<sup>3</sup> ;  
Phantom section: Left Section

DASY5 Configuration:

- Probe: EX3DV4 - SN7329; ConvF(9.36, 9.36, 9.36); Calibrated: 2017/3/13;
- Sensor-Surface: 1.4mm (Mechanical Surface Detection)
- Electronics: DAE4 Sn772; Calibrated: 2017/10/9
- Phantom: Twin SAM; Type: Twin SAM V5.0; Serial: 1412
- Measurement SW: DASY52, Version 52.8 (8);

**Area Scan (111x61x1):** Interpolated grid: dx=1.500 mm, dy=1.500 mm

Maximum value of SAR (interpolated) = 0.902 W/kg

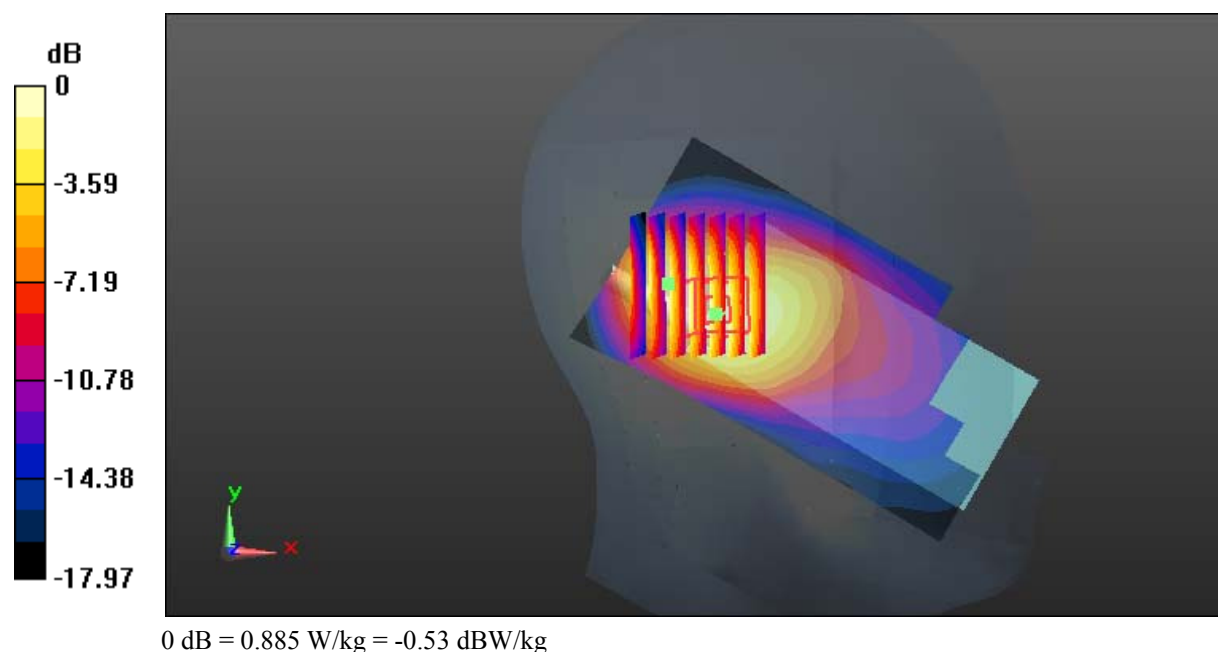
**Zoom Scan (7x8x7)/Cube 0:** Measurement grid: dx=8mm, dy=8mm, dz=5mm

Reference Value = 24.90 V/m; Power Drift = -0.06 dB

Peak SAR (extrapolated) = 1.10 W/kg

**SAR(1 g) = 0.667 W/kg; SAR(10 g) = 0.439 W/kg**

Maximum value of SAR (measured) = 0.885 W/kg



**Test Plot 3#: GSM 850\_Head Left Tilt\_Middle****DUT: IP WALKIE TALKIE; Type: VT26W; Serial: 17110805321**

Communication System: Generic GSM; Frequency: 836.6 MHz; Duty Cycle: 1:8  
Medium parameters used:  $f = 836.6$  MHz;  $\sigma = 0.877$  S/m;  $\epsilon_r = 42.288$ ;  $\rho = 1000$  kg/m<sup>3</sup> ;  
Phantom section: Left Section

DASY5 Configuration:

- Probe: EX3DV4 - SN7329; ConvF(9.36, 9.36, 9.36); Calibrated: 2017/3/13;
- Sensor-Surface: 1.4mm (Mechanical Surface Detection)
- Electronics: DAE4 Sn772; Calibrated: 2017/10/9
- Phantom: Twin SAM; Type: Twin SAM V5.0; Serial: 1412
- Measurement SW: DASY52, Version 52.8 (8);

**Area Scan (111x61x1):** Interpolated grid: dx=1.500 mm, dy=1.500 mm

Maximum value of SAR (interpolated) = 0.769 W/kg

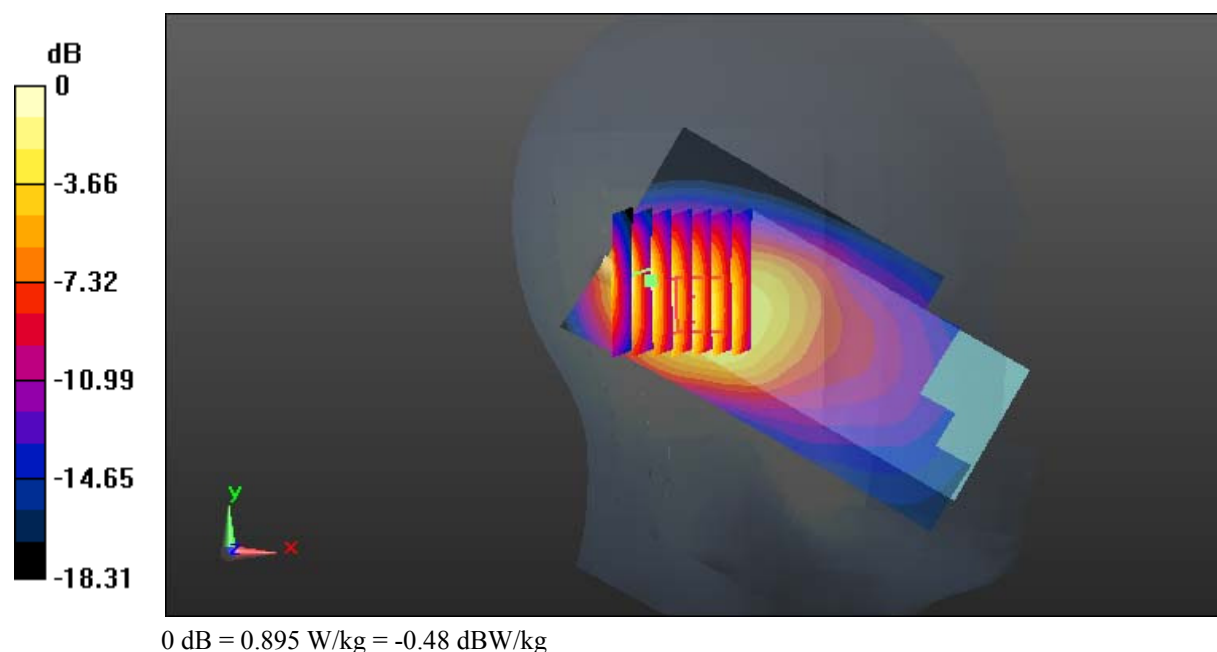
**Zoom Scan (7x8x7)/Cube 0:** Measurement grid: dx=8mm, dy=8mm, dz=5mm

Reference Value = 20.31 V/m; Power Drift = -0.05 dB

Peak SAR (extrapolated) = 1.20 W/kg

**SAR(1 g) = 0.565 W/kg; SAR(10 g) = 0.377 W/kg**

Maximum value of SAR (measured) = 0.895 W/kg



**Test Plot 4#: GSM 850\_Head Left Tilt\_High****DUT: IP WALKIE TALKIE; Type: VT26W; Serial: 17110805321**

Communication System: Generic GSM; Frequency: 848.8 MHz; Duty Cycle: 1:8  
Medium parameters used:  $f = 848.8$  MHz;  $\sigma = 0.887$  S/m;  $\epsilon_r = 42.025$ ;  $\rho = 1000$  kg/m<sup>3</sup> ;  
Phantom section: Left Section

DASY5 Configuration:

- Probe: EX3DV4 - SN7329; ConvF(9.36, 9.36, 9.36); Calibrated: 2017/3/13;
- Sensor-Surface: 1.4mm (Mechanical Surface Detection)
- Electronics: DAE4 Sn772; Calibrated: 2017/10/9
- Phantom: Twin SAM; Type: Twin SAM V5.0; Serial: 1412
- Measurement SW: DASY52, Version 52.8 (8);

**Area Scan (111x61x1):** Interpolated grid: dx=1.500 mm, dy=1.500 mm

Maximum value of SAR (interpolated) = 0.703 W/kg

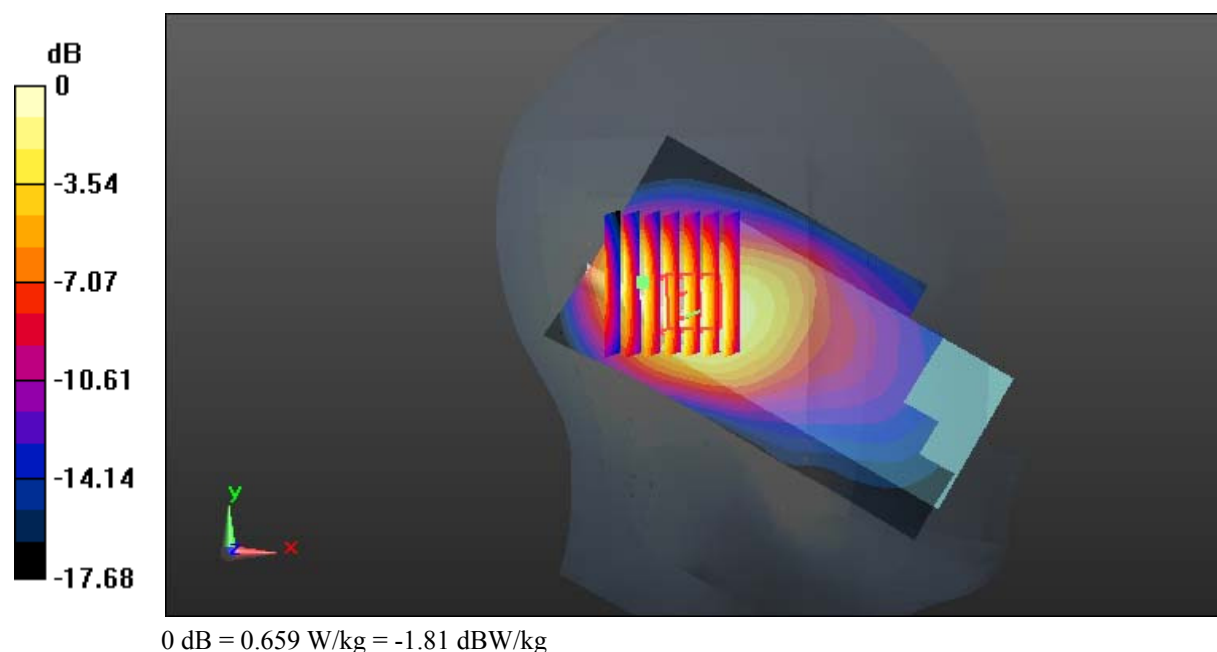
**Zoom Scan (7x8x7)/Cube 0:** Measurement grid: dx=8mm, dy=8mm, dz=5mm

Reference Value = 21.05 V/m; Power Drift = -0.00 dB

Peak SAR (extrapolated) = 0.836 W/kg

**SAR(1 g) = 0.498 W/kg; SAR(10 g) = 0.327 W/kg**

Maximum value of SAR (measured) = 0.659 W/kg



**Test Plot 5#: GSM 850\_Head Right Cheek\_Middle****DUT: IP WALKIE TALKIE; Type: VT26W; Serial: 17110805321**

Communication System: Generic GSM; Frequency: 836.6 MHz; Duty Cycle: 1:8  
Medium parameters used:  $f = 836.6$  MHz;  $\sigma = 0.877$  S/m;  $\epsilon_r = 42.288$ ;  $\rho = 1000$  kg/m<sup>3</sup> ;  
Phantom section: Right Section

DASY5 Configuration:

- Probe: EX3DV4 - SN7329; ConvF(9.36, 9.36, 9.36); Calibrated: 2017/3/13;
- Sensor-Surface: 1.4mm (Mechanical Surface Detection)
- Electronics: DAE4 Sn772; Calibrated: 2017/10/9
- Phantom: Twin SAM; Type: Twin SAM V5.0; Serial: 1412
- Measurement SW: DASY52, Version 52.8 (8);

**Area Scan (111x61x1):** Interpolated grid: dx=1.500 mm, dy=1.500 mm

Maximum value of SAR (interpolated) = 0.629 W/kg

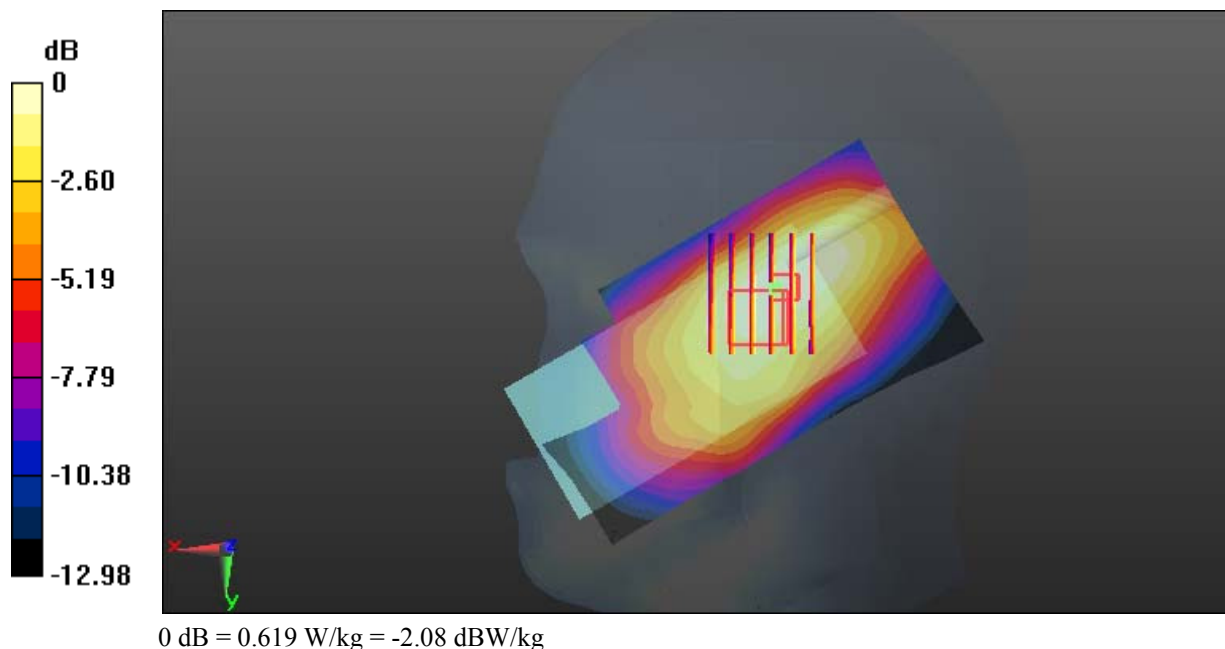
**Zoom Scan (6x7x7)/Cube 0:** Measurement grid: dx=8mm, dy=8mm, dz=5mm

Reference Value = 22.14 V/m; Power Drift = 0.05 dB

Peak SAR (extrapolated) = 0.712 W/kg

**SAR(1 g) = 0.469 W/kg; SAR(10 g) = 0.332 W/kg**

Maximum value of SAR (measured) = 0.619 W/kg



**Test Plot 6#: GSM 850\_Head Right Tilt\_Middle****DUT: IP WALKIE TALKIE; Type: VT26W; Serial: 17110805321**

Communication System: Generic GSM; Frequency: 836.6 MHz; Duty Cycle: 1:8  
Medium parameters used:  $f = 836.6$  MHz;  $\sigma = 0.877$  S/m;  $\epsilon_r = 42.288$ ;  $\rho = 1000$  kg/m<sup>3</sup> ;  
Phantom section: Right Section

DASY5 Configuration:

- Probe: EX3DV4 - SN7329; ConvF(9.36, 9.36, 9.36); Calibrated: 2017/3/13;
- Sensor-Surface: 1.4mm (Mechanical Surface Detection)
- Electronics: DAE4 Sn772; Calibrated: 2017/10/9
- Phantom: Twin SAM; Type: Twin SAM V5.0; Serial: 1412
- Measurement SW: DASY52, Version 52.8 (8);

**Area Scan (111x61x1):** Interpolated grid: dx=1.500 mm, dy=1.500 mm

Maximum value of SAR (interpolated) = 0.999 W/kg

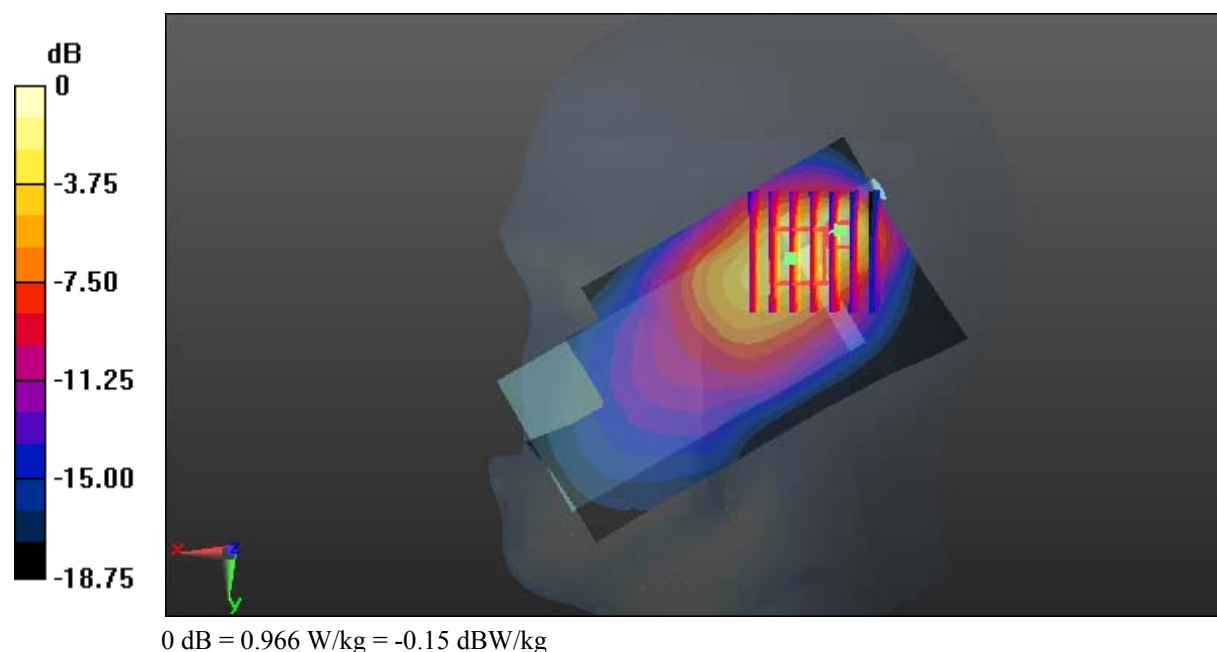
**Zoom Scan (7x7x7)/Cube 0:** Measurement grid: dx=8mm, dy=8mm, dz=5mm

Reference Value = 18.05 V/m; Power Drift = 0.10 dB

Peak SAR (extrapolated) = 1.56 W/kg

**SAR(1 g) = 0.509 W/kg; SAR(10 g) = 0.290 W/kg**

Maximum value of SAR (measured) = 0.966 W/kg



**Test Plot 7#: GSM 850\_Body Worn Back\_Middle****DUT: IP WALKIE TALKIE; Type: VT26W; Serial: 17110805321**

Communication System: Generic GSM; Frequency: 836.6 MHz; Duty Cycle: 1:8  
Medium parameters used:  $f = 836.6$  MHz;  $\sigma = 0.957$  S/m;  $\epsilon_r = 56.987$ ;  $\rho = 1000$  kg/m<sup>3</sup> ;  
Phantom section: Right Section

DASY5 Configuration:

- Probe: EX3DV4 - SN7329; ConvF(9.58, 9.58, 9.58); Calibrated: 2017/3/13;
- Sensor-Surface: 1.4mm (Mechanical Surface Detection)
- Electronics: DAE4 Sn772; Calibrated: 2017/10/9
- Phantom: Triple Flat Phantom 5.1C; Type: QD 000 P51 CA; Serial: 1130
- Measurement SW: DASY52, Version 52.8 (8);

**Area Scan (121x61x1):** Interpolated grid: dx=1.500 mm, dy=1.500 mm

Maximum value of SAR (interpolated) = 0.252 W/kg


**Zoom Scan (5x6x7)/Cube 0:** Measurement grid: dx=8mm, dy=8mm, dz=5mm

Reference Value = 6.181 V/m; Power Drift = -0.09 dB

Peak SAR (extrapolated) = 0.275 W/kg

**SAR(1 g) = 0.207 W/kg; SAR(10 g) = 0.153 W/kg**

Maximum value of SAR (measured) = 0.253 W/kg



**Test Plot 8#: GSM 850\_Body Back\_Low****DUT: IP WALKIE TALKIE; Type: VT26W; Serial: 17110805321**

Communication System: Generic GPRS-2 slots; Frequency: 824.2 MHz; Duty Cycle: 1:4  
Medium parameters used:  $f = 824.2$  MHz;  $\sigma = 0.945$  S/m;  $\epsilon_r = 57.311$ ;  $\rho = 1000$  kg/m<sup>3</sup> ;  
Phantom section: Right Section

DASY5 Configuration:

- Probe: EX3DV4 - SN7329; ConvF(9.58, 9.58, 9.58); Calibrated: 2017/3/13;
- Sensor-Surface: 1.4mm (Mechanical Surface Detection)
- Electronics: DAE4 Sn772; Calibrated: 2017/10/9
- Phantom: Triple Flat Phantom 5.1C; Type: QD 000 P51 CA; Serial: 1130
- Measurement SW: DASY52, Version 52.8 (8);

**Area Scan (121x61x1):** Interpolated grid: dx=1.500 mm, dy=1.500 mm

Maximum value of SAR (interpolated) = 0.335 W/kg

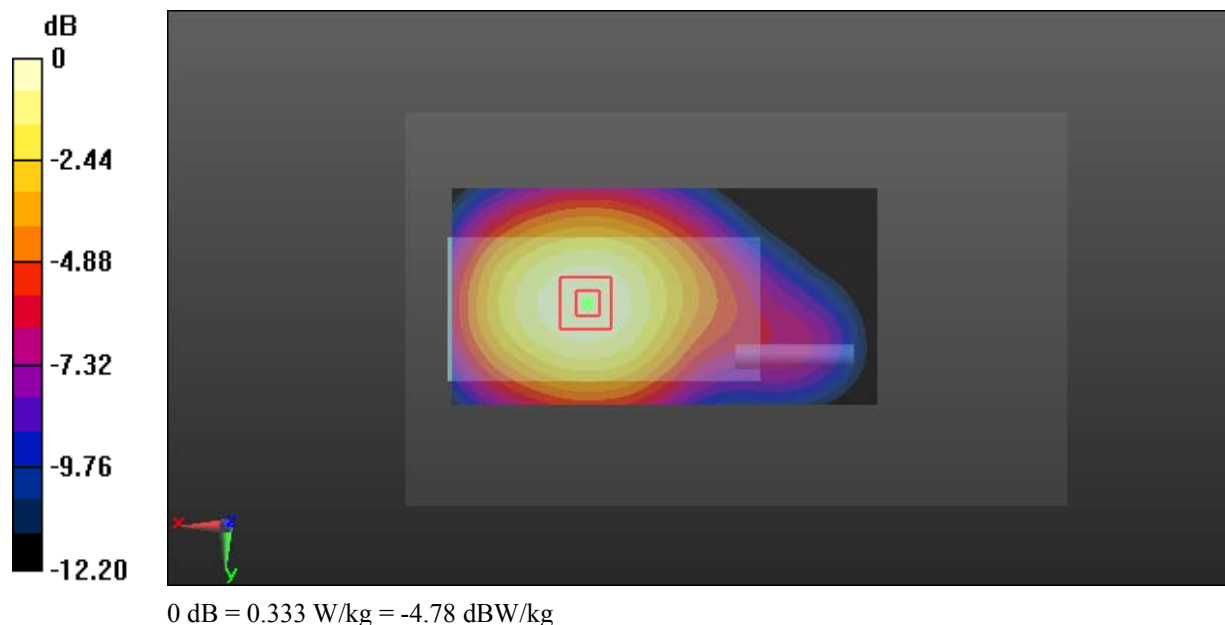
**Zoom Scan (5x6x7)/Cube 0:** Measurement grid: dx=8mm, dy=8mm, dz=5mm

Reference Value = 7.322 V/m; Power Drift = -0.17 dB

Peak SAR (extrapolated) = 0.361 W/kg

**SAR(1 g) = 0.272 W/kg; SAR(10 g) = 0.202 W/kg**

Maximum value of SAR (measured) = 0.333 W/kg



**Test Plot 9#: GSM 850\_Body Back\_Middle****DUT: IP WALKIE TALKIE; Type: VT26W; Serial: 17110805321**

Communication System: Generic GPRS-2 slots; Frequency: 836.6 MHz; Duty Cycle: 1:4  
Medium parameters used:  $f = 836.6$  MHz;  $\sigma = 0.957$  S/m;  $\epsilon_r = 56.987$ ;  $\rho = 1000$  kg/m<sup>3</sup> ;  
Phantom section: Right Section

DASY5 Configuration:

- Probe: EX3DV4 - SN7329; ConvF(9.58, 9.58, 9.58); Calibrated: 2017/3/13;
- Sensor-Surface: 1.4mm (Mechanical Surface Detection)
- Electronics: DAE4 Sn772; Calibrated: 2017/10/9
- Phantom: Triple Flat Phantom 5.1C; Type: QD 000 P51 CA; Serial: 1130
- Measurement SW: DASY52, Version 52.8 (8);

**Area Scan (121x61x1):** Interpolated grid: dx=1.500 mm, dy=1.500 mm

Maximum value of SAR (interpolated) = 0.363 W/kg

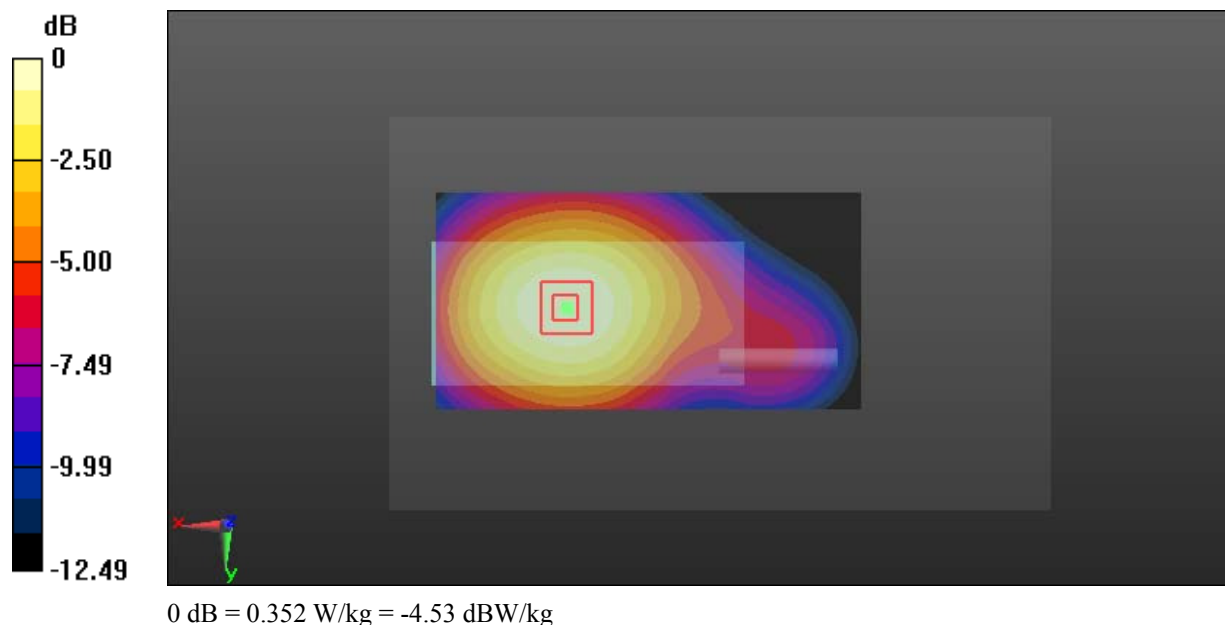
**Zoom Scan (5x6x7)/Cube 0:** Measurement grid: dx=8mm, dy=8mm, dz=5mm

Reference Value = 7.457 V/m; Power Drift = -0.05 dB

Peak SAR (extrapolated) = 0.388 W/kg

**SAR(1 g) = 0.294 W/kg; SAR(10 g) = 0.217 W/kg**

Maximum value of SAR (measured) = 0.352 W/kg



**Test Plot 10#: GSM 850\_Body Back\_High****DUT: IP WALKIE TALKIE; Type: VT26W; Serial: 17110805321**

Communication System: Generic GPRS-2 slots; Frequency: 848.8 MHz; Duty Cycle: 1:4  
Medium parameters used:  $f = 848.8$  MHz;  $\sigma = 0.969$  S/m;  $\epsilon_r = 56.731$ ;  $\rho = 1000$  kg/m<sup>3</sup> ;  
Phantom section: Right Section

DASY5 Configuration:

- Probe: EX3DV4 - SN7329; ConvF(9.58, 9.58, 9.58); Calibrated: 2017/3/13;
- Sensor-Surface: 1.4mm (Mechanical Surface Detection)
- Electronics: DAE4 Sn772; Calibrated: 2017/10/9
- Phantom: Triple Flat Phantom 5.1C; Type: QD 000 P51 CA; Serial: 1130
- Measurement SW: DASY52, Version 52.8 (8);

**Area Scan (121x61x1):** Interpolated grid: dx=1.500 mm, dy=1.500 mm

Maximum value of SAR (interpolated) = 0.384 W/kg


**Zoom Scan (5x6x7)/Cube 0:** Measurement grid: dx=8mm, dy=8mm, dz=5mm

Reference Value = 7.831 V/m; Power Drift = -0.05 dB

Peak SAR (extrapolated) = 0.423 W/kg

**SAR(1 g) = 0.315 W/kg; SAR(10 g) = 0.232 W/kg**

Maximum value of SAR (measured) = 0.388 W/kg



**Test Plot 11#: GSM 850\_Body Left\_Middle****DUT: IP WALKIE TALKIE; Type: VT26W; Serial: 17110805321**

Communication System: Generic GPRS-2 slots; Frequency: 836.6 MHz; Duty Cycle: 1:4  
Medium parameters used:  $f = 836.6$  MHz;  $\sigma = 0.957$  S/m;  $\epsilon_r = 56.987$ ;  $\rho = 1000$  kg/m<sup>3</sup> ;  
Phantom section: Right Section

DASY5 Configuration:

- Probe: EX3DV4 - SN7329; ConvF(9.58, 9.58, 9.58); Calibrated: 2017/3/13;
- Sensor-Surface: 1.4mm (Mechanical Surface Detection)
- Electronics: DAE4 Sn772; Calibrated: 2017/10/9
- Phantom: Triple Flat Phantom 5.1C; Type: QD 000 P51 CA; Serial: 1130
- Measurement SW: DASY52, Version 52.8 (8);

**Area Scan (111x61x1):** Interpolated grid: dx=1.500 mm, dy=1.500 mm

Maximum value of SAR (interpolated) = 0.300 W/kg


**Zoom Scan (5x6x7)/Cube 0:** Measurement grid: dx=8mm, dy=8mm, dz=5mm

Reference Value = 9.537 V/m; Power Drift = -0.13 dB

Peak SAR (extrapolated) = 0.332 W/kg

**SAR(1 g) = 0.238 W/kg; SAR(10 g) = 0.169 W/kg**

Maximum value of SAR (measured) = 0.298 W/kg



**Test Plot 12#: GSM 1900\_Head Left Cheek\_Middle****DUT: IP WALKIE TALKIE; Type: VT26W; Serial: 17110805321**

Communication System: Generic GSM; Frequency: 1880 MHz; Duty Cycle: 1:8  
Medium parameters used:  $f = 1880$  MHz;  $\sigma = 1.374$  S/m;  $\epsilon_r = 40.423$ ;  $\rho = 1000$  kg/m<sup>3</sup> ;  
Phantom section: Left Section

DASY5 Configuration:

- Probe: EX3DV4 - SN7329; ConvF(8.18, 8.18, 8.18); Calibrated: 2017/3/13;
- Sensor-Surface: 1.4mm (Mechanical Surface Detection)
- Electronics: DAE4 Sn772; Calibrated: 2017/10/9
- Phantom: Twin SAM; Type: Twin SAM V5.0; Serial: 1412
- Measurement SW: DASY52, Version 52.8 (8);

**Area Scan (111x61x1):** Interpolated grid: dx=1.500 mm, dy=1.500 mm

Maximum value of SAR (interpolated) = 0.708 W/kg

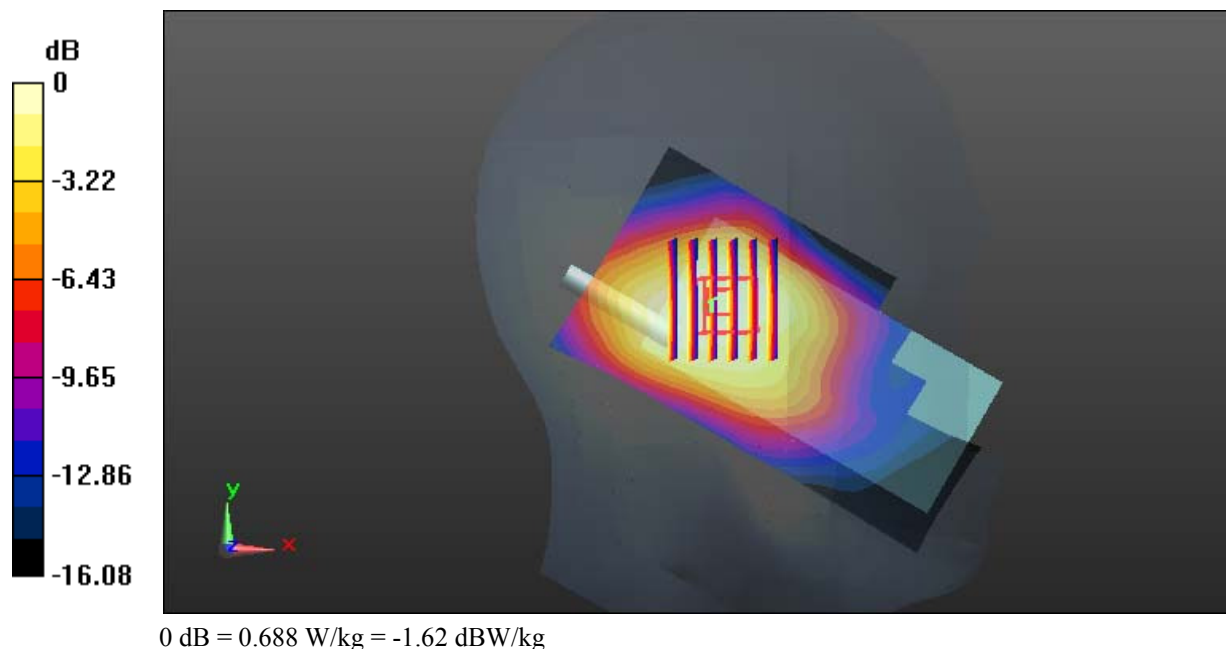
**Zoom Scan (6x7x7)/Cube 0:** Measurement grid: dx=8mm, dy=8mm, dz=5mm

Reference Value = 20.35 V/m; Power Drift = -0.11 dB

Peak SAR (extrapolated) = 0.791 W/kg

**SAR(1 g) = 0.506 W/kg; SAR(10 g) = 0.325 W/kg**

Maximum value of SAR (measured) = 0.688 W/kg



**Test Plot 13#: GSM 1900\_Head Left Tilt\_Middle****DUT: IP WALKIE TALKIE; Type: VT26W; Serial: 17110805321**

Communication System: Generic GSM; Frequency: 1880 MHz; Duty Cycle: 1:8  
Medium parameters used:  $f = 1880$  MHz;  $\sigma = 1.374$  S/m;  $\epsilon_r = 40.423$ ;  $\rho = 1000$  kg/m<sup>3</sup> ;  
Phantom section: Left Section

DASY5 Configuration:

- Probe: EX3DV4 - SN7329; ConvF(8.18, 8.18, 8.18); Calibrated: 2017/3/13;
- Sensor-Surface: 1.4mm (Mechanical Surface Detection)
- Electronics: DAE4 Sn772; Calibrated: 2017/10/9
- Phantom: Twin SAM; Type: Twin SAM V5.0; Serial: 1412
- Measurement SW: DASY52, Version 52.8 (8);

**Area Scan (111x61x1):** Interpolated grid: dx=1.500 mm, dy=1.500 mm

Maximum value of SAR (interpolated) = 0.900 W/kg

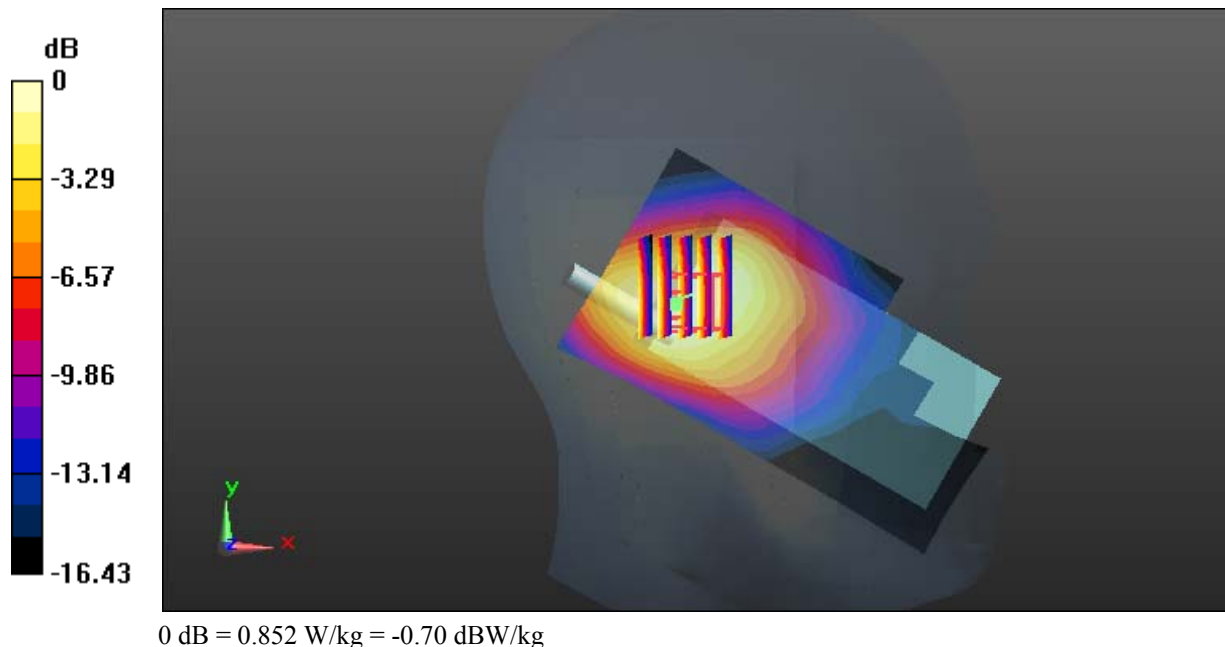
**Zoom Scan (5x6x7)/Cube 0:** Measurement grid: dx=8mm, dy=8mm, dz=5mm

Reference Value = 20.69 V/m; Power Drift = 0.19 dB

Peak SAR (extrapolated) = 1.01 W/kg

**SAR(1 g) = 0.600 W/kg; SAR(10 g) = 0.366 W/kg**

Maximum value of SAR (measured) = 0.852 W/kg



**Test Plot 14#: GSM 1900\_Head Right Cheek\_Middle**

**DUT: IP WALKIE TALKIE; Type: VT26W; Serial: 17110805321**

Communication System: Generic GSM; Frequency: 1880 MHz; Duty Cycle: 1:8  
 Medium parameters used:  $f = 1880 \text{ MHz}$ ;  $\sigma = 1.374 \text{ S/m}$ ;  $\epsilon_r = 40.423$ ;  $\rho = 1000 \text{ kg/m}^3$  ;  
 Phantom section: Right Section

DASY5 Configuration:

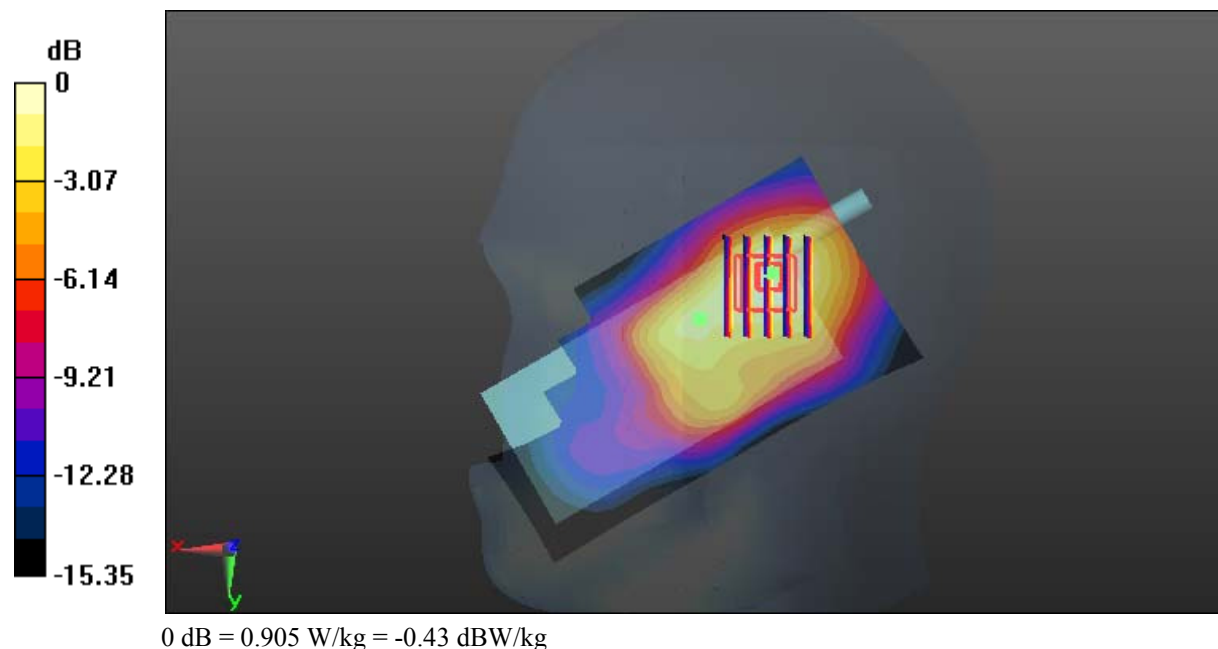
- Probe: EX3DV4 - SN7329; ConvF(8.18, 8.18, 8.18); Calibrated: 2017/3/13;
- Sensor-Surface: 1.4mm (Mechanical Surface Detection)
- Electronics: DAE4 Sn772; Calibrated: 2017/10/9
- Phantom: Twin SAM; Type: Twin SAM V5.0; Serial: 1412
- Measurement SW: DASY52, Version 52.8 (8);

**Area Scan (111x61x1):** Interpolated grid:  $dx=1.500 \text{ mm}$ ,  $dy=1.500 \text{ mm}$   
 Maximum value of SAR (interpolated) =  $0.973 \text{ W/kg}$

**Zoom Scan (5x6x7)/Cube 0:** Measurement grid:  $dx=8\text{mm}$ ,  $dy=8\text{mm}$ ,  $dz=5\text{mm}$   
 Reference Value =  $20.68 \text{ V/m}$ ; Power Drift =  $-0.07 \text{ dB}$   
 Peak SAR (extrapolated) =  $1.07 \text{ W/kg}$

**SAR(1 g) = 0.618 W/kg; SAR(10 g) = 0.361 W/kg**

Maximum value of SAR (measured) =  $0.905 \text{ W/kg}$



**Test Plot 15#: GSM 1900\_Head Right Tilt\_Low****DUT: IP WALKIE TALKIE; Type: VT26W; Serial: 17110805321**

Communication System: Generic GSM; Frequency: 1850.2 MHz; Duty Cycle: 1:8  
Medium parameters used:  $f = 1850.2$  MHz;  $\sigma = 1.341$  S/m;  $\epsilon_r = 40.748$ ;  $\rho = 1000$  kg/m<sup>3</sup> ;  
Phantom section: Right Section

DASY5 Configuration:

- Probe: EX3DV4 - SN7329; ConvF(8.18, 8.18, 8.18); Calibrated: 2017/3/13;
- Sensor-Surface: 1.4mm (Mechanical Surface Detection)
- Electronics: DAE4 Sn772; Calibrated: 2017/10/9
- Phantom: Twin SAM; Type: Twin SAM V5.0; Serial: 1412
- Measurement SW: DASY52, Version 52.8 (8);

**Area Scan (111x61x1):** Interpolated grid: dx=1.500 mm, dy=1.500 mm

Maximum value of SAR (interpolated) = 1.28 W/kg

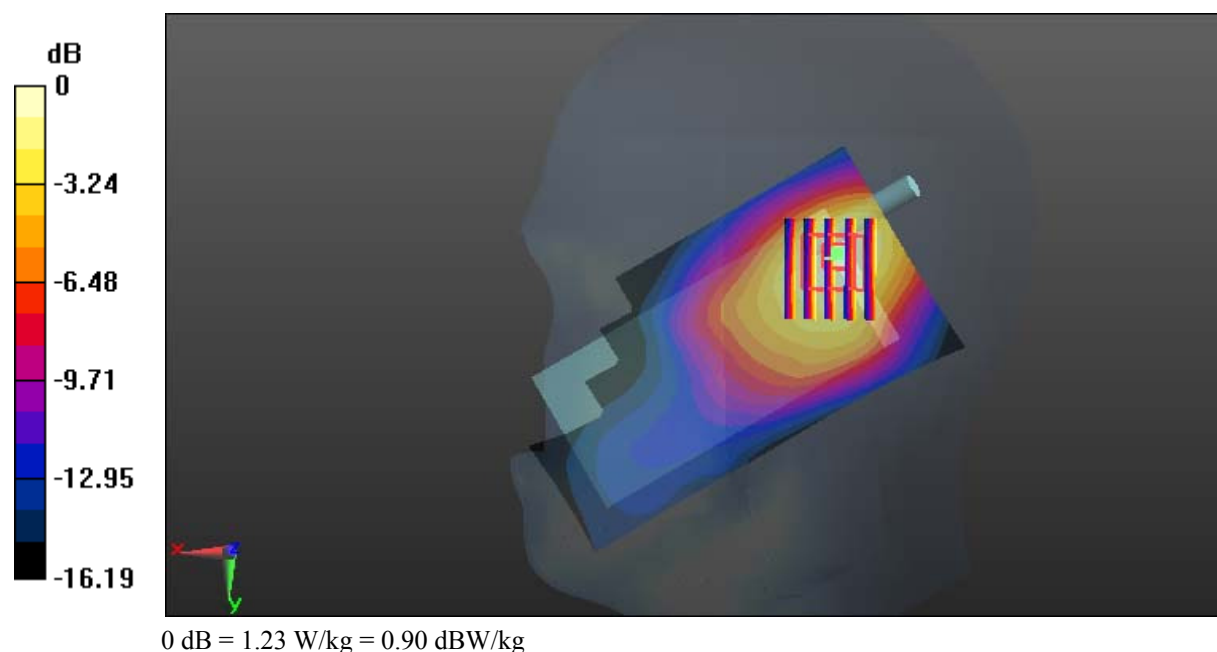
**Zoom Scan (5x6x7)/Cube 0:** Measurement grid: dx=8mm, dy=8mm, dz=5mm

Reference Value = 21.89 V/m; Power Drift = 0.07 dB

Peak SAR (extrapolated) = 1.47 W/kg

**SAR(1 g) = 0.834 W/kg; SAR(10 g) = 0.481 W/kg**

Maximum value of SAR (measured) = 1.23 W/kg



**Test Plot 16#: GSM 1900\_Head Right Tilt\_Middle****DUT: IP WALKIE TALKIE; Type: VT26W; Serial: 17110805321**

Communication System: Generic GSM; Frequency: 1880 MHz; Duty Cycle: 1:8  
Medium parameters used:  $f = 1880$  MHz;  $\sigma = 1.374$  S/m;  $\epsilon_r = 40.423$ ;  $\rho = 1000$  kg/m<sup>3</sup> ;  
Phantom section: Right Section

DASY5 Configuration:

- Probe: EX3DV4 - SN7329; ConvF(8.18, 8.18, 8.18); Calibrated: 2017/3/13;
- Sensor-Surface: 1.4mm (Mechanical Surface Detection)
- Electronics: DAE4 Sn772; Calibrated: 2017/10/9
- Phantom: Twin SAM; Type: Twin SAM V5.0; Serial: 1412
- Measurement SW: DASY52, Version 52.8 (8);

**Area Scan (111x61x1):** Interpolated grid: dx=1.500 mm, dy=1.500 mm

Maximum value of SAR (interpolated) = 1.20 W/kg

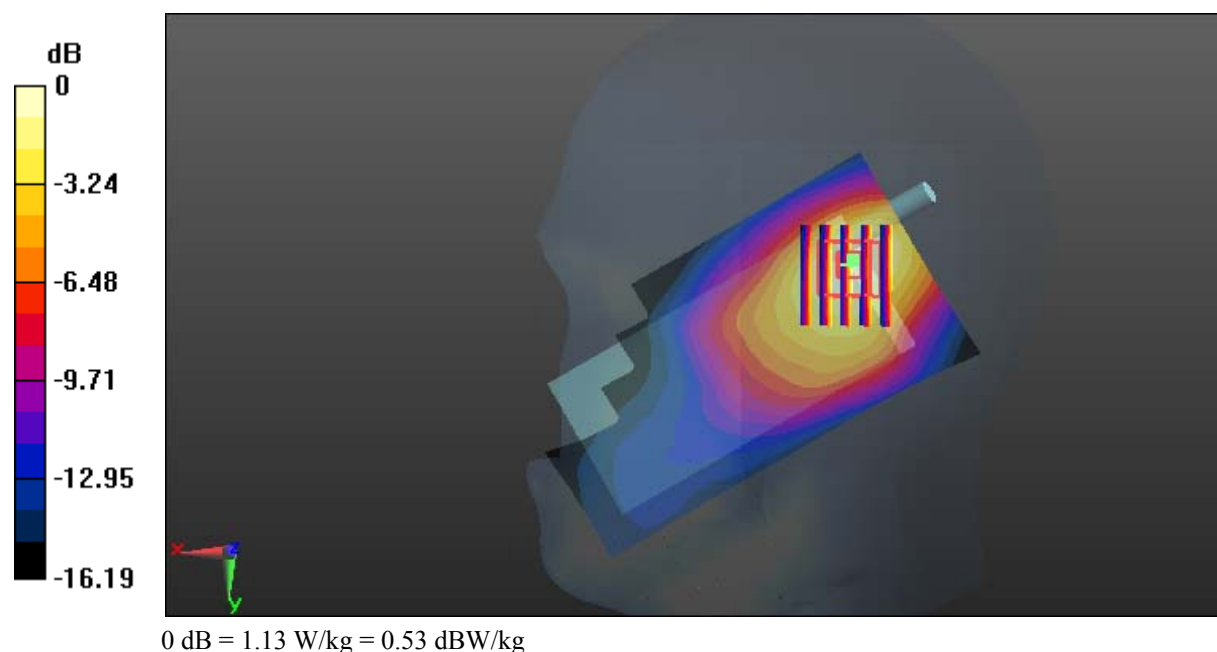
**Zoom Scan (5x6x7)/Cube 0:** Measurement grid: dx=8mm, dy=8mm, dz=5mm

Reference Value = 20.73 V/m; Power Drift = 0.02 dB

Peak SAR (extrapolated) = 1.35 W/kg

**SAR(1 g) = 0.755 W/kg; SAR(10 g) = 0.429 W/kg**

Maximum value of SAR (measured) = 1.13 W/kg



**Test Plot 17#: GSM 1900\_Head Right Tilt\_High****DUT: IP WALKIE TALKIE; Type: VT26W; Serial: 17110805321**

Communication System: Generic GSM; Frequency: 1909.8 MHz; Duty Cycle: 1:8  
Medium parameters used:  $f = 1909.8$  MHz;  $\sigma = 1.398$  S/m;  $\epsilon_r = 40.298$ ;  $\rho = 1000$  kg/m<sup>3</sup> ;  
Phantom section: Right Section

DASY5 Configuration:

- Probe: EX3DV4 - SN7329; ConvF(8.18, 8.18, 8.18); Calibrated: 2017/3/13;
- Sensor-Surface: 1.4mm (Mechanical Surface Detection)
- Electronics: DAE4 Sn772; Calibrated: 2017/10/9
- Phantom: Twin SAM; Type: Twin SAM V5.0; Serial: 1412
- Measurement SW: DASY52, Version 52.8 (8);

**Area Scan (111x61x1):** Interpolated grid: dx=1.500 mm, dy=1.500 mm

Maximum value of SAR (interpolated) = 1.11 W/kg

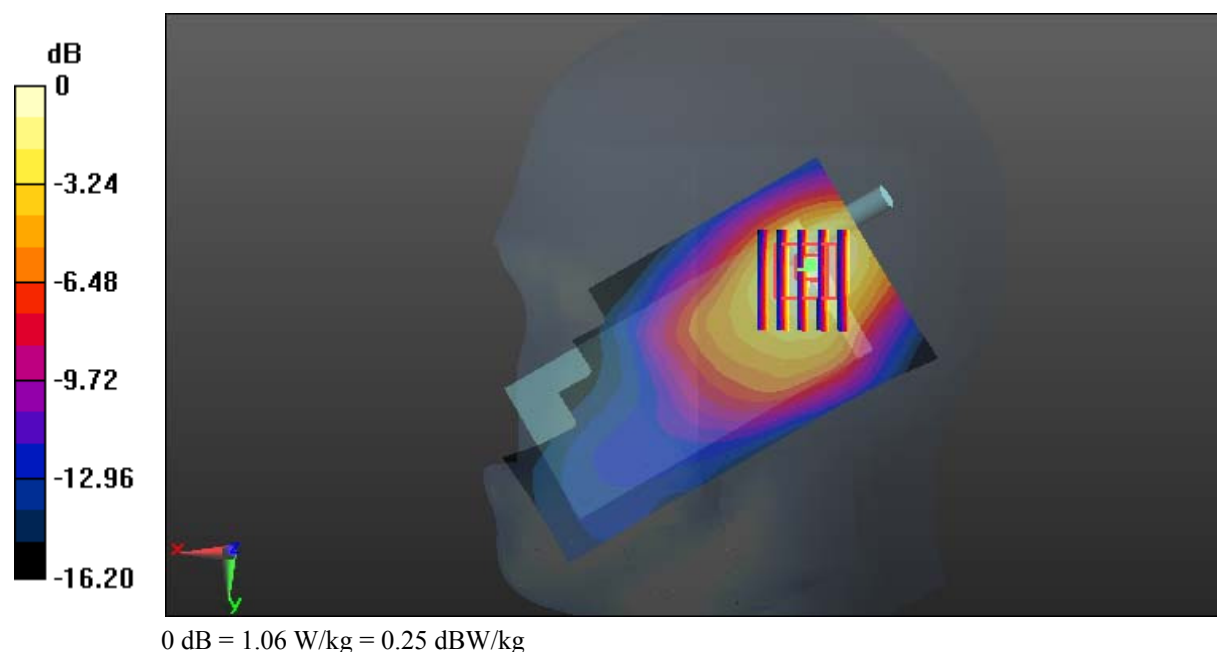
**Zoom Scan (5x6x7)/Cube 0:** Measurement grid: dx=8mm, dy=8mm, dz=5mm

Reference Value = 19.65 V/m; Power Drift = 0.09 dB

Peak SAR (extrapolated) = 1.29 W/kg

**SAR(1 g) = 0.713 W/kg; SAR(10 g) = 0.404 W/kg**

Maximum value of SAR (measured) = 1.06 W/kg



**Test Plot 18#: GSM 1900\_Body Worn Back\_Low**

**DUT: IP WALKIE TALKIE; Type: VT26W; Serial: 17110805321**

Communication System: Generic GSM; Frequency: 1850.2 MHz; Duty Cycle: 1:8  
 Medium parameters used:  $f = 1850.2 \text{ MHz}$ ;  $\sigma = 1.463 \text{ S/m}$ ;  $\epsilon_r = 54.593$ ;  $\rho = 1000 \text{ kg/m}^3$  ;  
 Phantom section: Left Section

DASY5 Configuration:

- Probe: EX3DV4 - SN7329; ConvF(7.77, 7.77, 7.77); Calibrated: 2017/3/13;
- Sensor-Surface: 1.4mm (Mechanical Surface Detection)
- Electronics: DAE4 Sn772; Calibrated: 2017/10/9
- Phantom: Triple Flat Phantom 5.1C; Type: QD 000 P51 CA; Serial: 1130
- Measurement SW: DASY52, Version 52.8 (8);

**Area Scan (81x61x1):** Interpolated grid:  $dx=1.500 \text{ mm}$ ,  $dy=1.500 \text{ mm}$

Maximum value of SAR (interpolated) = 0.242 W/kg


**Zoom Scan (5x6x7)/Cube 0:** Measurement grid:  $dx=8\text{mm}$ ,  $dy=8\text{mm}$ ,  $dz=5\text{mm}$

Reference Value = 8.877 V/m; Power Drift = 0.04 dB

Peak SAR (extrapolated) = 0.295 W/kg

**SAR(1 g) = 0.171 W/kg; SAR(10 g) = 0.103 W/kg**

Maximum value of SAR (measured) = 0.247 W/kg



**Test Plot 19#: GSM 1900\_Body Worn Back\_Middle****DUT: IP WALKIE TALKIE; Type: VT26W; Serial: 17110805321**

Communication System: Generic GSM; Frequency: 1880 MHz; Duty Cycle: 1:8  
Medium parameters used:  $f = 1880$  MHz;  $\sigma = 1.488$  S/m;  $\epsilon_r = 54.199$ ;  $\rho = 1000$  kg/m<sup>3</sup> ;  
Phantom section: Left Section

DASY5 Configuration:

- Probe: EX3DV4 - SN7329; ConvF(7.77, 7.77, 7.77); Calibrated: 2017/3/13;
- Sensor-Surface: 1.4mm (Mechanical Surface Detection)
- Electronics: DAE4 Sn772; Calibrated: 2017/10/9
- Phantom: Triple Flat Phantom 5.1C; Type: QD 000 P51 CA; Serial: 1130
- Measurement SW: DASY52, Version 52.8 (8);

**Area Scan (81x61x1):** Interpolated grid: dx=1.500 mm, dy=1.500 mm

Maximum value of SAR (interpolated) = 0.215 W/kg

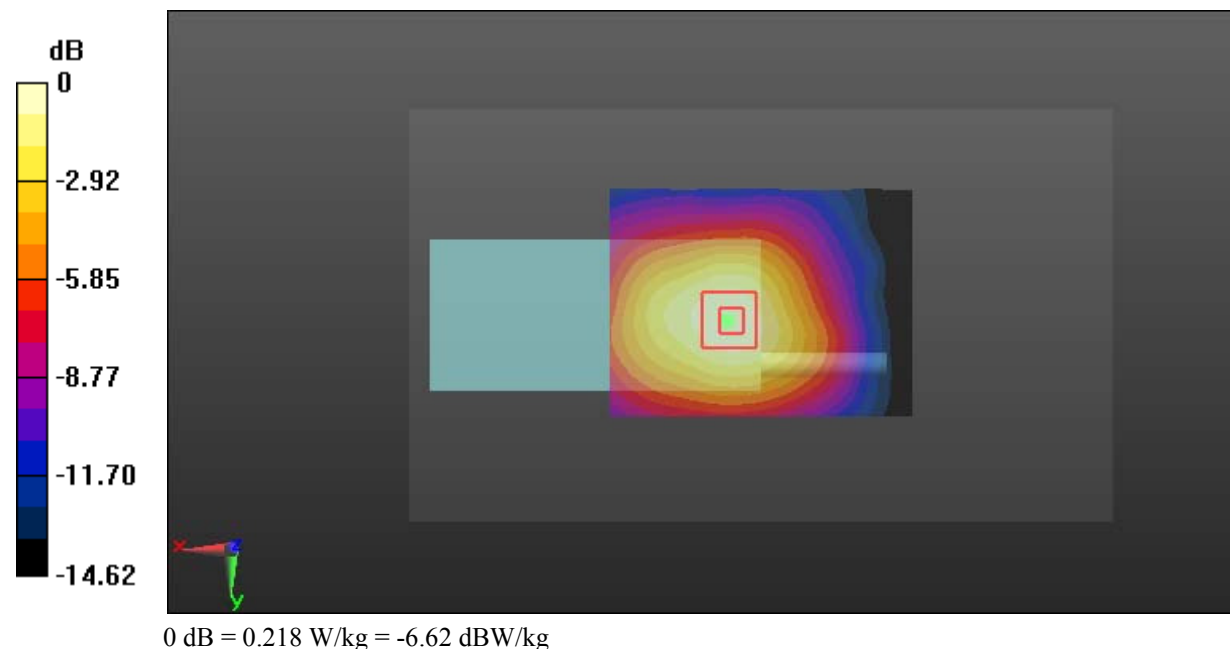
**Zoom Scan (5x6x7)/Cube 0:** Measurement grid: dx=8mm, dy=8mm, dz=5mm

Reference Value = 9.302 V/m; Power Drift = 0.00 dB

Peak SAR (extrapolated) = 0.262 W/kg

**SAR(1 g) = 0.153 W/kg; SAR(10 g) = 0.093 W/kg**

Maximum value of SAR (measured) = 0.218 W/kg



**Test Plot 20#: GSM 1900\_Body Worn Back\_High**

**DUT: IP WALKIE TALKIE; Type: VT26W; Serial: 17110805321**

Communication System: Generic GSM; Frequency: 1909.8 MHz; Duty Cycle: 1:8  
 Medium parameters used:  $f = 1909.8 \text{ MHz}$ ;  $\sigma = 1.518 \text{ S/m}$ ;  $\epsilon_r = 54.059$ ;  $\rho = 1000 \text{ kg/m}^3$  ;  
 Phantom section: Left Section

DASY5 Configuration:

- Probe: EX3DV4 - SN7329; ConvF(7.77, 7.77, 7.77); Calibrated: 2017/3/13;
- Sensor-Surface: 1.4mm (Mechanical Surface Detection)
- Electronics: DAE4 Sn772; Calibrated: 2017/10/9
- Phantom: Triple Flat Phantom 5.1C; Type: QD 000 P51 CA; Serial: 1130
- Measurement SW: DASY52, Version 52.8 (8);

**Area Scan (81x61x1):** Interpolated grid:  $dx=1.500 \text{ mm}$ ,  $dy=1.500 \text{ mm}$

Maximum value of SAR (interpolated) = 0.179 W/kg


**Zoom Scan (5x6x7)/Cube 0:** Measurement grid:  $dx=8\text{mm}$ ,  $dy=8\text{mm}$ ,  $dz=5\text{mm}$

Reference Value = 7.884 V/m; Power Drift = -0.05 dB

Peak SAR (extrapolated) = 0.210 W/kg

**SAR(1 g) = 0.122 W/kg; SAR(10 g) = 0.074 W/kg**

Maximum value of SAR (measured) = 0.176 W/kg



**Test Plot 21#: GSM 1900\_Body Back\_Middle****DUT: IP WALKIE TALKIE; Type: VT26W; Serial: 17110805321**

Communication System: Generic GPRS-2 slots; Frequency: 1880 MHz; Duty Cycle: 1:4  
Medium parameters used:  $f = 1880$  MHz;  $\sigma = 1.488$  S/m;  $\epsilon_r = 54.199$ ;  $\rho = 1000$  kg/m<sup>3</sup> ;  
Phantom section: Left Section

DASY5 Configuration:

- Probe: EX3DV4 - SN7329; ConvF(7.77, 7.77, 7.77); Calibrated: 2017/3/13;
- Sensor-Surface: 1.4mm (Mechanical Surface Detection)
- Electronics: DAE4 Sn772; Calibrated: 2017/10/9
- Phantom: Triple Flat Phantom 5.1C; Type: QD 000 P51 CA; Serial: 1130
- Measurement SW: DASY52, Version 52.8 (8);

**Area Scan (81x61x1):** Interpolated grid: dx=1.500 mm, dy=1.500 mm

Maximum value of SAR (interpolated) = 0.209 W/kg


**Zoom Scan (5x6x7)/Cube 0:** Measurement grid: dx=8mm, dy=8mm, dz=5mm

Reference Value = 8.270 V/m; Power Drift = -0.09 dB

Peak SAR (extrapolated) = 0.247 W/kg

**SAR(1 g) = 0.146 W/kg; SAR(10 g) = 0.088 W/kg**

Maximum value of SAR (measured) = 0.208 W/kg



**Test Plot 22#: GSM 1900\_Body Left\_Middle**

**DUT: IP WALKIE TALKIE; Type: VT26W; Serial: 17110805321**

Communication System: Generic GPRS-2 slots; Frequency: 1880 MHz; Duty Cycle: 1:4  
 Medium parameters used:  $f = 1880$  MHz;  $\sigma = 1.488$  S/m;  $\epsilon_r = 54.199$ ;  $\rho = 1000$  kg/m<sup>3</sup> ;  
 Phantom section: Left Section

DASY5 Configuration:

- Probe: EX3DV4 - SN7329; ConvF(7.77, 7.77, 7.77); Calibrated: 2017/3/13;
- Sensor-Surface: 1.4mm (Mechanical Surface Detection)
- Electronics: DAE4 Sn772; Calibrated: 2017/10/9
- Phantom: Triple Flat Phantom 5.1C; Type: QD 000 P51 CA; Serial: 1130
- Measurement SW: DASY52, Version 52.8 (8);

**Area Scan (111x61x1):** Interpolated grid: dx=1.500 mm, dy=1.500 mm

Maximum value of SAR (interpolated) = 0.196 W/kg

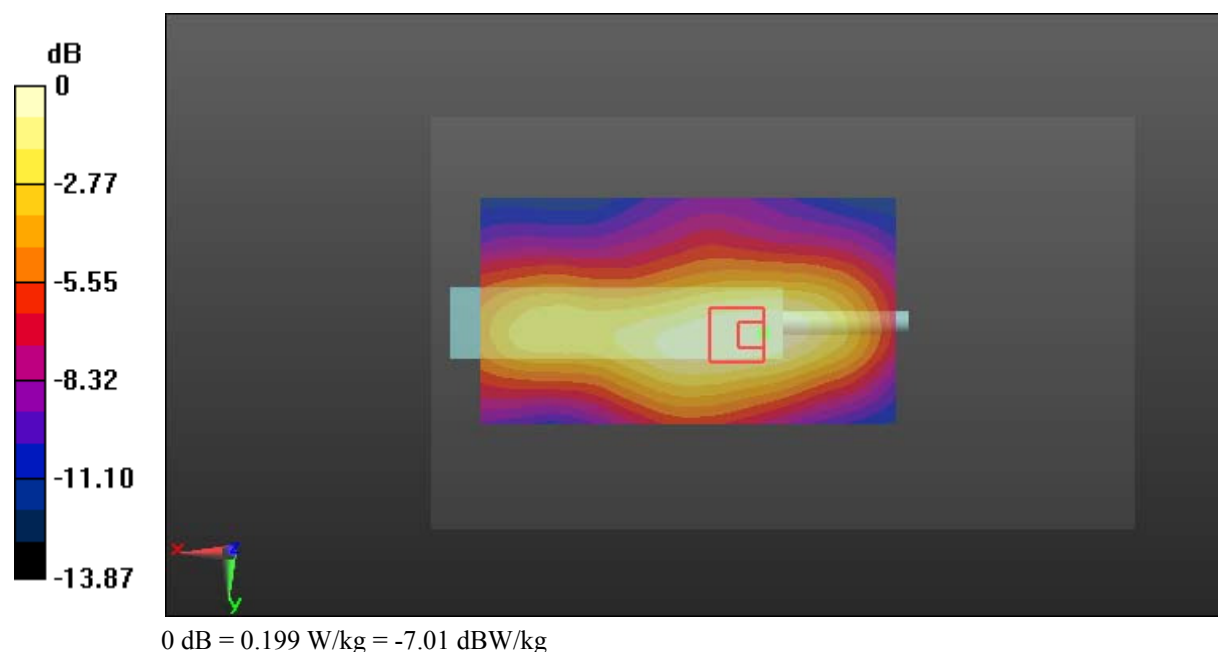
**Zoom Scan (6x5x7)/Cube 0:** Measurement grid: dx=8mm, dy=8mm, dz=5mm

Reference Value = 9.670 V/m; Power Drift = -0.04 dB

Peak SAR (extrapolated) = 0.235 W/kg

**SAR(1 g) = 0.141 W/kg; SAR(10 g) = 0.087 W/kg**

Maximum value of SAR (measured) = 0.199 W/kg



**Test Plot 23#: WCDMA Band 2\_Head Left Cheek\_Middle****DUT: IP WALKIE TALKIE; Type: VT26W; Serial: 17110805321**

Communication System: Generic WCDMA; Frequency: 1880 MHz; Duty Cycle: 1:1  
Medium parameters used:  $f = 1880$  MHz;  $\sigma = 1.374$  S/m;  $\epsilon_r = 40.423$ ;  $\rho = 1000$  kg/m<sup>3</sup> ;  
Phantom section: Left Section

DASY5 Configuration:

- Probe: EX3DV4 - SN7329; ConvF(8.18, 8.18, 8.18); Calibrated: 2017/3/13;
- Sensor-Surface: 1.4mm (Mechanical Surface Detection)
- Electronics: DAE4 Sn772; Calibrated: 2017/10/9
- Phantom: Twin SAM; Type: Twin SAM V5.0; Serial: 1412
- Measurement SW: DASY52, Version 52.8 (8);

**Area Scan (111x61x1):** Interpolated grid: dx=1.500 mm, dy=1.500 mm

Maximum value of SAR (interpolated) = 0.909 W/kg

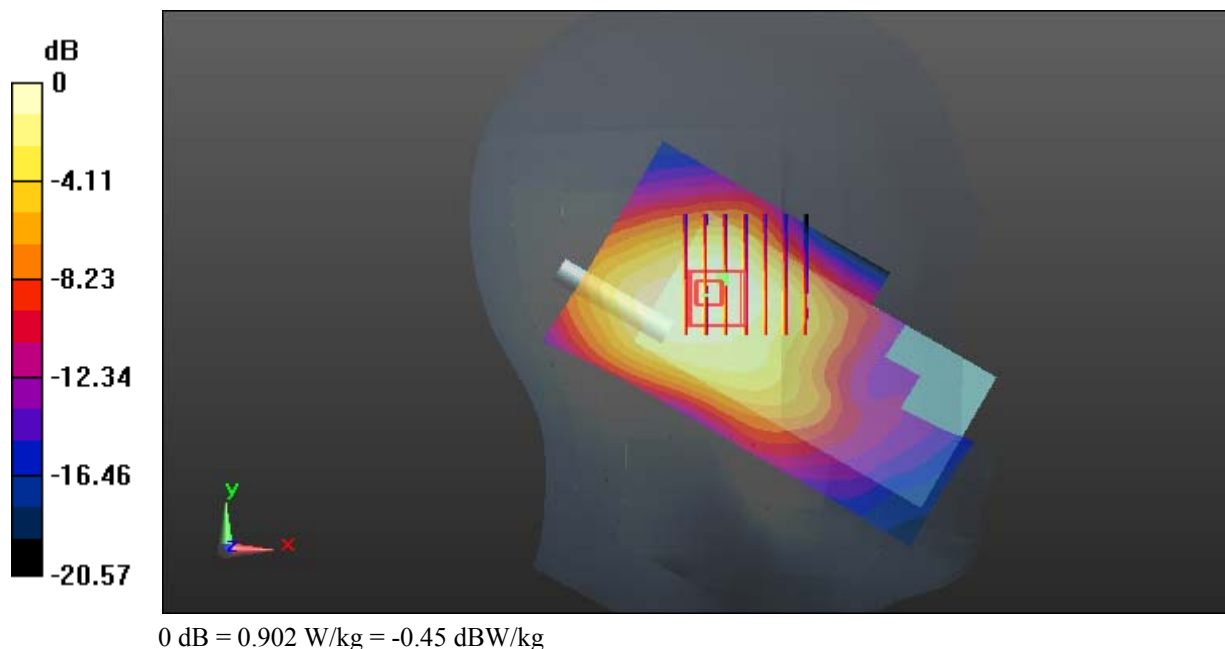
**Zoom Scan (7x7x7)/Cube 0:** Measurement grid: dx=8mm, dy=8mm, dz=5mm

Reference Value = 21.98 V/m; Power Drift = -0.05 dB

Peak SAR (extrapolated) = 1.05 W/kg

**SAR(1 g) = 0.639 W/kg; SAR(10 g) = 0.399 W/kg**

Maximum value of SAR (measured) = 0.902 W/kg



**Test Plot 24#: WCDMA Band 2\_Head Left Tilt\_Middle****DUT: IP WALKIE TALKIE; Type: VT26W; Serial: 17110805321**

Communication System: Generic WCDMA; Frequency: 1880 MHz; Duty Cycle: 1:1  
Medium parameters used:  $f = 1880$  MHz;  $\sigma = 1.374$  S/m;  $\epsilon_r = 40.423$ ;  $\rho = 1000$  kg/m<sup>3</sup> ;  
Phantom section: Left Section

DASY5 Configuration:

- Probe: EX3DV4 - SN7329; ConvF(8.18, 8.18, 8.18); Calibrated: 2017/3/13;
- Sensor-Surface: 1.4mm (Mechanical Surface Detection)
- Electronics: DAE4 Sn772; Calibrated: 2017/10/9
- Phantom: Twin SAM; Type: Twin SAM V5.0; Serial: 1412
- Measurement SW: DASY52, Version 52.8 (8);

**Area Scan (111x61x1):** Interpolated grid: dx=1.500 mm, dy=1.500 mm

Maximum value of SAR (interpolated) = 1.15 W/kg

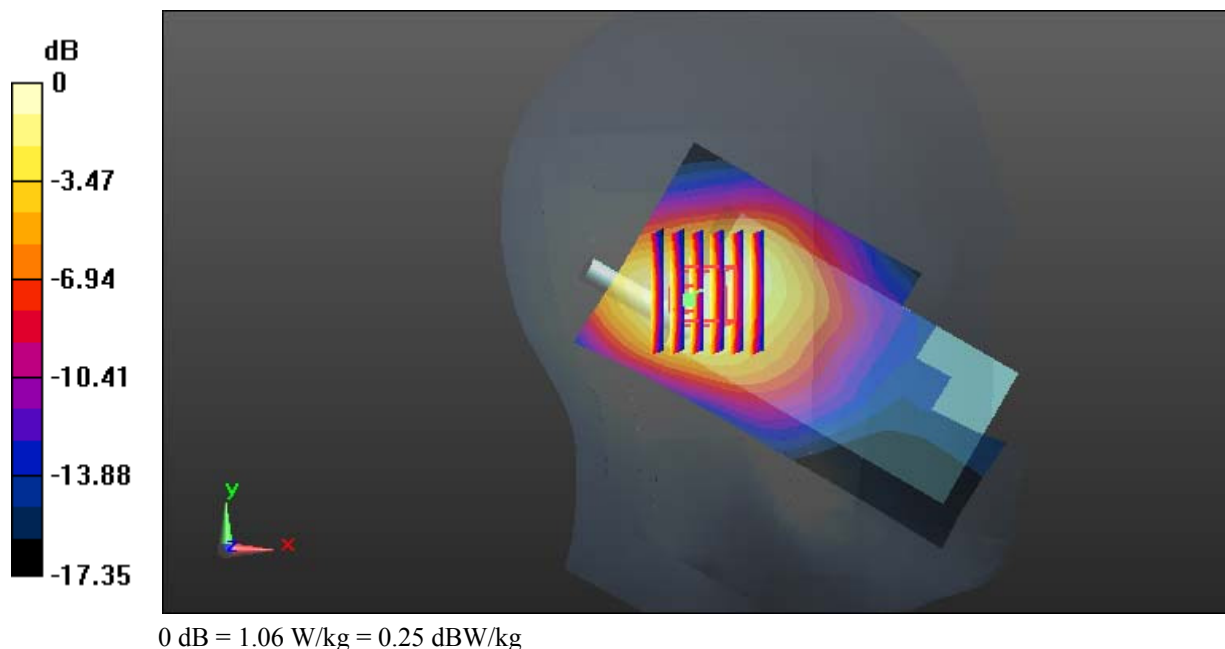
**Zoom Scan (6x7x7)/Cube 0:** Measurement grid: dx=8mm, dy=8mm, dz=5mm

Reference Value = 23.26 V/m; Power Drift = -0.06 dB

Peak SAR (extrapolated) = 1.29 W/kg

**SAR(1 g) = 0.744 W/kg; SAR(10 g) = 0.444 W/kg**

Maximum value of SAR (measured) = 1.06 W/kg



**Test Plot 25#: WCDMA Band 2\_Head Right Cheek\_Low**

**DUT: IP WALKIE TALKIE; Type: VT26W; Serial: 17110805321**

Communication System: Generic WCDMA; Frequency: 1852.4 MHz; Duty Cycle: 1:1  
 Medium parameters used:  $f = 1852.4 \text{ MHz}$ ;  $\sigma = 1.349 \text{ S/m}$ ;  $\epsilon_r = 40.68$ ;  $\rho = 1000 \text{ kg/m}^3$  ;  
 Phantom section: Right Section

DASY5 Configuration:

- Probe: EX3DV4 - SN7329; ConvF(8.18, 8.18, 8.18); Calibrated: 2017/3/13;
- Sensor-Surface: 1.4mm (Mechanical Surface Detection)
- Electronics: DAE4 Sn772; Calibrated: 2017/10/9
- Phantom: Twin SAM; Type: Twin SAM V5.0; Serial: 1412
- Measurement SW: DASY52, Version 52.8 (8);

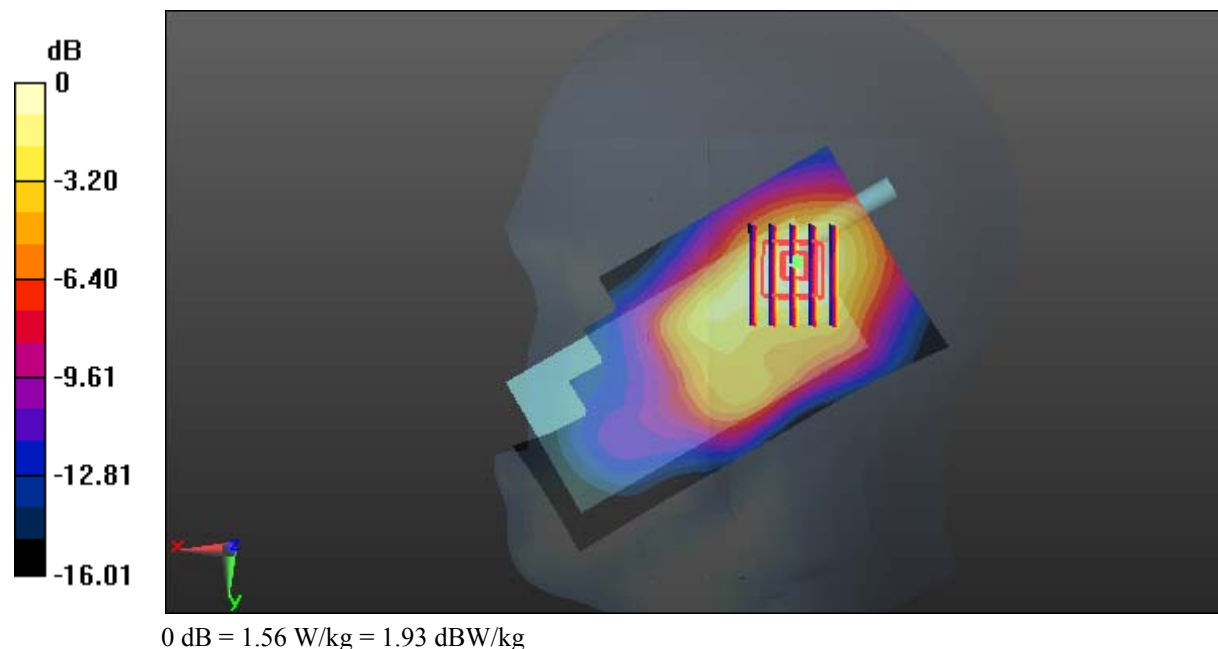
**Area Scan (111x61x1):** Interpolated grid:  $dx=1.500 \text{ mm}$ ,  $dy=1.500 \text{ mm}$   
 Maximum value of SAR (interpolated) = 1.66 W/kg

**Zoom Scan (5x6x7)/Cube 0:** Measurement grid:  $dx=8\text{mm}$ ,  $dy=8\text{mm}$ ,  $dz=5\text{mm}$   
 Reference Value = 26.03 V/m; Power Drift = 0.09 dB

Peak SAR (extrapolated) = 1.85 W/kg

**SAR(1 g) = 1.07 W/kg; SAR(10 g) = 0.621 W/kg**

Maximum value of SAR (measured) = 1.56 W/kg



**Test Plot 26#: WCDMA Band 2\_Head Right Cheek\_Middle****DUT: IP WALKIE TALKIE; Type: VT26W; Serial: 17110805321**

Communication System: Generic WCDMA; Frequency: 1880 MHz; Duty Cycle: 1:1  
Medium parameters used:  $f = 1880$  MHz;  $\sigma = 1.374$  S/m;  $\epsilon_r = 40.423$ ;  $\rho = 1000$  kg/m<sup>3</sup> ;  
Phantom section: Right Section

DASY5 Configuration:

- Probe: EX3DV4 - SN7329; ConvF(8.18, 8.18, 8.18); Calibrated: 2017/3/13;
- Sensor-Surface: 1.4mm (Mechanical Surface Detection)
- Electronics: DAE4 Sn772; Calibrated: 2017/10/9
- Phantom: Twin SAM; Type: Twin SAM V5.0; Serial: 1412
- Measurement SW: DASY52, Version 52.8 (8);

**Area Scan (111x61x1):** Interpolated grid: dx=1.500 mm, dy=1.500 mm

Maximum value of SAR (interpolated) = 1.71 W/kg

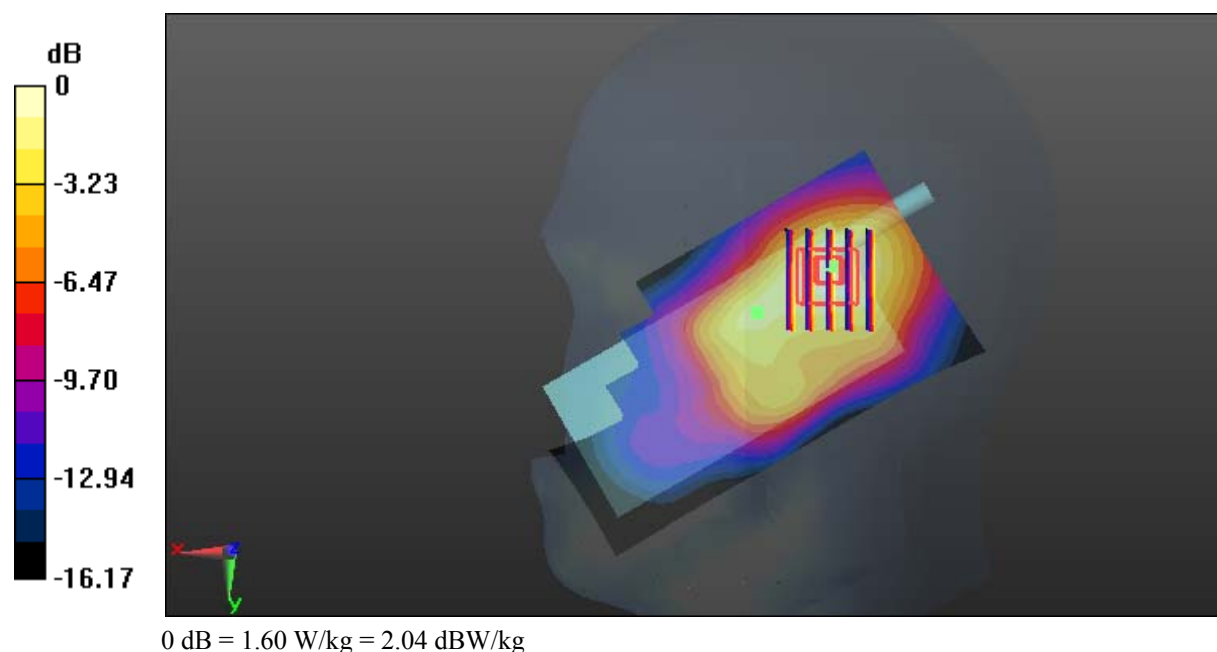
**Zoom Scan (5x6x7)/Cube 0:** Measurement grid: dx=8mm, dy=8mm, dz=5mm

Reference Value = 26.34 V/m; Power Drift = 0.06 dB

Peak SAR (extrapolated) = 1.90 W/kg

**SAR(1 g) = 1.09 W/kg; SAR(10 g) = 0.631 W/kg**

Maximum value of SAR (measured) = 1.60 W/kg



**Test Plot 27#: WCDMA Band 2\_Head Right Cheek\_High****DUT: IP WALKIE TALKIE; Type: VT26W; Serial: 17110805321**

Communication System: Generic WCDMA; Frequency: 1907.6 MHz; Duty Cycle: 1:1  
Medium parameters used:  $f = 1907.6$  MHz;  $\sigma = 1.397$  S/m;  $\epsilon_r = 40.332$ ;  $\rho = 1000$  kg/m<sup>3</sup> ;  
Phantom section: Right Section

DASY5 Configuration:

- Probe: EX3DV4 - SN7329; ConvF(8.18, 8.18, 8.18); Calibrated: 2017/3/13;
- Sensor-Surface: 1.4mm (Mechanical Surface Detection)
- Electronics: DAE4 Sn772; Calibrated: 2017/10/9
- Phantom: Twin SAM; Type: Twin SAM V5.0; Serial: 1412
- Measurement SW: DASY52, Version 52.8 (8);

**Area Scan (111x61x1):** Interpolated grid: dx=1.500 mm, dy=1.500 mm

Maximum value of SAR (interpolated) = 1.20 W/kg

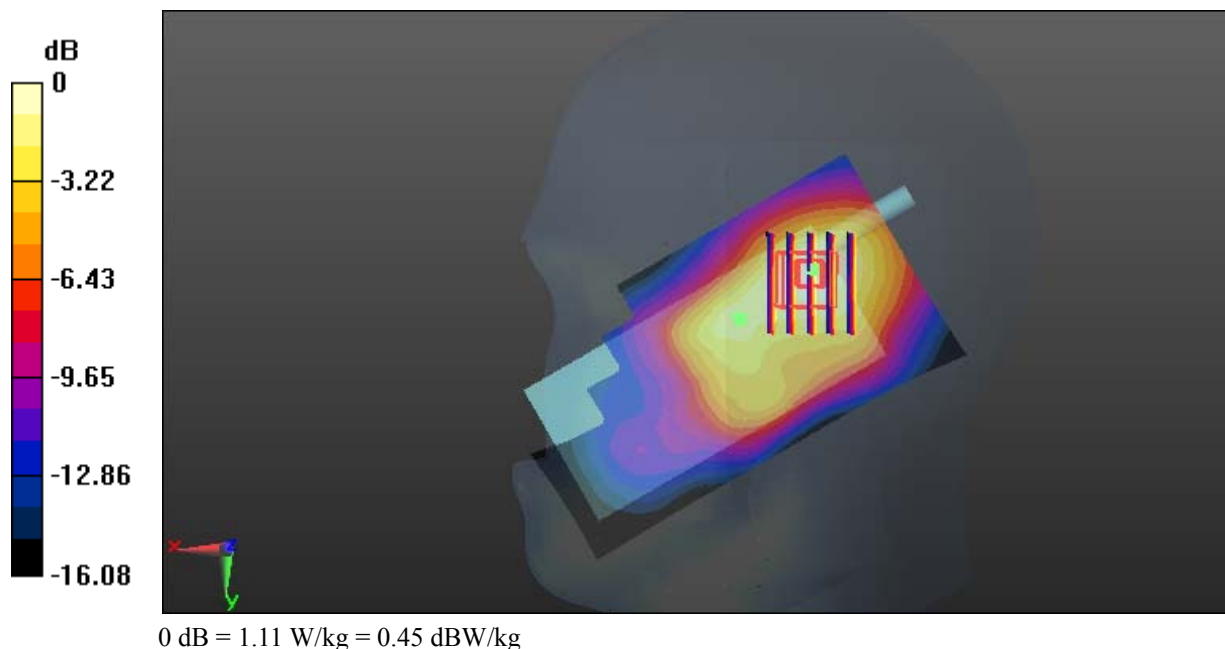
**Zoom Scan (5x6x7)/Cube 0:** Measurement grid: dx=8mm, dy=8mm, dz=5mm

Reference Value = 22.15 V/m; Power Drift = 0.01 dB

Peak SAR (extrapolated) = 1.34 W/kg

**SAR(1 g) = 0.759 W/kg; SAR(10 g) = 0.438 W/kg**

Maximum value of SAR (measured) = 1.11 W/kg



**Test Plot 28#: WCDMA Band 2\_Head Right Tilt\_Low**

**DUT: IP WALKIE TALKIE; Type: VT26W; Serial: 17110805321**

Communication System: Generic WCDMA; Frequency: 1852.4 MHz; Duty Cycle: 1:1  
 Medium parameters used:  $f = 1852.4 \text{ MHz}$ ;  $\sigma = 1.349 \text{ S/m}$ ;  $\epsilon_r = 40.68$ ;  $\rho = 1000 \text{ kg/m}^3$  ;  
 Phantom section: Right Section

DASY5 Configuration:

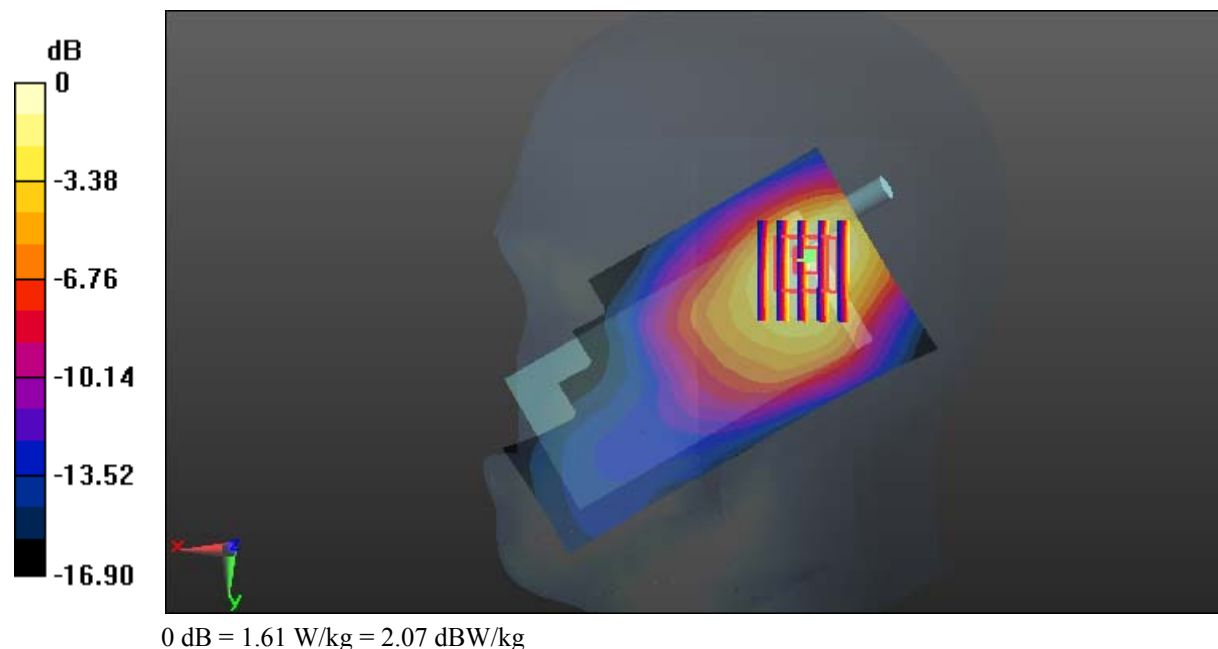
- Probe: EX3DV4 - SN7329; ConvF(8.18, 8.18, 8.18); Calibrated: 2017/3/13;
- Sensor-Surface: 1.4mm (Mechanical Surface Detection)
- Electronics: DAE4 Sn772; Calibrated: 2017/10/9
- Phantom: Twin SAM; Type: Twin SAM V5.0; Serial: 1412
- Measurement SW: DASY52, Version 52.8 (8);

**Area Scan (111x61x1):** Interpolated grid:  $dx=1.500 \text{ mm}$ ,  $dy=1.500 \text{ mm}$   
 Maximum value of SAR (interpolated) = 1.73 W/kg

**Zoom Scan (5x6x7)/Cube 0:** Measurement grid:  $dx=8\text{mm}$ ,  $dy=8\text{mm}$ ,  $dz=5\text{mm}$   
 Reference Value = 25.06 V/m; Power Drift = 0.01 dB  
 Peak SAR (extrapolated) = 1.93 W/kg

**SAR(1 g) = 1.09 W/kg; SAR(10 g) = 0.627 W/kg**

Maximum value of SAR (measured) = 1.61 W/kg



**Test Plot 29#: WCDMA Band 2\_Head Right Tilt\_Middle****DUT: IP WALKIE TALKIE; Type: VT26W; Serial: 17110805321**

Communication System: Generic WCDMA; Frequency: 1880 MHz; Duty Cycle: 1:1  
Medium parameters used:  $f = 1880$  MHz;  $\sigma = 1.374$  S/m;  $\epsilon_r = 40.423$ ;  $\rho = 1000$  kg/m<sup>3</sup> ;  
Phantom section: Right Section

DASY5 Configuration:

- Probe: EX3DV4 - SN7329; ConvF(8.18, 8.18, 8.18); Calibrated: 2017/3/13;
- Sensor-Surface: 1.4mm (Mechanical Surface Detection)
- Electronics: DAE4 Sn772; Calibrated: 2017/10/9
- Phantom: Twin SAM; Type: Twin SAM V5.0; Serial: 1412
- Measurement SW: DASY52, Version 52.8 (8);

**Area Scan (111x61x1):** Interpolated grid: dx=1.500 mm, dy=1.500 mm

Maximum value of SAR (interpolated) = 1.85 W/kg

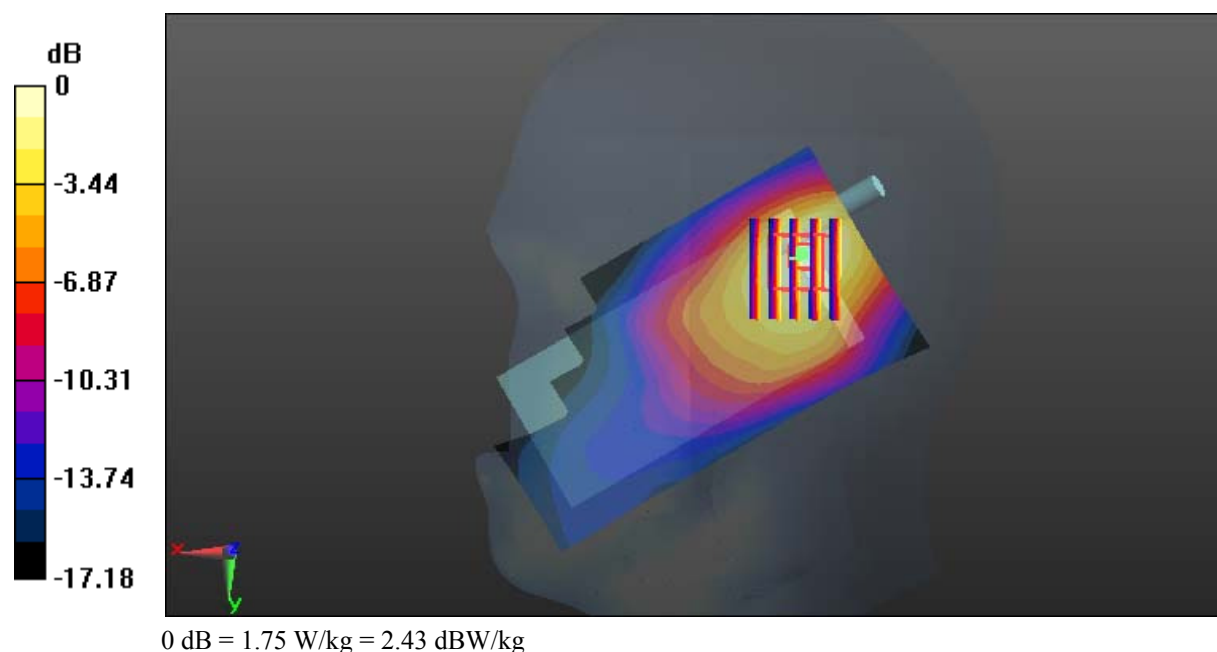
**Zoom Scan (5x6x7)/Cube 0:** Measurement grid: dx=8mm, dy=8mm, dz=5mm

Reference Value = 25.62 V/m; Power Drift = -0.14 dB

Peak SAR (extrapolated) = 2.12 W/kg

**SAR(1 g) = 1.17 W/kg; SAR(10 g) = 0.660 W/kg**

Maximum value of SAR (measured) = 1.75 W/kg



**Test Plot 30#: WCDMA Band 2\_Head Right Tilt\_High****DUT: IP WALKIE TALKIE; Type: VT26W; Serial: 17110805321**

Communication System: Generic WCDMA; Frequency: 1907.6 MHz; Duty Cycle: 1:1  
Medium parameters used:  $f = 1907.6$  MHz;  $\sigma = 1.397$  S/m;  $\epsilon_r = 40.332$ ;  $\rho = 1000$  kg/m<sup>3</sup> ;  
Phantom section: Right Section

DASY5 Configuration:

- Probe: EX3DV4 - SN7329; ConvF(8.18, 8.18, 8.18); Calibrated: 2017/3/13;
- Sensor-Surface: 1.4mm (Mechanical Surface Detection)
- Electronics: DAE4 Sn772; Calibrated: 2017/10/9
- Phantom: Twin SAM; Type: Twin SAM V5.0; Serial: 1412
- Measurement SW: DASY52, Version 52.8 (8);

**Area Scan (111x61x1):** Interpolated grid: dx=1.500 mm, dy=1.500 mm

Maximum value of SAR (interpolated) = 1.41 W/kg

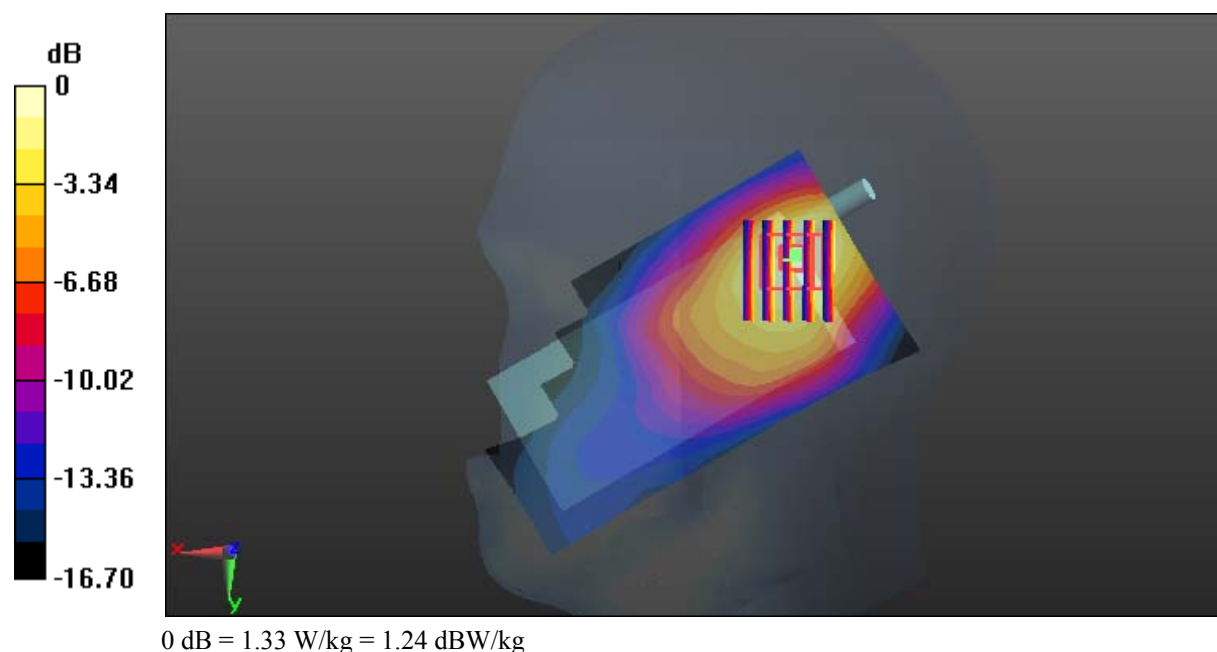
**Zoom Scan (5x6x7)/Cube 0:** Measurement grid: dx=8mm, dy=8mm, dz=5mm

Reference Value = 21.94 V/m; Power Drift = -0.07 dB

Peak SAR (extrapolated) = 1.61 W/kg

**SAR(1 g) = 0.889 W/kg; SAR(10 g) = 0.498 W/kg**

Maximum value of SAR (measured) = 1.33 W/kg



**Test Plot 31#: WCDMA Band 2\_Body Back\_Low**

**DUT: IP WALKIE TALKIE; Type: VT26W; Serial: 17110805321**

Communication System: Generic WCDMA; Frequency: 1852.4 MHz; Duty Cycle: 1:1  
 Medium parameters used:  $f = 1852.4 \text{ MHz}$ ;  $\sigma = 1.465 \text{ S/m}$ ;  $\epsilon_r = 54.559$ ;  $\rho = 1000 \text{ kg/m}^3$  ;  
 Phantom section: Left Section

DASY5 Configuration:

- Probe: EX3DV4 - SN7329; ConvF(7.77, 7.77, 7.77); Calibrated: 2017/3/13;
- Sensor-Surface: 1.4mm (Mechanical Surface Detection)
- Electronics: DAE4 Sn772; Calibrated: 2017/10/9
- Phantom: Triple Flat Phantom 5.1C; Type: QD 000 P51 CA; Serial: 1130
- Measurement SW: DASY52, Version 52.8 (8);

**Area Scan (81x61x1):** Interpolated grid:  $dx=1.500 \text{ mm}$ ,  $dy=1.500 \text{ mm}$

Maximum value of SAR (interpolated) = 0.372 W/kg


**Zoom Scan (5x6x7)/Cube 0:** Measurement grid:  $dx=8\text{mm}$ ,  $dy=8\text{mm}$ ,  $dz=5\text{mm}$

Reference Value = 12.92 V/m; Power Drift = -0.07 dB

Peak SAR (extrapolated) = 0.451 W/kg

**SAR(1 g) = 0.263 W/kg; SAR(10 g) = 0.158 W/kg**

Maximum value of SAR (measured) = 0.377 W/kg



**Test Plot 32#: WCDMA Band 2\_Body Back\_Middle****DUT: IP WALKIE TALKIE; Type: VT26W; Serial: 17110805321**

Communication System: Generic WCDMA; Frequency: 1880 MHz; Duty Cycle: 1:1  
Medium parameters used:  $f = 1880$  MHz;  $\sigma = 1.488$  S/m;  $\epsilon_r = 54.199$ ;  $\rho = 1000$  kg/m<sup>3</sup> ;  
Phantom section: Left Section

DASY5 Configuration:

- Probe: EX3DV4 - SN7329; ConvF(7.77, 7.77, 7.77); Calibrated: 2017/3/13;
- Sensor-Surface: 1.4mm (Mechanical Surface Detection)
- Electronics: DAE4 Sn772; Calibrated: 2017/10/9
- Phantom: Triple Flat Phantom 5.1C; Type: QD 000 P51 CA; Serial: 1130
- Measurement SW: DASY52, Version 52.8 (8);

**Area Scan (81x61x1):** Interpolated grid: dx=1.500 mm, dy=1.500 mm

Maximum value of SAR (interpolated) = 0.369 W/kg


**Zoom Scan (5x6x7)/Cube 0:** Measurement grid: dx=8mm, dy=8mm, dz=5mm

Reference Value = 12.81 V/m; Power Drift = -0.16 dB

Peak SAR (extrapolated) = 0.444 W/kg

**SAR(1 g) = 0.258 W/kg; SAR(10 g) = 0.156 W/kg**

Maximum value of SAR (measured) = 0.369 W/kg



**Test Plot 33#: WCDMA Band 2\_Body Back\_High****DUT: IP WALKIE TALKIE; Type: VT26W; Serial: 17110805321**

Communication System: Generic WCDMA; Frequency: 1907.6 MHz; Duty Cycle: 1:1  
Medium parameters used:  $f = 1907.6$  MHz;  $\sigma = 1.517$  S/m;  $\epsilon_r = 54.078$ ;  $\rho = 1000$  kg/m<sup>3</sup> ;  
Phantom section: Left Section

DASY5 Configuration:

- Probe: EX3DV4 - SN7329; ConvF(7.77, 7.77, 7.77); Calibrated: 2017/3/13;
- Sensor-Surface: 1.4mm (Mechanical Surface Detection)
- Electronics: DAE4 Sn772; Calibrated: 2017/10/9
- Phantom: Triple Flat Phantom 5.1C; Type: QD 000 P51 CA; Serial: 1130
- Measurement SW: DASY52, Version 52.8 (8);

**Area Scan (81x61x1):** Interpolated grid: dx=1.500 mm, dy=1.500 mm

Maximum value of SAR (interpolated) = 0.233 W/kg

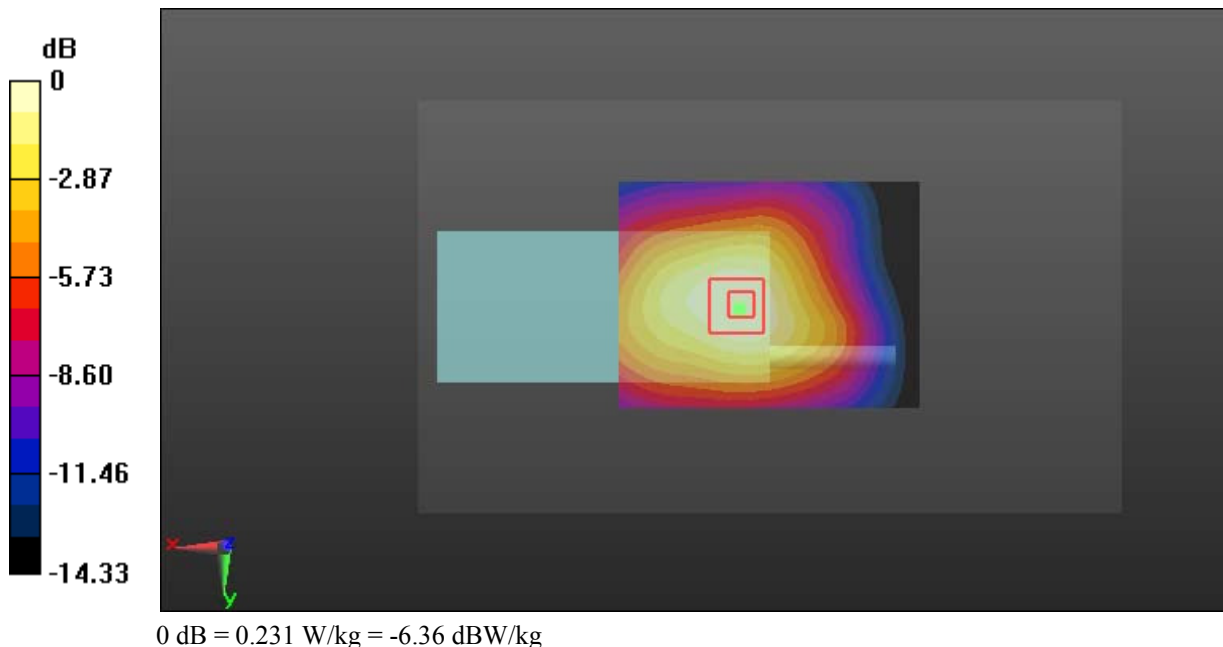
**Zoom Scan (5x6x7)/Cube 0:** Measurement grid: dx=8mm, dy=8mm, dz=5mm

Reference Value = 9.985 V/m; Power Drift = -0.11 dB

Peak SAR (extrapolated) = 0.278 W/kg

**SAR(1 g) = 0.163 W/kg; SAR(10 g) = 0.099 W/kg**

Maximum value of SAR (measured) = 0.231 W/kg



**Test Plot 34#: WCDMA Band 2\_Body Left\_Middle****DUT: IP WALKIE TALKIE; Type: VT26W; Serial: 17110805321**

Communication System: Generic WCDMA; Frequency: 1880 MHz; Duty Cycle: 1:1  
Medium parameters used:  $f = 1880$  MHz;  $\sigma = 1.488$  S/m;  $\epsilon_r = 54.199$ ;  $\rho = 1000$  kg/m<sup>3</sup> ;  
Phantom section: Left Section

DASY5 Configuration:

- Probe: EX3DV4 - SN7329; ConvF(7.77, 7.77, 7.77); Calibrated: 2017/3/13;
- Sensor-Surface: 1.4mm (Mechanical Surface Detection)
- Electronics: DAE4 Sn772; Calibrated: 2017/10/9
- Phantom: Triple Flat Phantom 5.1C; Type: QD 000 P51 CA; Serial: 1130
- Measurement SW: DASY52, Version 52.8 (8);

**Area Scan (111x61x1):** Interpolated grid: dx=1.500 mm, dy=1.500 mm

Maximum value of SAR (interpolated) = 0.315 W/kg


**Zoom Scan (5x5x7)/Cube 0:** Measurement grid: dx=8mm, dy=8mm, dz=5mm

Reference Value = 12.22 V/m; Power Drift = -0.13 dB

Peak SAR (extrapolated) = 0.383 W/kg

**SAR(1 g) = 0.226 W/kg; SAR(10 g) = 0.139 W/kg**

Maximum value of SAR (measured) = 0.323 W/kg



**Test Plot 35#: WCDMA Band 5\_Head Left Cheek\_Middle****DUT: IP WALKIE TALKIE; Type: VT26W; Serial: 17110805321**

Communication System: Generic WCDMA; Frequency: 836.6 MHz; Duty Cycle: 1:1  
Medium parameters used:  $f = 836.6$  MHz;  $\sigma = 0.877$  S/m;  $\epsilon_r = 42.288$ ;  $\rho = 1000$  kg/m<sup>3</sup> ;  
Phantom section: Left Section

DASY5 Configuration:

- Probe: EX3DV4 - SN7329; ConvF(9.36, 9.36, 9.36); Calibrated: 2017/3/13;
- Sensor-Surface: 1.4mm (Mechanical Surface Detection)
- Electronics: DAE4 Sn772; Calibrated: 2017/10/9
- Phantom: Twin SAM; Type: Twin SAM V5.0; Serial: 1412
- Measurement SW: DASY52, Version 52.8 (8);

**Area Scan (111x61x1):** Interpolated grid: dx=1.500 mm, dy=1.500 mm

Maximum value of SAR (interpolated) = 0.796 W/kg

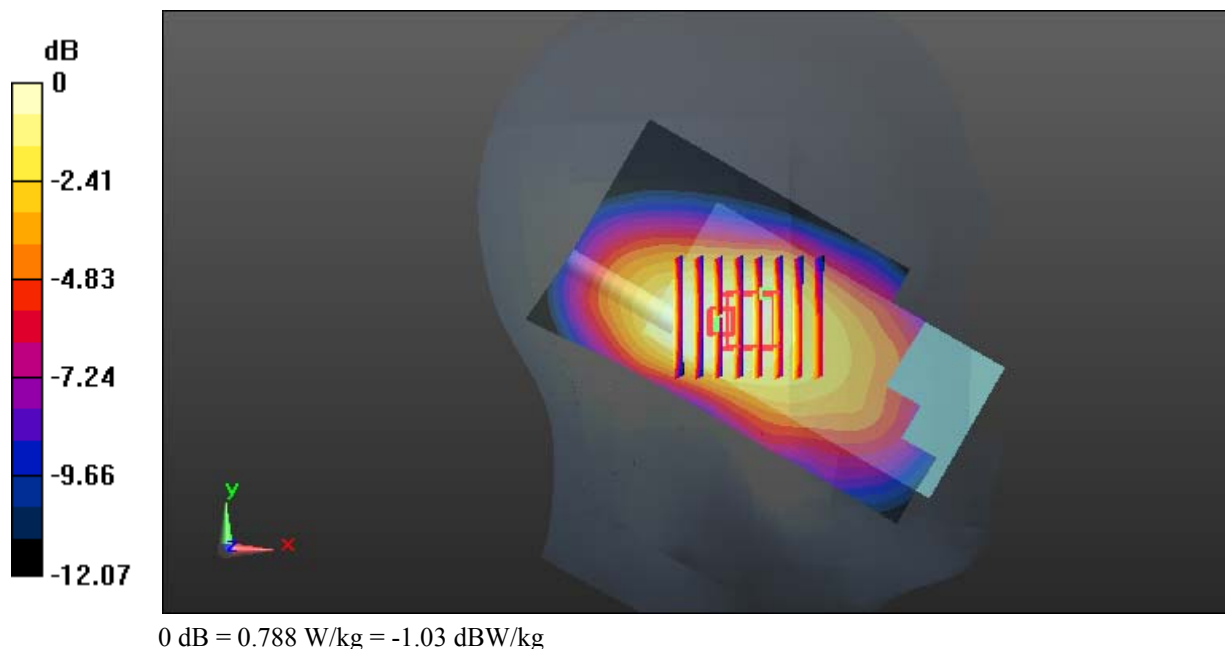
**Zoom Scan (8x7x7)/Cube 0:** Measurement grid: dx=8mm, dy=8mm, dz=5mm

Reference Value = 21.84 V/m; Power Drift = 0.16 dB

Peak SAR (extrapolated) = 0.894 W/kg

**SAR(1 g) = 0.601 W/kg; SAR(10 g) = 0.428 W/kg**

Maximum value of SAR (measured) = 0.788 W/kg



**Test Plot 36#: WCDMA Band 5\_Head Left Tilt\_Low**

**DUT: IP WALKIE TALKIE; Type: VT26W; Serial: 17110805321**

Communication System: Generic WCDMA; Frequency: 826.4 MHz; Duty Cycle: 1:1  
 Medium parameters used:  $f = 826.4 \text{ MHz}$ ;  $\sigma = 0.864 \text{ S/m}$ ;  $\epsilon_r = 42.391$ ;  $\rho = 1000 \text{ kg/m}^3$  ;  
 Phantom section: Left Section

DASY5 Configuration:

- Probe: EX3DV4 - SN7329; ConvF(9.36, 9.36, 9.36); Calibrated: 2017/3/13;
- Sensor-Surface: 1.4mm (Mechanical Surface Detection)
- Electronics: DAE4 Sn772; Calibrated: 2017/10/9
- Phantom: Twin SAM; Type: Twin SAM V5.0; Serial: 1412
- Measurement SW: DASY52, Version 52.8 (8);

**Area Scan (111x61x1):** Interpolated grid:  $dx=1.500 \text{ mm}$ ,  $dy=1.500 \text{ mm}$

Maximum value of SAR (interpolated) = 0.794 W/kg

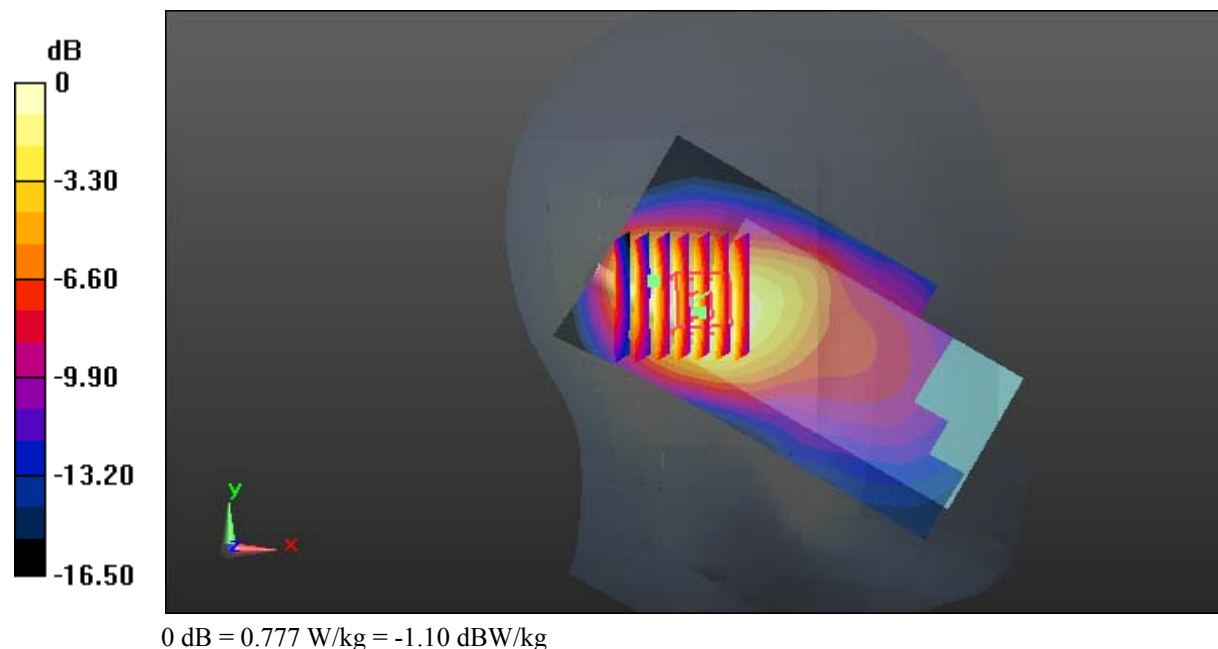
**Zoom Scan (7x7x7)/Cube 0:** Measurement grid:  $dx=8\text{mm}$ ,  $dy=8\text{mm}$ ,  $dz=5\text{mm}$

Reference Value = 22.57 V/m; Power Drift = 0.09 dB

Peak SAR (extrapolated) = 0.924 W/kg

**SAR(1 g) = 0.571 W/kg; SAR(10 g) = 0.372 W/kg**

Maximum value of SAR (measured) = 0.777 W/kg



**Test Plot 37#: WCDMA Band 5\_Head Left Tilt\_Middle****DUT: IP WALKIE TALKIE; Type: VT26W; Serial: 17110805321**

Communication System: Generic WCDMA; Frequency: 836.6 MHz; Duty Cycle: 1:1  
Medium parameters used:  $f = 836.6$  MHz;  $\sigma = 0.877$  S/m;  $\epsilon_r = 42.288$ ;  $\rho = 1000$  kg/m<sup>3</sup> ;  
Phantom section: Left Section

DASY5 Configuration:

- Probe: EX3DV4 - SN7329; ConvF(9.36, 9.36, 9.36); Calibrated: 2017/3/13;
- Sensor-Surface: 1.4mm (Mechanical Surface Detection)
- Electronics: DAE4 Sn772; Calibrated: 2017/10/9
- Phantom: Twin SAM; Type: Twin SAM V5.0; Serial: 1412
- Measurement SW: DASY52, Version 52.8 (8);

**Area Scan (111x61x1):** Interpolated grid: dx=1.500 mm, dy=1.500 mm

Maximum value of SAR (interpolated) = 0.959 W/kg

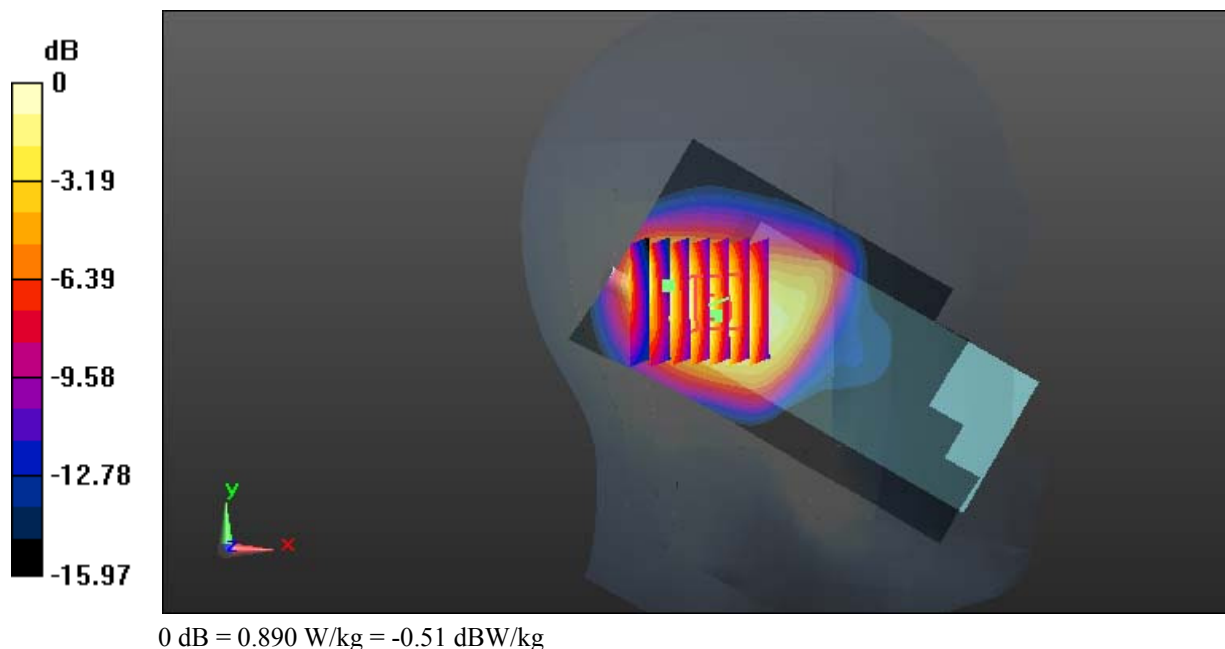
**Zoom Scan (7x7x7)/Cube 0:** Measurement grid: dx=8mm, dy=8mm, dz=5mm

Reference Value = 13.98 V/m; Power Drift = 0.12 dB

Peak SAR (extrapolated) = 1.14 W/kg

**SAR(1 g) = 0.659 W/kg; SAR(10 g) = 0.432 W/kg**

Maximum value of SAR (measured) = 0.890 W/kg



**Test Plot 38#: WCDMA Band 5\_Head Left Tilt\_High****DUT: IP WALKIE TALKIE; Type: VT26W; Serial: 17110805321**

Communication System: Generic WCDMA; Frequency: 846.6 MHz; Duty Cycle: 1:1  
Medium parameters used:  $f = 846.6$  MHz;  $\sigma = 0.88$  S/m;  $\epsilon_r = 42.133$ ;  $\rho = 1000$  kg/m<sup>3</sup> ;  
Phantom section: Left Section

DASY5 Configuration:

- Probe: EX3DV4 - SN7329; ConvF(9.36, 9.36, 9.36); Calibrated: 2017/3/13;
- Sensor-Surface: 1.4mm (Mechanical Surface Detection)
- Electronics: DAE4 Sn772; Calibrated: 2017/10/9
- Phantom: Twin SAM; Type: Twin SAM V5.0; Serial: 1412
- Measurement SW: DASY52, Version 52.8 (8);

**Area Scan (111x61x1):** Interpolated grid: dx=1.500 mm, dy=1.500 mm

Maximum value of SAR (interpolated) = 0.655 W/kg

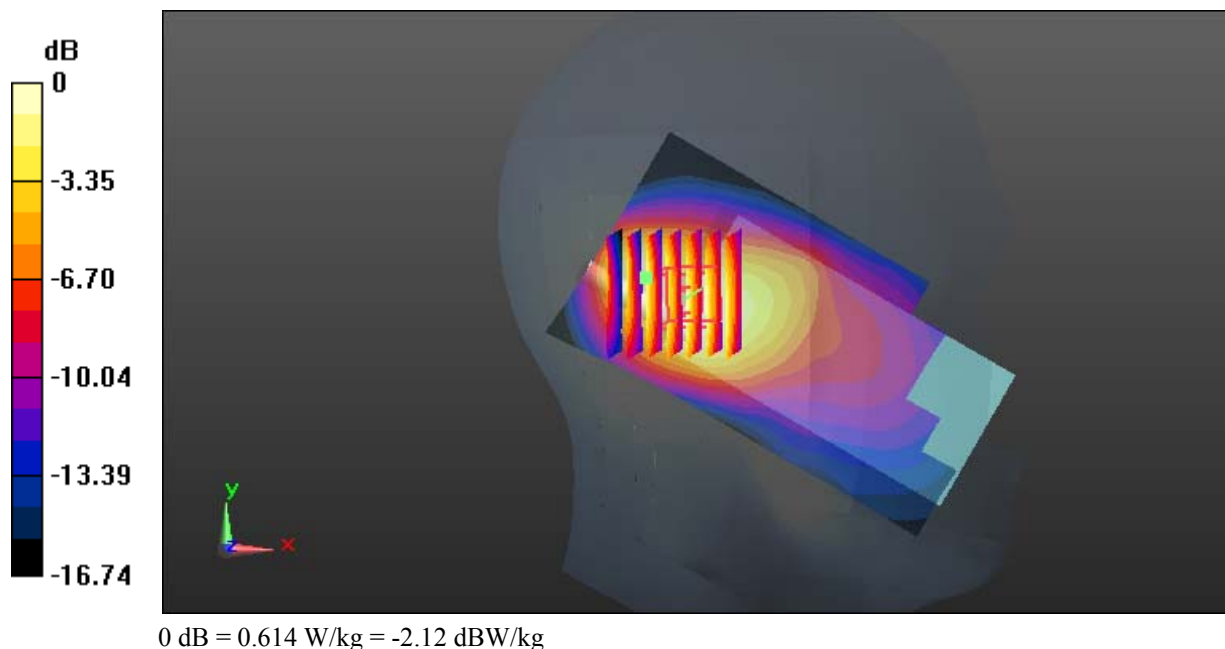
**Zoom Scan (7x7x7)/Cube 0:** Measurement grid: dx=8mm, dy=8mm, dz=5mm

Reference Value = 20.14 V/m; Power Drift = 0.01 dB

Peak SAR (extrapolated) = 0.776 W/kg

**SAR(1 g) = 0.453 W/kg; SAR(10 g) = 0.297 W/kg**

Maximum value of SAR (measured) = 0.614 W/kg



**Test Plot 39#: WCDMA Band 5\_Head Right Cheek\_Middle****DUT: IP WALKIE TALKIE; Type: VT26W; Serial: 17110805321**

Communication System: Generic WCDMA; Frequency: 836.6 MHz; Duty Cycle: 1:1  
Medium parameters used:  $f = 836.6$  MHz;  $\sigma = 0.877$  S/m;  $\epsilon_r = 42.288$ ;  $\rho = 1000$  kg/m<sup>3</sup> ;  
Phantom section: Right Section

DASY5 Configuration:

- Probe: EX3DV4 - SN7329; ConvF(9.36, 9.36, 9.36); Calibrated: 2017/3/13;
- Sensor-Surface: 1.4mm (Mechanical Surface Detection)
- Electronics: DAE4 Sn772; Calibrated: 2017/10/9
- Phantom: Twin SAM; Type: Twin SAM V5.0; Serial: 1412
- Measurement SW: DASY52, Version 52.8 (8);

**Area Scan (111x61x1):** Interpolated grid: dx=1.500 mm, dy=1.500 mm

Maximum value of SAR (interpolated) = 0.815 W/kg

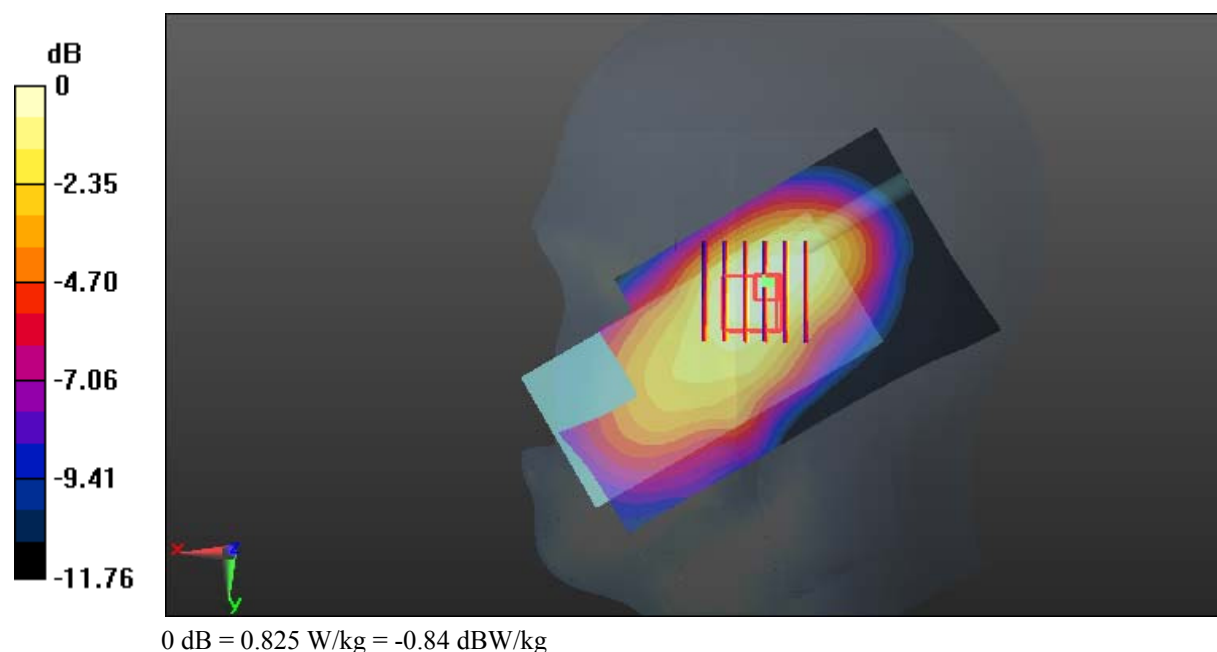
**Zoom Scan (6x6x7)/Cube 0:** Measurement grid: dx=8mm, dy=8mm, dz=5mm

Reference Value = 21.45 V/m; Power Drift = 0.16 dB

Peak SAR (extrapolated) = 0.948 W/kg

**SAR(1 g) = 0.609 W/kg; SAR(10 g) = 0.423 W/kg**

Maximum value of SAR (measured) = 0.825 W/kg



**Test Plot 40#: WCDMA Band 5\_Head Right Tilt\_Middle****DUT: IP WALKIE TALKIE; Type: VT26W; Serial: 17110805321**

Communication System: Generic WCDMA; Frequency: 836.6 MHz; Duty Cycle: 1:1  
Medium parameters used:  $f = 836.6$  MHz;  $\sigma = 0.877$  S/m;  $\epsilon_r = 42.288$ ;  $\rho = 1000$  kg/m<sup>3</sup> ;  
Phantom section: Right Section

DASY5 Configuration:

- Probe: EX3DV4 - SN7329; ConvF(9.36, 9.36, 9.36); Calibrated: 2017/3/13;
- Sensor-Surface: 1.4mm (Mechanical Surface Detection)
- Electronics: DAE4 Sn772; Calibrated: 2017/10/9
- Phantom: Twin SAM; Type: Twin SAM V5.0; Serial: 1412
- Measurement SW: DASY52, Version 52.8 (8);

**Area Scan (111x61x1):** Interpolated grid: dx=1.500 mm, dy=1.500 mm

Maximum value of SAR (interpolated) = 0.851 W/kg

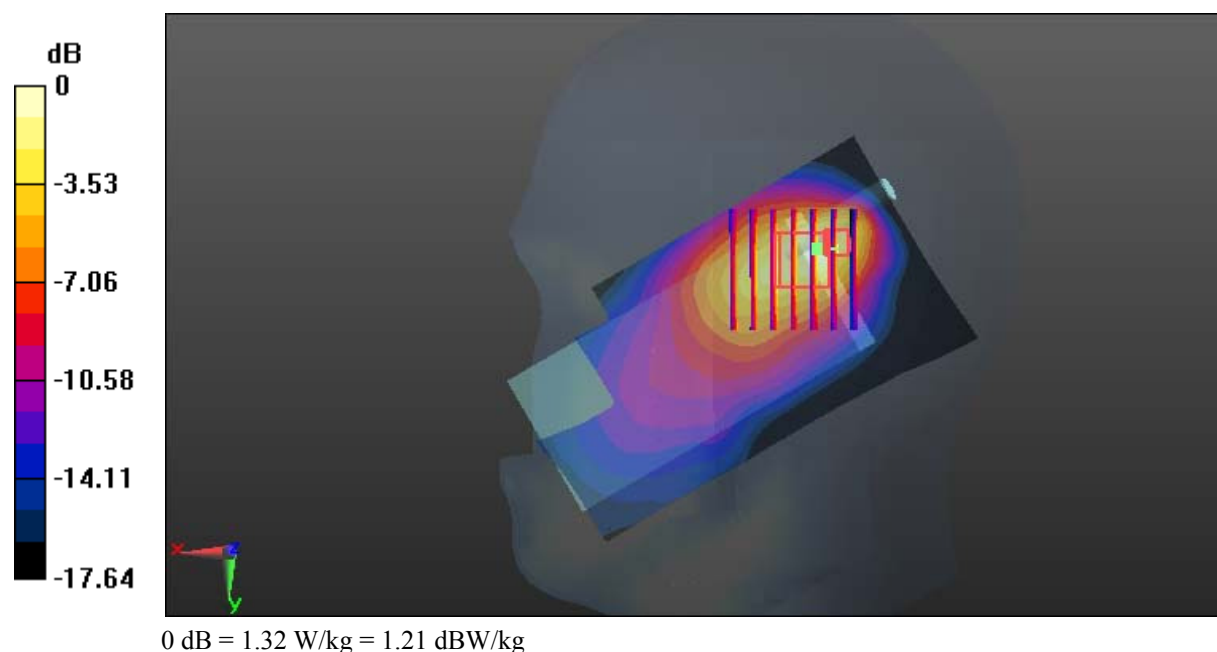
**Zoom Scan (7x7x7)/Cube 0:** Measurement grid: dx=8mm, dy=8mm, dz=5mm

Reference Value = 19.17 V/m; Power Drift = 0.02 dB

Peak SAR (extrapolated) = 1.66 W/kg

**SAR(1 g) = 0.570 W/kg; SAR(10 g) = 0.313 W/kg**

Maximum value of SAR (measured) = 1.32 W/kg



**Test Plot 41#: WCDMA Band 5\_Body Back\_Low**

**DUT: IP WALKIE TALKIE; Type: VT26W; Serial: 17110805321**

Communication System: Generic WCDMA; Frequency: 826.4 MHz; Duty Cycle: 1:1  
 Medium parameters used:  $f = 826.4 \text{ MHz}$ ;  $\sigma = 0.951 \text{ S/m}$ ;  $\epsilon_r = 57.191$ ;  $\rho = 1000 \text{ kg/m}^3$  ;  
 Phantom section: Right Section

DASY5 Configuration:

- Probe: EX3DV4 - SN7329; ConvF(9.58, 9.58, 9.58); Calibrated: 2017/3/13;
- Sensor-Surface: 1.4mm (Mechanical Surface Detection)
- Electronics: DAE4 Sn772; Calibrated: 2017/10/9
- Phantom: Triple Flat Phantom 5.1C; Type: QD 000 P51 CA; Serial: 1130
- Measurement SW: DASY52, Version 52.8 (8);

**Area Scan (121x61x1):** Interpolated grid:  $dx=1.500 \text{ mm}$ ,  $dy=1.500 \text{ mm}$

Maximum value of SAR (interpolated) = 0.372 W/kg

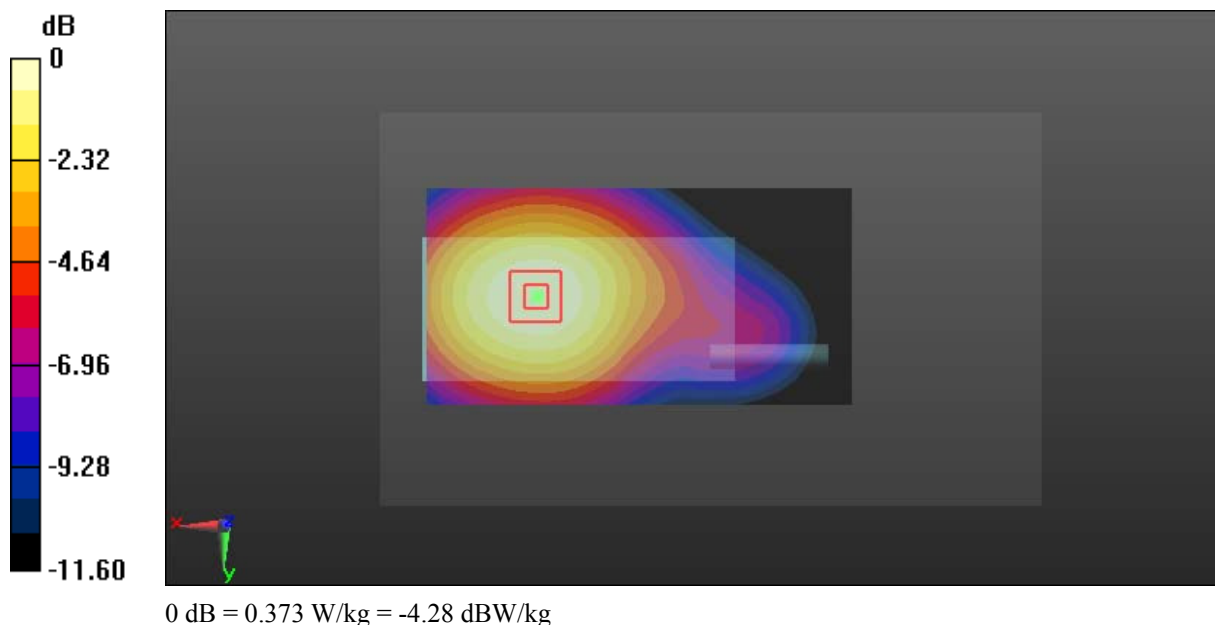
**Zoom Scan (5x6x7)/Cube 0:** Measurement grid:  $dx=8\text{mm}$ ,  $dy=8\text{mm}$ ,  $dz=5\text{mm}$

Reference Value = 8.782 V/m; Power Drift = -0.07 dB

Peak SAR (extrapolated) = 0.403 W/kg

**SAR(1 g) = 0.309 W/kg; SAR(10 g) = 0.228 W/kg**

Maximum value of SAR (measured) = 0.373 W/kg



**Test Plot 42#: WCDMA Band 5\_Body Back\_Middle**

**DUT: IP WALKIE TALKIE; Type: VT26W; Serial: 17110805321**

Communication System: Generic WCDMA; Frequency: 836.6 MHz; Duty Cycle: 1:1  
 Medium parameters used:  $f = 836.6 \text{ MHz}$ ;  $\sigma = 0.957 \text{ S/m}$ ;  $\epsilon_r = 56.987$ ;  $\rho = 1000 \text{ kg/m}^3$  ;  
 Phantom section: Right Section

DASY5 Configuration:

- Probe: EX3DV4 - SN7329; ConvF(9.58, 9.58, 9.58); Calibrated: 2017/3/13;
- Sensor-Surface: 1.4mm (Mechanical Surface Detection)
- Electronics: DAE4 Sn772; Calibrated: 2017/10/9
- Phantom: Triple Flat Phantom 5.1C; Type: QD 000 P51 CA; Serial: 1130
- Measurement SW: DASY52, Version 52.8 (8);

**Area Scan (121x61x1):** Interpolated grid:  $dx=1.500 \text{ mm}$ ,  $dy=1.500 \text{ mm}$

Maximum value of SAR (interpolated) = 0.558 W/kg

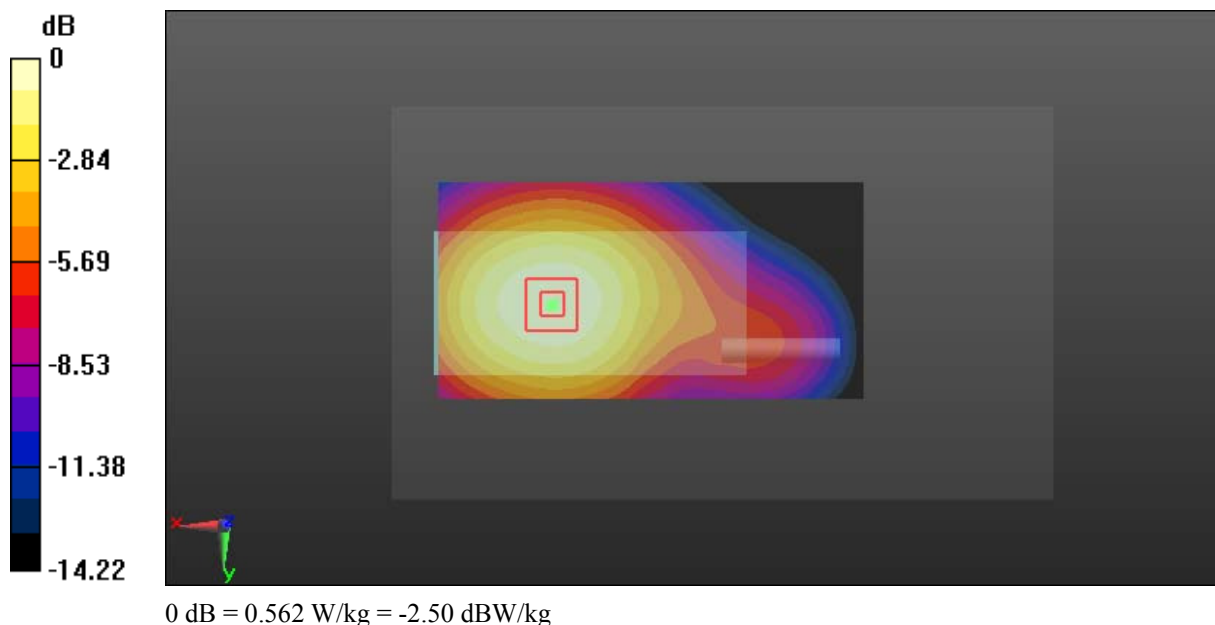
**Zoom Scan (6x7x7)/Cube 0:** Measurement grid:  $dx=8\text{mm}$ ,  $dy=8\text{mm}$ ,  $dz=5\text{mm}$

Reference Value = 10.75 V/m; Power Drift = -0.08 dB

Peak SAR (extrapolated) = 0.609 W/kg

**SAR(1 g) = 0.463 W/kg; SAR(10 g) = 0.341 W/kg**

Maximum value of SAR (measured) = 0.562 W/kg



**Test Plot 43#: WCDMA Band 5\_Body Back\_High****DUT: IP WALKIE TALKIE; Type: VT26W; Serial: 17110805321**

Communication System: Generic WCDMA; Frequency: 846.6 MHz; Duty Cycle: 1:1  
Medium parameters used:  $f = 846.6$  MHz;  $\sigma = 0.967$  S/m;  $\epsilon_r = 56.736$ ;  $\rho = 1000$  kg/m<sup>3</sup> ;  
Phantom section: Right Section

DASY5 Configuration:

- Probe: EX3DV4 - SN7329; ConvF(9.58, 9.58, 9.58); Calibrated: 2017/3/13;
- Sensor-Surface: 1.4mm (Mechanical Surface Detection)
- Electronics: DAE4 Sn772; Calibrated: 2017/10/9
- Phantom: Triple Flat Phantom 5.1C; Type: QD 000 P51 CA; Serial: 1130
- Measurement SW: DASY52, Version 52.8 (8);

**Area Scan (121x61x1):** Interpolated grid: dx=1.500 mm, dy=1.500 mm

Maximum value of SAR (interpolated) = 0.393 W/kg


**Zoom Scan (5x6x7)/Cube 0:** Measurement grid: dx=8mm, dy=8mm, dz=5mm

Reference Value = 9.155 V/m; Power Drift = -0.10 dB

Peak SAR (extrapolated) = 0.427 W/kg

**SAR(1 g) = 0.326 W/kg; SAR(10 g) = 0.240 W/kg**

Maximum value of SAR (measured) = 0.394 W/kg



**Test Plot 44#: WCDMA Band 5\_Body Left\_Middle****DUT: IP WALKIE TALKIE; Type: VT26W; Serial: 17110805321**

Communication System: Generic WCDMA; Frequency: 836.6 MHz; Duty Cycle: 1:1  
Medium parameters used:  $f = 836.6$  MHz;  $\sigma = 0.957$  S/m;  $\epsilon_r = 56.987$ ;  $\rho = 1000$  kg/m<sup>3</sup> ;  
Phantom section: Right Section

DASY5 Configuration:

- Probe: EX3DV4 - SN7329; ConvF(9.58, 9.58, 9.58); Calibrated: 2017/3/13;
- Sensor-Surface: 1.4mm (Mechanical Surface Detection)
- Electronics: DAE4 Sn772; Calibrated: 2017/10/9
- Phantom: Triple Flat Phantom 5.1C; Type: QD 000 P51 CA; Serial: 1130
- Measurement SW: DASY52, Version 52.8 (8);

**Area Scan (111x61x1):** Interpolated grid: dx=1.500 mm, dy=1.500 mm

Maximum value of SAR (interpolated) = 0.0635 W/kg

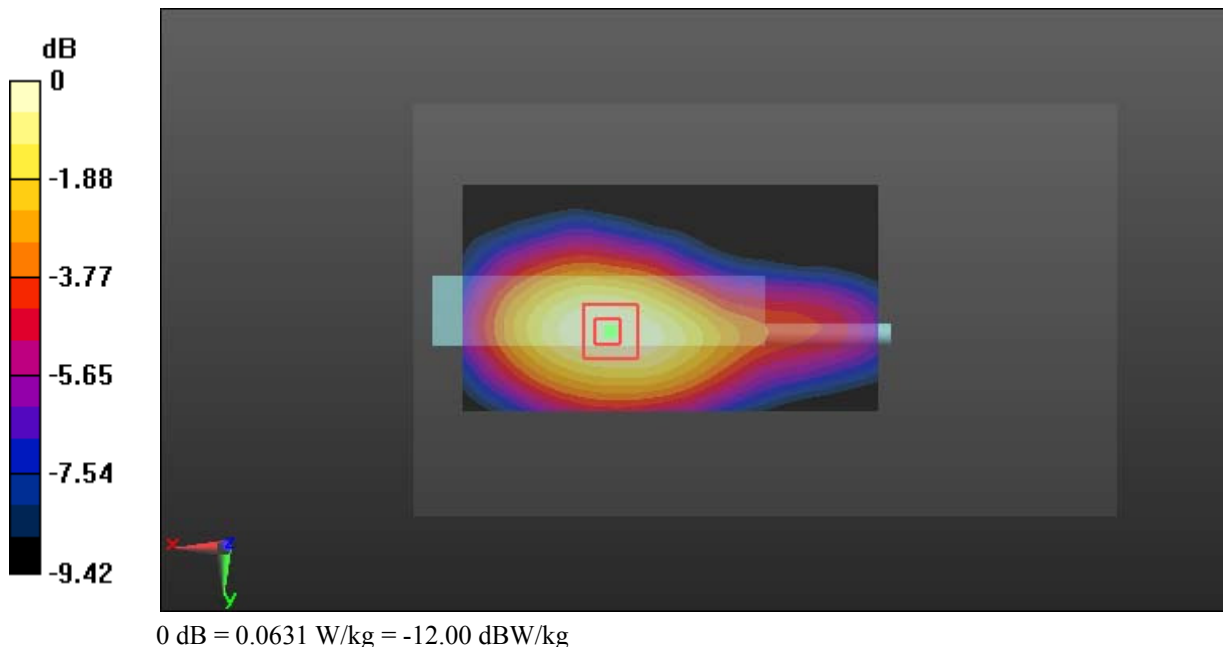
**Zoom Scan (5x6x7)/Cube 0:** Measurement grid: dx=8mm, dy=8mm, dz=5mm

Reference Value = 4.394 V/m; Power Drift = 0.03 dB

Peak SAR (extrapolated) = 0.0700 W/kg

**SAR(1 g) = 0.050 W/kg; SAR(10 g) = 0.036 W/kg**

Maximum value of SAR (measured) = 0.0631 W/kg



**Test Plot 45#: WLAN 2.4G Mode b\_Head Left Cheek\_Low****DUT: IP WALKIE TALKIE; Type: VT26W; Serial: 17110805321**

Communication System: IEEE 802.11b WiFi 2.4 GHz; Frequency: 2412 MHz; Duty Cycle: 1:1

Medium parameters used:  $f = 2412$  MHz;  $\sigma = 1.787$  S/m;  $\epsilon_r = 38.978$ ;  $\rho = 1000$  kg/m<sup>3</sup>

Phantom section: Left Section

DASY5 Configuration:

- Probe: ES3DV2 - SN3019; ConvF(4.41, 4.41, 4.41); Calibrated: 2017/10/30;
- Sensor-Surface: 4mm (Mechanical Surface Detection)
- Electronics: DAE4 Sn772; Calibrated: 2017/10/9
- Phantom: SAM 1; Type: QD000P40CC; Serial: TP:1412
- Measurement SW: DASY52, Version 52.8 (8);

**Area Scan (141x71x1):** Interpolated grid: dx=1.200 mm, dy=1.200 mm

Maximum value of SAR (interpolated) = 0.260 W/kg

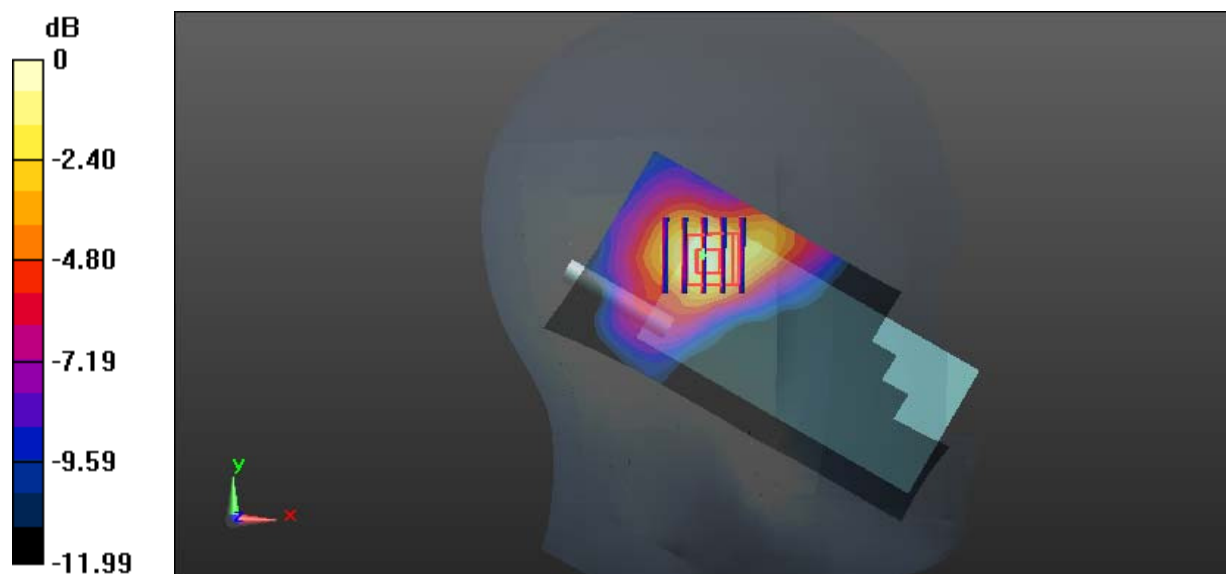
**Zoom Scan (5x5x7)/Cube 0:** Measurement grid: dx=8mm, dy=8mm, dz=5mm

Reference Value = 9.431 V/m; Power Drift = -0.04 dB

Peak SAR (extrapolated) = 0.457 W/kg

**SAR(1 g) = 0.238 W/kg; SAR(10 g) = 0.124 W/kg**

Maximum value of SAR (measured) = 0.255 W/kg



0 dB = 0.255 W/kg = -5.93 dBW/kg

**Test Plot 46#: WLAN 2.4G Mode b\_Head Left Cheek\_Middle****DUT: IP WALKIE TALKIE; Type: VT26W; Serial: 17110805321**

Communication System: IEEE 802.11b WiFi 2.4 GHz; Frequency: 2437 MHz; Duty Cycle: 1:1

Medium parameters used:  $f = 2437$  MHz;  $\sigma = 1.798$  S/m;  $\epsilon_r = 40.285$ ;  $\rho = 1000$  kg/m<sup>3</sup>

Phantom section: Left Section

DASY5 Configuration:

- Probe: ES3DV2 - SN3019; ConvF(4.41, 4.41, 4.41); Calibrated: 2017/10/30;
- Sensor-Surface: 4mm (Mechanical Surface Detection)
- Electronics: DAE4 Sn772; Calibrated: 2017/10/9
- Phantom: SAM 1; Type: QD000P40CC; Serial: TP:1412
- Measurement SW: DASY52, Version 52.8 (8);

**Area Scan (141x71x1):** Interpolated grid: dx=1.200 mm, dy=1.200 mm

Maximum value of SAR (interpolated) = 0.295 W/kg

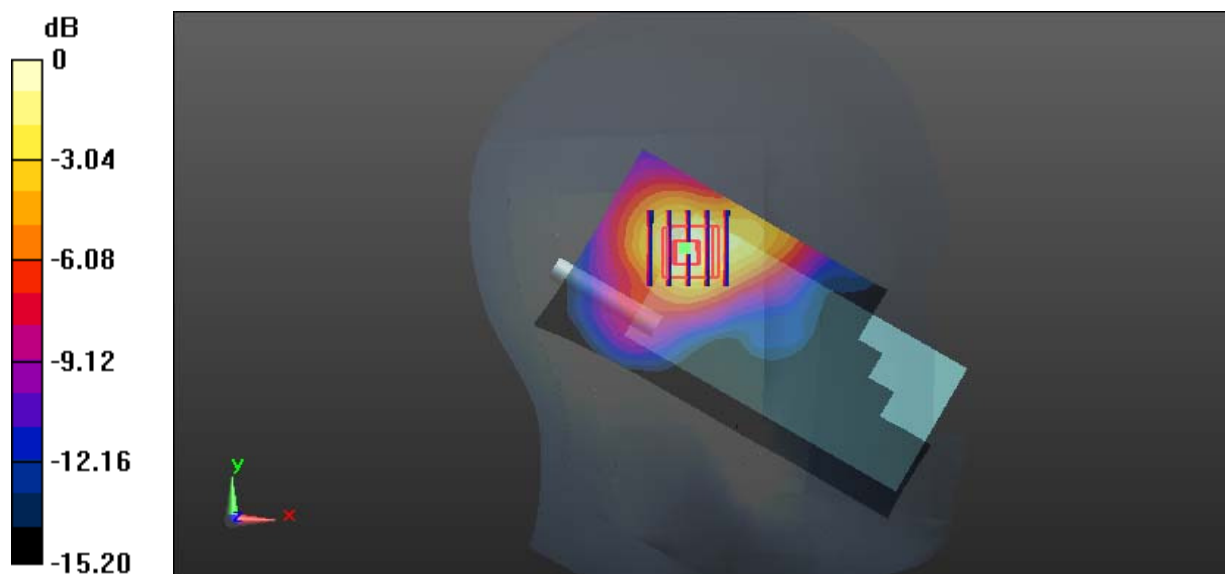
**Zoom Scan (5x5x7)/Cube 0:** Measurement grid: dx=8mm, dy=8mm, dz=5mm

Reference Value = 9.087 V/m; Power Drift = -0.04 dB

Peak SAR (extrapolated) = 0.497 W/kg

**SAR(1 g) = 0.253 W/kg; SAR(10 g) = 0.128 W/kg**

Maximum value of SAR (measured) = 0.284 W/kg



0 dB = 0.284 W/kg = -5.47 dBW/kg

**Test Plot 47#: WLAN 2.4G Mode b\_Head Left Cheek\_High****DUT: IP WALKIE TALKIE; Type: VT26W; Serial: 17110805321**

Communication System: IEEE 802.11b WiFi 2.4 GHz; Frequency: 2462 MHz; Duty Cycle: 1:1

Medium parameters used:  $f = 2462$  MHz;  $\sigma = 1.83$  S/m;  $\epsilon_r = 39.057$ ;  $\rho = 1000$  kg/m<sup>3</sup>

Phantom section: Left Section

DASY5 Configuration:

- Probe: ES3DV2 - SN3019; ConvF(4.41, 4.41, 4.41); Calibrated: 2017/10/30;
- Sensor-Surface: 4mm (Mechanical Surface Detection)
- Electronics: DAE4 Sn772; Calibrated: 2017/10/9
- Phantom: SAM 1; Type: QD000P40CC; Serial: TP:1412
- Measurement SW: DASY52, Version 52.8 (8);

**Area Scan (141x71x1):** Interpolated grid: dx=1.200 mm, dy=1.200 mm

Maximum value of SAR (interpolated) = 0.293 W/kg

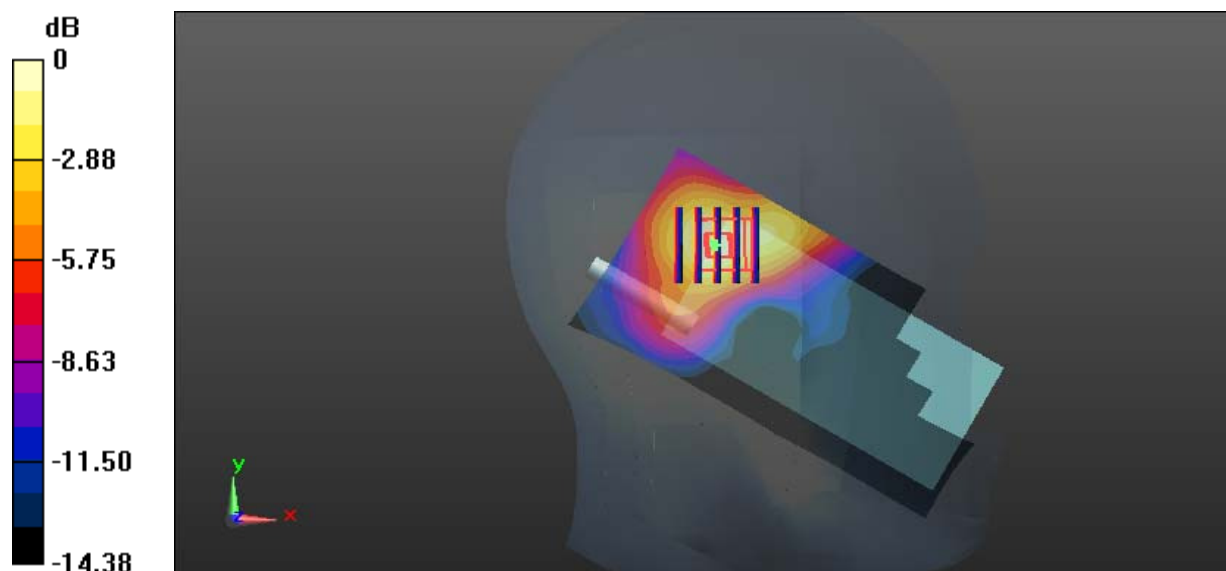
**Zoom Scan (5x5x7)/Cube 0:** Measurement grid: dx=8mm, dy=8mm, dz=5mm

Reference Value = 8.640 V/m; Power Drift = 0.05 dB

Peak SAR (extrapolated) = 0.555 W/kg

**SAR(1 g) = 0.268 W/kg; SAR(10 g) = 0.136 W/kg**

Maximum value of SAR (measured) = 0.290 W/kg



0 dB = 0.290 W/kg = -5.38 dBW/kg

**Test Plot 48#: WLAN 2.4G Mode b\_Head Left Tilt\_Middle****DUT: IP WALKIE TALKIE; Type: VT26W; Serial: 17110805321**

Communication System: IEEE 802.11b WiFi 2.4 GHz; Frequency: 2437 MHz; Duty Cycle: 1:1

Medium parameters used:  $f = 2437$  MHz;  $\sigma = 1.798$  S/m;  $\epsilon_r = 40.285$ ;  $\rho = 1000$  kg/m<sup>3</sup>

Phantom section: Left Section

DASY5 Configuration:

- Probe: ES3DV2 - SN3019; ConvF(4.41, 4.41, 4.41); Calibrated: 2017/10/30;
- Sensor-Surface: 4mm (Mechanical Surface Detection)
- Electronics: DAE4 Sn772; Calibrated: 2017/10/9
- Phantom: SAM 1; Type: QD000P40CC; Serial: TP:1412
- Measurement SW: DASY52, Version 52.8 (8);

**Area Scan (141x71x1):** Interpolated grid: dx=1.200 mm, dy=1.200 mm

Maximum value of SAR (interpolated) = 0.265 W/kg

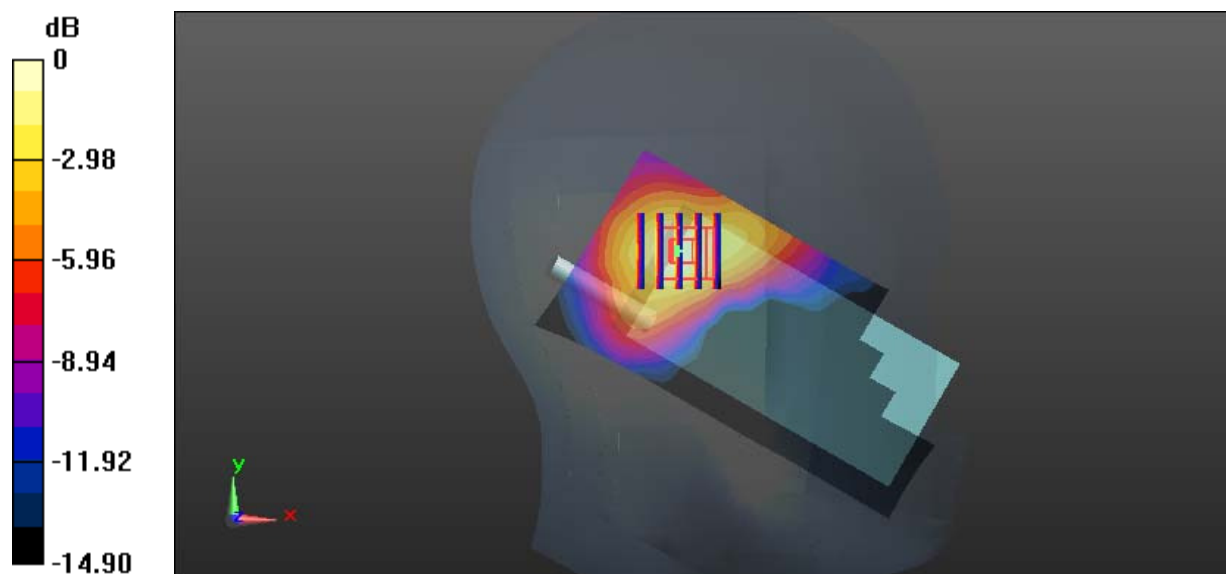
**Zoom Scan (5x5x7)/Cube 0:** Measurement grid: dx=8mm, dy=8mm, dz=5mm

Reference Value = 8.839 V/m; Power Drift = 0.03 dB

Peak SAR (extrapolated) = 0.446 W/kg

**SAR(1 g) = 0.235 W/kg; SAR(10 g) = 0.122 W/kg**

Maximum value of SAR (measured) = 0.253 W/kg



0 dB = 0.253 W/kg = -5.97 dBW/kg

**Test Plot 49#: WLAN 2.4G Mode b\_Head Right Cheek\_Middle**

**DUT: IP WALKIE TALKIE; Type: VT26W; Serial: 17110805321**


Communication System: IEEE 802.11b WiFi 2.4 GHz; Frequency: 2437 MHz; Duty Cycle: 1:1  
 Medium parameters used:  $f = 2437 \text{ MHz}$ ;  $\sigma = 1.798 \text{ S/m}$ ;  $\epsilon_r = 40.285$ ;  $\rho = 1000 \text{ kg/m}^3$   
 Phantom section: Right Section

DASY5 Configuration:

- Probe: ES3DV2 - SN3019; ConvF(4.41, 4.41, 4.41); Calibrated: 2017/10/30;
- Sensor-Surface: 4mm (Mechanical Surface Detection)
- Electronics: DAE4 Sn772; Calibrated: 2017/10/9
- Phantom: SAM 1; Type: QD000P40CC; Serial: TP:1412
- Measurement SW: DASY52, Version 52.8 (8);

**Area Scan (141x71x1):** Interpolated grid:  $dx=1.200 \text{ mm}$ ,  $dy=1.200 \text{ mm}$   
 Maximum value of SAR (interpolated) = 0.206 W/kg

**Zoom Scan (6x5x7)/Cube 0:** Measurement grid:  $dx=8\text{mm}$ ,  $dy=8\text{mm}$ ,  $dz=5\text{mm}$   
 Reference Value = 7.845 V/m; Power Drift = -0.01 dB  
 Peak SAR (extrapolated) = 0.356 W/kg  
**SAR(1 g) = 0.193 W/kg; SAR(10 g) = 0.103 W/kg**  
 Maximum value of SAR (measured) = 0.205 W/kg



0 dB = 0.205 W/kg = -6.88 dBW/kg

**Test Plot 50#: WLAN 2.4G Mode b\_Head Right Tilt\_Middle****DUT: IP WALKIE TALKIE; Type: VT26W; Serial: 17110805321**

Communication System: IEEE 802.11b WiFi 2.4 GHz; Frequency: 2437 MHz; Duty Cycle: 1:1

Medium parameters used:  $f = 2437$  MHz;  $\sigma = 1.798$  S/m;  $\epsilon_r = 40.285$ ;  $\rho = 1000$  kg/m<sup>3</sup>

Phantom section: Right Section

DASY5 Configuration:

- Probe: ES3DV2 - SN3019; ConvF(4.41, 4.41, 4.41); Calibrated: 2017/10/30;
- Sensor-Surface: 4mm (Mechanical Surface Detection)
- Electronics: DAE4 Sn772; Calibrated: 2017/10/9
- Phantom: SAM 1; Type: QD000P40CC; Serial: TP:1412
- Measurement SW: DASY52, Version 52.8 (8);

**Area Scan (141x71x1):** Interpolated grid: dx=1.200 mm, dy=1.200 mm

Maximum value of SAR (interpolated) = 0.201 W/kg


**Zoom Scan (6x6x7)/Cube 0:** Measurement grid: dx=8mm, dy=8mm, dz=5mm

Reference Value = 7.278 V/m; Power Drift = -0.11 dB

Peak SAR (extrapolated) = 0.342 W/kg

**SAR(1 g) = 0.189 W/kg; SAR(10 g) = 0.103 W/kg**

Maximum value of SAR (measured) = 0.204 W/kg



0 dB = 0.204 W/kg = -6.90 dBW/kg

**Test Plot 51#: WLAN 2.4G Mode b\_Body Back\_Middle****DUT: IP WALKIE TALKIE; Type: VT26W; Serial: 17110805321**

Communication System: IEEE 802.11b WiFi 2.4 GHz; Frequency: 2437 MHz; Duty Cycle: 1:1

Medium parameters used:  $f = 2437$  MHz;  $\sigma = 1.878$  S/m;  $\epsilon_r = 54.218$ ;  $\rho = 1000$  kg/m<sup>3</sup>

Phantom section: Center Section

DASY5 Configuration:

- Probe: ES3DV2 - SN3019; ConvF(4.05, 4.05, 4.05); Calibrated: 2017/10/30;
- Sensor-Surface: 4mm (Mechanical Surface Detection)
- Electronics: DAE4 Sn772; Calibrated: 2017/10/9
- Phantom: Triple Flat Phantom 5.1C; Type: QD 000 P51 CA; Serial: 1130
- Measurement SW: DASY52, Version 52.8 (8);

**Area Scan (151x71x1):** Interpolated grid: dx=1.200 mm, dy=1.200 mm

Maximum value of SAR (interpolated) = 0.0351 W/kg

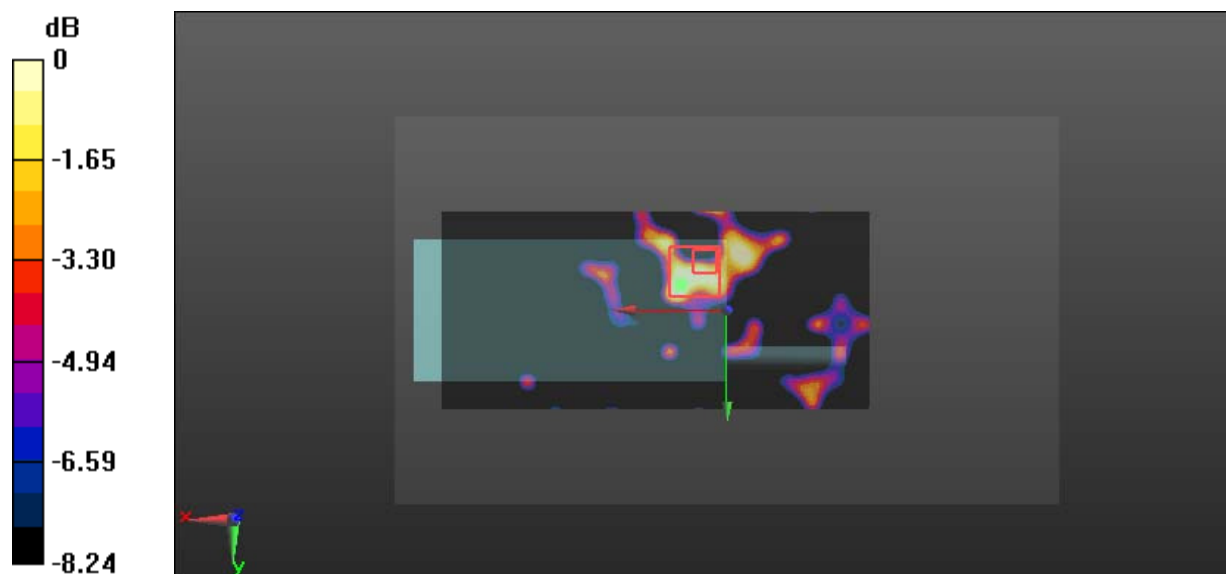
**Zoom Scan (5x5x7)/Cube 0:** Measurement grid: dx=8mm, dy=8mm, dz=5mm

Reference Value = 1.937 V/m; Power Drift = 0.13 dB

Peak SAR (extrapolated) = 0.0380 W/kg

**SAR(1 g) = 0.017 W/kg; SAR(10 g) = 0.00617 W/kg**

Maximum value of SAR (measured) = 0.0206 W/kg



0 dB = 0.0206 W/kg = -16.86 dBW/kg

**Test Plot 52#: WLAN 2.4G Mode b\_Body Right\_Low****DUT: IP WALKIE TALKIE; Type: VT26W; Serial: 17110805321**

Communication System: IEEE 802.11b WiFi 2.4 GHz; Frequency: 2412 MHz; Duty Cycle: 1:1

Medium parameters used:  $f = 2412$  MHz;  $\sigma = 1.831$  S/m;  $\epsilon_r = 54.674$ ;  $\rho = 1000$  kg/m<sup>3</sup>

Phantom section: Center Section

DASY5 Configuration:

- Probe: ES3DV2 - SN3019; ConvF(4.05, 4.05, 4.05); Calibrated: 2017/10/30;
- Sensor-Surface: 4mm (Mechanical Surface Detection)
- Electronics: DAE4 Sn772; Calibrated: 2017/10/9
- Phantom: Triple Flat Phantom 5.1C; Type: QD 000 P51 CA; Serial: 1130
- Measurement SW: DASY52, Version 52.8 (8);

**Area Scan (151x71x1):** Interpolated grid: dx=1.200 mm, dy=1.200 mm

Maximum value of SAR (interpolated) = 0.261 W/kg

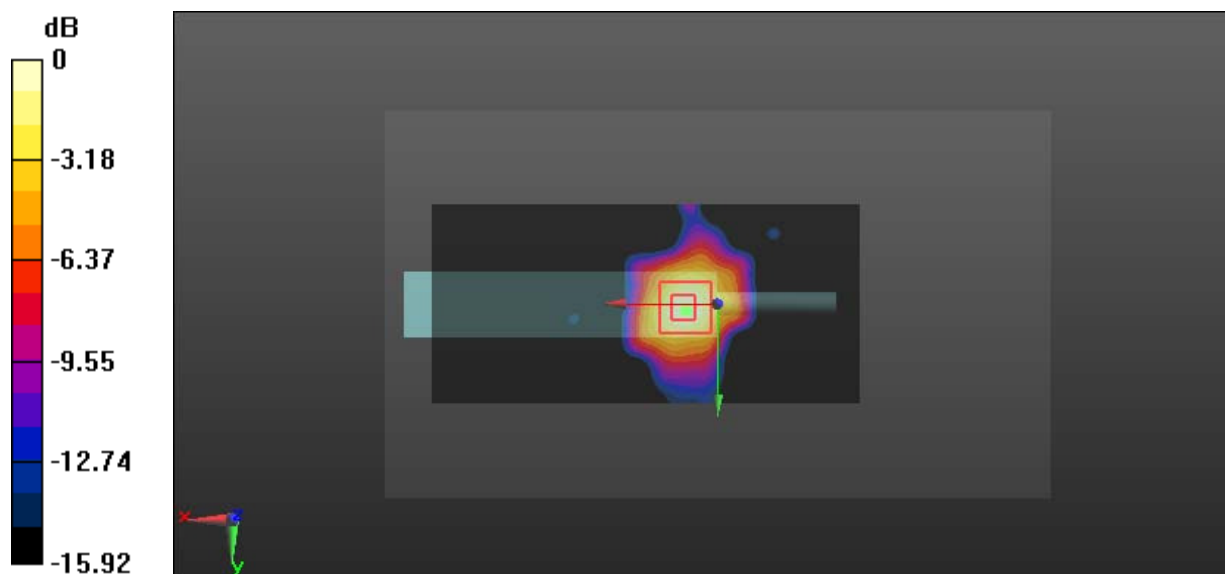
**Zoom Scan (5x5x7)/Cube 0:** Measurement grid: dx=8mm, dy=8mm, dz=5mm

Reference Value = 8.425 V/m; Power Drift = -0.07 dB

Peak SAR (extrapolated) = 0.440 W/kg

**SAR(1 g) = 0.233 W/kg; SAR(10 g) = 0.116 W/kg**

Maximum value of SAR (measured) = 0.265 W/kg



0 dB = 0.265 W/kg = -5.77 dBW/kg

**Test Plot 53#: WLAN 2.4G Mode b\_Body Right\_Middle**

**DUT: IP WALKIE TALKIE; Type: VT26W; Serial: 17110805321**

Communication System: IEEE 802.11b WiFi 2.4 GHz; Frequency: 2437 MHz; Duty Cycle: 1:1

Medium parameters used:  $f = 2437 \text{ MHz}$ ;  $\sigma = 1.878 \text{ S/m}$ ;  $\epsilon_r = 54.218$ ;  $\rho = 1000 \text{ kg/m}^3$

Phantom section: Center Section

DASY5 Configuration:

- Probe: ES3DV2 - SN3019; ConvF(4.05, 4.05, 4.05); Calibrated: 2017/10/30;
- Sensor-Surface: 4mm (Mechanical Surface Detection)
- Electronics: DAE4 Sn772; Calibrated: 2017/10/9
- Phantom: Triple Flat Phantom 5.1C; Type: QD 000 P51 CA; Serial: 1130
- Measurement SW: DASY52, Version 52.8 (8);

**Area Scan (151x71x1):** Interpolated grid:  $dx=1.200 \text{ mm}$ ,  $dy=1.200 \text{ mm}$

Maximum value of SAR (interpolated) = 0.260 W/kg

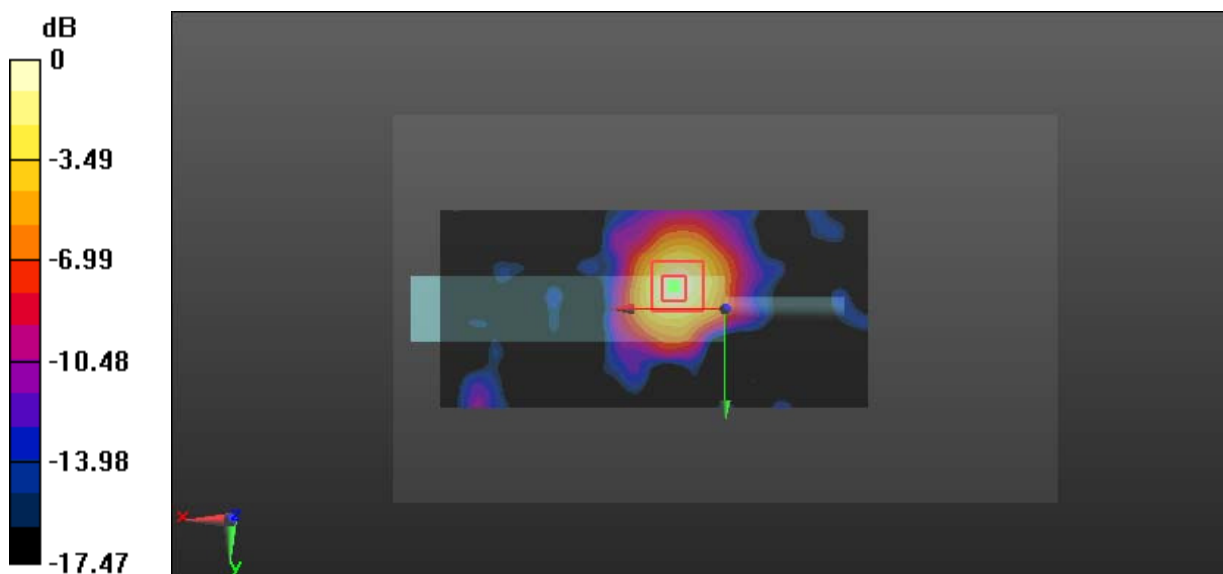
**Zoom Scan (5x5x7)/Cube 0:** Measurement grid:  $dx=8\text{mm}$ ,  $dy=8\text{mm}$ ,  $dz=5\text{mm}$

Reference Value = 4.748 V/m; Power Drift = -0.16 dB

Peak SAR (extrapolated) = 0.439 W/kg

**SAR(1 g) = 0.223 W/kg; SAR(10 g) = 0.111 W/kg**

Maximum value of SAR (measured) = 0.253 W/kg



0 dB = 0.253 W/kg = -5.97 dBW/kg

**Test Plot 54#: WLAN 2.4G Mode b\_Body Right\_High****DUT: IP WALKIE TALKIE; Type: VT26W; Serial: 17110805321**

Communication System: IEEE 802.11b WiFi 2.4 GHz; Frequency: 2462 MHz; Duty Cycle: 1:1

Medium parameters used:  $f = 2462$  MHz;  $\sigma = 1.941$  S/m;  $\epsilon_r = 53.422$ ;  $\rho = 1000$  kg/m<sup>3</sup>

Phantom section: Center Section

DASY5 Configuration:

- Probe: ES3DV2 - SN3019; ConvF(4.05, 4.05, 4.05); Calibrated: 2017/10/30;
- Sensor-Surface: 4mm (Mechanical Surface Detection)
- Electronics: DAE4 Sn772; Calibrated: 2017/10/9
- Phantom: Triple Flat Phantom 5.1C; Type: QD 000 P51 CA; Serial: 1130
- Measurement SW: DASY52, Version 52.8 (8);

**Area Scan (151x71x1):** Interpolated grid: dx=1.200 mm, dy=1.200 mm

Maximum value of SAR (interpolated) = 0.285 W/kg

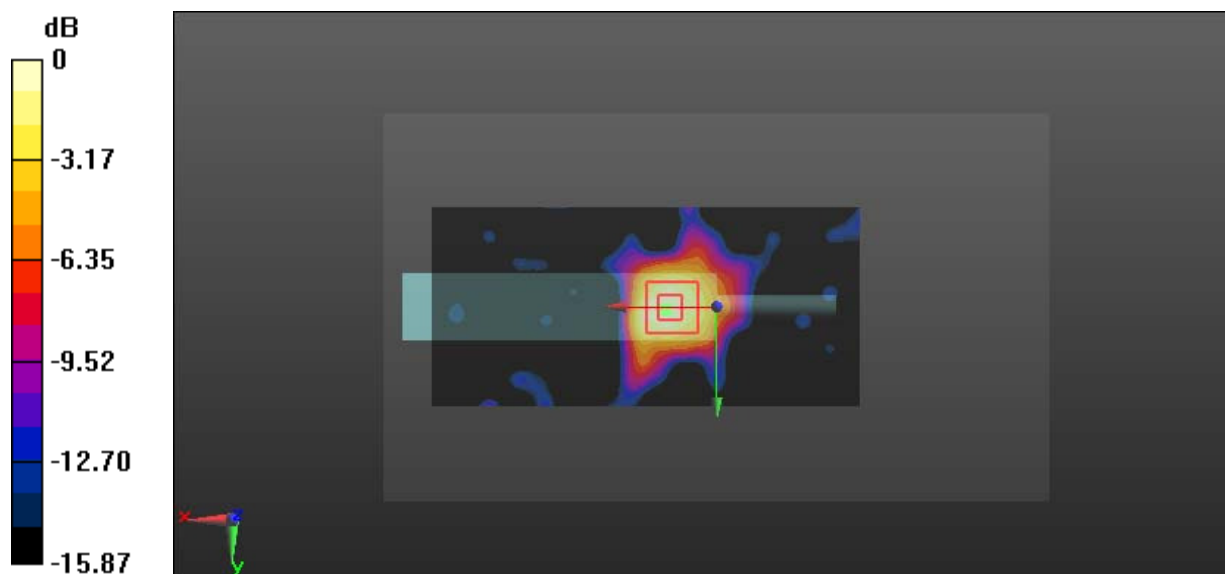
**Zoom Scan (5x5x7)/Cube 0:** Measurement grid: dx=8mm, dy=8mm, dz=5mm

Reference Value = 6.635 V/m; Power Drift = -0.07 dB

Peak SAR (extrapolated) = 0.484 W/kg

**SAR(1 g) = 0.236 W/kg; SAR(10 g) = 0.116 W/kg**

Maximum value of SAR (measured) = 0.269 W/kg



0 dB = 0.269 W/kg = -5.70 dBW/kg