

PHOTOGRAPHS OF THE TEST CONFIGURATION

Conducted Emission Test

Mode A



Mode B



Y-plane

Radiated Emission Test (Above 1GHz)


Mode A



Radiated Emission Test (Below 1GHz)
Mode A



Mode B




Z-plane

Radiated Emission Test (Above 1GHz)



Mode A



Radiated Emission Test (Below 1GHz)
Mode A



Mode B



DFS

Test results demonstrating Master links with Client on a test frequency.

