

承認書

APPROVAL

廠 商 神準科技股份有限公司
CUSTOMER

料 號 **7102A0455010**
PART NO.

品 名 **8619 Replacement Ant.**
PARTNAME

生產廠商 權億科技股份有限公司
COMPANY

備 註 **98619PRSX019**
PART NO

日 期 2019/10/02
DATE

產品重量(g): 15.1 g
WEIGHT

產品主要材質: ABS
MAIN MATERIAL

公 司 權億科技股份有限公司
COMPANY

地 址 桃園市中壢區合圳北路19號
ADDRESS

電 話 : 03-452-9998 傳 真 : 03-452-2866
TELEPHONE FAX



權億科技股份有限公司
Master Wave Technology Co., Ltd.

承認書

APPROVAL SHEET

Customers: 神準科技股份有限公司


Customer Model No.: 7102A0455010

Master Wave Model No.: 98619PRSX019

Product Description: 8619 Replacement Ant.

Issue Date: 2019/10/2

REV.: 03

客戶承認用印		權億承認用印	
			
核准 Approve	主管 Chief	承辦 Responsible	
Hero	Matt	Doris	

MASTER WAVE TECHNOLOGY CO., LTD.

權億科技股份有限公司

Address: No. 19, Hezun N. Rd., Zhongli Dist., Taoyuan City 320, Taiwan (R.O.C.)

Tel: +886-3-4529998 Fax: +886-3-4522866

Shengyih Electronic Plastic Co. Ltd (Shou Zhou)

聲億電子塑膠有限公司(蘇州廠)

Address: No.95 Wusong south Rd of Luzhi Town Wu zhong Area Suzhou City, China

Tel : +86-512-65046030 Fax : +86-512-65046033

Shengyih Electronic Co. Ltd (Dongguan)

聲億電子有限公司(東莞廠)

Address: Mu-Lun Administration Area, Changping Town, Dongguan City, Guangdong Province, China

Tel : +86-769-83914045 Fax : +86-769-83914046



Table of Contents

Item

1. Antenna Specifications

-Drawing

2. Test Report

-Electrical test

-Antenna Efficiency

-Pattern test

3. Material Certifications

-Connector

-Cable

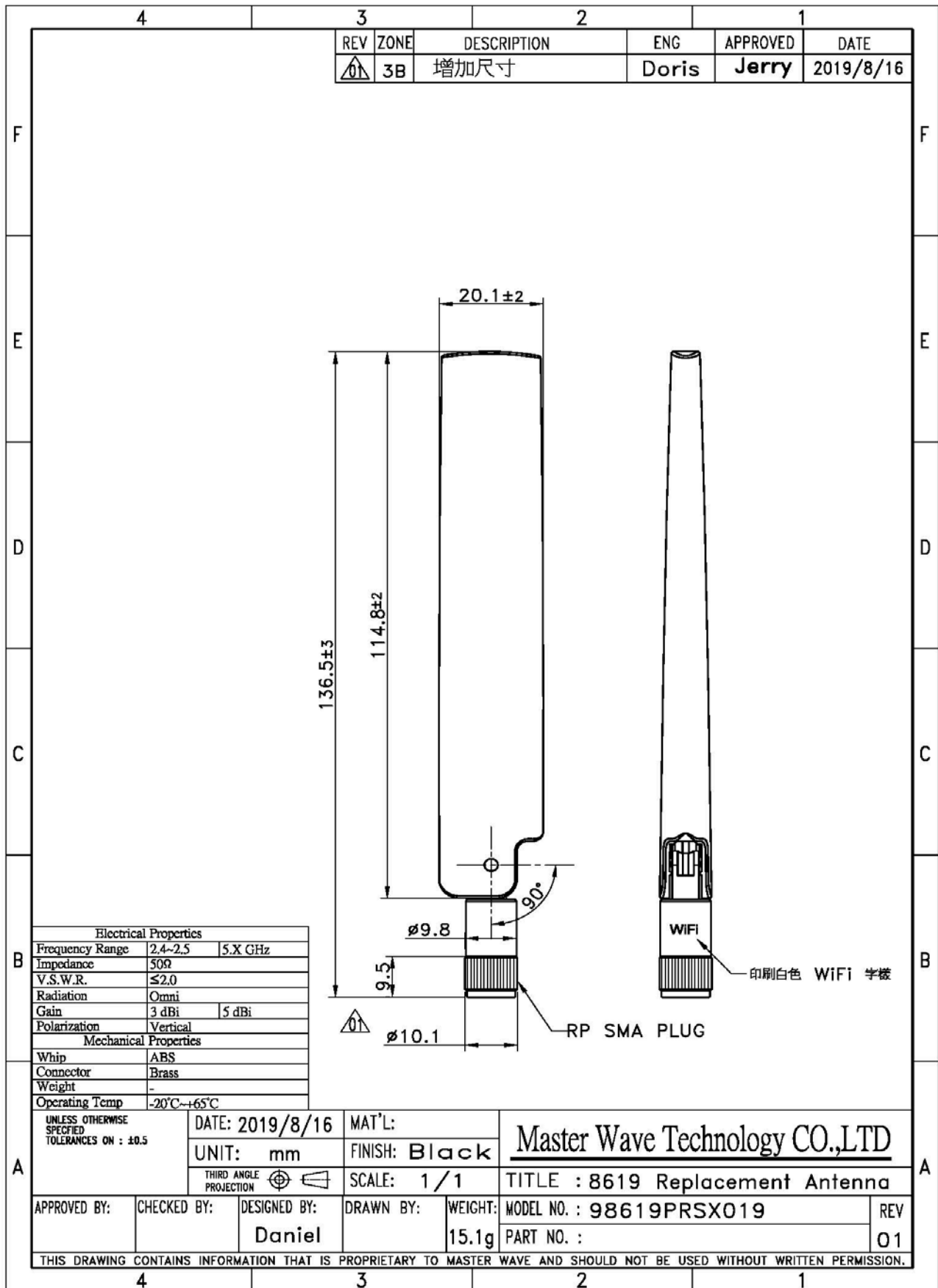
4. Packing

-PE Bag

-Carton

Modification History:

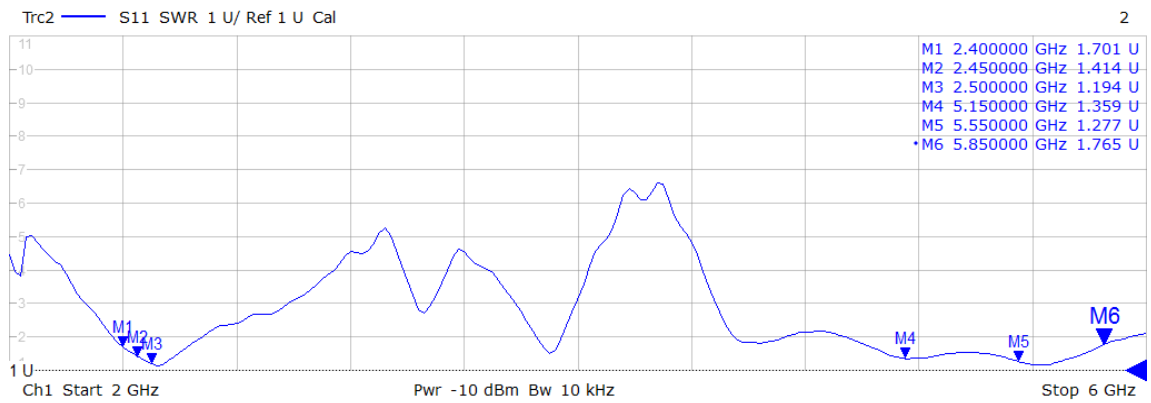
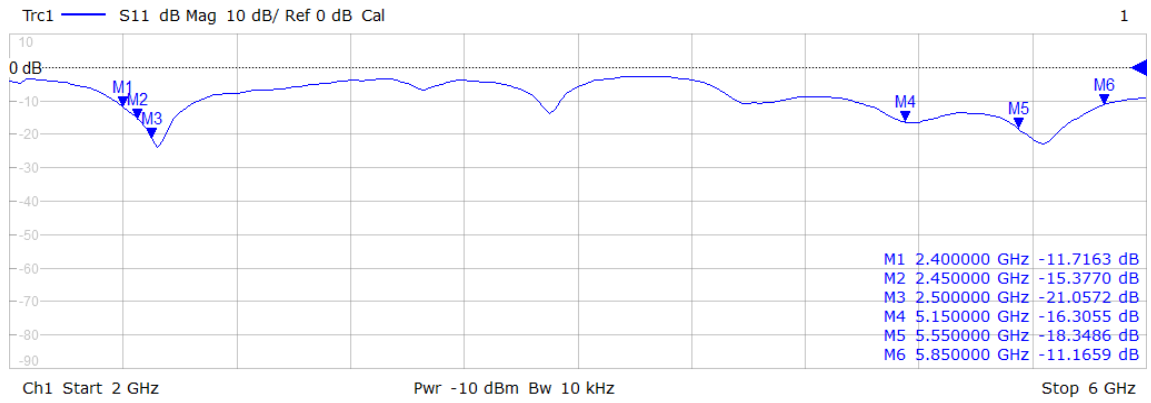
REV.	Date	Content
00	2019/5/31	
01	2019/6/11	更改包裝
02	2019/8/19	增加尺寸
03	2019/10/2	增加"PE-LD",兩種字樣通用





Electrical Test

3/24/2017 1:50:34 PM
1311.6010K42-105528-ws



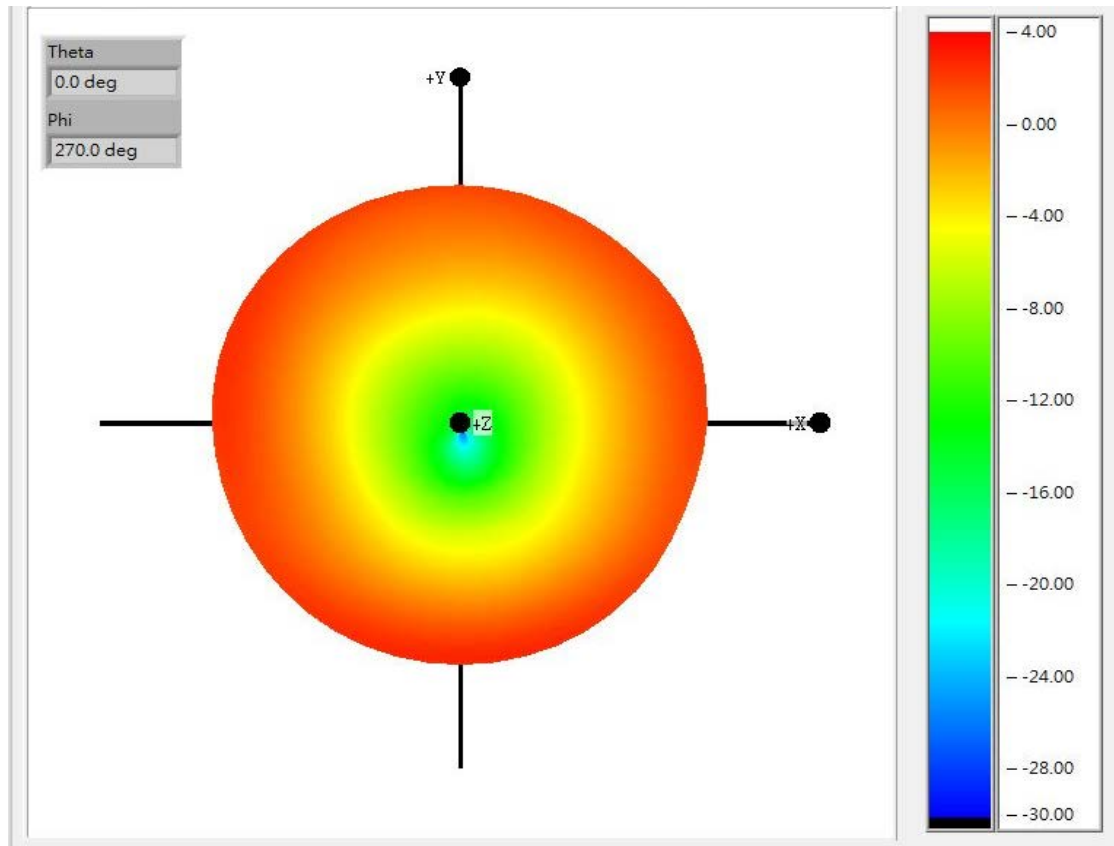


Antenna Efficiency

Frequency (MHz)	2400	2450	2500	5150	5550	5850
Peak Gain (dBi)	3.19	3.10	3.05	5.85	5.73	5.03
Efficiency (%)	66.01	63.67	64.16	56.92	54.43	51.33

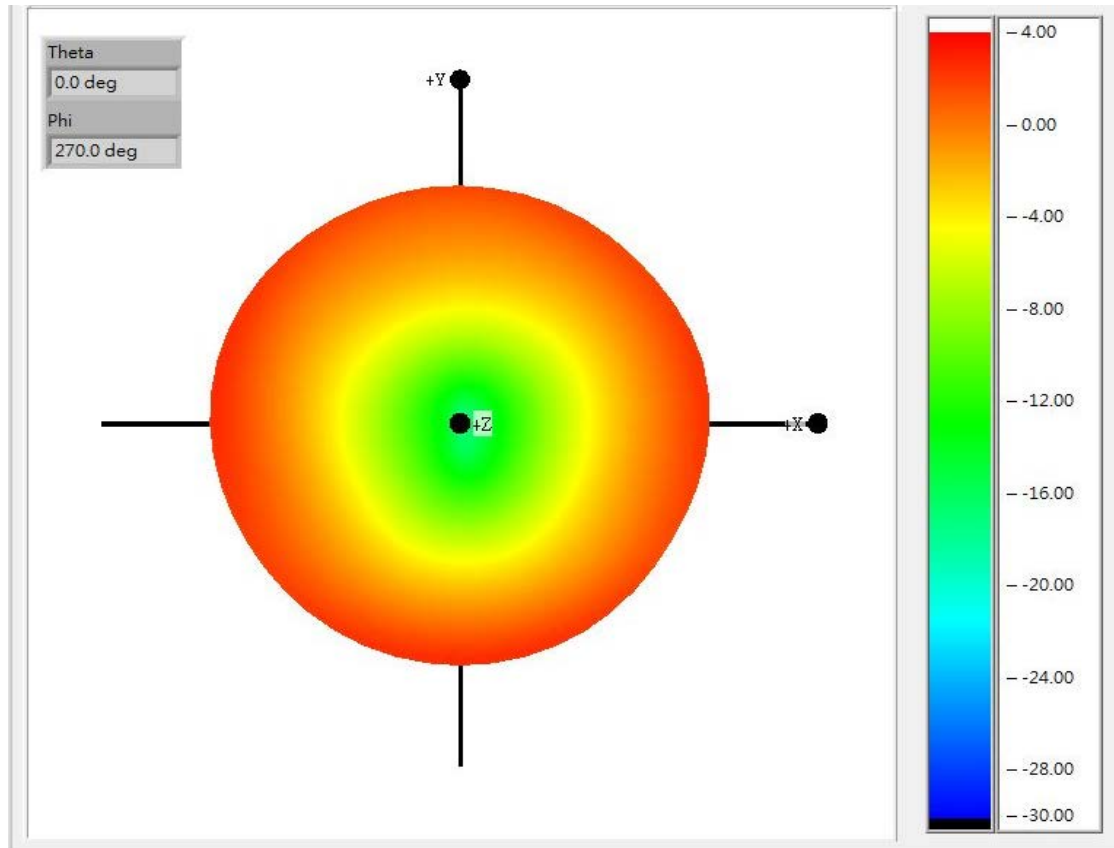


3D Radiation Pattern 2400 MHz



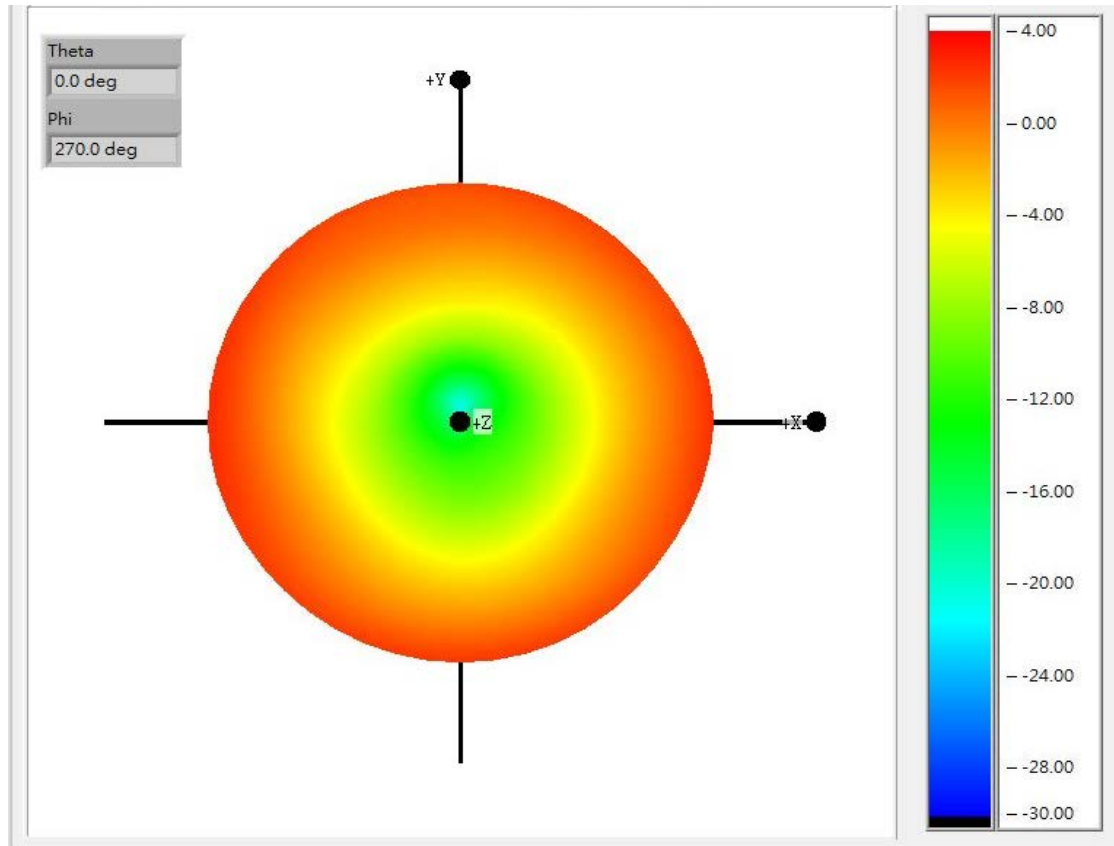


3D Radiation Pattern 2450 MHz



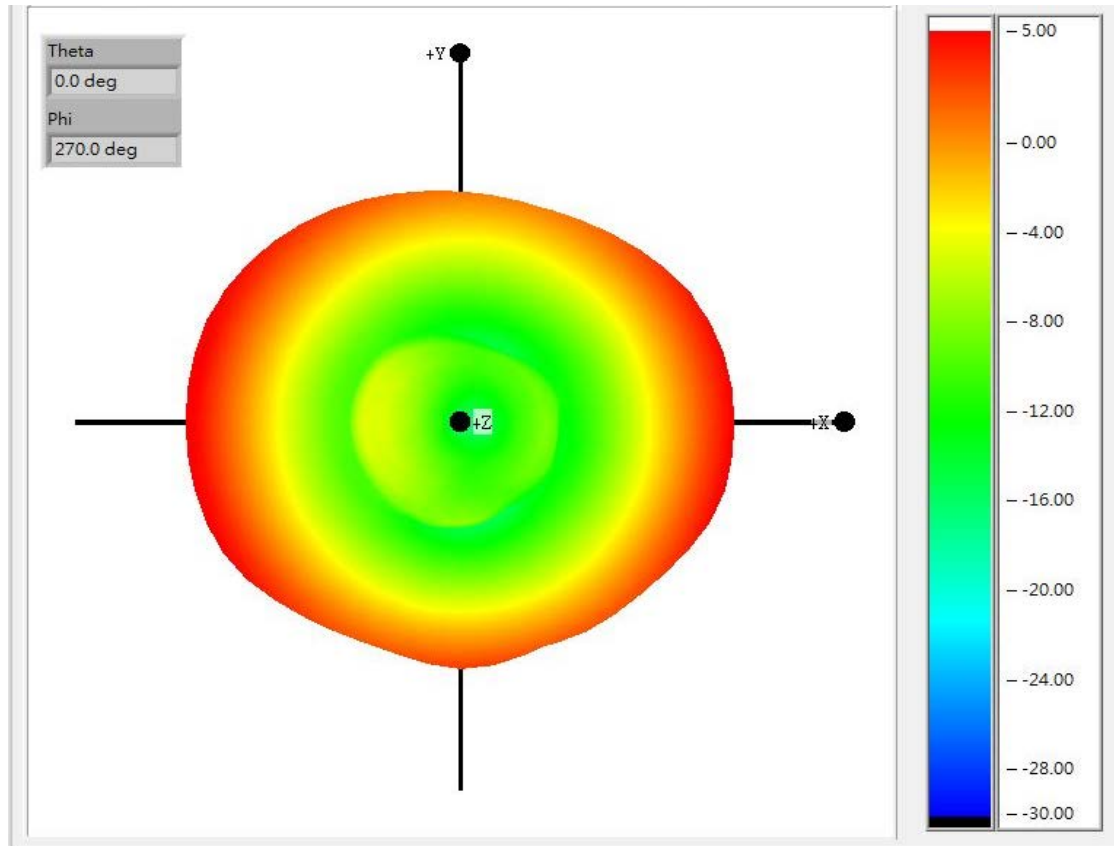


3D Radiation Pattern 2500 MHz



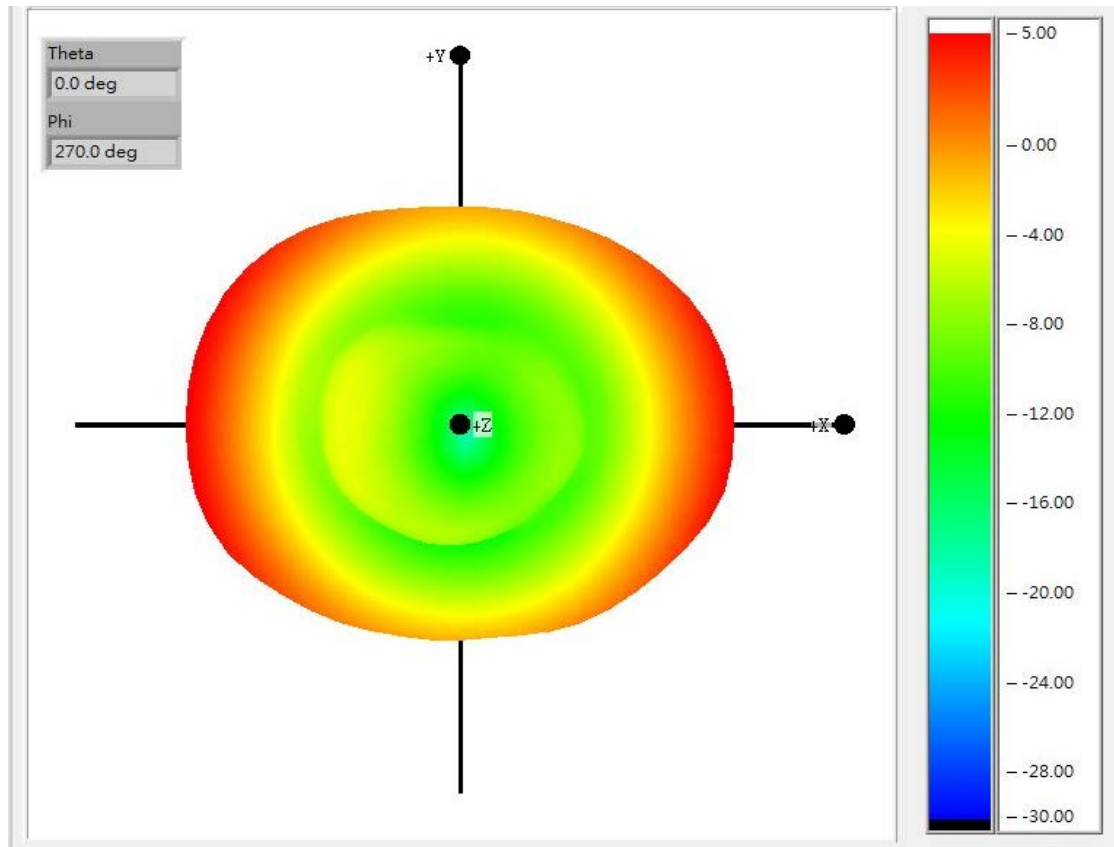


3D Radiation Pattern 5150 MHz



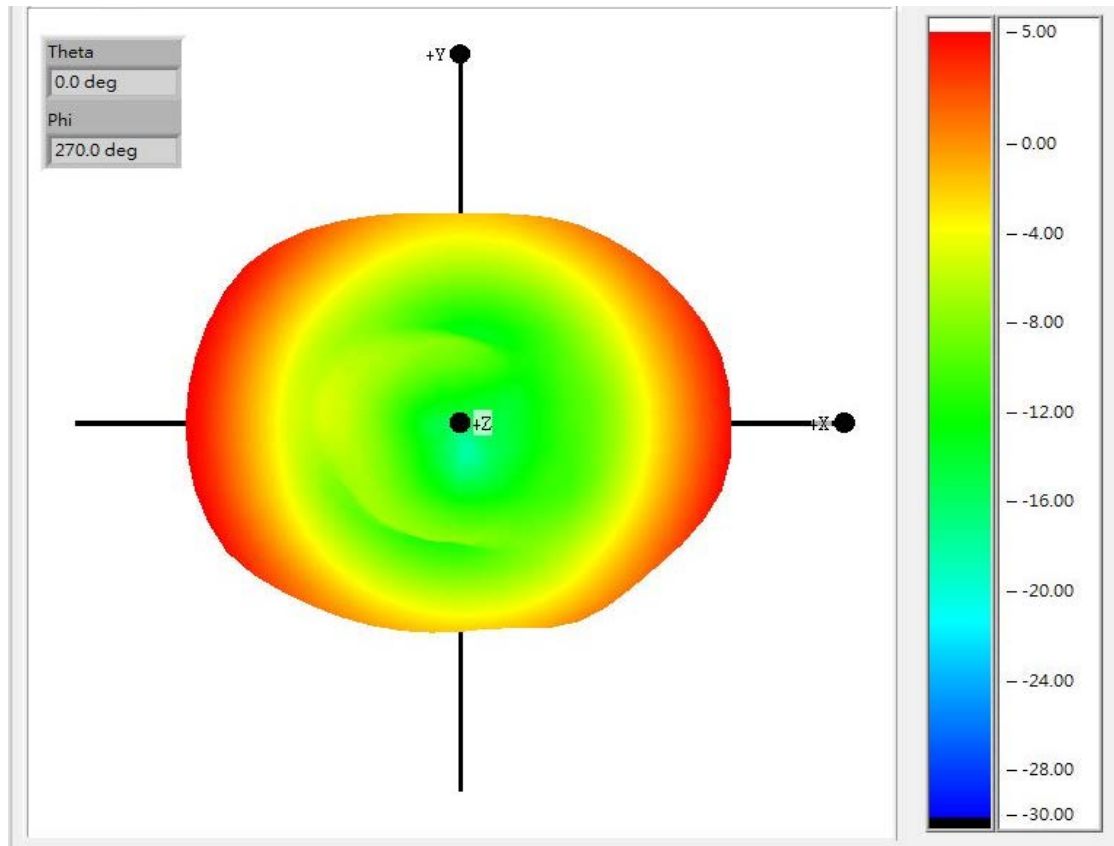


3D Radiation Pattern 5550 MHz





3D Radiation Pattern 5850 MHz





Connector

RP-SMA

Electrical Properties	Impedance	50 ohm
	Frequency Range	0~6 GHz
	V.S.W.R	≤ 1.5
	Working Voltage	$\leq 170\text{Vrms}$
	Dielectric Withstanding	$\leq 500\text{Vrms}$
	Voltage Insulation Resistance	$\geq 2000\text{ Megohms}$
	Contact Resistance	Center contact: 3.0 Milliohms (Max.) Outer contact: 2.0 Milliohms (Max.)
	Recommended coupling nut torque	4.0 in. lbs. ~ 8.8in. lbs.
	Coupling nut retention force	$\geq 60\text{ lbs.}$
	Contact captivation axial	$\geq 6\text{ lbs.}$
	Coupling Proof Torque	15 in-lbs.min

Operating Temperature	-65°C ~ +165°C
-----------------------	----------------

Material Specifications	Material Data	Material
	Body	Brass
	Center Contact	Brass
	Insulator	Teflon



線材規格

CABLE SPECIFICATION

SPECIFICATION: RG178 CABLE		CONSTRUCTION D.W.G	
ITEM	SPECIFICATION		
CONDUCTOR	MATERIAL	Silverplated Copper coated steel Wire	
	Composition(No./mm)	7/0.102	
	NOM.O.D	0.306±0.03	
INSULATION	Material	FEP(Natural)/PTFE	
	Nom.Thick.(mm)	0.275	
	NOM.O.D	0.88±0.03	
BRAIDING	MATERIAL	Silver-coated annealed copper wire	
	Composition	16*3/0.1; Coverage ≥ 90%	
JACKET	MATERIAL	FEP(*color)	
	Nom.Thick(mm)	0.25	
	Nom.O.D(mm)	1.78±0.05	
	Color	Brown	
Electrical Properties(at 20 °C)			
Item	Unit	Details	
Conductor Resistance	Ω/km	Max.800	
Insulation Resistance	MΩ.km	Min.500	
Dielectric Strength	V(AC)/min	1000	
Capacitance	pF/m	105(1kHz)	
REMARK			
MASTER WAVE TECHNOLOGY CO., LTD.			
Characteristic Impedance		Ω	50±2.0
Attenuation	dB/m	1GHz	1.70
		2GHz	2.42
		3GHz	3.08
		4GHz	3.63
		5GHz	4.15
6GHz	4.80		
Temperature range	°C	-55~150	
Standing wave(0-6GHz)	/	≦ 1.35	
CHECKED	DATE	Charlene	2013/8/8
DRAWING	REV		01

