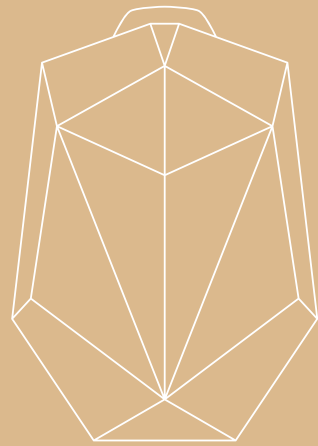
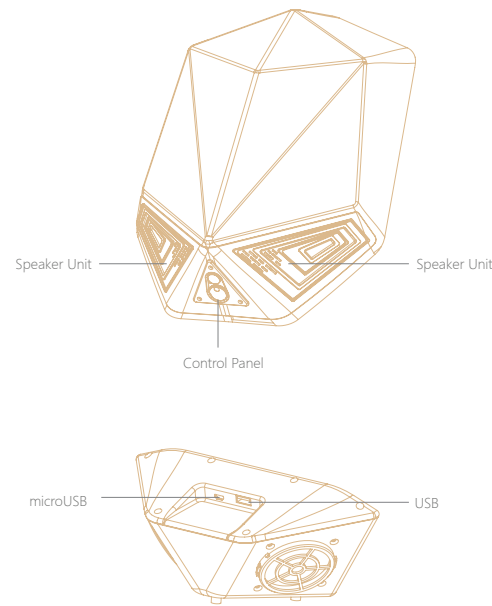


TAO DESIGN

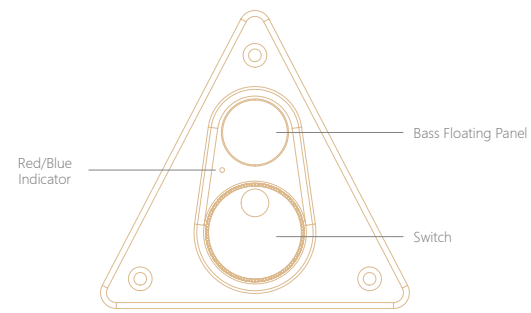


User Manual

Product Structure



Product Interaction



BUTTON OPERATION :

- Switch On : Press the switch button over 2s
- Switch Off : Press the switch button till speaker shut down
- After turn on the speaker in 8s, the speaker will automatically recall the device last connected. If the speaker cannot recall the device, it will start searching process again. After 15mins, the speaker section will automatically shut down when failing to connect the Bluetooth devices and stay pausing.
- With short pressing button twice, compulsively disconnect the Bluetooth devices. The speaker will start Bluetooth searching again.
- With short pressing button three times, start playing music/ Pausing
- Twisting the switch button to right side, and the volume going up. Vice versa.

Product Interaction

Indicator Instruction

- Bluetooth Section/ Music Play Section
 - Bluetooth recalling, blue light flashing slowly, once per second. Totally 8s. Totally 15mins.
 - Bluetooth searching, blue light flashing quickly, once per millisecond. Totally 15mins.
 - Music playing, blue light keep flashing.
 - Music pausing, blue light flashing every 2 second.
 - Stop playing music, blue light flashing every 2 second.

Power Section

- Speaker charging, red light flashing.
- Fully charged, red light off.

Functions

- Music play function. The speaker has two high quality speaker units.
- Smart devices charging function. It has a build-in 5000mAh battery. At the same time, it offers dual charging pins which can fully suit iPhone and android devices.
- 13 inch laptop storage
- The backpack offers a small back pocket which the user can charge their phone in this pocket.
- Invisible zipper. User only can open the backpack from back side. Much safer.

Safety Guidelines

- Read the user manual careful before use the product. Do not operate the product during cycling.
- Any disassembly and modifications is not covered in the user warranty handbook.
- Our company do not have any responsibility of compensation for any file lost caused by product damage and function failure.
- Heavy shock and strong impact would lead the serious product damage and function failure.
- Don not use the product under the high temperature, and avoid product suffering a big temperature change.
- Avoid water and any liquid spilling.
- Avoid using the product in rainy and snowy day.
- Avoid any chemical things eroding (alcohol, polishing paste and benzene).
- Avoid any shaking behavior during connecting the USB cable with speaker.
- In order to keep a good sound quality, avoid the backpack closing to any big equipment which has strong magnetic field.
- Don not put any sharp metal product inside the backpack.
- In order to keep good sound quality, we highly recommended our consumer to play 128 kbps MP3 files. Or any music file types better than this standard.

Simple Trouble Shooting

- Cannot Turn On The Speaker**
Check whether the switch button is in the right position. Charging 3-4 hours to turn it on.
- Indicator Light Off**
Check whether the battery runs out. Charging 3-4 hours to turn it on.
- Bluetooth Connection Failure**
Check whether the other cephones already connect the speaker. Or try to use another cellphone to search the Bluetooth devices, then connect the speaker again.
- Cannot Charge Speaker Battery**
Check the position of charger. Check whether the current electricity based on the 5V/1.5 standard. And is the red indicator light going right.
- Built-in Battery Cannot Charge Other Devices**
Is the battery in the charging process. During the charging process, the built-in battery cannot charge other devices. Reinsert the USB pin.

Warranty Card

Product Model _____

Functional Faults _____

Dealer Name _____

Dealer Contact Number _____

Purchase Date _____

Customer Name _____


Customer Address _____

Customer Contact Number _____


This warranty card only has a one-year warranty for inside speaker section. The warranty date starts date of production.

Customer Service : 400-8188-198
(If you have any product problems, please contact us.)

FRONT VIEW




Dual Sound Channels
Build Excellent Sound Filed



Super Powerful Bass
Enjoy Everything of Music



Stable And Durable Hard Shell
Offer The Best Protection For You



EVA + PU, Composite Material
New Face, New Feeling



Charging Any Time You Want
Keep Touching Forever



Geometric Diamond Cutting
To Be Unique Forever

Customer Service : 400-8188-198

BACK VIEW

FCC Warning Statement

Changes or modifications not expressly approved by the party responsible for compliance could void the user's authority to operate the equipment. This equipment has been tested and found to comply with the limits for a Class B digital device, pursuant to Part 15 of the FCC Rules. These limits are designed to provide reasonable protection against harmful interference in a residential installation. This equipment generates uses and can radiate radio frequency energy and, if not installed and used in accordance with the instructions, may cause harmful interference to radio communications. However, there is no guarantee that interference will not occur in a particular installation. If this equipment does cause harmful interference to radio or television reception, which can be determined by turning the equipment off and on, the user is encouraged to try to correct the interference by one or more of the following measures:

- - Reorient or relocate the receiving antenna.
- - Increase the separation between the equipment and receiver.
- -

Connect the equipment into an outlet on a circuit different from that to which the receiver is connected.

- - Consult the dealer or an experienced radio/TV technician for help.