

Test Setup Photographs for the Prism V2

1. Radiated Emissions

1.1. Configuration 1: Below 30 MHz




Photo 1




Photo 2

Radiated Emissions (continued)




Photo 3

Radiated Emissions (continued)

1.2. Configuration 2: 30 MHz to 1 GHz




Photo 1




Photo 2

Radiated Emissions (continued)

1.3. Configuration 2: Above 1 GHz




Photo 1




Photo 2