

Annex 4: Test setup photographs to
TEST REPORT
 No.: 17-1-0105501T01a,
 17-1-0105501T02a,
 17-1-0105501T03a,
 17-1-0105501T04a,
 17-1-0105501T05a,
 17-1-0105501T06a,
 17-1-0105501T07a

for

Daimler Trucks North America

CTPMIDDTNA4G
 7 620 000 296

FCC: 2AKC8CTP10777001
 ISED: 22221-CTP10777001
 PMN=CTPMIDDTNA
 HVIN= CTPMIDDTNA
 FVIN=17.02.S.016








Laboratory Accreditation and Listings			
 DAkkS Deutsche Akkreditierungsstelle D-PL-12047-01-01	 FEDERAL COMMUNICATIONS COMMISSION FC USA • NOISE MRA US-EU 0003	 Industry Canada Reg. No.: 3462D-1 Reg. No.: 3462D-2 Reg. No.: 3462D-3	 Voluntary Controls for Electromagnetic Emissions Reg. No.: R-2666 C-2914, T-1967, G-301
 WiFi ALLIANCE AUTHORIZED RF LABORATORY	 ctia Authorized TM Test Lab Lab Code: 20011130-00		
accredited according to DIN EN ISO/IEC 17025			
<p align="center">CETECOM GmbH Laboratory Radio Communications & Electromagnetic Compatibility Im Teelbruch 116 • 45219 Essen • Germany Registered in Essen, Germany, Reg. No.: HRB Essen 8984 Tel.: + 49 (0) 20 54 / 95 19-954 • Fax: + 49 (0) 20 54 / 95 19-964 E-mail: info@cetecom.com • Internet: www.cetecom.com</p>			

Table of contents


1. TEST SETUP PHOTOGRAPHS.....	3
1.1. General Limit - Radiated field strength emissions below 30 MHz.....	3
1.2. General Limit - Radiated field strength emissions 30 MHz < f < 1GHz	4
1.3. General Limit - Radiated field strength emissions > 1GHz.....	5
1.4. RF parameters – Conducted measurements	7

1. Test setup photographs

1.1. General Limit - Radiated field strength emissions below 30 MHz




Test setup in semi anechoic room long shot view EUT laying



Test setup in semi anechoic room close-up view EUT laying

1.2. General Limit - Radiated field strength emissions $30 \text{ MHz} < f < 1\text{GHz}$




Test setup in semi anechoic room long shot view EUT laying




Test setup in semi anechoic room close up view EUT standing

1.3. General Limit - Radiated field strength emissions > 1GHz




Setup in fully anechoic room long shot EUT standing



Setup in fully anechoic room close-up EUT standing




Setup in fully anechoic room long shot EUT laying



Setup in fully anechoic room close-up EUT laying

1.4. RF parameters – Conducted measurements



Conducted Measurement



Conducted Power Measurements