

Annex 3: External photographs to
TEST REPORT
 No.: 16-1-0141801T02a-C2
 16-1-0141801T01a-C1, 16-1-0141801T03a-C3,
 16-1-0141801T04a-C1, 16-1-0141801T06a-C1

According to:
FCC Regulations
 Part 22, Part 24

IC-Regulations
 RSS-132 Issue 3, RSS-133 Issue 6,
 RSS-Gen Issue 4

for

Daimler Trucks North America

ECU

CTPMIDDTNA

FCC-ID: 2AKC8CTP054661

IC: 22221-CTP054661

PMN: CTPMIDDTNA

HVIN: CTPMIDDTNA

FVIN: 16.095.2








Laboratory Accreditation and Listings			
 DAkkS Deutsche Akkreditierungsstelle D-PL-12047-01-01	 FCC FEDERAL COMMUNICATIONS COMMISSION USA MRA US-EU 0003	 Industry Canada Reg. No.: 3462D-2 Reg. No.: 3462D-3	 Voluntary Controls for Electromagnetic Emissions Reg. No.: R-2666 C-2914, T-1967, G-301
 WiFi ALLIANCE AUTHORIZED RF LABORATORY	 ctia Authorized Test Lab Lab Code: 20011130-00		
accredited according to DIN EN ISO/IEC 17025			
CETECOM GmbH Laboratory Radio Communications & Electromagnetic Compatibility Im Teelbruch 116 • 45219 Essen • Germany Registered in Essen, Germany, Reg. No.: HRB Essen 8984 Tel.: + 49 (0) 20 54 / 95 19-954 • Fax: + 49 (0) 20 54 / 95 19-964 E-mail: info@cetecom.com • Internet: www.cetecom.com			

Table of contents


1. EXTERNAL PHOTOGRAPHS	3
1.1. Main device under test (EUT/DUT)	3
1.2. Accesories.....	6

1. External photographs


1.1. Main device under test (EUT/DUT)




Photograph 1: Top side view



Photograph 2: Bottom side view



Photograph 3: rear side (terminal side) view



Photograph 4: front side (Mounting side) view




Photograph 5: Left side view



Photograph 6: Left side view




Photograph 7: Cellular/ GNSS antenna




Photograph 8: WLAN/ BT antenna

1.2. Accessories



Photograph 9 Main wiring long with loadbox



Photograph 10 Loadbox