

FCC Test Report

Report No.: AGC00742180101FE06

FCC ID : 2AKC6XHT-WF6E
APPLICATION PURPOSE : Original Equipment
PRODUCT DESIGNATION : Dual band wireless adapter
BRAND NAME : N/A
MODEL NAME : XHT-6B06, XHT-6B08
CLIENT : SHEN ZHEN XIN HUA TIAN TECHNOLOGY CO., LTD
DATE OF ISSUE : Feb. 27, 2018
STANDARD(S) : FCC Part 15.407
TEST PROCEDURE(S) : KDB 789033 D02 v02r01
REPORT VERSION : V1.0

Attestation of Global Compliance (Shenzhen) Co., Ltd



CAUTION:

This report shall not be reproduced except in full without the written permission of the test laboratory and shall not be quoted out of context.



The results shown in this test report refer only to the sample(s) tested unless otherwise stated and the sample(s) are retained for 30 days only. The document is issued by AGC, this document cannot be reproduced except in full with our prior written permission. The more details and the authenticity of the report will be confirmed at <http://www.agc-cert.com>.

REPORT REVISE RECORD

Report Version	Revise Time	Issued Date	Valid Version	Notes
V1.0	/	Feb. 27, 2018	Valid	Initial Release

The results shown in this test report refer only to the sample(s) tested unless otherwise stated and the sample(s) are retained for 30 days only. The document is issued by AGC, this document cannot be reproduced except in full with our prior written permission. The more details and the authenticity of the report will be confirmed at <http://www.agc-cert.com>.

TABLE OF CONTENTS

1. VERIFICATION OF CONFORMITY 5

2. GENERAL INFORMATION 6

2.1. PRODUCT DESCRIPTION 6

2.2. TABLE OF CARRIER FREQUENCIES 6

2.3. RELATED SUBMITTAL(S) / GRANT (S) 7

2.4. TEST METHODOLOGY 7

2.5. SPECIAL ACCESSORIES 7

2.6. EQUIPMENT MODIFICATIONS..... 7

3. MEASUREMENT UNCERTAINTY 8

4. DESCRIPTION OF TEST MODES 9

5. SYSTEM TEST CONFIGURATION 10

5.1. CONFIGURATION OF EUT SYSTEM..... 10

5.2. EQUIPMENT USED IN EUT SYSTEM..... 10

5.3. SUMMARY OF TEST RESULTS 10

6. TEST FACILITY 11

7. MAXIMUM CONDUCTED OUTPUT POWER..... 12

7.1. MEASUREMENT PROCEDURE 12

7.2. TEST SET-UP..... 12

7.3. LIMITS AND MEASUREMENT RESULT..... 13

8. 6DB BANDWIDTH..... 15

8.1. MEASUREMENT PROCEDURE 15

8.2. TEST SET-UP (BLOCK DIAGRAM OF CONFIGURATION) 15

8.3. LIMITS AND MEASUREMENT RESULTS 16

9. EMISSION BANDWIDTH 24

9.1. MEASUREMENT PROCEDURE 24

9.2. TEST SET-UP (BLOCK DIAGRAM OF CONFIGURATION) 24

9.3. LIMITS AND MEASUREMENT RESULTS 25

10. MAXIMUM CONDUCTED OUTPUT PEAK POWER SPECTRAL DENSITY 33

The results shown in this test report refer only to the sample(s) tested unless otherwise stated and the sample(s) are retained for 30 days only. The document is issued by AGC, this document cannot be reproduced except in full with our prior written permission. The more details and the authenticity of the report will be confirmed at <http://www.agc-cert.com>.

10.1 MEASUREMENT PROCEDURE	33
10.2 TEST SET-UP (BLOCK DIAGRAM OF CONFIGURATION)	33
10.3 MEASUREMENT EQUIPMENT USED	33
10.4 LIMITS AND MEASUREMENT RESULT	33
11. CONDUCTED SPURIOUS EMISSION	61
11.1. MEASUREMENT PROCEDURE	61
11.2. TEST SET-UP (BLOCK DIAGRAM OF CONFIGURATION)	61
11.3. MEASUREMENT EQUIPMENT USED	61
11.4. LIMITS AND MEASUREMENT RESULT	61
12. RADIATED EMISSION	83
12.1. MEASUREMENT PROCEDURE	83
12.2. TEST SETUP	84
12.3. LIMITS AND MEASUREMENT RESULT	85
12.4. TEST RESULT	85
13. BAND EDGE EMISSION	92
13.1. MEASUREMENT PROCEDURE	92
13.2. TEST SET-UP	92
13.3. TEST RESULT	93
14. FREQUENCY STABILITY	99
14.1. MEASUREMENT PROCEDURE	99
14.2. TEST SET-UP (BLOCK DIAGRAM OF CONFIGURATION)	99
14.3. MEASUREMENT RESULTS	100
15. FCC LINE CONDUCTED EMISSION TEST	106
15.1. LIMITS OF LINE CONDUCTED EMISSION TEST	106
15.2. BLOCK DIAGRAM OF LINE CONDUCTED EMISSION TEST	106
15.3. PRELIMINARY PROCEDURE OF LINE CONDUCTED EMISSION TEST	107
15.4. FINAL PROCEDURE OF LINE CONDUCTED EMISSION TEST	107
15.5. TEST RESULT OF LINE CONDUCTED EMISSION TEST	108
APPENDIX A: PHOTOGRAPHS OF TEST SETUP	110

The results shown in this test report refer only to the sample(s) tested unless otherwise stated and the sample(s) are retained for 30 days only. The document is issued by AGC, this document cannot be reproduced except in full with our prior written permission. The more details and the authenticity of the report will be confirmed at <http://www.agc-cert.com>.

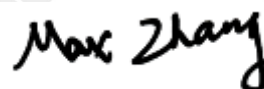
1. VERIFICATION OF CONFORMITY

Applicant	SHEN ZHEN XIN HUA TIAN TECHNOLOGY CO., LTD
Address	3Floor, B Buliding, DaHong Industrial Park, GuangMin District, Shenzhen City, China
Manufacturer	SHEN ZHEN XIN HUA TIAN TECHNOLOGY CO., LTD
Address	3Floor, B Buliding, DaHong Industrial Park, GuangMin District, Shenzhen City, China
Product Designation	Dual band wireless adapter
Brand Name	N/A
Test Model	XHT-6B06
Series Model	XHT-6B08
Model Difference	All are the same except the model name.
Date of test	Feb. 01, 2018 to Feb. 10, 2018
Deviation	None
Condition of Test Sample	Normal
Test Result	Pass
Report Template	AGCRT-US-BGN/RF

We hereby certify that:

The above equipment was tested by Attestation of Global Compliance (Shenzhen) Co., Ltd. The test data, data evaluation, test procedures, and equipment configurations shown in this report were made in accordance with the procedures given in ANSI C63.10 (2013) and the energy emitted by the sample EUT tested as described in this report is in compliance with requirement of FCC Part 15 Rules requirement.

Tested by



Max Zhang(Zhang Yi) Feb. 27, 2018

Reviewed by



Bart Xie(Xie Xiaobin)) Feb. 27, 2018

The results shown in this test report refer only to the sample(s) tested unless otherwise stated and the sample(s) are retained for 30 days only. The document is issued by AGC, this document cannot be reproduced except in full with our prior written permission. The more details and the authenticity of the report will be confirmed at <http://www.agc-cert.com>.

2. GENERAL INFORMATION

2.1. PRODUCT DESCRIPTION

The EUT is designed as “Dual band wireless adapter”. It is designed by way of utilizing the OFDM technology to achieve the system operation.

A major technical description of EUT is described as following

Operation Frequency	5150 MHz~5250MHz;5725 MHz~5850MHz
Output Power	IEEE 802.11a20:4.24Bm; IEEE 802.11n(20):3.65dBm; IEEE802.11n(40):3.77Bm; IEEE802.11ac(20):3.68Bm; IEEE802.11ac(40):3.55Bm; IEEE802.11ac(80):3.42Bm
Modulation	BPSK, QPSK, 16QAM, 64QAM, 128QAM, 256QAM,OFDM
Number of channels	15
Hardware Version	V1.0
Software Version	V1.0
Antenna Designation	Internal antenna and external antenna(Use of reverse SMA connector)
Number of transmit chain	2(802.11a used antenna 0, 802.11n20/n40/ac used two antennas)
Directional gain	All transmit signals are completely uncorrelated with each other
Antenna Gain	Internal antenna: 5dBi External antenna: 5dBi
Power Supply	DC5V

2.2. TABLE OF CARRIER FREQUENCIES

Frequency Band	Channel Number	Frequency	Frequency Band	Channel Number	Frequency
5150 MHz~5250MHz	36	5180 MHz	5725 MHz~5850MHz	149	5745 MHz
	38	5190 MHz		151	5755 MHz
	40	5200 MHz		153	5765 MHz
	42	5210 MHz		155	5775MHz
	44	5220 MHz		157	5785 MHz
	46	5230 MHz		159	5795 MHz
	48	5240 MHz		161	5805 MHz
					165

Note: For 20MHZ bandwidth system use Channel 36,40,44,48,149,153,157,161,165; For 40MHZ bandwidth system use Channel 38,46,151,159; For 80MHZ bandwidth system use Channel 42,155

The results shown in this test report refer only to the sample(s) tested unless otherwise stated and the sample(s) are retained for 30 days only. The document is issued by AGC, this document cannot be reproduced except in full with our prior written permission. The more details and the authenticity of the report will be confirmed at <http://www.agc-cert.com>.

2.3. RELATED SUBMITTAL(S) / GRANT (S)

This submittal(s) (test report) is intended for **FCC ID: 2AKC6XHT-WF6E** filing to comply with the FCC Part 15 requirements.

2.4. TEST METHODOLOGY

Both conducted and radiated testing was performed according to the procedures in ANSI C63.10 (2013).

Radiated testing was performed at an antenna to EUT distance 3 meters.

Others testing (listed at item 5.3) was performed according to the procedures in FCC Part 15.407 rules KDB 789033 D02

2.5. SPECIAL ACCESSORIES

Refer to section 5.2.

2.6. EQUIPMENT MODIFICATIONS

Not available for this EUT intended for grant.

The results shown in this test report refer only to the sample(s) tested unless otherwise stated and the sample(s) are retained for 30 days only. The document is issued by AGC, this document cannot be reproduced except in full with our prior written permission. The more details and the authenticity of the report will be confirmed at <http://www.agc-cert.com>.

3. MEASUREMENT UNCERTAINTY

The uncertainty is calculated using the methods suggested in the “Guide to the Expression of Uncertainty in measurement” (GUM) published by CISPR and ANSI.

- Uncertainty of Conducted Emission, $U_c = \pm 3.2$ dB
- Uncertainty of Radiated Emission below 1GHz, $U_c = \pm 3.9$ dB
- Uncertainty of Radiated Emission above 1GHz, $U_c = \pm 4.8$ dB

The results shown in this test report refer only to the sample(s) tested unless otherwise stated and the sample(s) are retained for 30 days only. The document is issued by AGC, this document cannot be reproduced except in full with our prior written permission. The more details and the authenticity of the report will be confirmed at <http://www.agc-cert.com>.

4. DESCRIPTION OF TEST MODES

Mode	Available channel	Tested channel	Modulation	Date rate(Mbps)
802.11a/n20/ac20	36,40,44,48,149,153,157,161,165	36,38,48,149, 157,165	OFDM	6/6.5
802.11n40/ac40	38,46,151,159	38,46, 151,159	OFDM	13.5
802.11ac80	42,155	42,155	OFDM	13.5

Note:

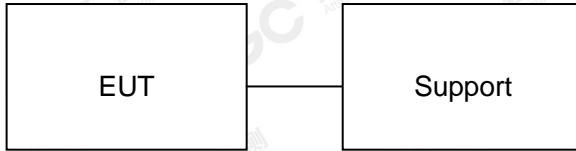
1. The EUT has been set to operate continuously on tested channel individually, and the EUT is operating at its maximum duty cycle > or equal 98%
2. All modes under which configure applicable have been tested and the worst mode test data recording in the test report, if no other mode data.

The results shown in this test report refer only to the sample(s) tested unless otherwise stated and the sample(s) are retained for 30 days only. The document is issued by AGC, this document cannot be reproduced except in full with our prior written permission. The more details and the authenticity of the report will be confirmed at <http://www.agc-cert.com>.

5. SYSTEM TEST CONFIGURATION

5.1. CONFIGURATION OF EUT SYSTEM

Configure 1:



5.2. EQUIPMENT USED IN EUT SYSTEM

Item	Equipment	Model No.	ID or Specification	Remark
1	Dual band wireless adapter	XHT-6B06	2AKC6XHT-WF6E	EUT
2	PC	HP Pavilion 15	N/A	Support
3	PC adapter	HP 4411SS G4	DC19V/4.74A	Support

5.3. SUMMARY OF TEST RESULTS

FCC RULES	DESCRIPTION OF TEST	RESULT
§15.407	6dB Bandwidth	Compliant
§15.407	Emission Bandwidth	Compliant
§15.407	Maximum conducted output power	Compliant
§15.407	Conducted Spurious Emission	Compliant
§15.407	Maximum Conducted Output Power Density	Compliant
§15.209	Radiated Emission	Compliant
§15.407	Band Edges	Compliant
§15.207	Line Conduction Emission	Compliant

The results shown in this test report refer only to the sample(s) tested unless otherwise stated and the sample(s) are retained for 30 days only. The document is issued by AGC, this document cannot be reproduced except in full with our prior written permission. The more details and the authenticity of the report will be confirmed at <http://www.agc-cert.com>.

6. TEST FACILITY

Test Site	Attestation of Global Compliance (Shenzhen) Co., Ltd
Location	1-2F., Bldg.2, No.1-4, Chaxi Sanwei Technical Industrial Park, Gushu, Xixiang, Bao'an District B112-B113, Bldg.12, Baoan Bldg Materials Center, No.1 of Xixiang Inner Ring Road, Baoan District, Shenzhen 518012
NVLAP LAB CODE	600153-0
Designation Number	CN5028
FCC Test Firm Registration Number	682566
Description	Attestation of Global Compliance(Shenzhen) Co., Ltd is accredited by National Voluntary Laboratory Accreditation program, NVLAP Code 600153-0

TEST EQUIPMENT OF CONDUCTED EMISSION TEST

Equipment	Manufacturer	Model	S/N	Cal. Date	Cal. Due
TEST RECEIVER	R&S	ESPI	101206	Jun.20, 2017	Jun.19, 2018
LISN	R&S	ESH2-Z5	100086	Aug.21, 2017	Aug.20, 2018

TEST EQUIPMENT OF RADIATED EMISSION TEST

Equipment	Manufacturer	Model	S/N	Cal. Date	Cal. Due
TEST RECEIVER	R&S	ESCI	10096	Jun.20, 2017	Jun.19, 2018
EXA Signal Analyzer	Aglient	N9010A	MY53470504	Dec.08, 2017	Dec.07, 2018
Power sensor	Aglient	U2021XA	MY54110007	Sep.21, 2017	Sep.20, 2018
Horn antenna	SCHWARZBECK	BBHA 9170	#768	Sep.20, 2017	Sep.19, 2018
preamplifier	ChengYi	EMC184045SE	980508	Sep.15, 2017	Sep.14, 2018
Active loop antenna (9K-30MHz)	A.H.	SAS-562B	N/A	Mar.01, 2016	Feb.28, 2018
Double-Ridged Waveguide Horn	ETS LINDGREN	3117	00034609	May.18, 2017	May.17, 2019
Broadband Preamplifier	SCHWARZBECK	BBV 9718	9718-205	Jun.20, 2017	Jun.19, 2018
ANTENNA	SCHWARZBECK	VULB9168	D69250	Sep.28, 2017	Sep.27, 2018

The results shown in this test report refer only to the sample(s) tested unless otherwise stated and the sample(s) are retained for 30 days only. The document is issued by AGC, this document cannot be reproduced except in full with our prior written permission. The more details and the authenticity of the report will be confirmed at <http://www.agc-cert.com>.

7. MAXIMUM CONDUCTED OUTPUT POWER

7.1. MEASUREMENT PROCEDURE

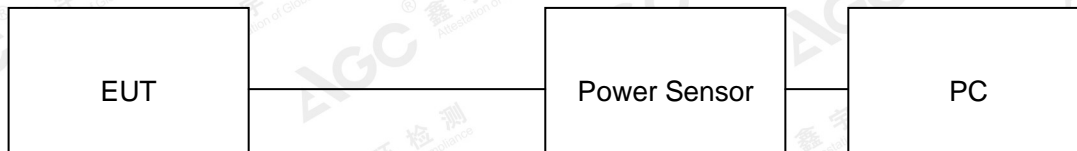
For average power test:

1. Connect EUT RF output port to power sensor through an RF attenuator.
2. Connect the power sensor to the PC.
3. Set the EUT Work on the top, the middle and the bottom operation frequency individually.
4. Record the maximum power from the software.

Note : The EUT was tested according to KDB 789033 for compliance to FCC 47CFR 15.407 requirements.

7.2. TEST SET-UP

AVERAGE POWER SETUP



The results shown in this test report refer only to the sample(s) tested unless otherwise stated and the sample(s) are retained for 30 days only. The document is issued by AGC, this document cannot be reproduced except in full with our prior written permission. The more details and the authenticity of the report will be confirmed at <http://www.agc-cert.com>.

7.3. LIMITS AND MEASUREMENT RESULT

LIMITS AND MEASUREMENT RESULT FOR 802.11A20 MODULATION			
Frequency (MHz)	Average Power (dBm)	Applicable Limits (dBm)	Pass or Fail
5180	4.24	24	Pass
5200	3.94	24	Pass
5240	4.11	24	Pass
5745	3.84	30	Pass
5785	3.74	30	Pass
5825	3.95	30	Pass

LIMITS AND MEASUREMENT RESULT FOR 802.11N20 MODULATION					
Frequency (MHz)	Average Power Chain 0(dBm)	Average Power Chain 1(dBm)	Average Power Total(dBm)	Applicable Limits (dBm)	Pass or Fail
5180	0.85	0.42	3.65	24	Pass
5200	0.71	0.36	3.55	24	Pass
5240	0.68	0.29	3.50	24	Pass
5745	0.74	0.38	3.57	30	Pass
5785	0.68	0.32	3.51	30	Pass
5825	0.61	0.25	3.44	30	Pass

LIMITS AND MEASUREMENT RESULT FOR 802.11AC20 MODULATION					
Frequency (MHz)	Average Power Chain 0(dBm)	Average Power Chain 1(dBm)	Average Power Total(dBm)	Applicable Limits (dBm)	Pass or Fail
5180	0.88	0.64	3.77	24	Pass
5200	0.82	0.57	3.71	24	Pass
5240	0.74	0.55	3.66	24	Pass
5745	0.76	0.45	3.62	30	Pass
5785	0.68	0.39	3.55	30	Pass
5825	0.64	0.38	3.52	30	Pass

The results shown in this test report refer only to the sample(s) tested unless otherwise stated and the sample(s) are retained for 30 days only. The document is issued by AGC, this document cannot be reproduced except in full with our prior written permission. The more details and the authenticity of the report will be confirmed at <http://www.agc-cert.com>.

LIMITS AND MEASUREMENT RESULT FOR 802.11N40 MODULATION					
Frequency (MHz)	Average Power Chain 0(dBm)	Average Power Chain 1(dBm)	Average Power Total(dBm)	Applicable Limits (dBm)	Pass or Fail
5190	0.65	0.57	3.62	24	Pass
5230	0.72	0.61	3.68	24	Pass
5755	0.58	0.48	3.54	30	Pass
5795	0.61	0.52	3.58	30	Pass

LIMITS AND MEASUREMENT RESULT FOR 802.11AC40 MODULATION					
Frequency (MHz)	Average Power Chain 0(dBm)	Average Power Chain 1(dBm)	Average Power Total(dBm)	Applicable Limits (dBm)	Pass or Fail
5190	0.61	0.39	3.51	24	Pass
5230	0.65	0.42	3.55	24	Pass
5755	0.52	0.35	3.45	30	Pass
5795	0.57	0.38	3.49	30	Pass

LIMITS AND MEASUREMENT RESULT FOR 802.11AC80 MODULATION					
Frequency (MHz)	Average Power Chain 0(dBm)	Average Power Chain 1(dBm)	Average Power Total(dBm)	Applicable Limits (dBm)	Pass or Fail
5210	0.45	0.38	3.43	24	Pass
5775	0.29	0.21	3.26	30	Pass

The results shown in this test report refer only to the sample(s) tested unless otherwise stated and the sample(s) are retained for 30 days only. The document is issued by AGC, this document cannot be reproduced except in full with our prior written permission. The more details and the authenticity of the report will be confirmed at <http://www.agc-cert.com>.

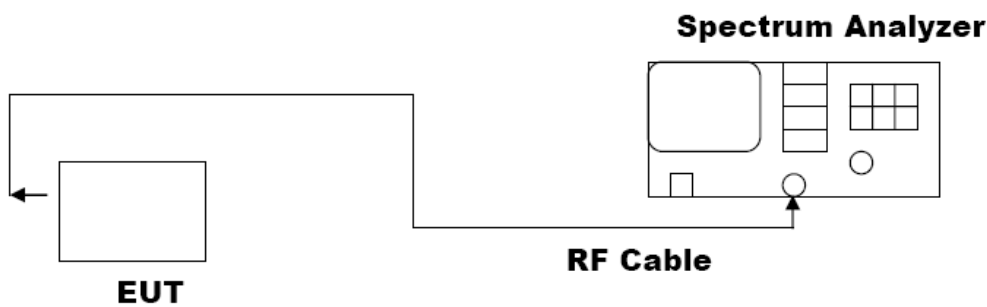
8. 6dB BANDWIDTH

8.1. MEASUREMENT PROCEDURE

1. Connect EUT RF output port to the Spectrum Analyzer through an RF attenuator
2. Set the EUT Work on operation frequency individually.
3. Set RBW = 100kHz.
4. Set the VBW $\geq 3 \times$ RBW. Detector = Peak. Trace mode = max hold.
5. Measure the maximum width of the emission that is 6 dB down from the peak of the emission.

Note: The EUT was tested according to KDB 789033 for compliance to FCC 47CFR 15.407 requirements.

8.2. TEST SET-UP (BLOCK DIAGRAM OF CONFIGURATION)



The results shown in this test report refer only to the sample(s) tested unless otherwise stated and the sample(s) are retained for 30 days only. The document is issued by AGC, this document cannot be reproduced except in full with our prior written permission. The more details and the authenticity of the report will be confirmed at <http://www.agc-cert.com>.

8.3. LIMITS AND MEASUREMENT RESULTS

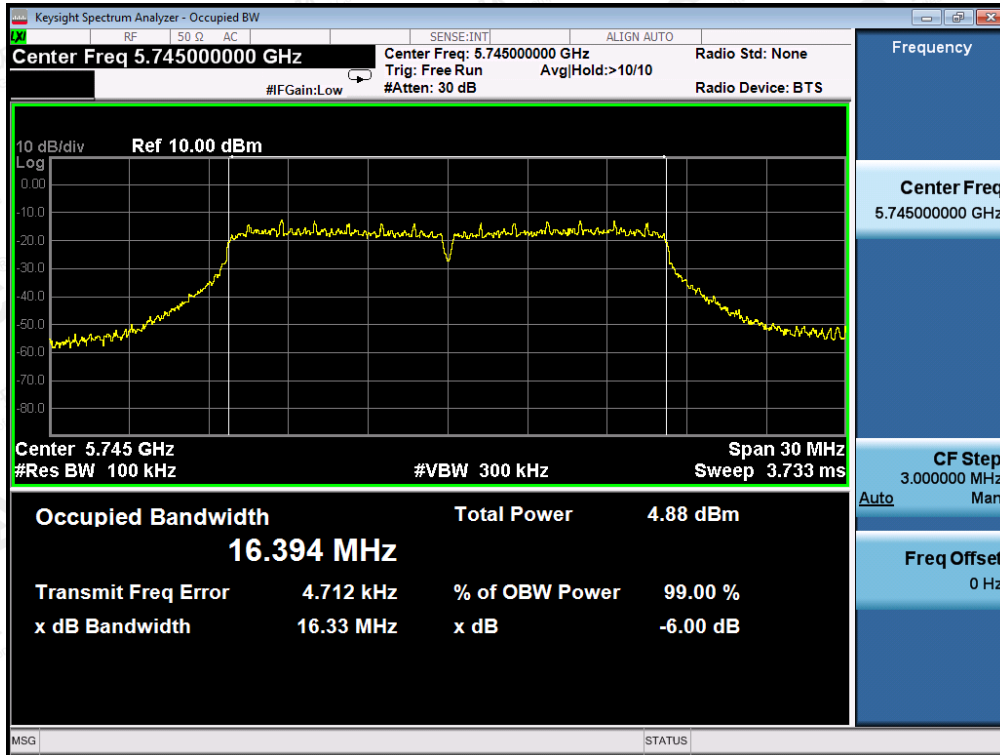
LIMITS AND MEASUREMENT RESULT FOR 802.11A20 MODULATION			
Applicable Limits	Applicable Limits		
	Test Data (MHz)		Criteria
>500KHZ	5745MHz	16.33	PASS
	5785MHz	16.03	PASS
	5825MHz	15.32	PASS

LIMITS AND MEASUREMENT RESULT FOR 802.11N20/40 MODULATION			
Applicable Limits	Applicable Limits		
	Test Data (MHz)		Criteria
>500KHZ	5745MHz	17.06	PASS
	5785MHz	16.33	PASS
	5825MHz	15.09	PASS
	5755MHz	35.67	PASS
	5795MHz	35.45	PASS

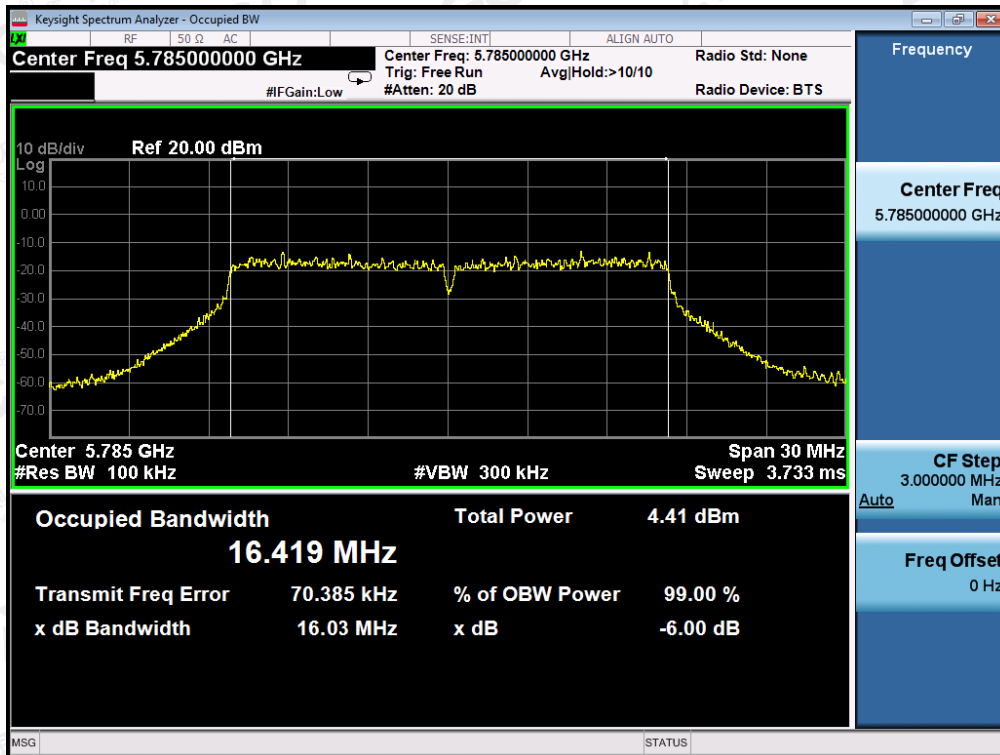
LIMITS AND MEASUREMENT RESULT FOR 802.11AC20/40/80 MODULATION			
Applicable Limits	Applicable Limits		
	Test Data (MHz)		Criteria
>500KHZ	5745MHz	17.50	PASS
	5785MHz	16.35	PASS
	5825MHz	14.68	PASS
	5755MHz	35.73	PASS
	5795MHz	35.70	PASS
	5775MHz	75.39	PASS

The results shown in this test report refer only to the sample(s) tested unless otherwise stated and the sample(s) are retained for 30 days only. The document is issued by AGC, this document cannot be reproduced except in full with our prior written permission. The more details and the authenticity of the report will be confirmed at <http://www.agc-cert.com>.

802.11a20 TEST RESULT
TEST PLOT OF BANDWIDTH FOR 5745MHZ

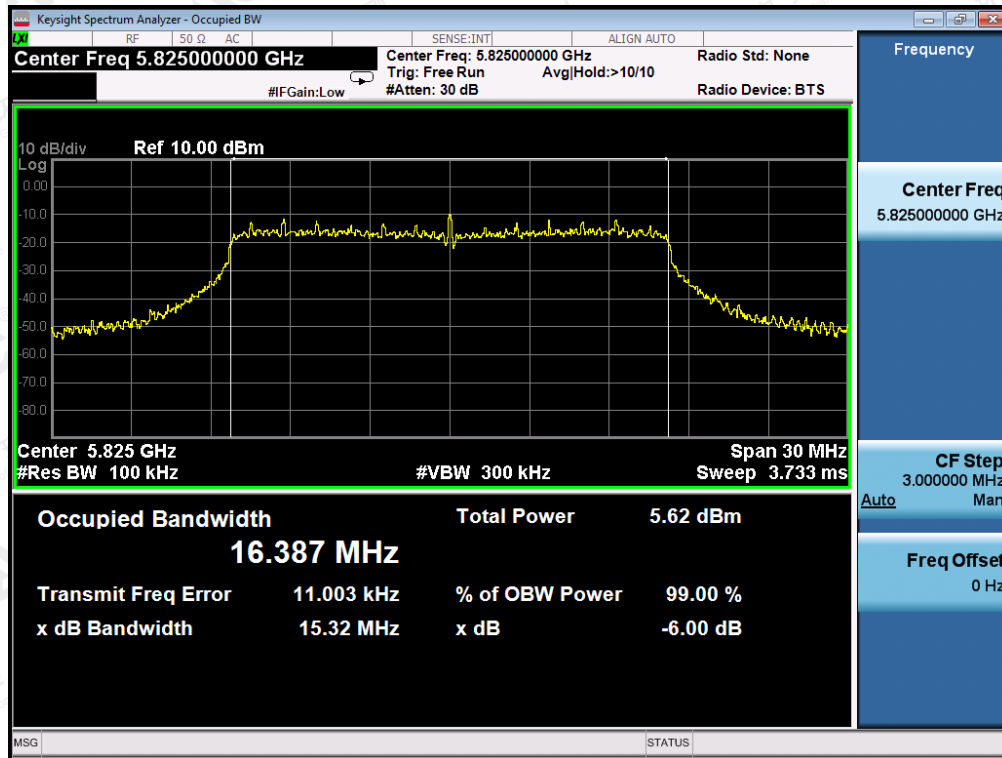


TEST PLOT OF BANDWIDTH FOR 5785MHZ



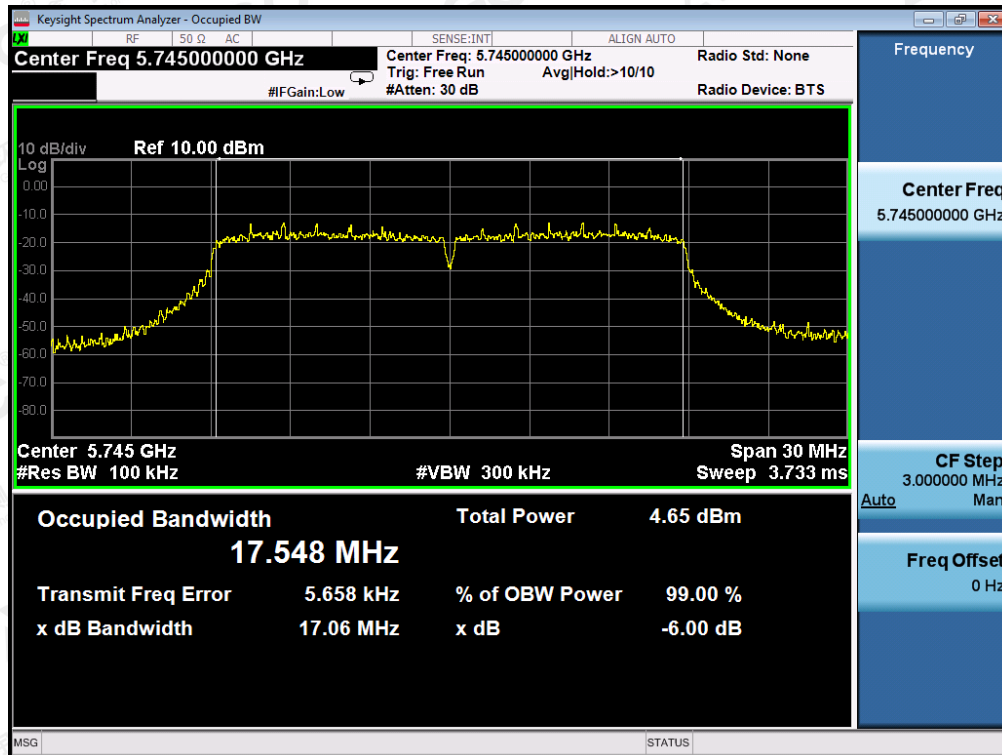
The results shown in this test report refer only to the sample(s) tested unless otherwise stated and the sample(s) are retained for 30 days only. The document is issued by AGC, this document cannot be reproduced except in full with our prior written permission. The more details and the authenticity of the report will be confirmed at <http://www.agc-cert.com>.

TEST PLOT OF BANDWIDTH FOR 5825MHZ



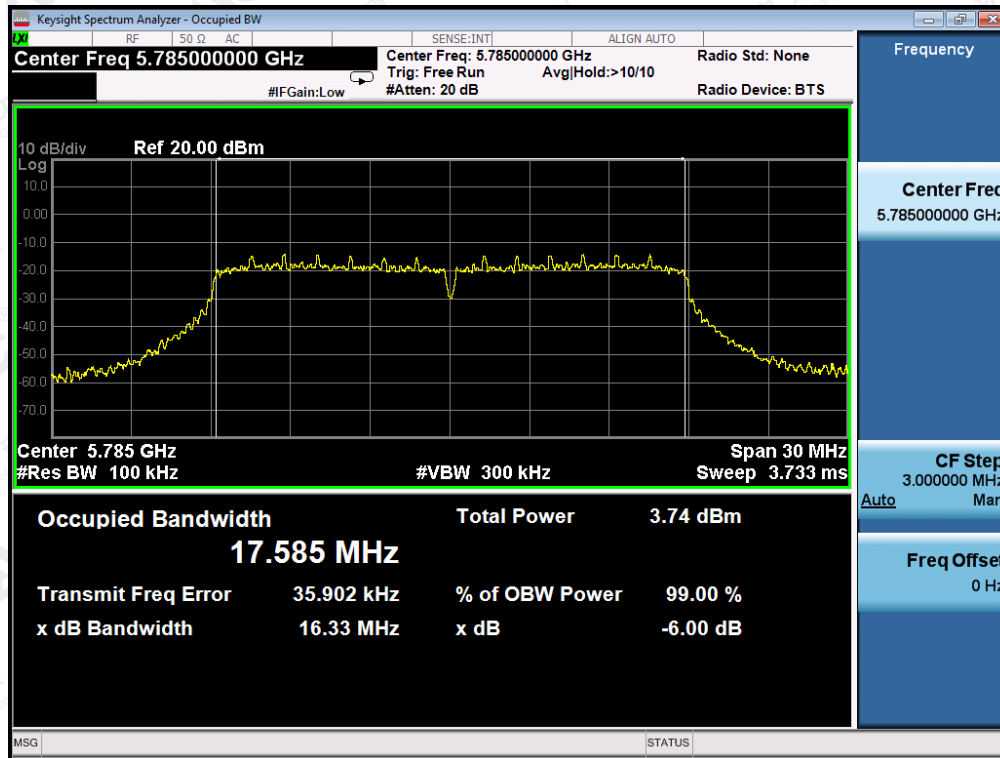
802.11n20 TEST RESULT

TEST PLOT OF BANDWIDTH FOR 5745MHZ

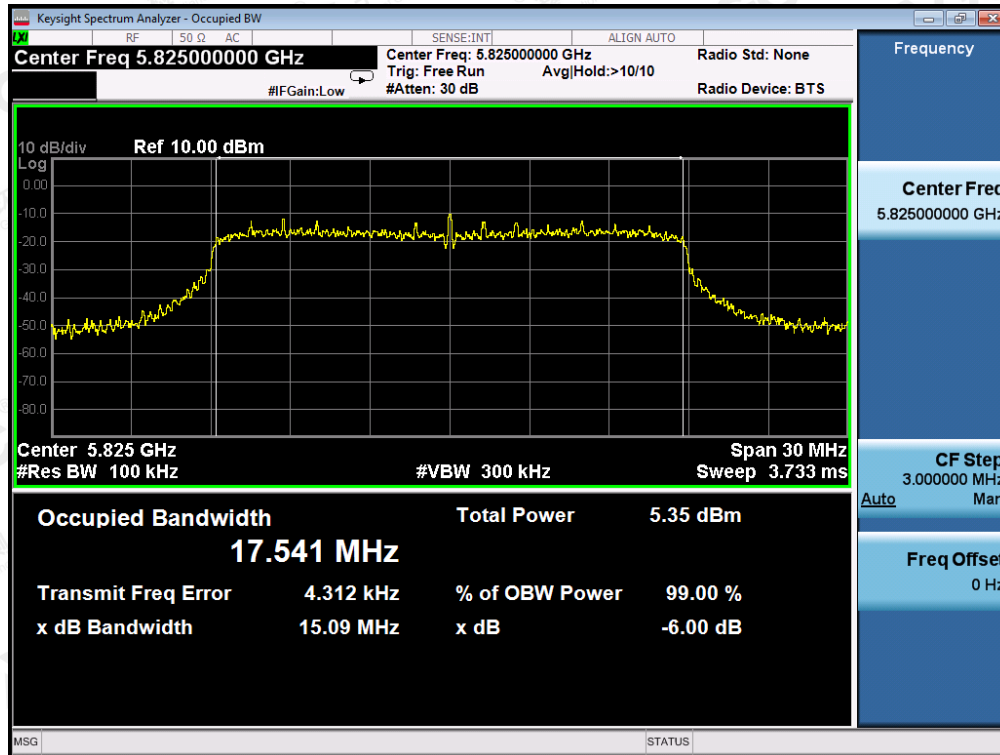


The results shown in this test report refer only to the sample(s) tested unless otherwise stated and the sample(s) are retained for 30 days only. The document is issued by AGC, this document cannot be reproduced except in full with our prior written permission. The more details and the authenticity of the report will be confirmed at <http://www.agc-cert.com>.

TEST PLOT OF BANDWIDTH FOR 5785MHz

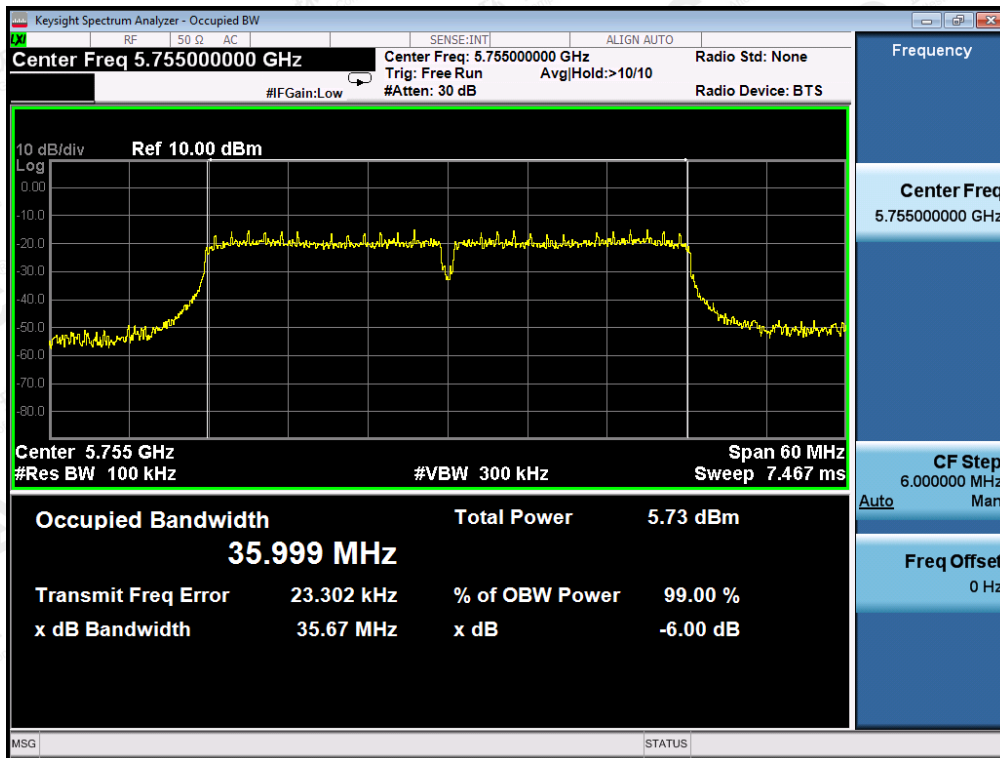


TEST PLOT OF BANDWIDTH FOR 5825MHz

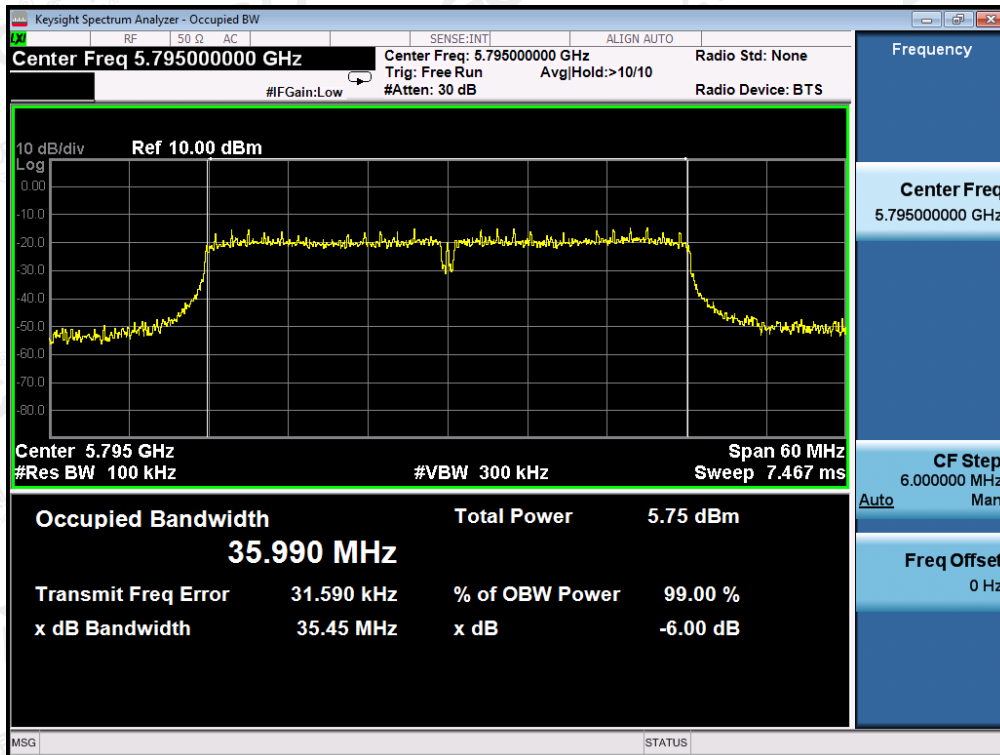


The results shown in this test report refer only to the sample(s) tested unless otherwise stated and the sample(s) are retained for 30 days only. The document is issued by AGC, this document cannot be reproduced except in full with our prior written permission. The more details and the authenticity of the report will be confirmed at <http://www.agc-cert.com>.

802.11n40 TEST RESULT
TEST PLOT OF BANDWIDTH FOR 5755MHz

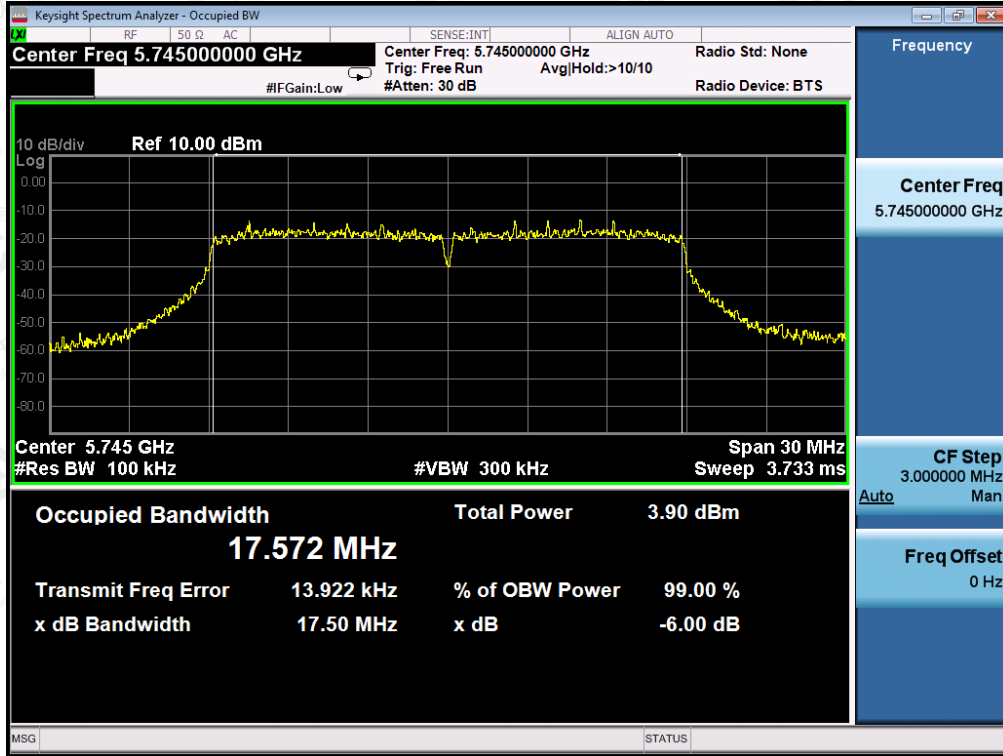


TEST PLOT OF BANDWIDTH FOR 5795MHz

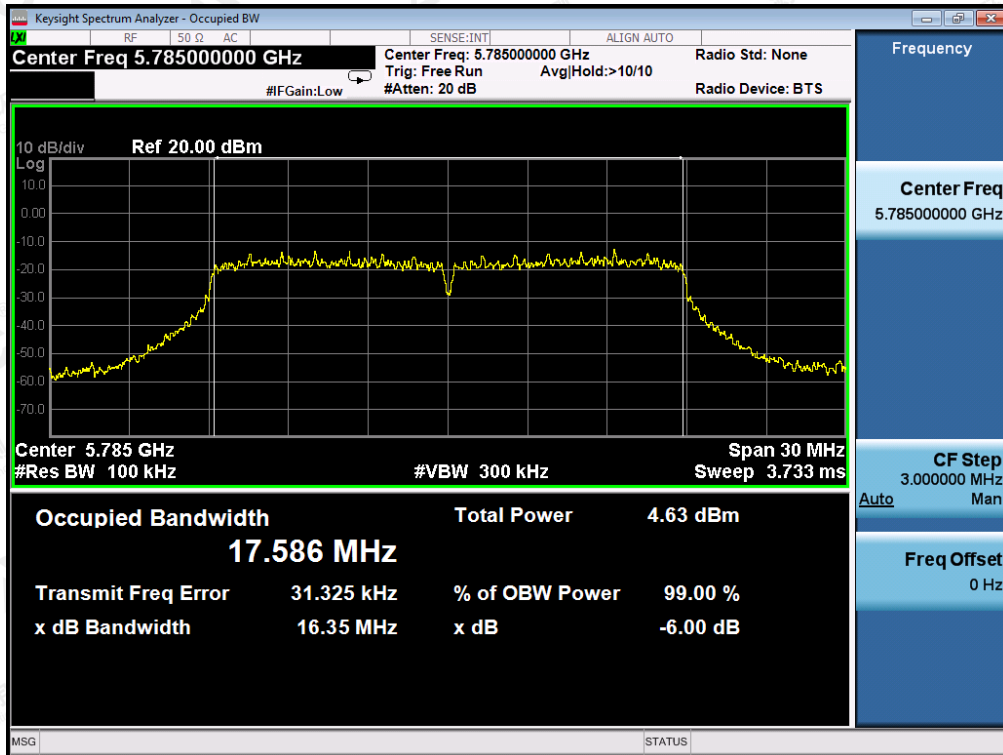


The results shown in this test report refer only to the sample(s) tested unless otherwise stated and the sample(s) are retained for 30 days only. The document is issued by AGC, this document cannot be reproduced except in full with our prior written permission. The more details and the authenticity of the report will be confirmed at <http://www.agc-cert.com>.

802.11ac20 TEST RESULT
TEST PLOT OF BANDWIDTH FOR 5745MHz

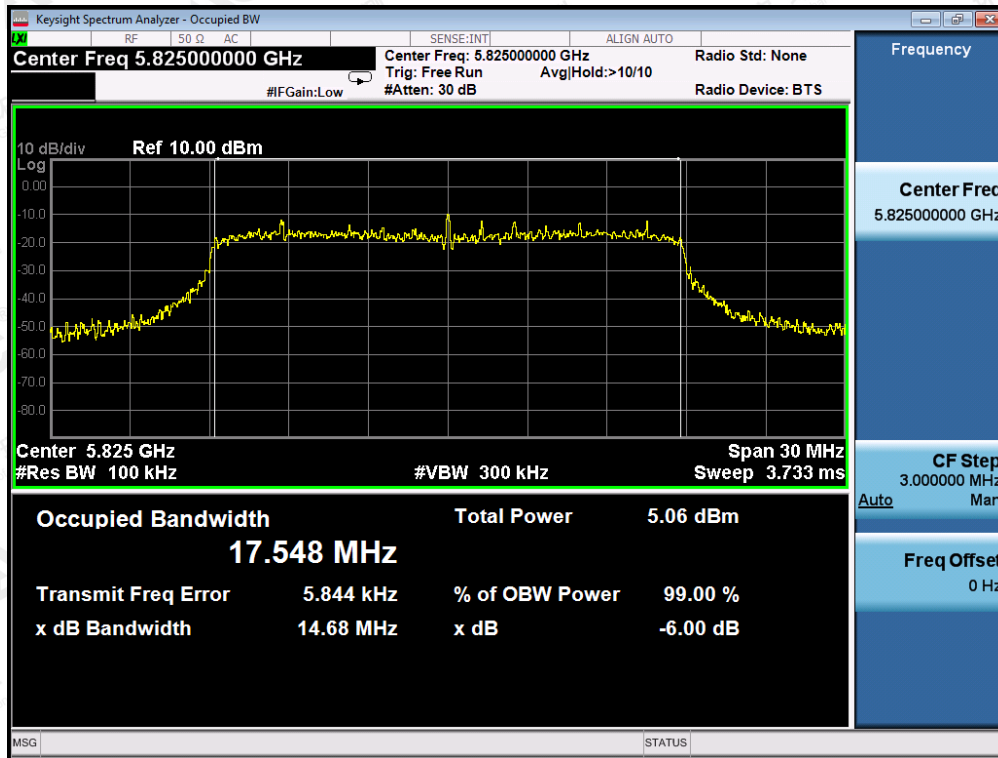


TEST PLOT OF BANDWIDTH FOR 5785MHz



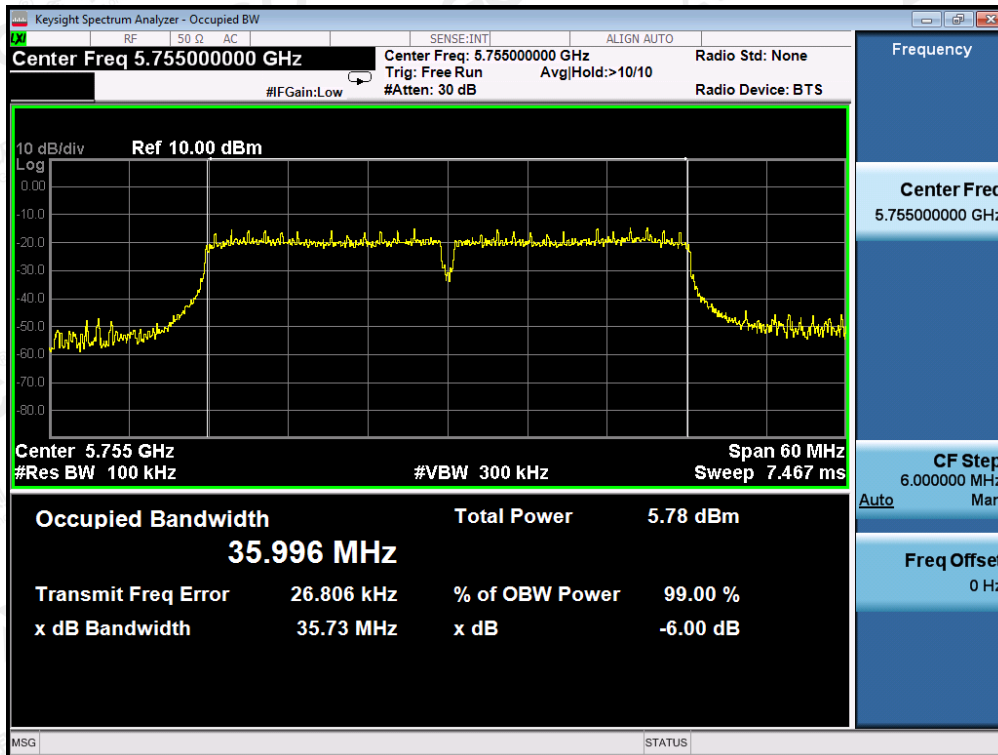
The results shown in this test report refer only to the sample(s) tested unless otherwise stated and the sample(s) are retained for 30 days only. The document is issued by AGC, this document cannot be reproduced except in full with our prior written permission. The more details and the authenticity of the report will be confirmed at <http://www.agc-cert.com>.

TEST PLOT OF BANDWIDTH FOR 5825MHZ



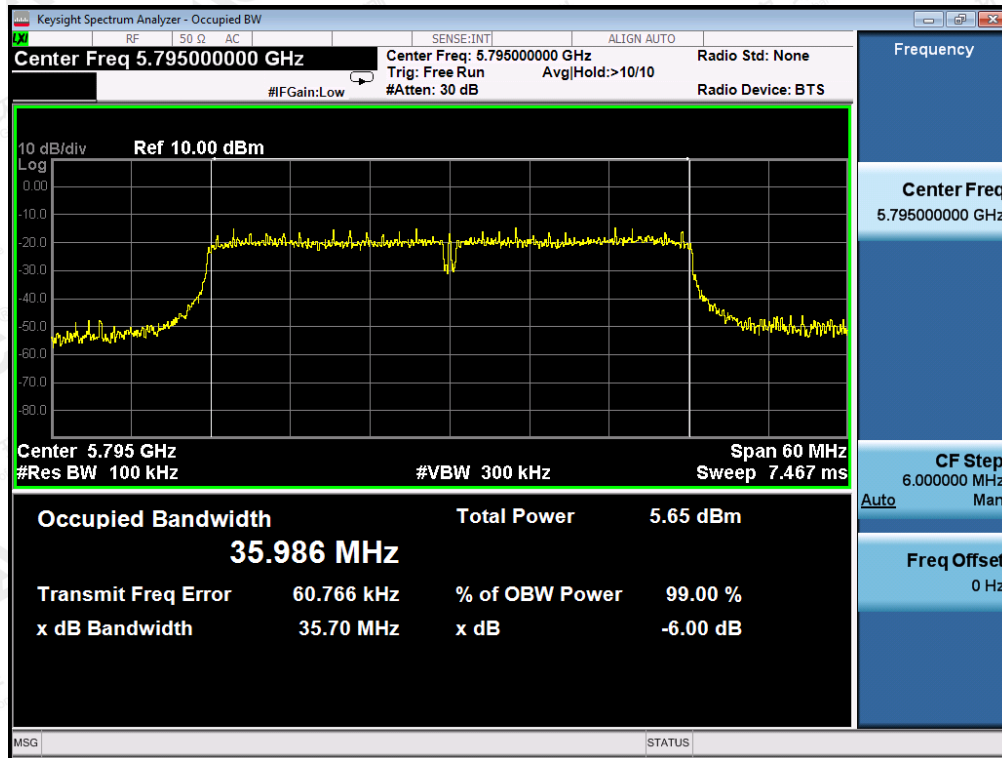
802.11ac40 TEST RESULT

TEST PLOT OF BANDWIDTH FOR 5755MHZ



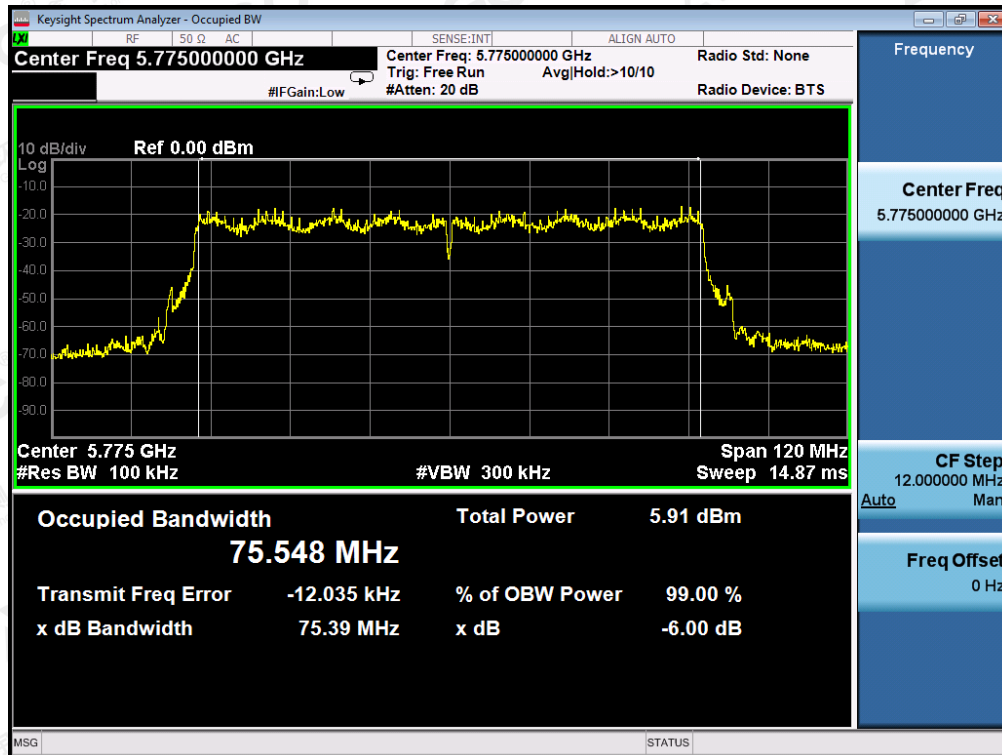
The results shown in this test report refer only to the sample(s) tested unless otherwise stated and the sample(s) are retained for 30 days only. The document is issued by AGC, this document cannot be reproduced except in full with our prior written permission. The more details and the authenticity of the report will be confirmed at <http://www.agc-cert.com>.

TEST PLOT OF BANDWIDTH FOR 5795MHz



802.11ac80 TEST RESULT

TEST PLOT OF BANDWIDTH FOR 5775MHz



The results shown in this test report refer only to the sample(s) tested unless otherwise stated and the sample(s) are retained for 30 days only. The document is issued by AGC, this document cannot be reproduced except in full with our prior written permission. The more details and the authenticity of the report will be confirmed at <http://www.agc-cert.com>.

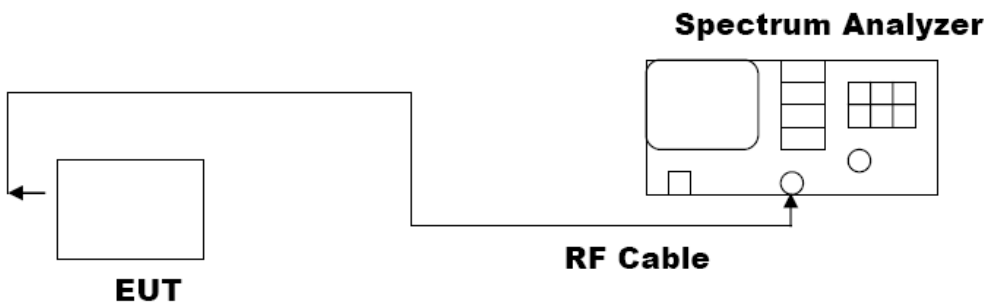
9. EMISSION BANDWIDTH

9.1. MEASUREMENT PROCEDURE

- Set RBW = approximately 1% of the emission bandwidth.
 - Set the VBW > RBW.
 - Detector = Peak.
 - Trace mode = max hold.
 - Measure the maximum width of the emission that is 26 dB down from the maximum of the emission.
- Compare this with the RBW setting of the analyzer. Readjust RBW and repeat measurement as needed until the RBW/EBW ratio is approximately 1%.

Note: The EUT was tested according to KDB 789033 for compliance to FCC 47CFR 15.407 requirements.

9.2. TEST SET-UP (BLOCK DIAGRAM OF CONFIGURATION)



The results shown in this test report refer only to the sample(s) tested unless otherwise stated and the sample(s) are retained for 30 days only. The document is issued by AGC, this document cannot be reproduced except in full with our prior written permission. The more details and the authenticity of the report will be confirmed at <http://www.agc-cert.com>.

9.3. LIMITS AND MEASUREMENT RESULTS

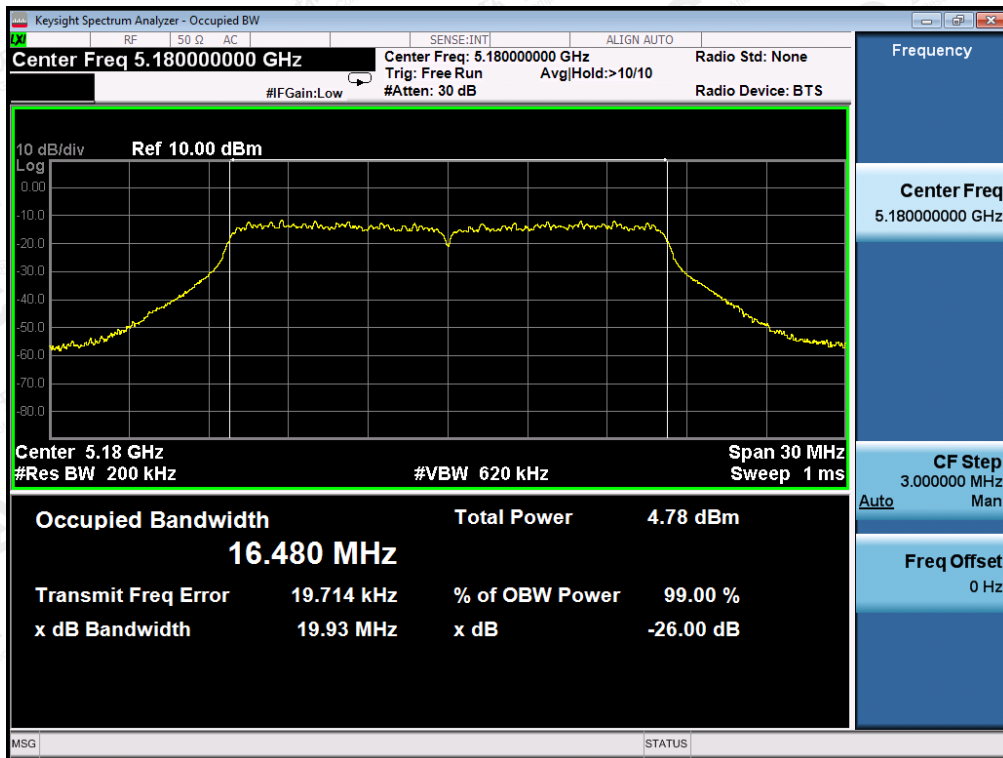
LIMITS AND MEASUREMENT RESULT FOR 802.11A20 MODULATION			
Applicable Limits	Applicable Limits		
	Test Data (MHz)		Criteria
Within the Band	5180MHz	19.93	PASS
	5200MHz	19.99	PASS
	5240MHz	19.79	PASS

LIMITS AND MEASUREMENT RESULT FOR 802.11N20/40 MODULATION			
Applicable Limits	Applicable Limits		
	Test Data (MHz)		Criteria
Within the Band	5180MHz	20.19	PASS
	5200MHz	20.41	PASS
	5240MHz	20.13	PASS
	5190MHz	41.60	PASS
	5230MHz	41.57	PASS

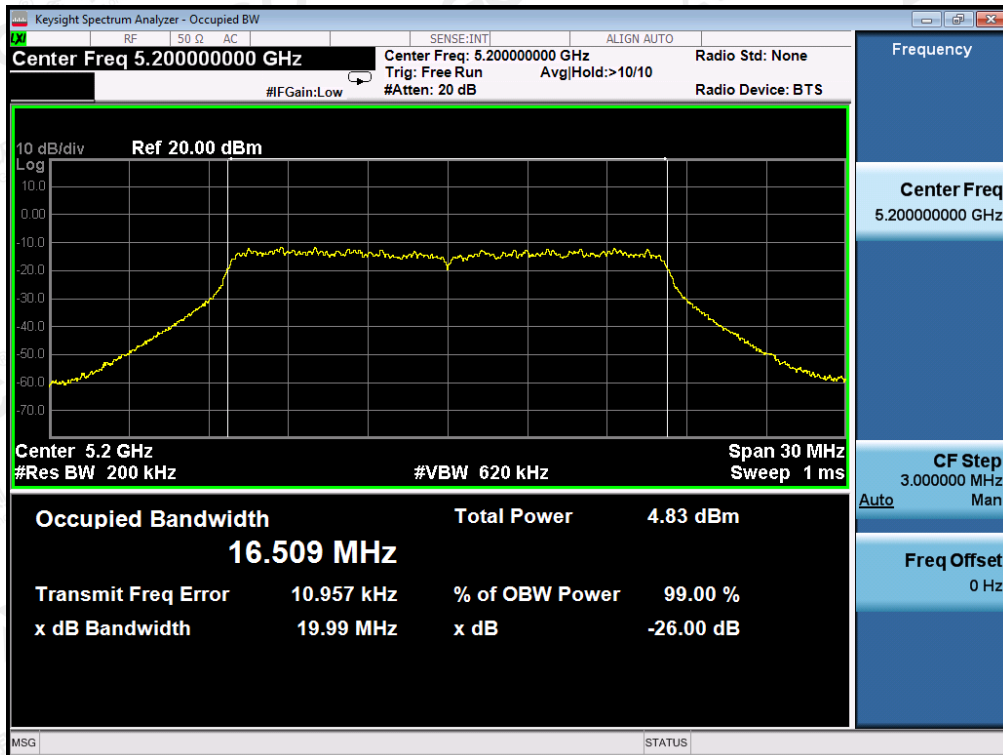
LIMITS AND MEASUREMENT RESULT FOR 802.11AC80 MODULATION			
Applicable Limits	Applicable Limits		
	Test Data (MHz)		Criteria
Within the Band	5180MHz	20.27	PASS
	5200MHz	20.52	PASS
	5240MHz	20.14	PASS
	5190MHz	41.03	PASS
	5230MHz	41.20	PASS
	5210MHz	82.66	PASS

The results shown in this test report refer only to the sample(s) tested unless otherwise stated and the sample(s) are retained for 30 days only. The document is issued by AGC, this document cannot be reproduced except in full with our prior written permission. The more details and the authenticity of the report will be confirmed at <http://www.agc-cert.com>.

802.11a20 TEST RESULT
TEST PLOT OF BANDWIDTH FOR 5180MHz

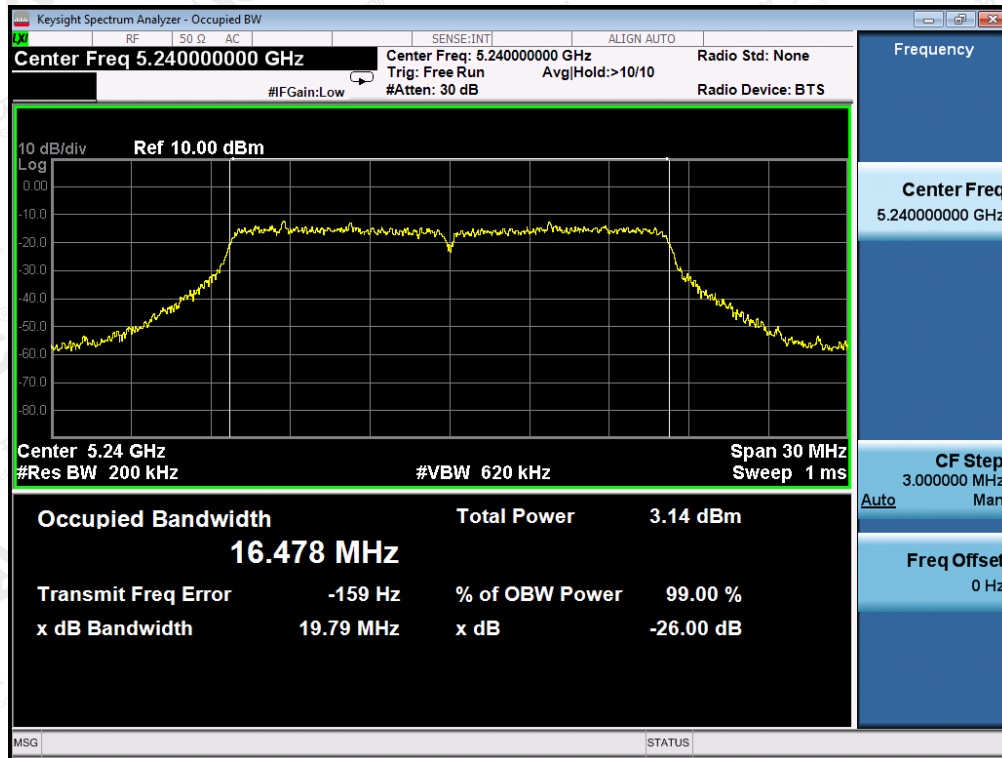


TEST PLOT OF BANDWIDTH FOR 5200MHz



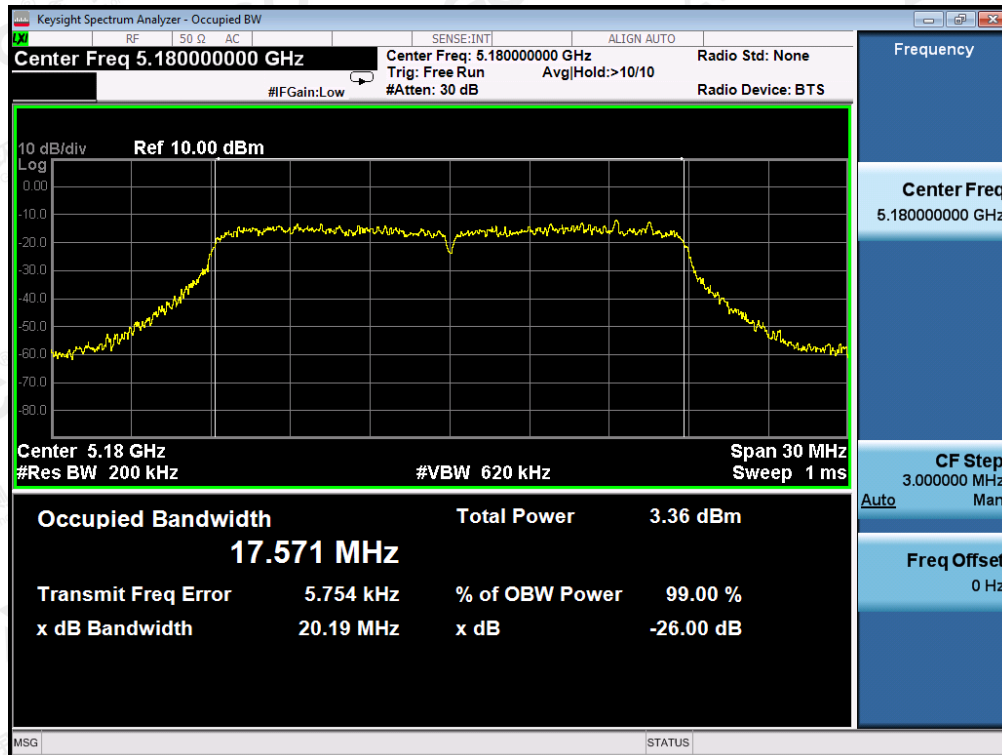
The results shown in this test report refer only to the sample(s) tested unless otherwise stated and the sample(s) are retained for 30 days only. The document is issued by AGC, this document cannot be reproduced except in full with our prior written permission. The more details and the authenticity of the report will be confirmed at <http://www.agc-cert.com>.

TEST PLOT OF BANDWIDTH FOR 5240MHz



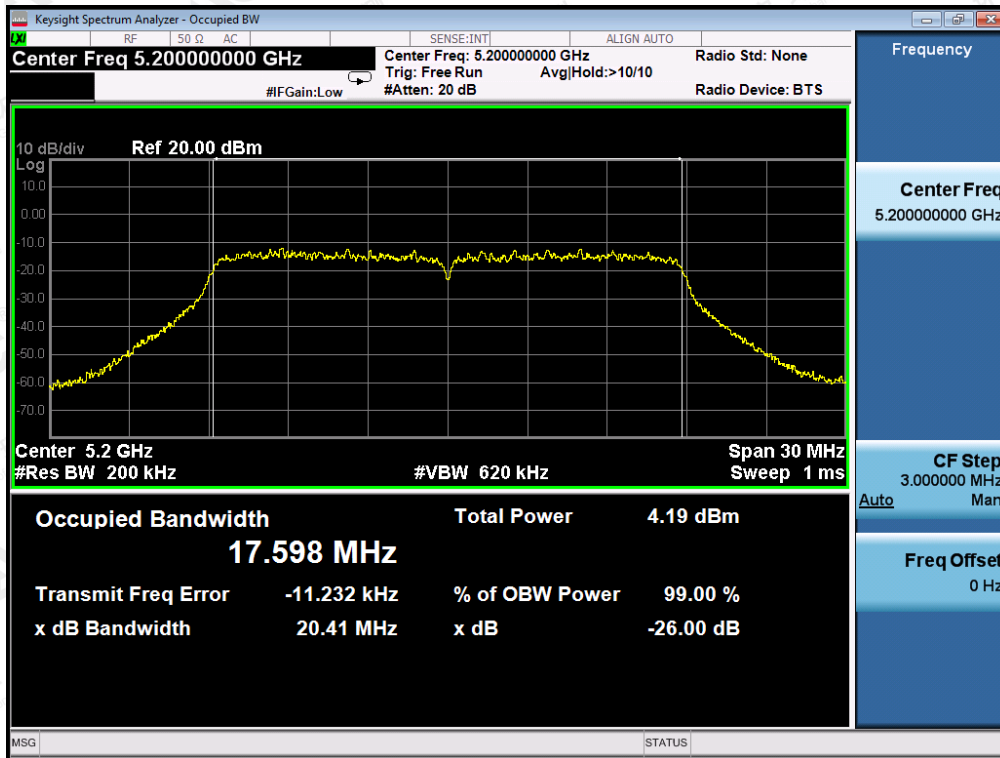
802.11n20 TEST RESULT

TEST PLOT OF BANDWIDTH FOR 5180MHz

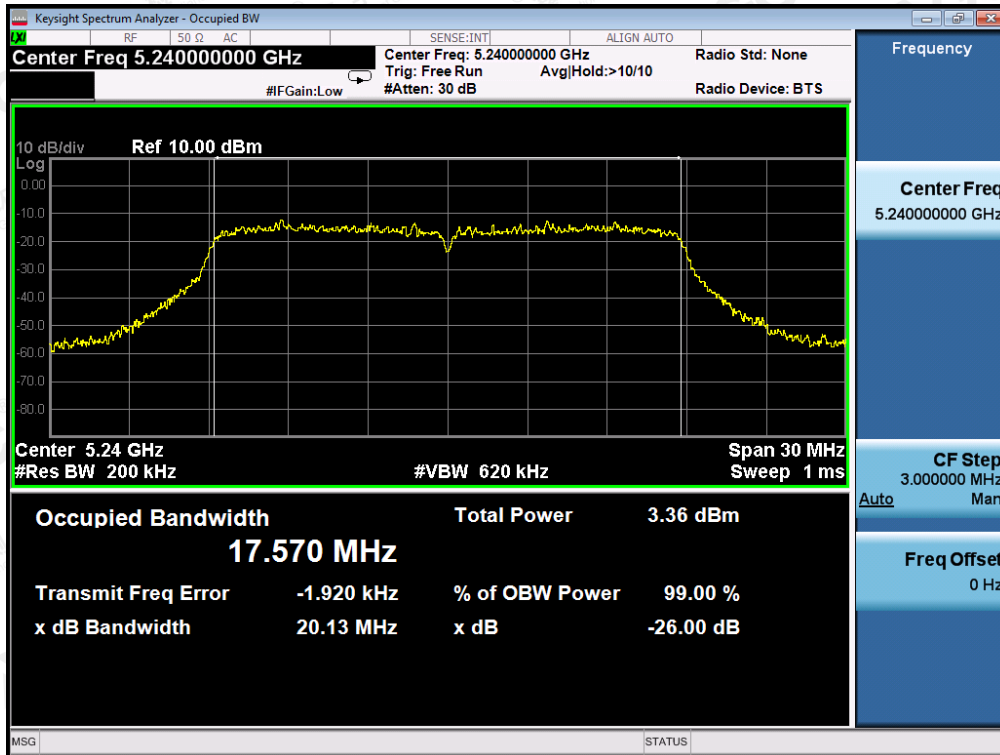


The results shown in this test report refer only to the sample(s) tested unless otherwise stated and the sample(s) are retained for 30 days only. The document is issued by AGC, this document cannot be reproduced except in full with our prior written permission. The more details and the authenticity of the report will be confirmed at <http://www.agc-cert.com>.

TEST PLOT OF BANDWIDTH FOR 5200MHZ

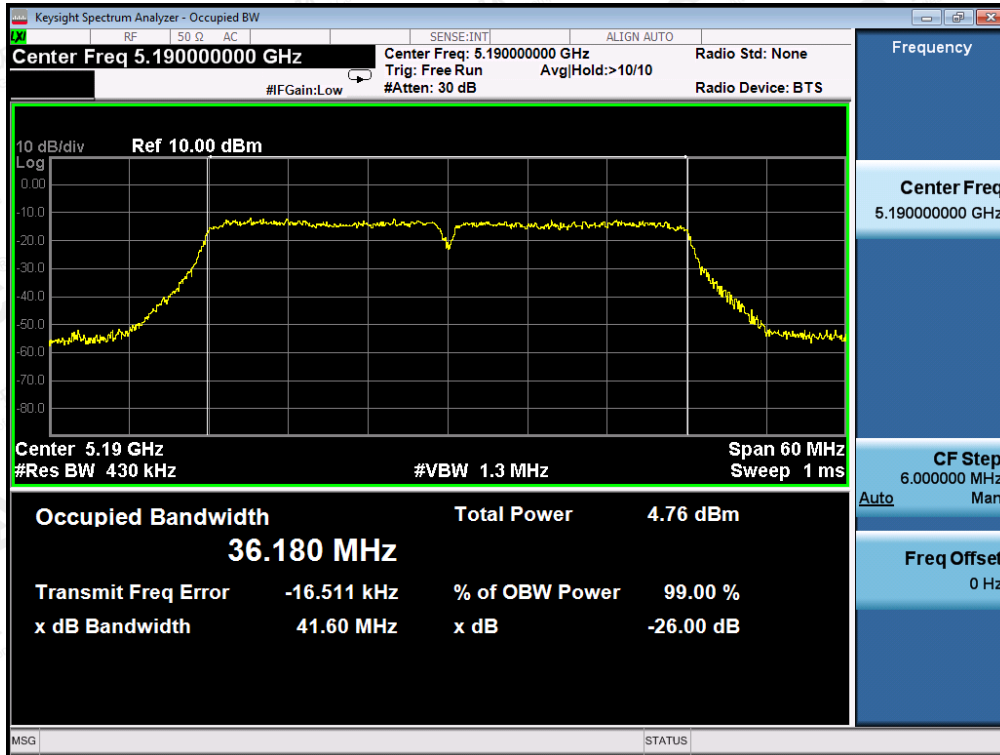


TEST PLOT OF BANDWIDTH FOR 5240MHZ

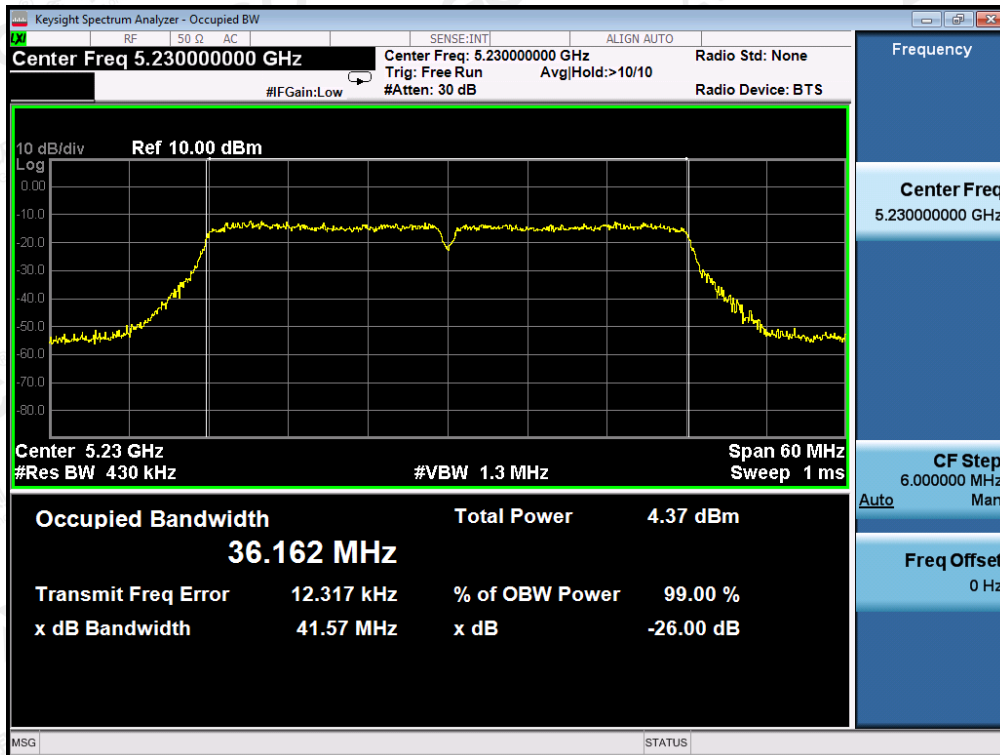


The results shown in this test report refer only to the sample(s) tested unless otherwise stated and the sample(s) are retained for 30 days only. The document is issued by AGC, this document cannot be reproduced except in full with our prior written permission. The more details and the authenticity of the report will be confirmed at <http://www.agc-cert.com>.

802.11n40 TEST RESULT
TEST PLOT OF BANDWIDTH FOR 5190MHz

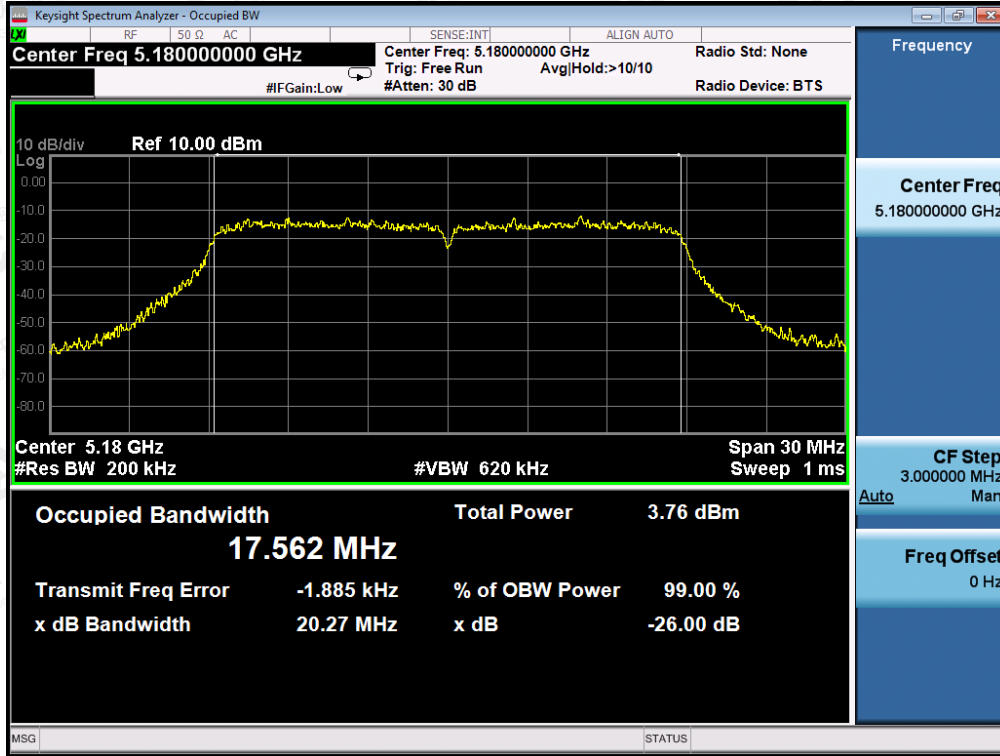


TEST PLOT OF BANDWIDTH FOR 5230MHz

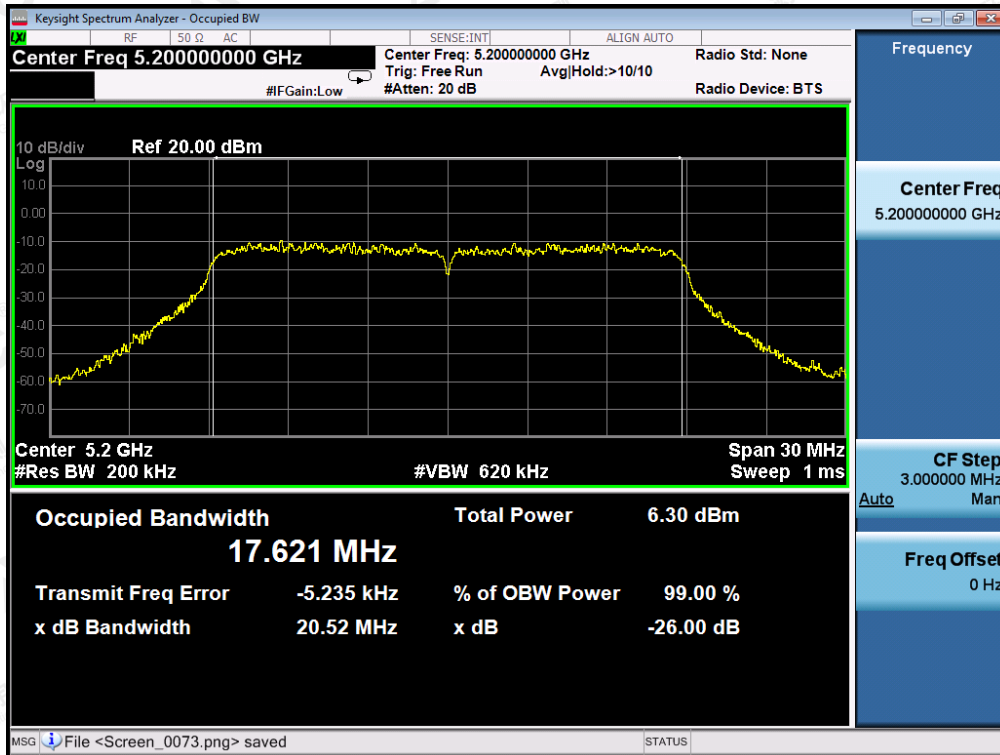


The results shown in this test report refer only to the sample(s) tested otherwise stated and the sample(s) are retained for 30 days only. The document is issued by AGC, this document cannot be reproduced except in full with our prior written permission. The more details and the authenticity of the report will be confirmed at <http://www.agc-cert.com>.

802.11ac20 TEST RESULT
TEST PLOT OF BANDWIDTH FOR 5180MHz

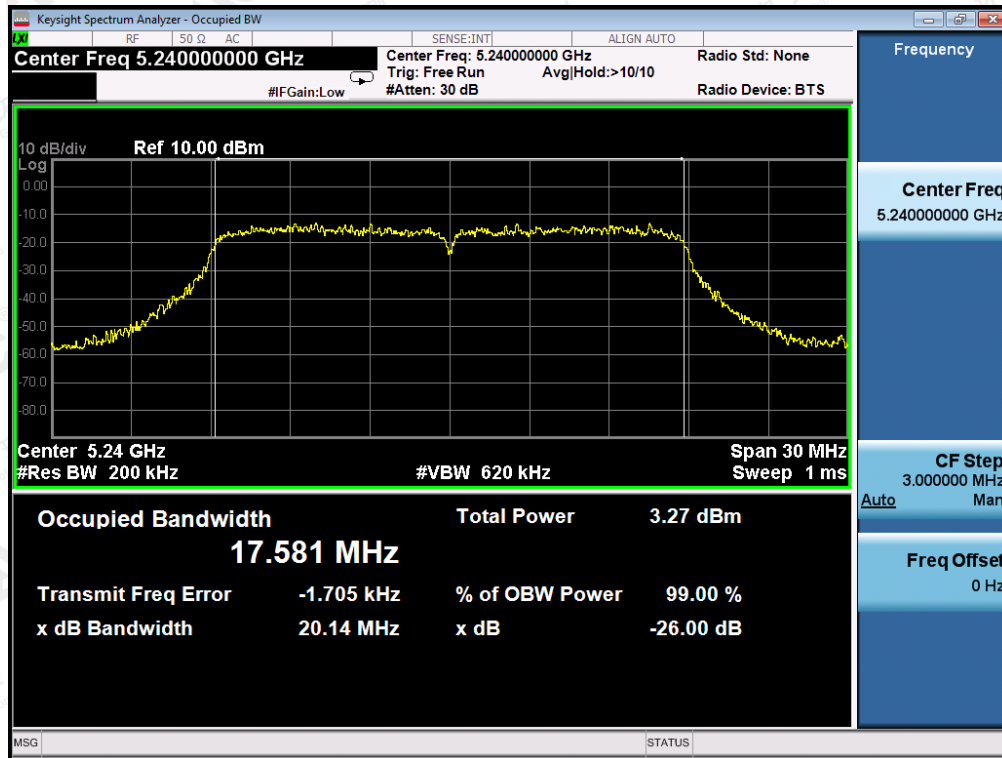


TEST PLOT OF BANDWIDTH FOR 5200MHz



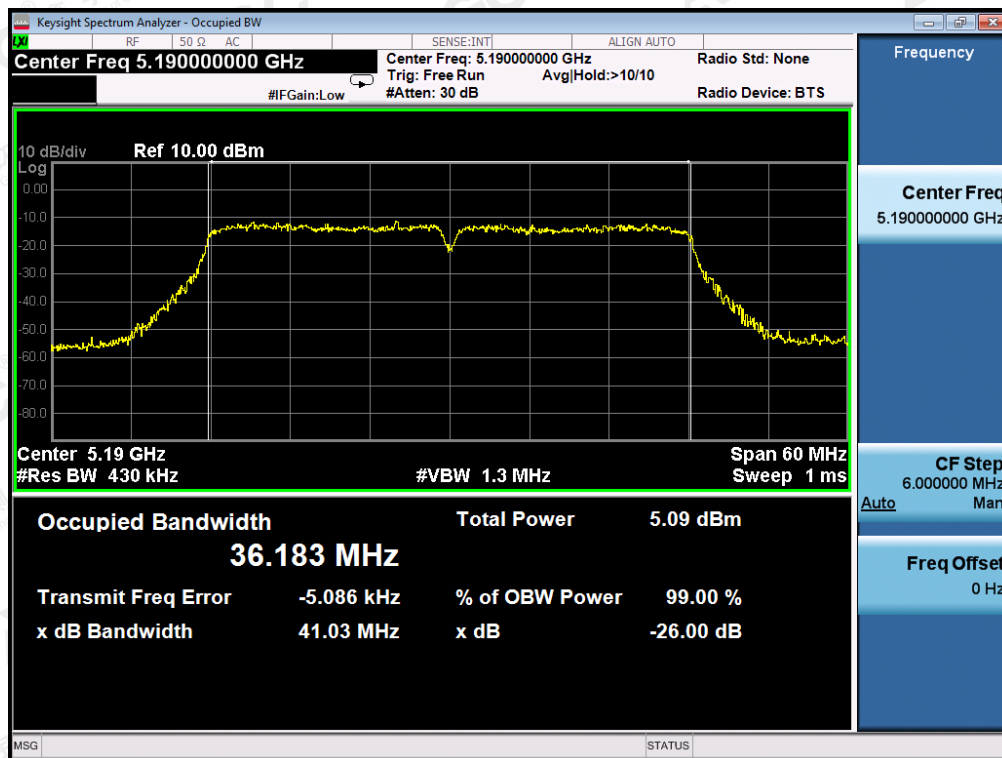
The results shown in this test report refer only to the sample(s) tested unless otherwise stated and the sample(s) are retained for 30 days only. The document is issued by AGC, this document cannot be reproduced except in full with our prior written permission. The more details and the authenticity of the report will be confirmed at <http://www.agc-cert.com>.

TEST PLOT OF BANDWIDTH FOR 5240MHz



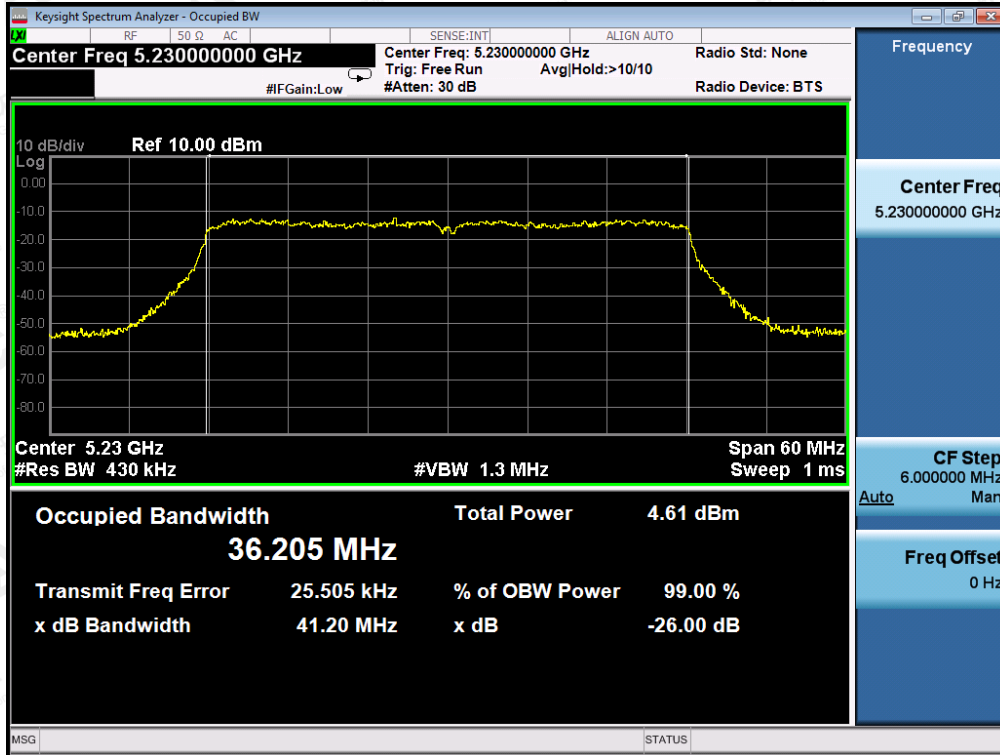
802.11ac40 TEST RESULT

TEST PLOT OF BANDWIDTH FOR 5190MHz



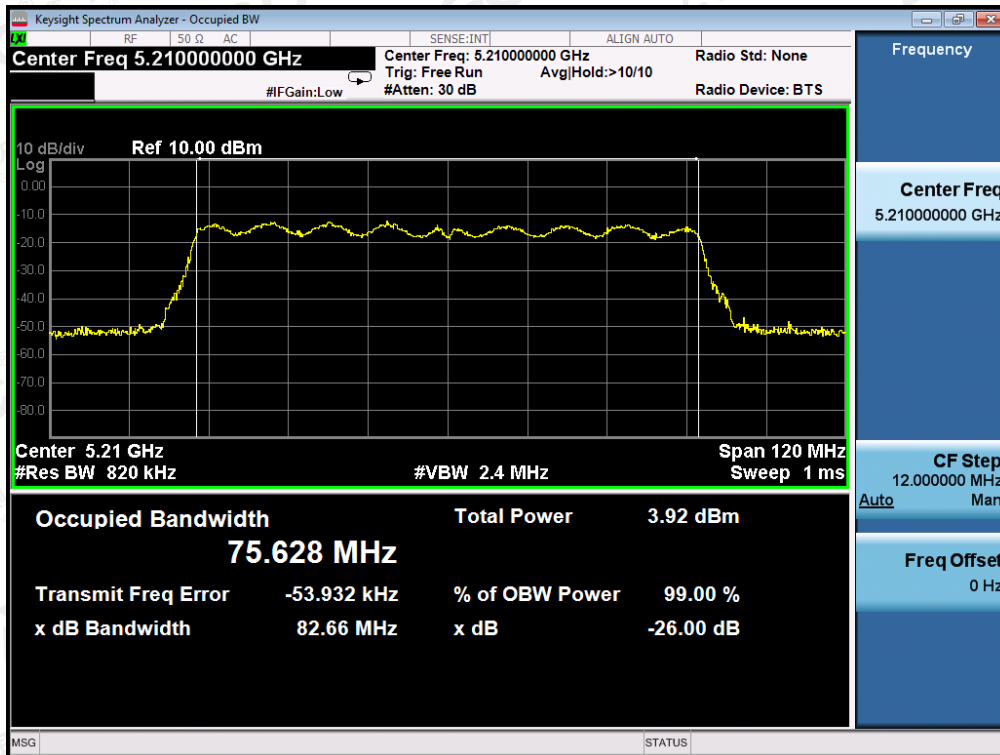
The results shown in this test report refer only to the sample(s) tested unless otherwise stated and the sample(s) are retained for 30 days only. The document is issued by AGC, this document cannot be reproduced except in full with our prior written permission. The more details and the authenticity of the report will be confirmed at <http://www.agc-cert.com>.

TEST PLOT OF BANDWIDTH FOR 5230MHz



802.11ac80 TEST RESULT

TEST PLOT OF BANDWIDTH FOR 5210MHz



The results shown in this test report refer only to the sample(s) tested unless otherwise stated and the sample(s) are retained for 30 days only. The document is issued by AGC, this document cannot be reproduced except in full with our prior written permission. The more details and the authenticity of the report will be confirmed at <http://www.agc-cert.com>.

10. MAXIMUM CONDUCTED OUTPUT PEAK POWER SPECTRAL DENSITY

10.1 MEASUREMENT PROCEDURE

Refer to KDB 789033 section F

10.2 TEST SET-UP (BLOCK DIAGRAM OF CONFIGURATION)

Refer To Section 8.2.

10.3 MEASUREMENT EQUIPMENT USED

Refer To Section 6.

10.4 LIMITS AND MEASUREMENT RESULT

LIMITS AND MEASUREMENT RESULT FOR 802.11A20 MODULATION			
Frequency (MHz)	Power density (dBm/MHz)	Applicable Limits (dBm)	Pass or Fail
5180	2.173	11	Pass
5200	2.363	11	Pass
5240	0.740	11	Pass
Frequency (MHz)	Power density (dBm/500kHz)	Applicable Limits (dBm)	Pass or Fail
5745	-2.653	30	Pass
5785	-1.635	30	Pass
5825	-1.174	30	Pass

The results shown in this test report refer only to the sample(s) tested unless otherwise stated and the sample(s) are retained for 30 days only. The document is issued by AGC, this document cannot be reproduced except in full with our prior written permission. The more details and the authenticity of the report will be confirmed at <http://www.agc-cert.com>.

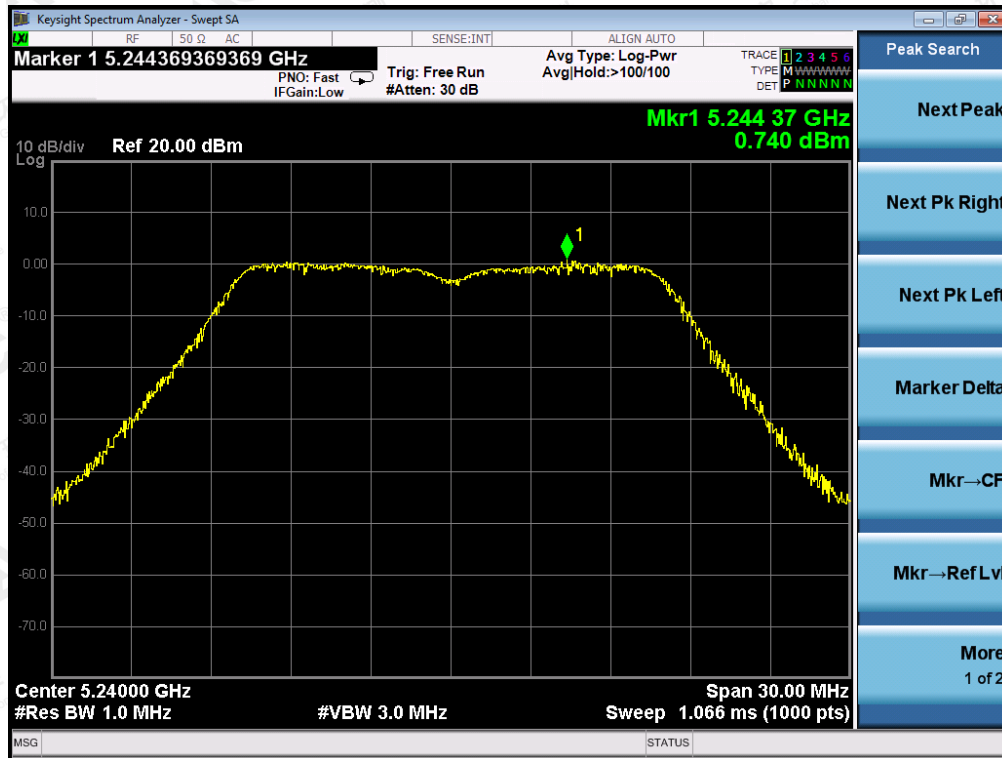
LIMITS AND MEASUREMENT RESULT FOR 802.11N20/40 MODULATION					
Frequency (MHz)	Power density Chain 0 (dBm/MHz)	Power density Chain 1 (dBm/MHz)	Power density Total (dBm/MHz)	Applicable Limits (dBm)	Pass or Fail
5180	-2.888	-3.088	0.023	11	Pass
5200	-3.013	-2.986	0.011	11	Pass
5240	-3.458	-3.655	-0.545	11	Pass
5190	-6.099	-6.810	-3.430	11	Pass
5230	-5.780	-5.725	-2.742	11	Pass
Frequency (MHz)	Power density Chain 0 (dBm/500kHz)	Power density Chain 1 (dBm/500kHz)	Power density Total (dBm/500kHz)	Applicable Limits (dBm)	Pass or Fail
5745	-6.495	-7.024	-3.741	30	Pass
5785	-5.807	-6.171	-2.975	30	Pass
5825	-4.985	-5.162	-2.062	30	Pass
5755	-11.425	-11.533	-8.468	30	Pass
5795	-9.790	-10.016	-6.891	30	Pass

The results shown in this test report refer only to the sample(s) tested unless otherwise stated and the sample(s) are retained for 30 days only. The document is issued by AGC, this document cannot be reproduced except in full with our prior written permission. The more details and the authenticity of the report will be confirmed at <http://www.agc-cert.com>.

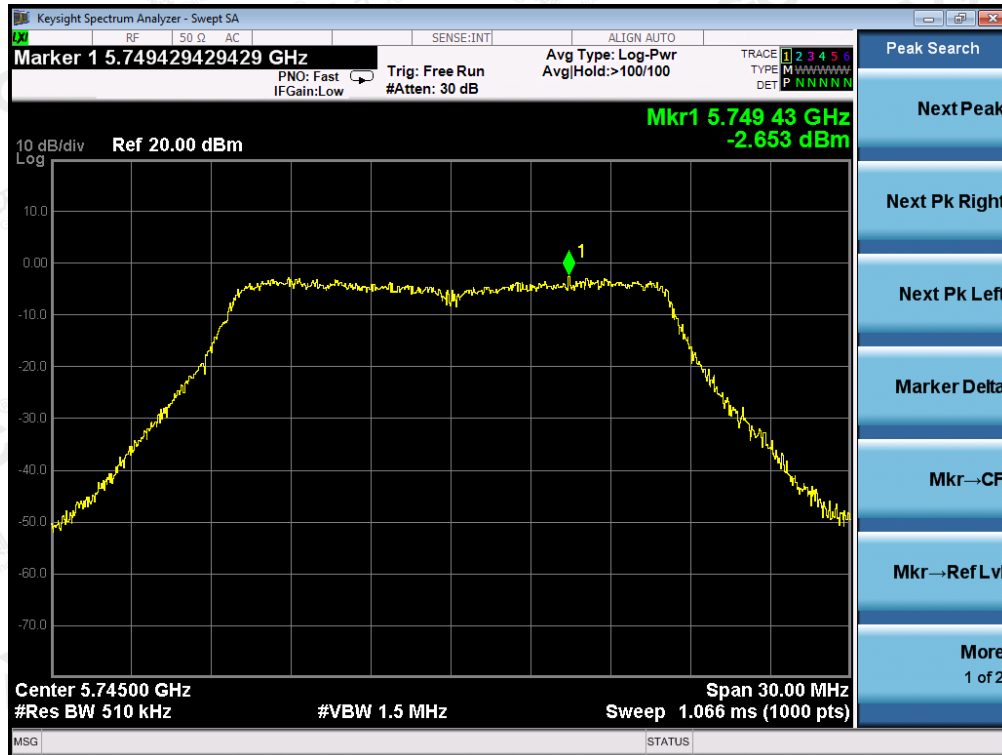
LIMITS AND MEASUREMENT RESULT FOR 802.11AC20/40/80 MODULATION					
Frequency (MHz)	Power density Chain 0 (dBm/MHz)	Power density Chain 1 (dBm/MHz)	Power density Total (dBm/MHz)	Applicable Limits (dBm)	Pass or Fail
5180	-3.163	-3.414	-0.276	11	Pass
5200	-3.489	-3.627	-0.547	11	Pass
5240	-4.362	-4.618	-1.478	11	Pass
5190	-6.212	-6.363	-3.277	11	Pass
5230	-6.799	-6.762	-3.770	11	Pass
5210	-10.740	-11.140	-7.925	11	Pass
Frequency (MHz)	Power density Chain 0 (dBm/500kHz)	Power density Chain 1 (dBm/500kHz)	Power density Total (dBm/500kHz)	Applicable Limits (dBm)	Pass or Fail
5745	-8.511	-8.664	-5.577	30	Pass
5785	-7.120	-7.749	-4.413	30	Pass
5825	-7.080	-7.267	-4.162	30	Pass
5755	-11.136	-11.967	-8.521	30	Pass
5795	-10.783	-10.252	-7.499	30	Pass
5775	-14.198	-15.341	-11.722	30	Pass

The results shown in this test report refer only to the sample(s) tested unless otherwise stated and the sample(s) are retained for 30 days only. The document is issued by AGC, this document cannot be reproduced except in full with our prior written permission. The more details and the authenticity of the report will be confirmed at <http://www.agc-cert.com>.

TEST PLOT OF SPECTRAL DENSITY FOR 5240MHz

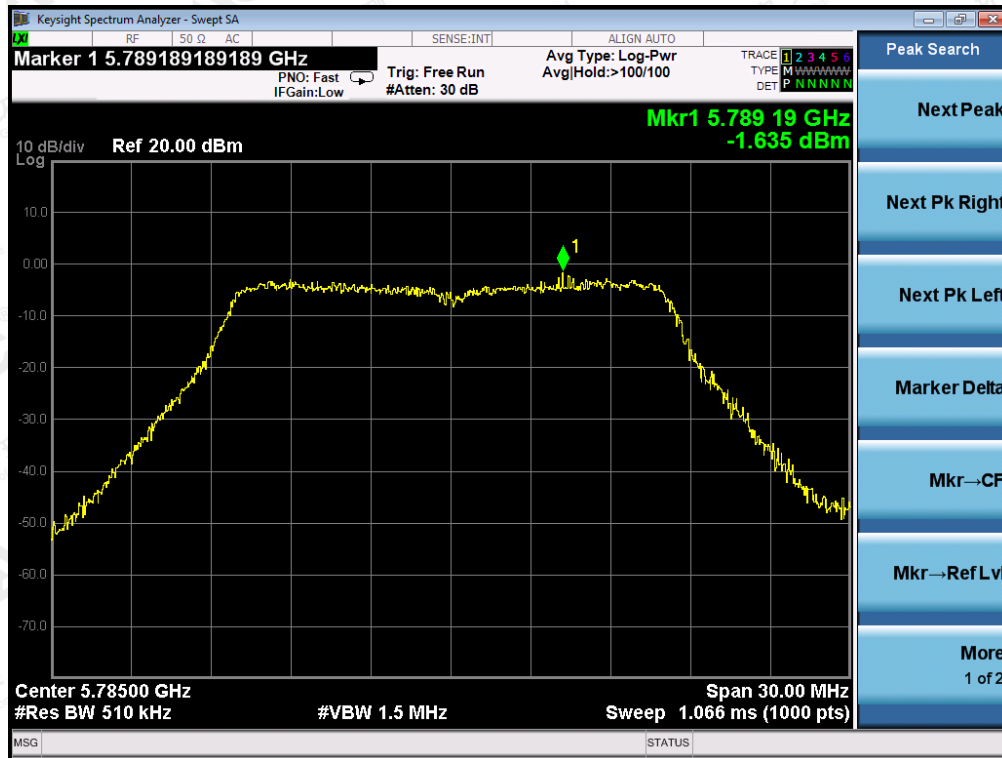


TEST PLOT OF SPECTRAL DENSITY FOR 5745MHz

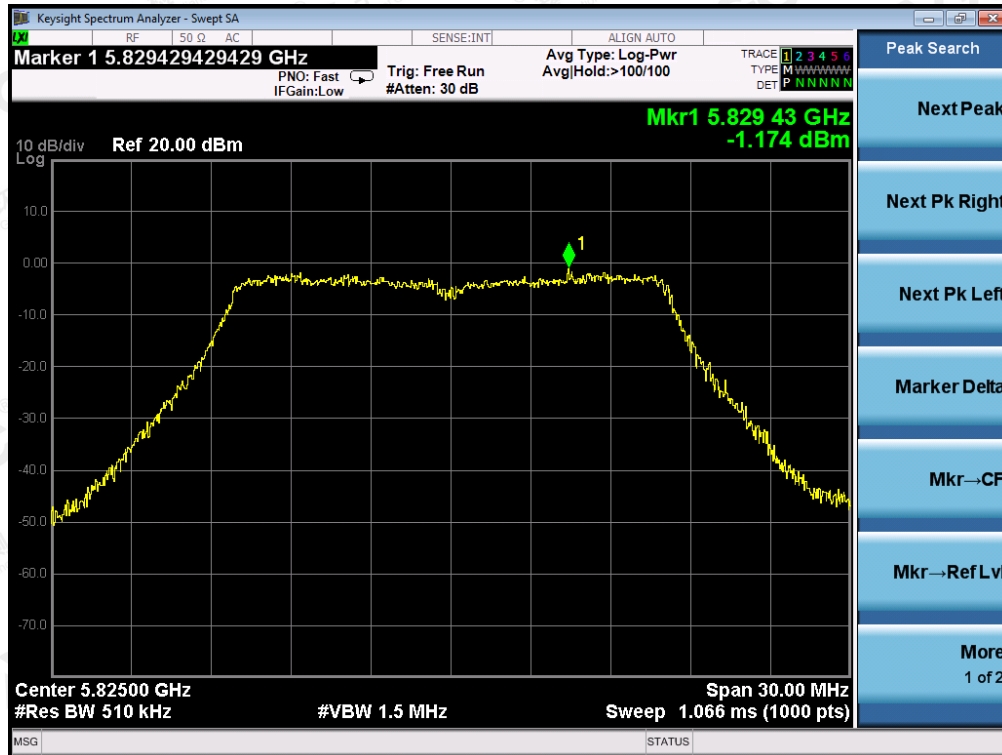


The results shown in this test report refer only to the sample(s) tested unless otherwise stated and the sample(s) are retained for 30 days only. The document is issued by AGC, this document cannot be reproduced except in full with our prior written permission. The more details and the authenticity of the report will be confirmed at <http://www.agc-cert.com>.

TEST PLOT OF SPECTRAL DENSITY FOR 5745MHZ



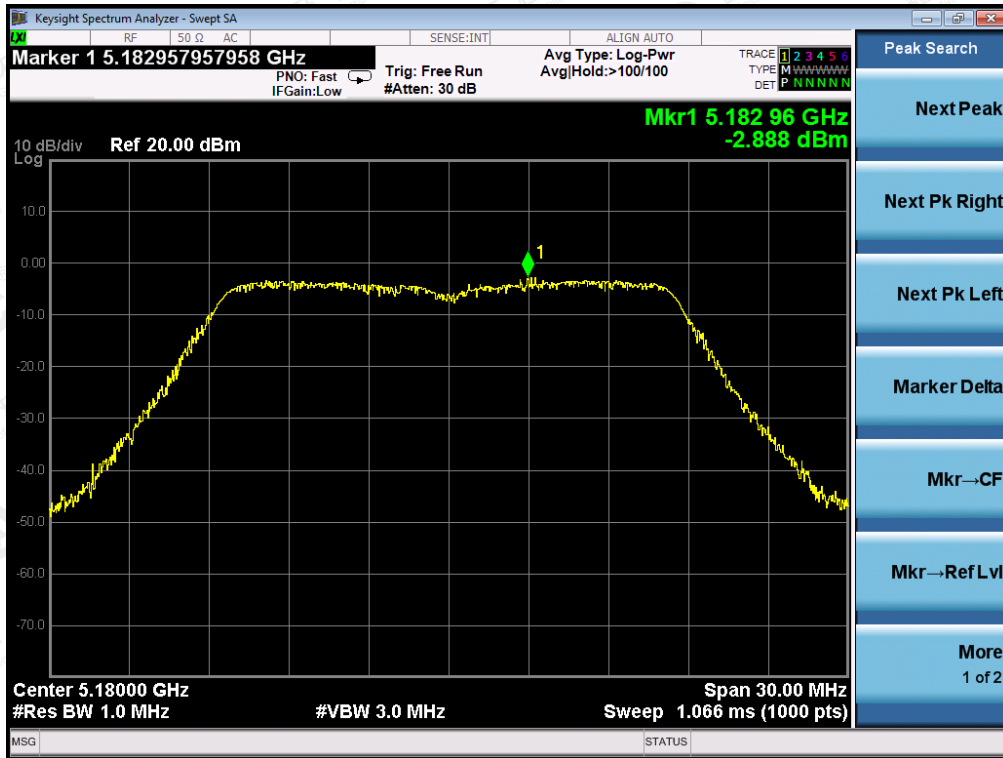
TEST PLOT OF SPECTRAL DENSITY FOR 5825MHZ



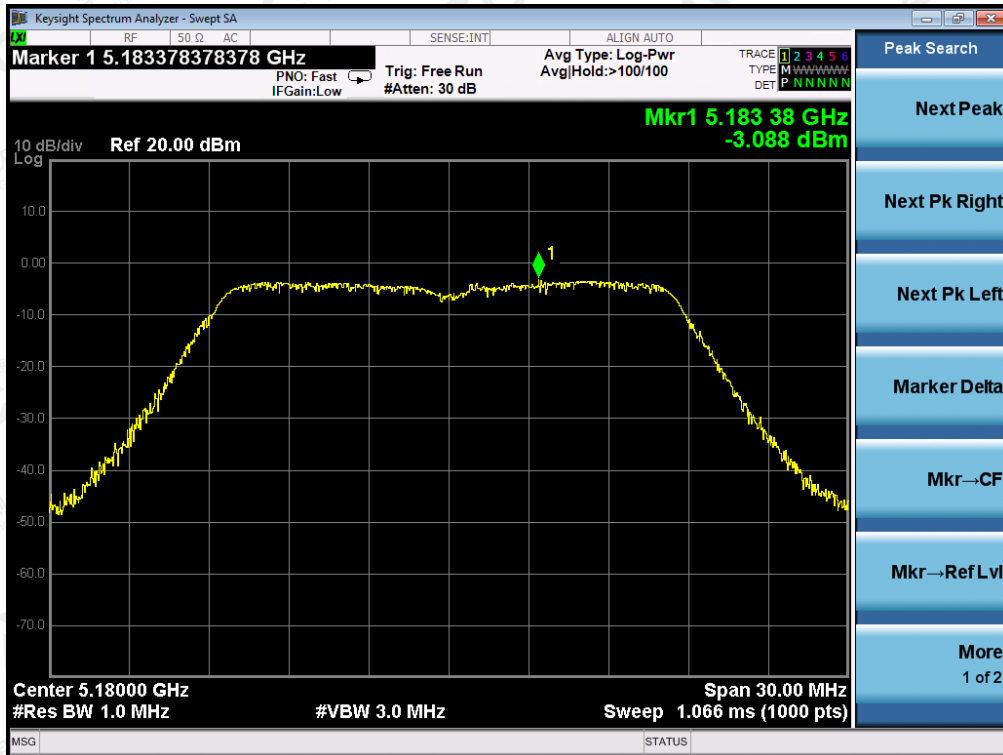
The results shown in this test report refer only to the sample(s) tested unless otherwise stated and the sample(s) are retained for 30 days only. The document is issued by AGC, this document cannot be reproduced except in full with our prior written permission. The more details and the authenticity of the report will be confirmed at <http://www.agc-cert.com>.

802.11n20 TEST RESULT

TEST PLOT OF SPECTRAL DENSITY FOR 5180MHz AT CHAIN 0

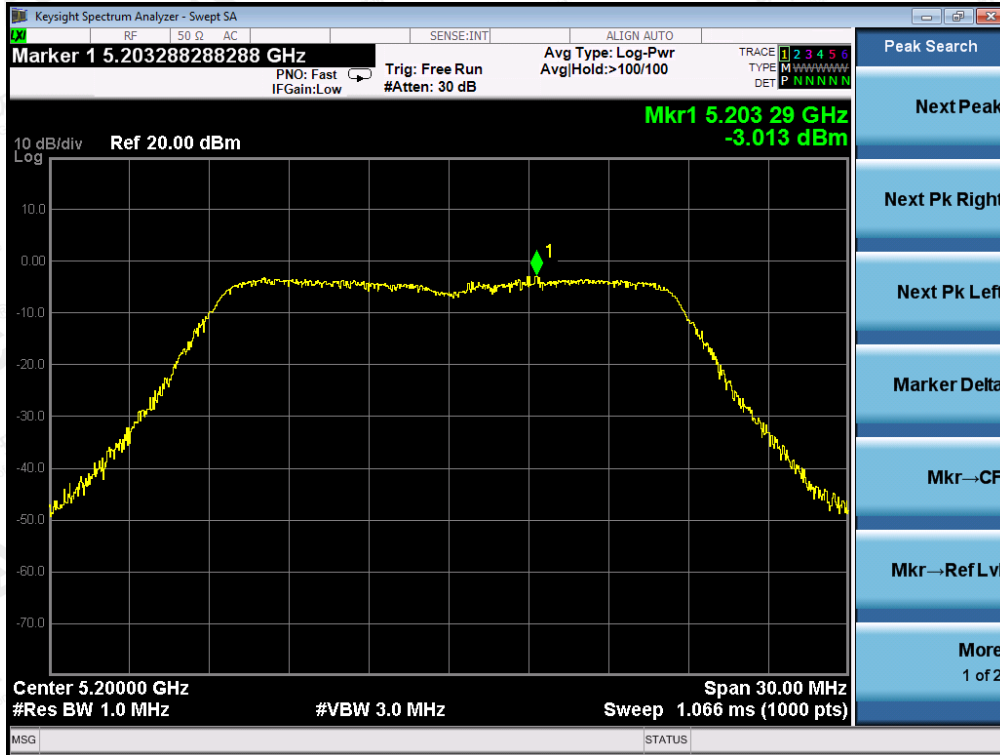


TEST PLOT OF SPECTRAL DENSITY FOR 5180MHz AT CHAIN 1

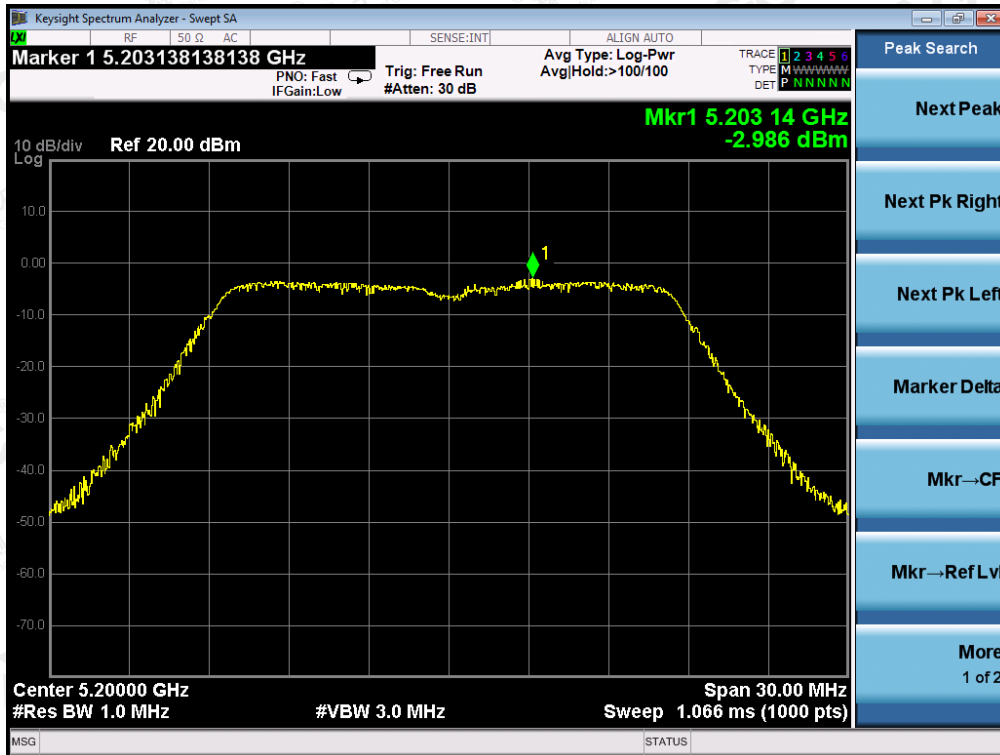


The results shown in this test report refer only to the sample(s) tested unless otherwise stated and the sample(s) are retained for 30 days only. The document is issued by AGC, this document cannot be reproduced except in full with our prior written permission. The more details and the authenticity of the report will be confirmed at <http://www.agc-cert.com>.

TEST PLOT OF SPECTRAL DENSITY FOR 5200MHz AT CHAIN 0

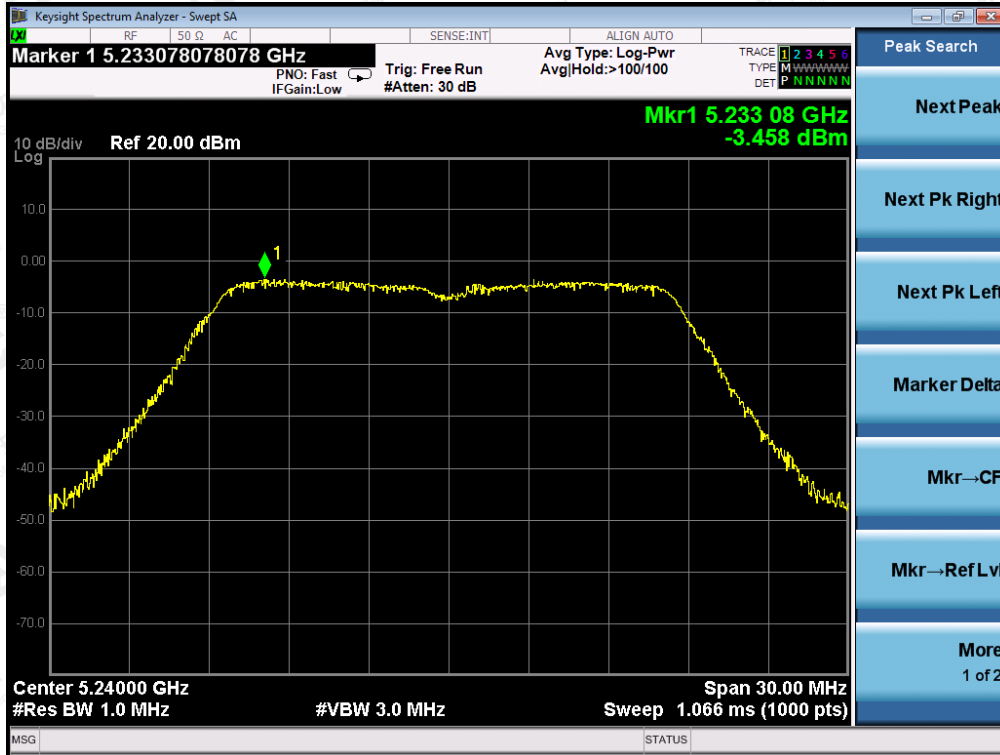


TEST PLOT OF SPECTRAL DENSITY FOR 5200MHz AT CHAIN 1

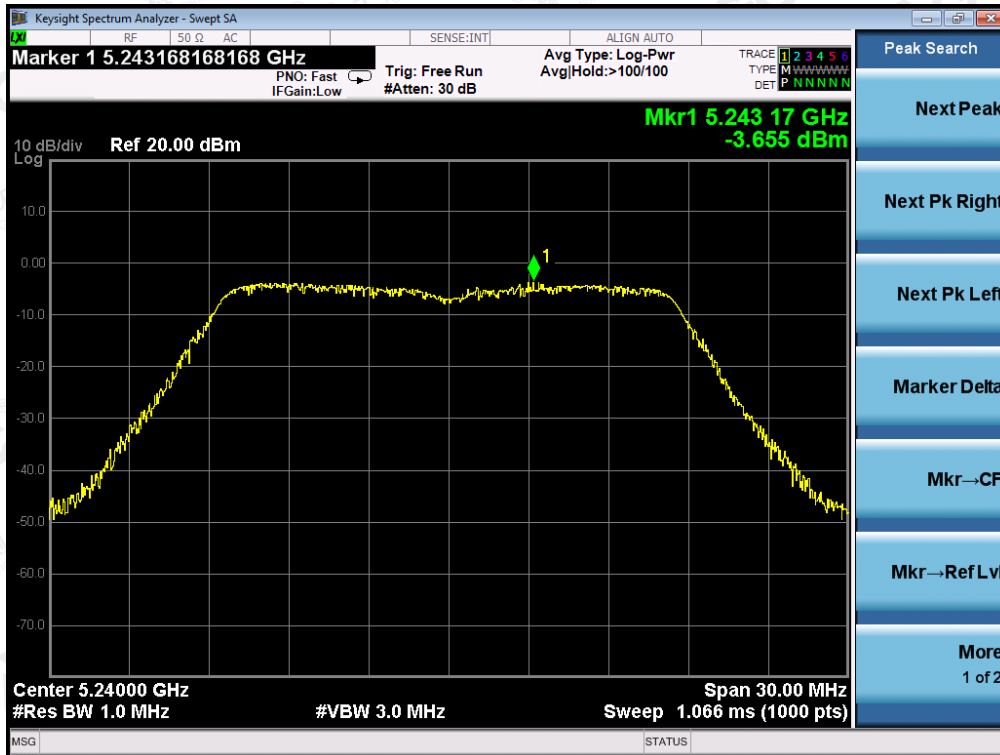


The results shown in this test report refer only to the sample(s) tested unless otherwise stated and the sample(s) are retained for 30 days only. The document is issued by AGC, this document cannot be reproduced except in full with our prior written permission. The more details and the authenticity of the report will be confirmed at <http://www.agc-cert.com>.

TEST PLOT OF SPECTRAL DENSITY FOR 5240MHz AT CHAIN 0

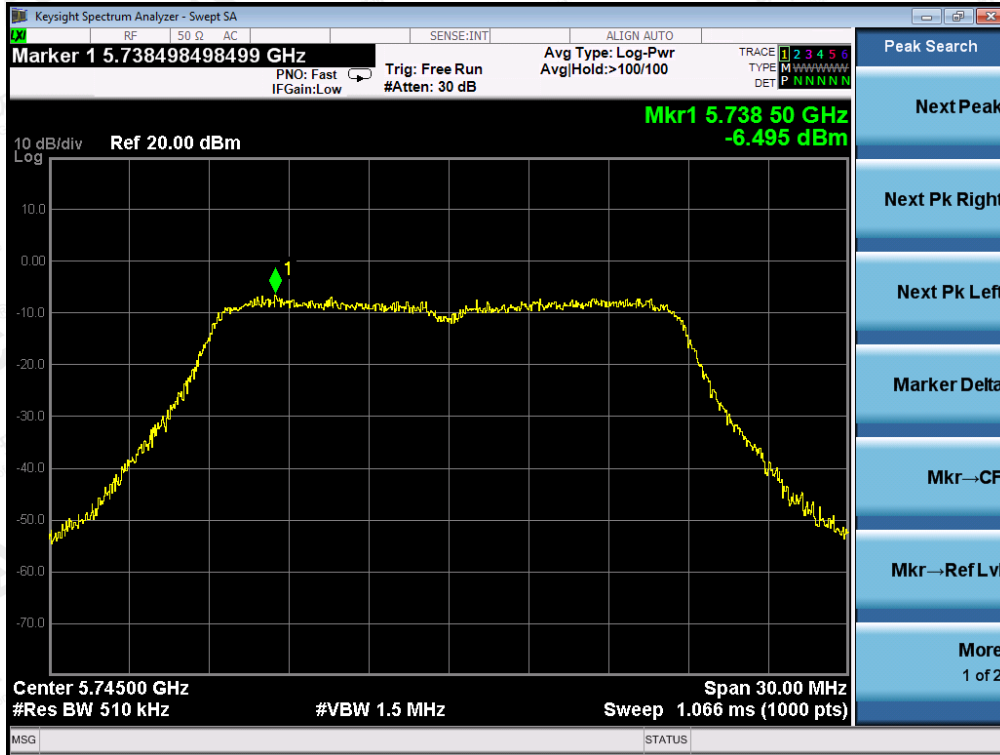


TEST PLOT OF SPECTRAL DENSITY FOR 5240MHz AT CHAIN 1

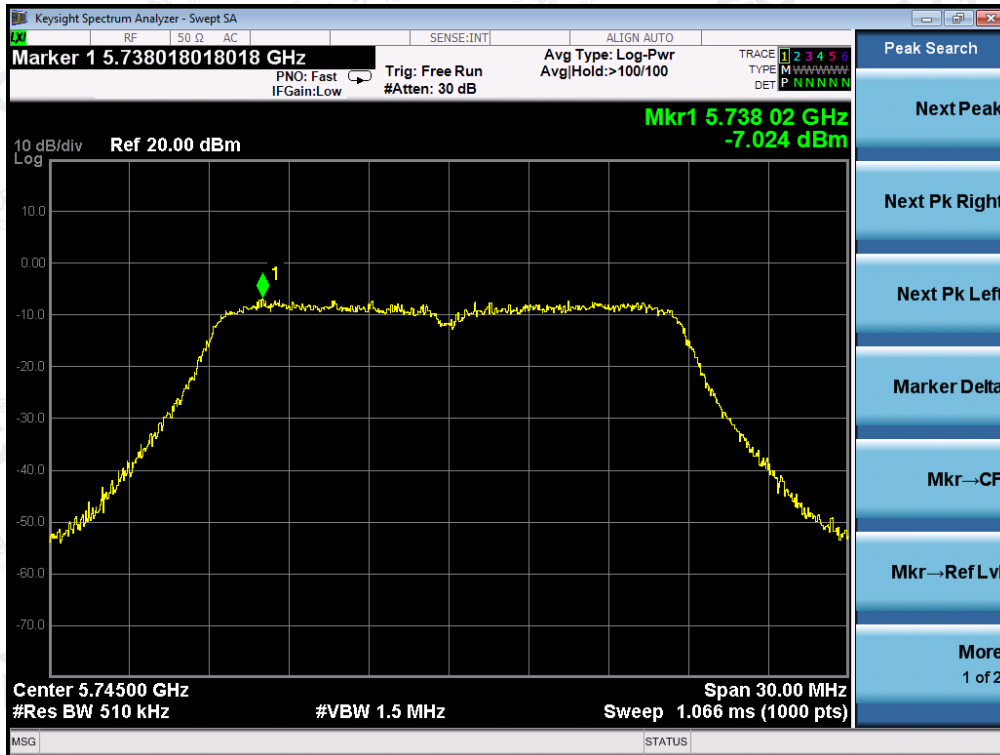


The results shown in this test report refer only to the sample(s) tested unless otherwise stated and the sample(s) are retained for 30 days only. The document is issued by AGC, this document cannot be reproduced except in full with our prior written permission. The more details and the authenticity of the report will be confirmed at <http://www.agc-cert.com>.

TEST PLOT OF SPECTRAL DENSITY FOR 5745MHz AT CHAIN 0

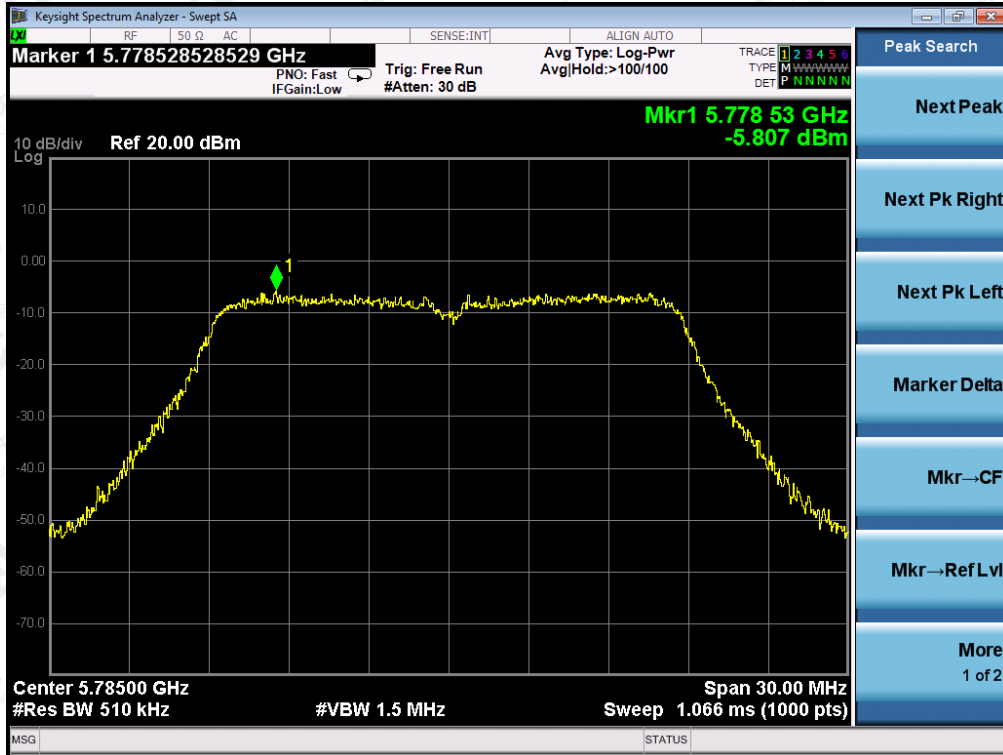


TEST PLOT OF SPECTRAL DENSITY FOR 5745MHz AT CHAIN 1

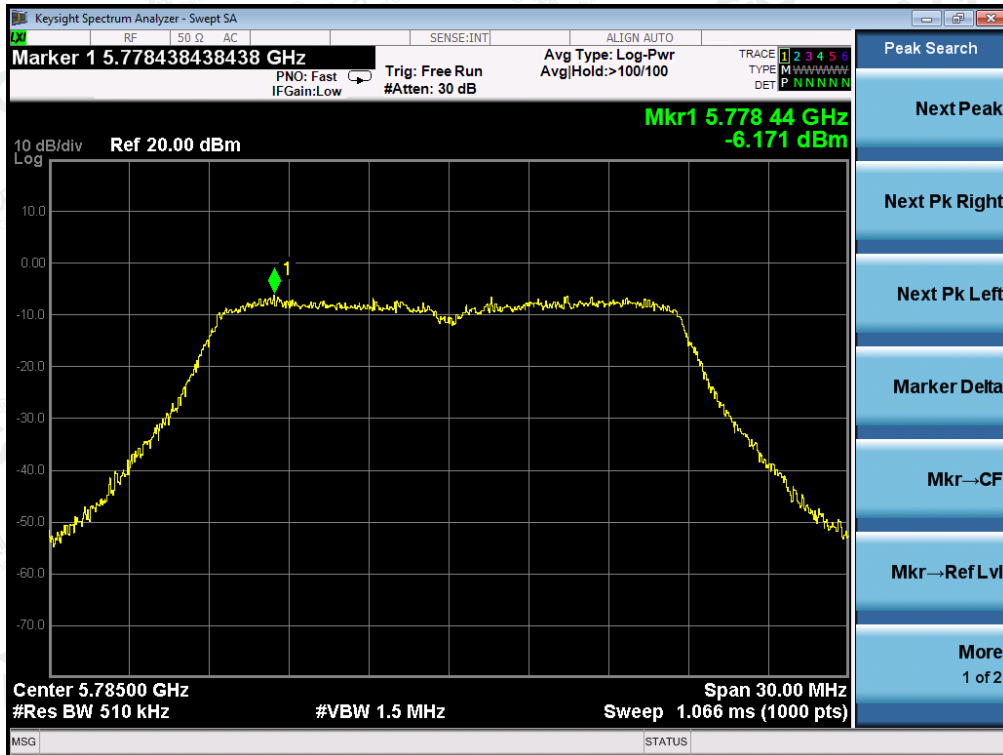


The results shown in this test report refer only to the sample(s) tested unless otherwise stated and the sample(s) are retained for 30 days only. The document is issued by AGC, this document cannot be reproduced except in full with our prior written permission. The more details and the authenticity of the report will be confirmed at <http://www.agc-cert.com>.

TEST PLOT OF SPECTRAL DENSITY FOR 5785MHz AT CHAIN 0

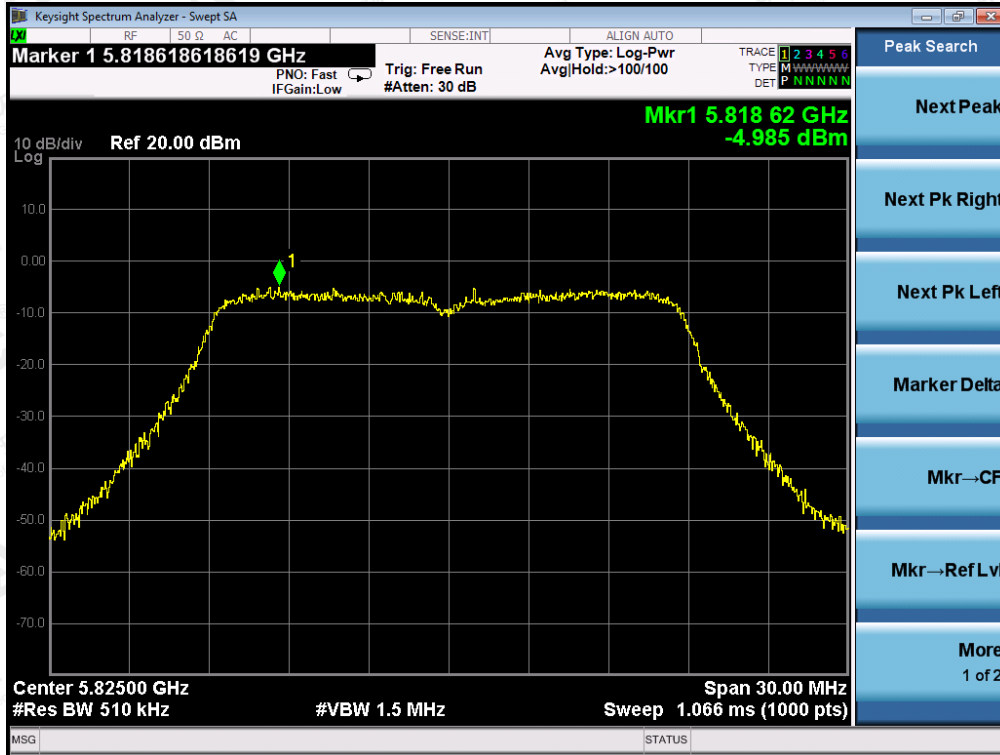


TEST PLOT OF SPECTRAL DENSITY FOR 5785MHz AT CHAIN 1

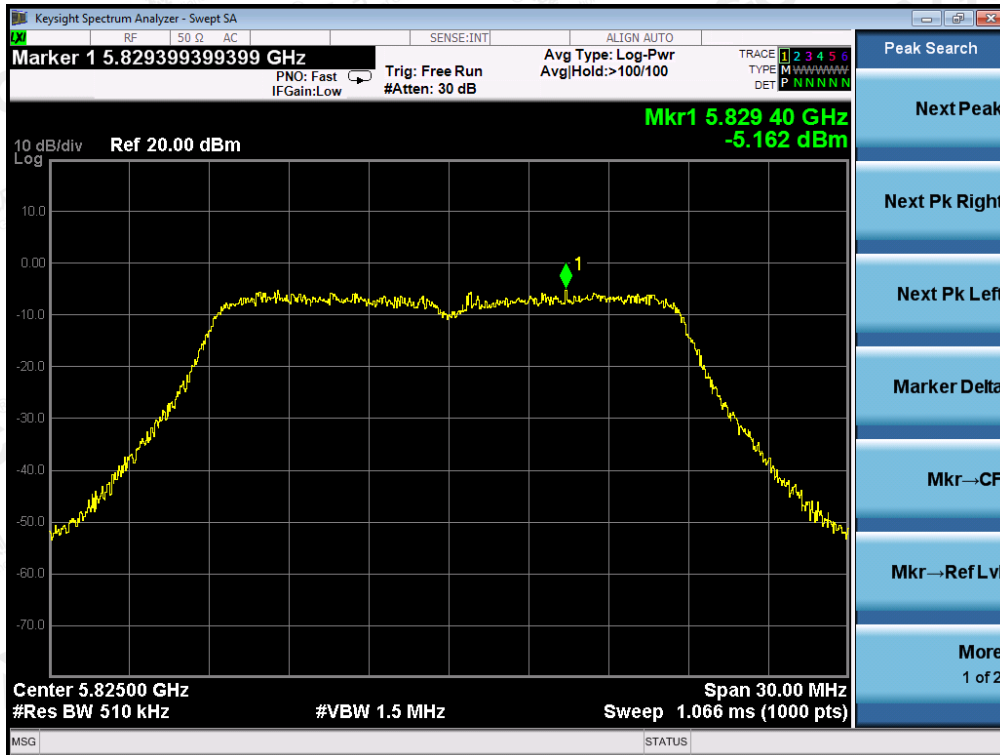


The results shown in this test report refer only to the sample(s) tested unless otherwise stated and the sample(s) are retained for 30 days only. The document is issued by AGC, this document cannot be reproduced except in full with our prior written permission. The more details and the authenticity of the report will be confirmed at <http://www.agc-cert.com>.

TEST PLOT OF SPECTRAL DENSITY FOR 5825MHz AT CHAIN 0



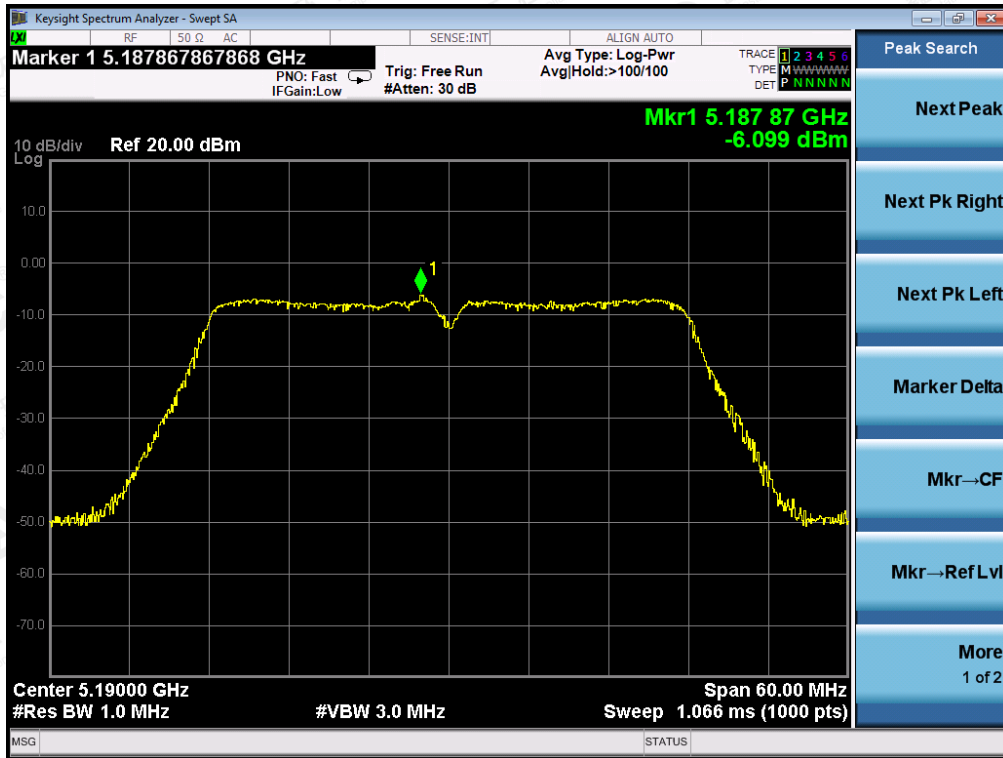
TEST PLOT OF SPECTRAL DENSITY FOR 5825MHz AT CHAIN 1



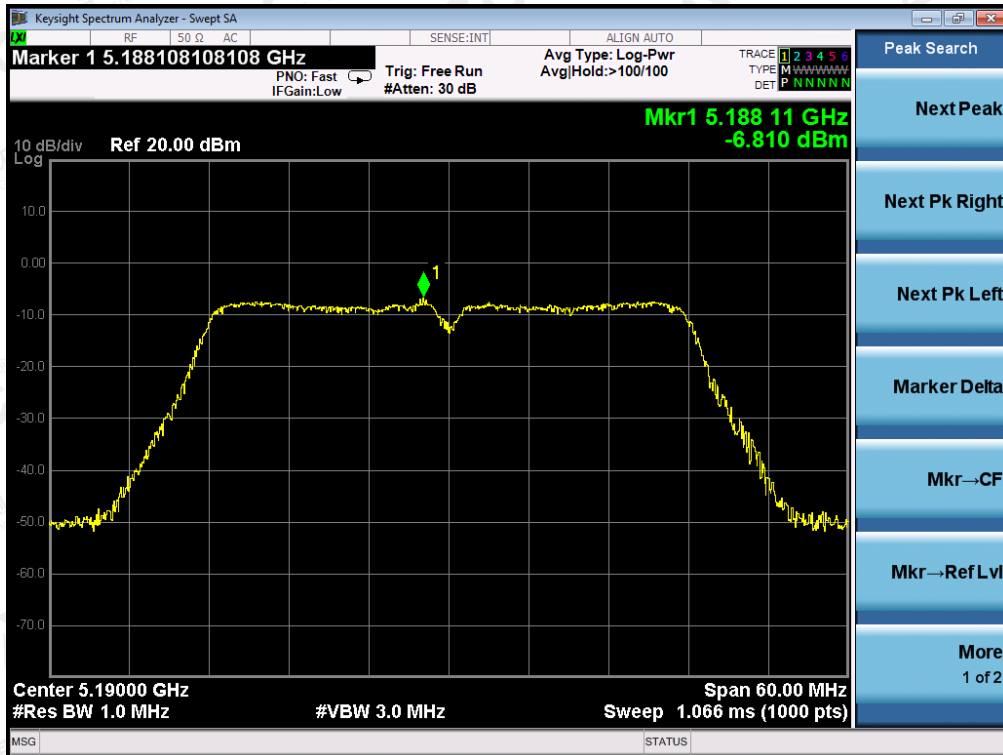
The results shown in this test report refer only to the sample(s) tested unless otherwise stated and the sample(s) are retained for 30 days only. The document is issued by AGC, this document cannot be reproduced except in full with our prior written permission. The more details and the authenticity of the report will be confirmed at <http://www.agc-cert.com>.

802.11n40 TEST RESULT

TEST PLOT OF SPECTRAL DENSITY FOR 5190MHz AT CHAIN 0

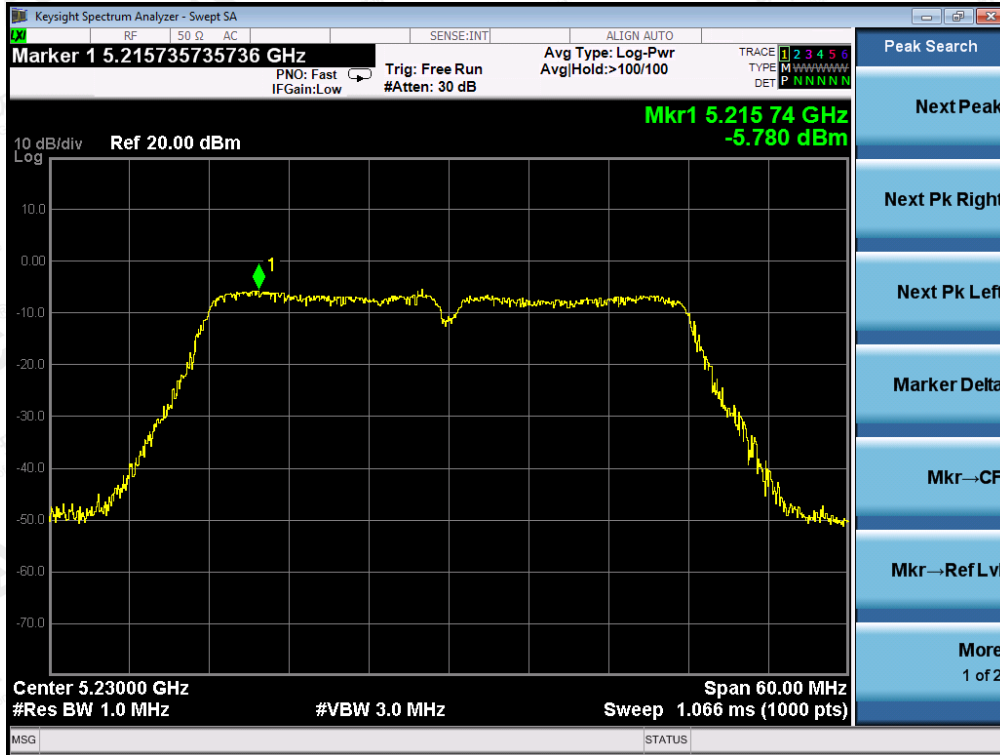


TEST PLOT OF SPECTRAL DENSITY FOR 5190MHz AT CHAIN 1

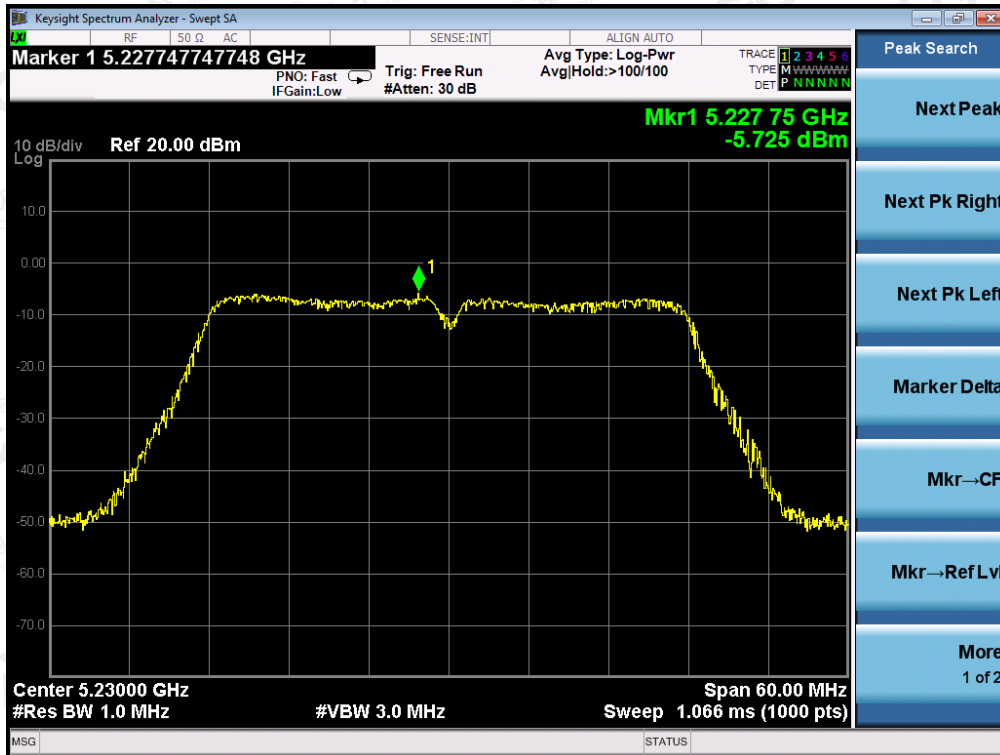


The results shown in this test report refer only to the sample(s) tested unless otherwise stated and the sample(s) are retained for 30 days only. The document is issued by AGC, this document cannot be reproduced except in full with our prior written permission. The more details and the authenticity of the report will be confirmed at <http://www.agc-cert.com>.

TEST PLOT OF SPECTRAL DENSITY FOR 5230MHz AT CHAIN 0

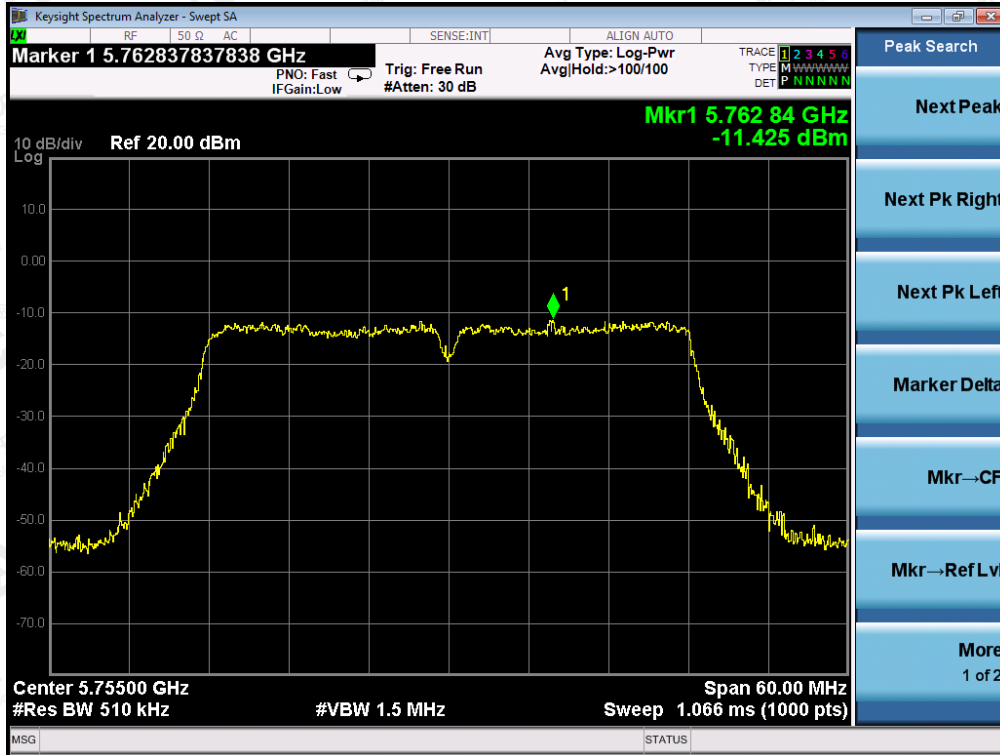


TEST PLOT OF SPECTRAL DENSITY FOR 5230MHz AT CHAIN 1

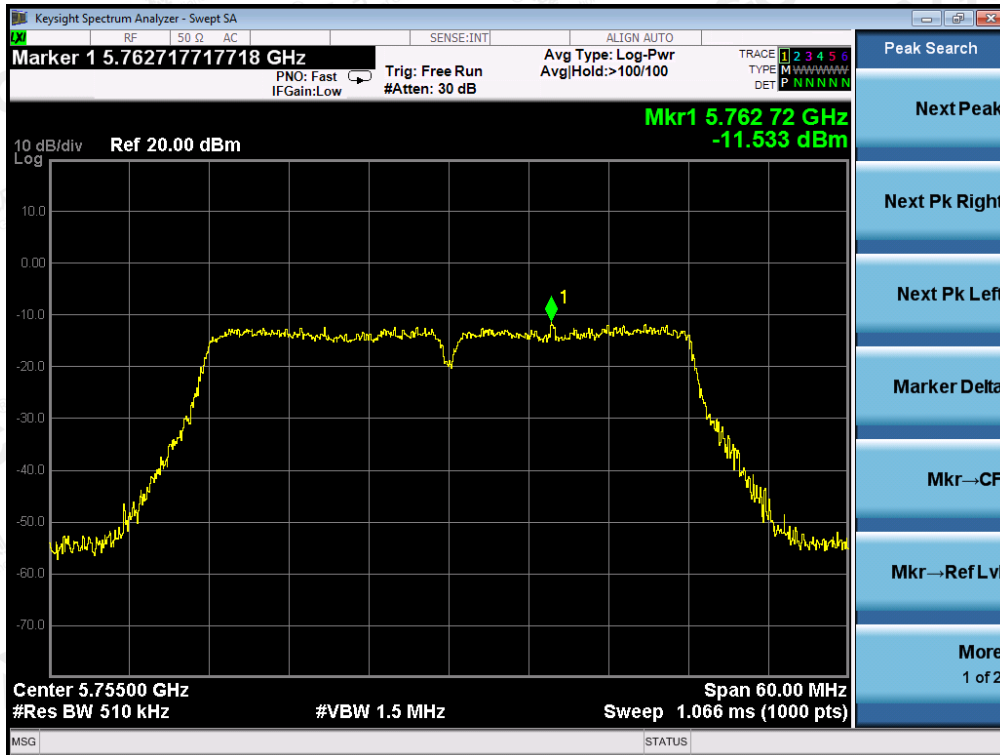


The results shown in this test report refer only to the sample(s) tested unless otherwise stated and the sample(s) are retained for 30 days only. The document is issued by AGC, this document cannot be reproduced except in full with our prior written permission. The more details and the authenticity of the report will be confirmed at <http://www.agc-cert.com>.

TEST PLOT OF SPECTRAL DENSITY FOR 5755MHz AT CHAIN 0

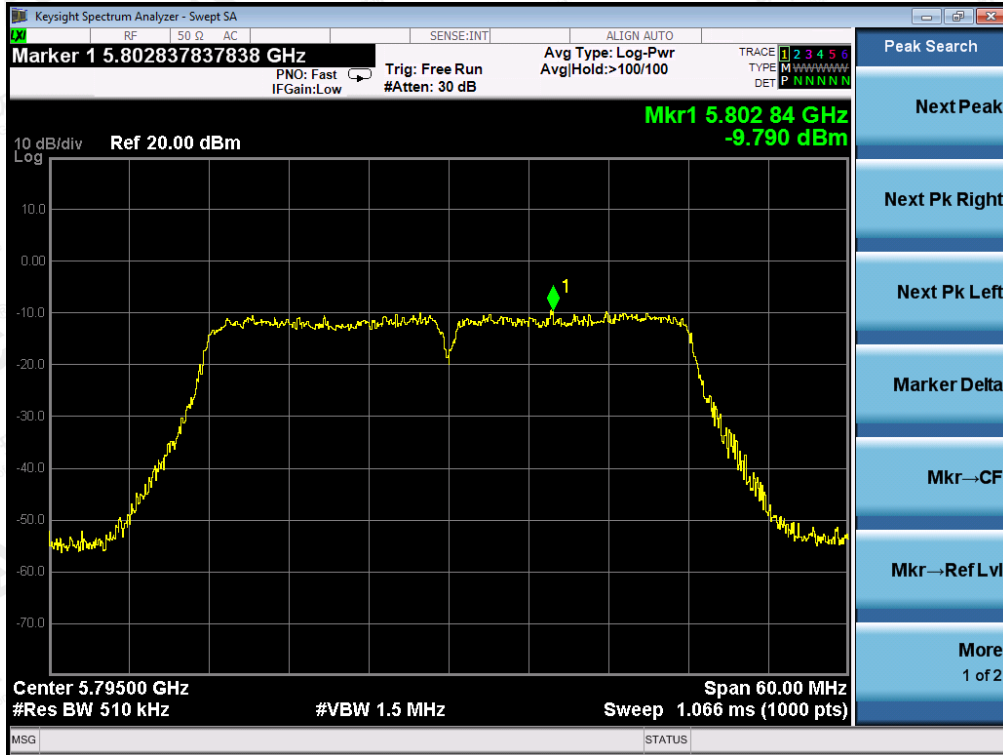


TEST PLOT OF SPECTRAL DENSITY FOR 5755MHz AT CHAIN 1

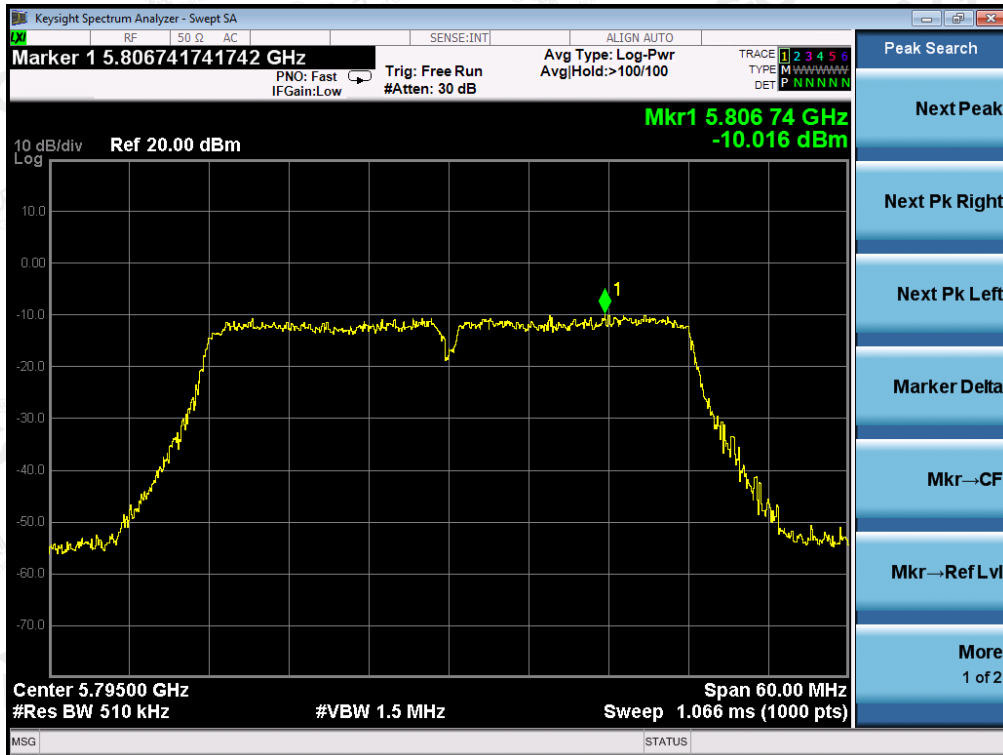


The results shown in this test report refer only to the sample(s) tested unless otherwise stated and the sample(s) are retained for 30 days only. The document is issued by AGC, this document cannot be reproduced except in full with our prior written permission. The more details and the authenticity of the report will be confirmed at <http://www.agc-cert.com>.

TEST PLOT OF SPECTRAL DENSITY FOR 5795MHz AT CHAIN 0



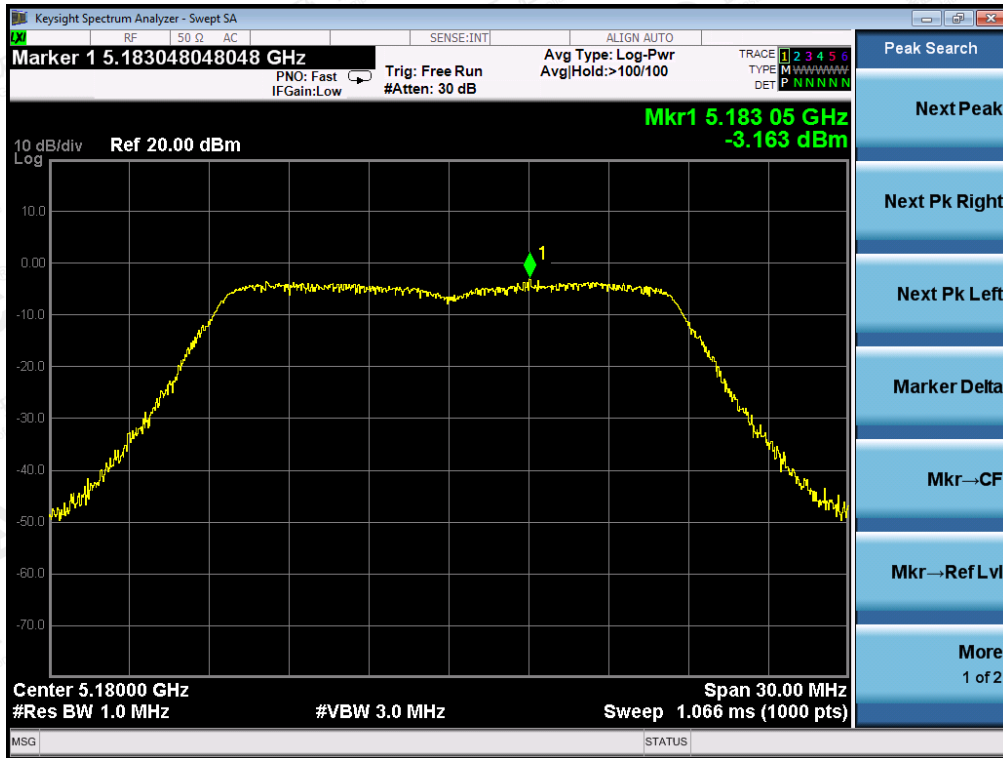
TEST PLOT OF SPECTRAL DENSITY FOR 5795MHz AT CHAIN 1



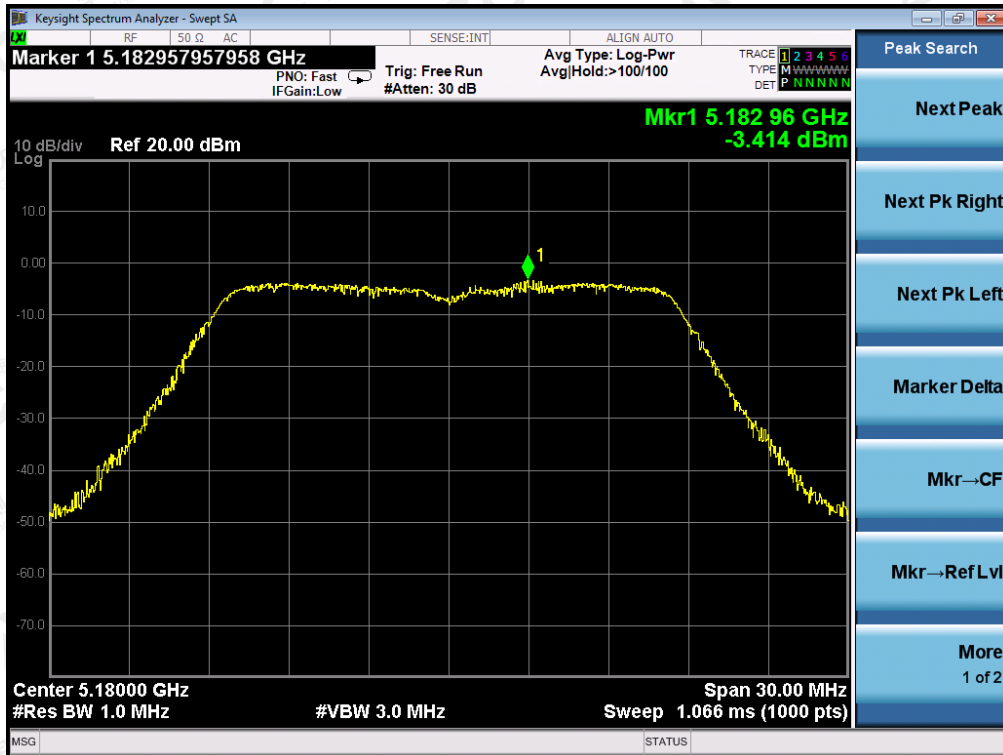
The results shown in this test report refer only to the sample(s) tested unless otherwise stated and the sample(s) are retained for 30 days only. The document is issued by AGC, this document cannot be reproduced except in full with our prior written permission. The more details and the authenticity of the report will be confirmed at <http://www.agc-cert.com>.

802.11ac20 TEST RESULT

TEST PLOT OF SPECTRAL DENSITY FOR 5180MHz AT CHAIN 0

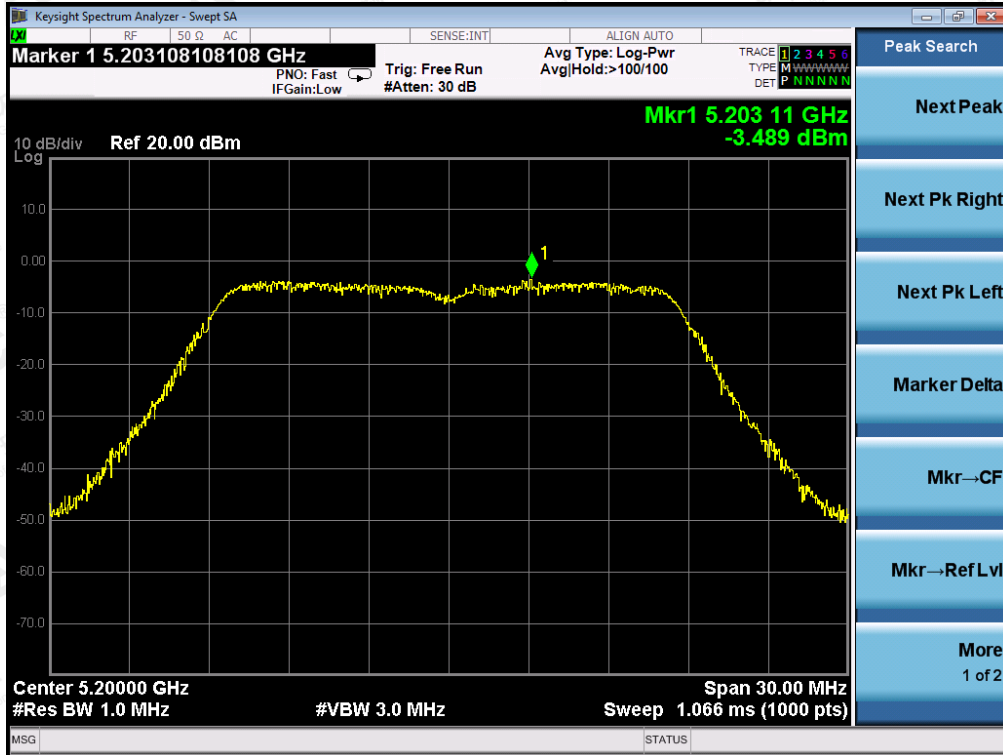


TEST PLOT OF SPECTRAL DENSITY FOR 5180MHz AT CHAIN 1

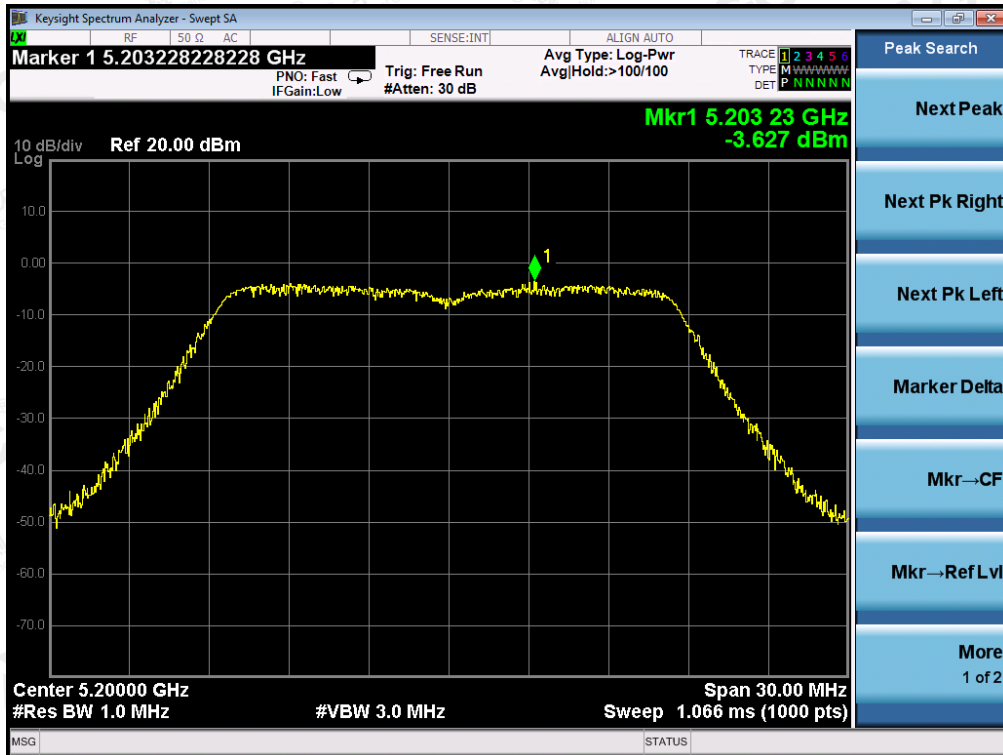


The results shown in this test report refer only to the sample(s) tested unless otherwise stated and the sample(s) are retained for 30 days only. The document is issued by AGC, this document cannot be reproduced except in full with our prior written permission. The more details and the authenticity of the report will be confirmed at <http://www.agc-cert.com>.

TEST PLOT OF SPECTRAL DENSITY FOR 5200MHz AT CHAIN 0

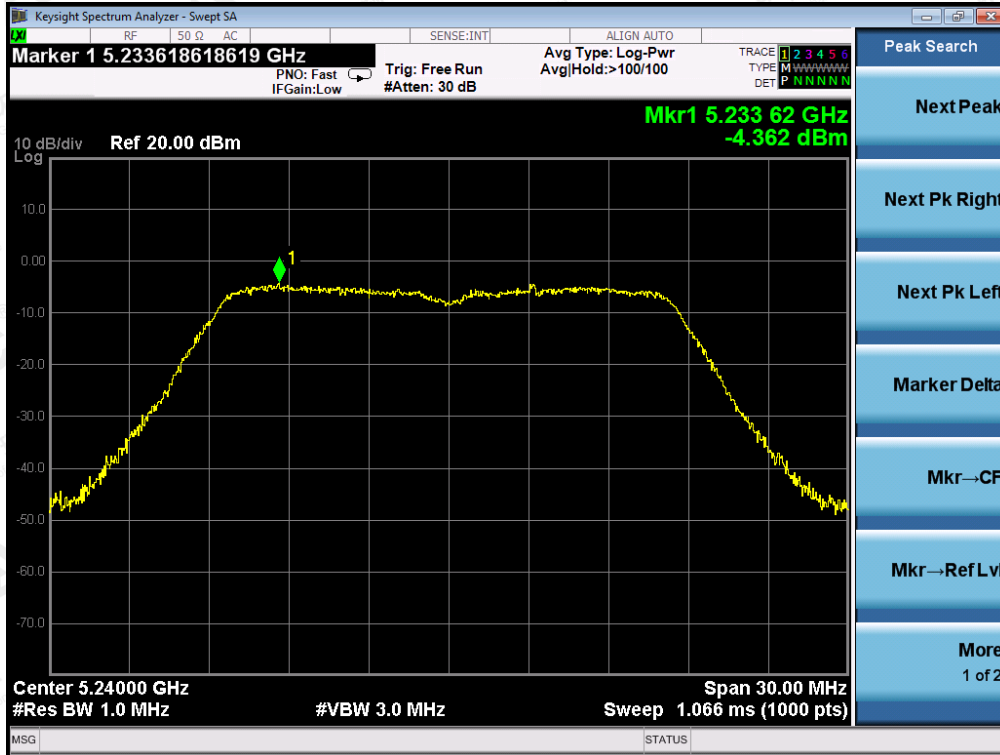


TEST PLOT OF SPECTRAL DENSITY FOR 5200MHz AT CHAIN 1

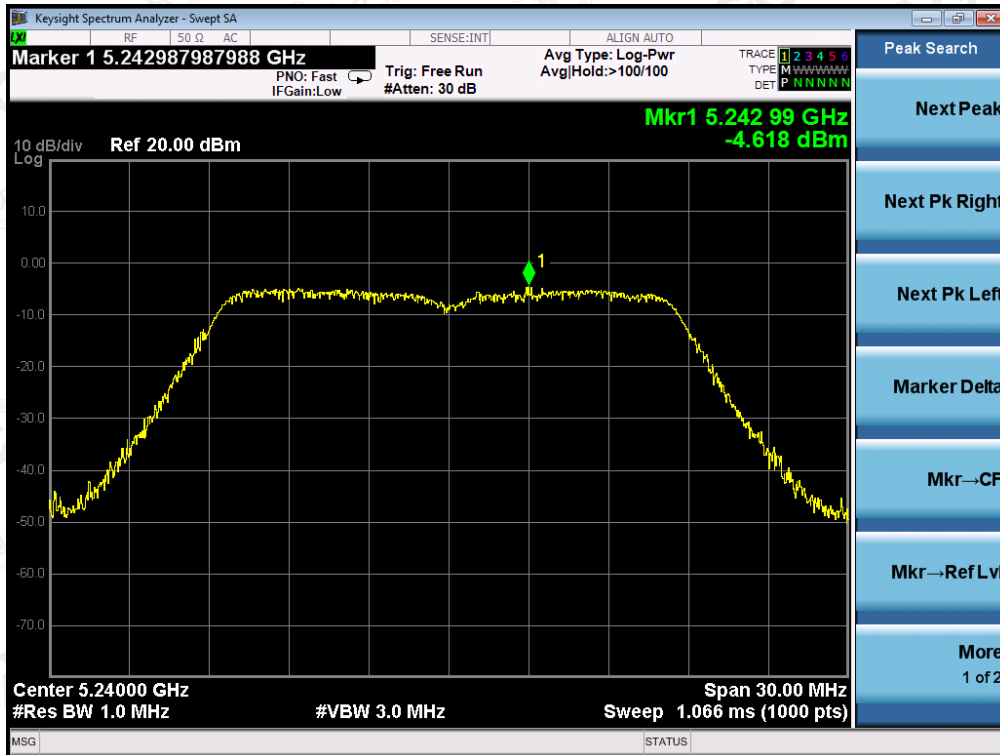


The results shown in this test report refer only to the sample(s) tested unless otherwise stated and the sample(s) are retained for 30 days only. The document is issued by AGC, this document cannot be reproduced except in full with our prior written permission. The more details and the authenticity of the report will be confirmed at <http://www.agc-cert.com>.

TEST PLOT OF SPECTRAL DENSITY FOR 5240MHz AT CHAIN 0

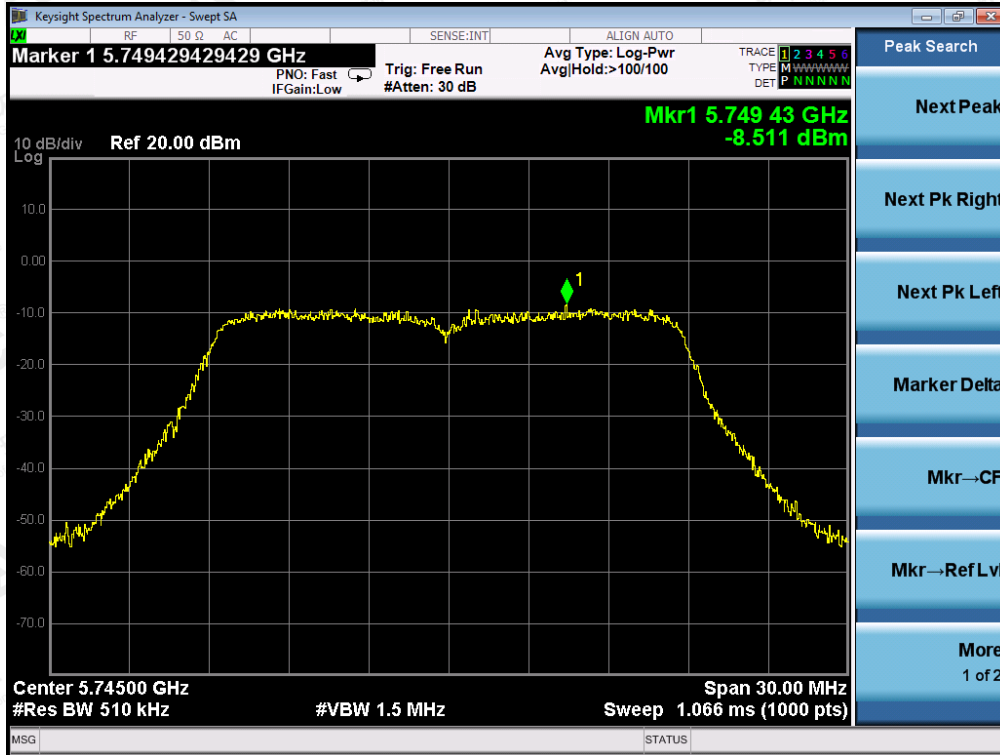


TEST PLOT OF SPECTRAL DENSITY FOR 5240MHz AT CHAIN 1

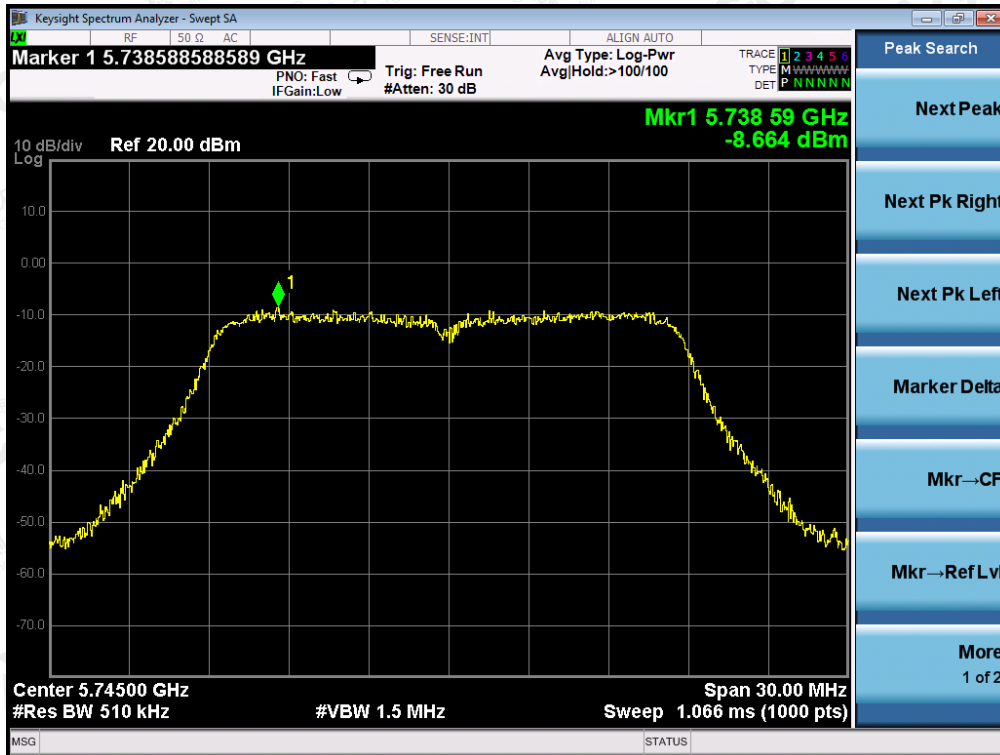


The results shown in this test report refer only to the sample(s) tested unless otherwise stated and the sample(s) are retained for 30 days only. The document is issued by AGC, this document cannot be reproduced except in full with our prior written permission. The more details and the authenticity of the report will be confirmed at <http://www.agc-cert.com>.

TEST PLOT OF SPECTRAL DENSITY FOR 5745MHz AT CHAIN 0

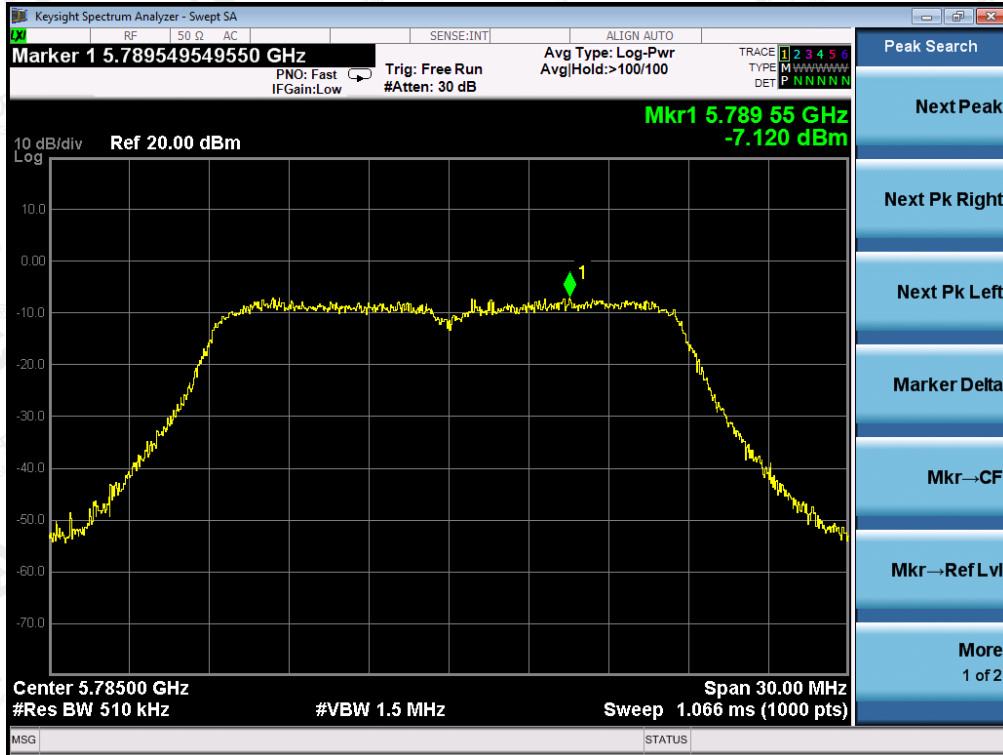


TEST PLOT OF SPECTRAL DENSITY FOR 5745MHz AT CHAIN 1

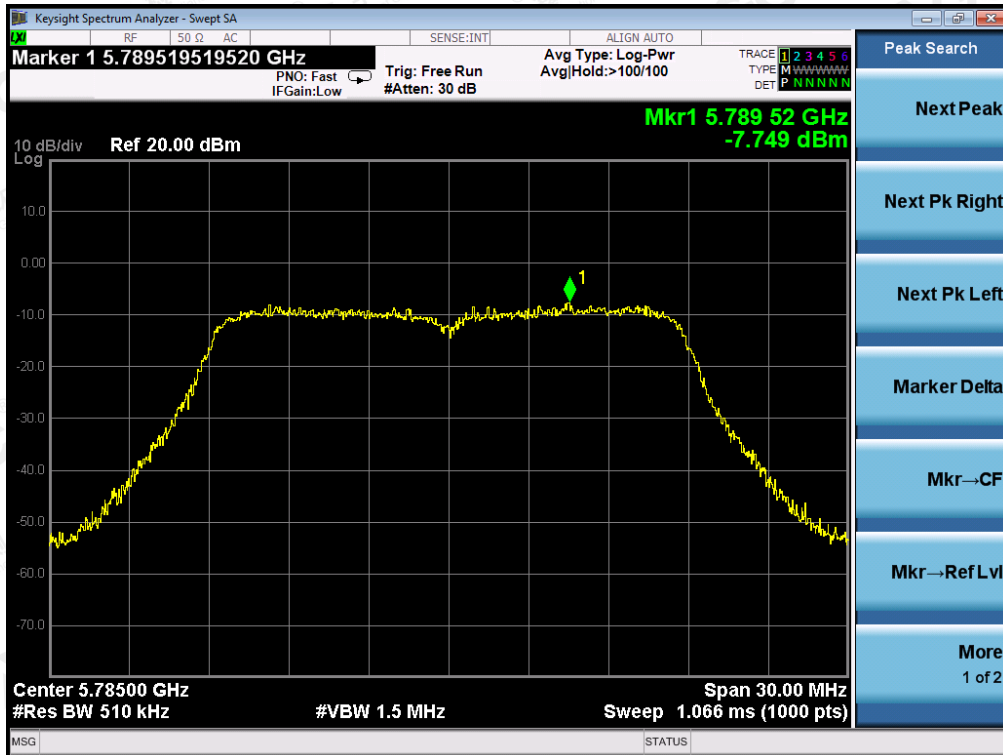


The results shown in this test report refer only to the sample(s) tested unless otherwise stated and the sample(s) are retained for 30 days only. The document is issued by AGC, this document cannot be reproduced except in full with our prior written permission. The more details and the authenticity of the report will be confirmed at <http://www.agc-cert.com>.

TEST PLOT OF SPECTRAL DENSITY FOR 5785MHz AT CHAIN 0

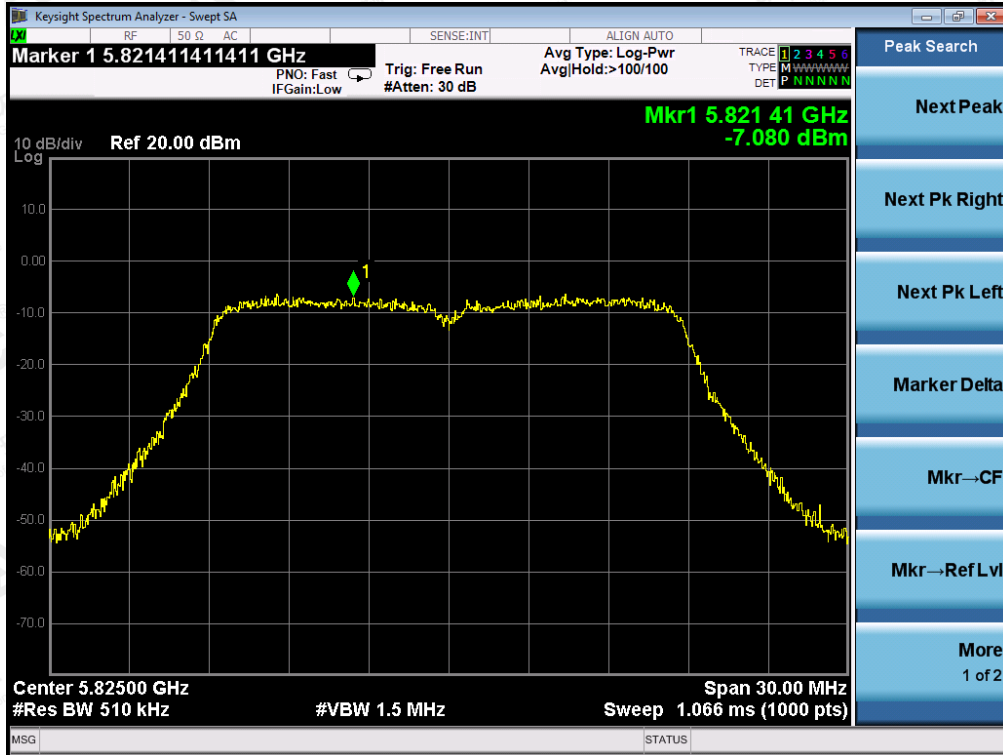


TEST PLOT OF SPECTRAL DENSITY FOR 5785MHz AT CHAIN 1

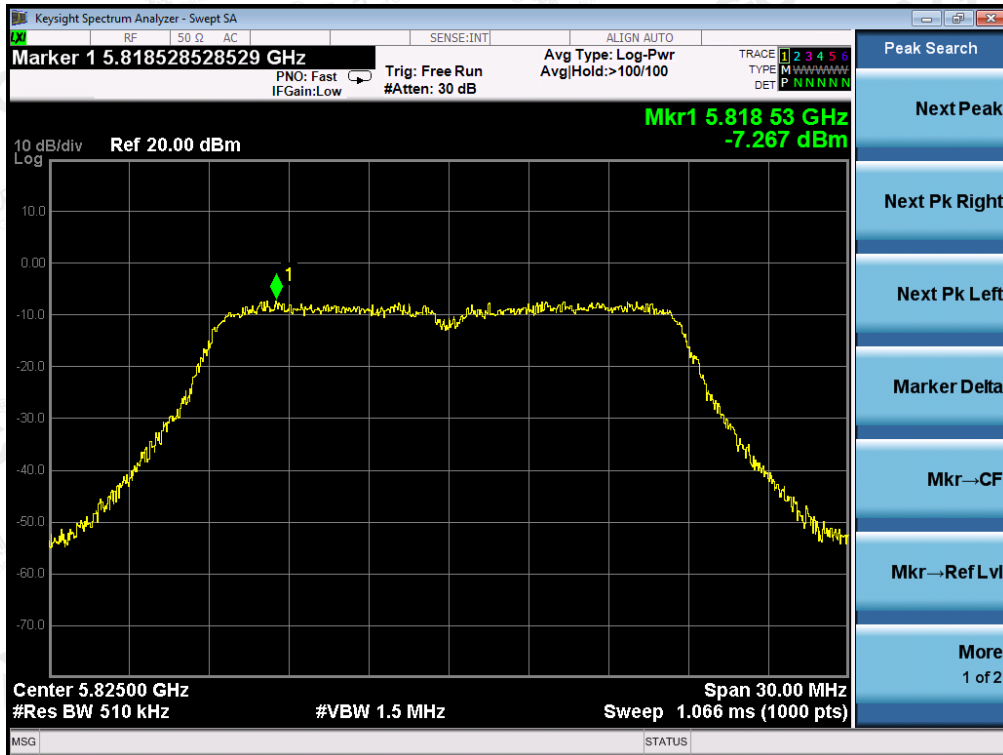


The results shown in this test report refer only to the sample(s) tested unless otherwise stated and the sample(s) are retained for 30 days only. The document is issued by AGC, this document cannot be reproduced except in full with our prior written permission. The more details and the authenticity of the report will be confirmed at <http://www.agc-cert.com>.

TEST PLOT OF SPECTRAL DENSITY FOR 5825MHz AT CHAIN 0



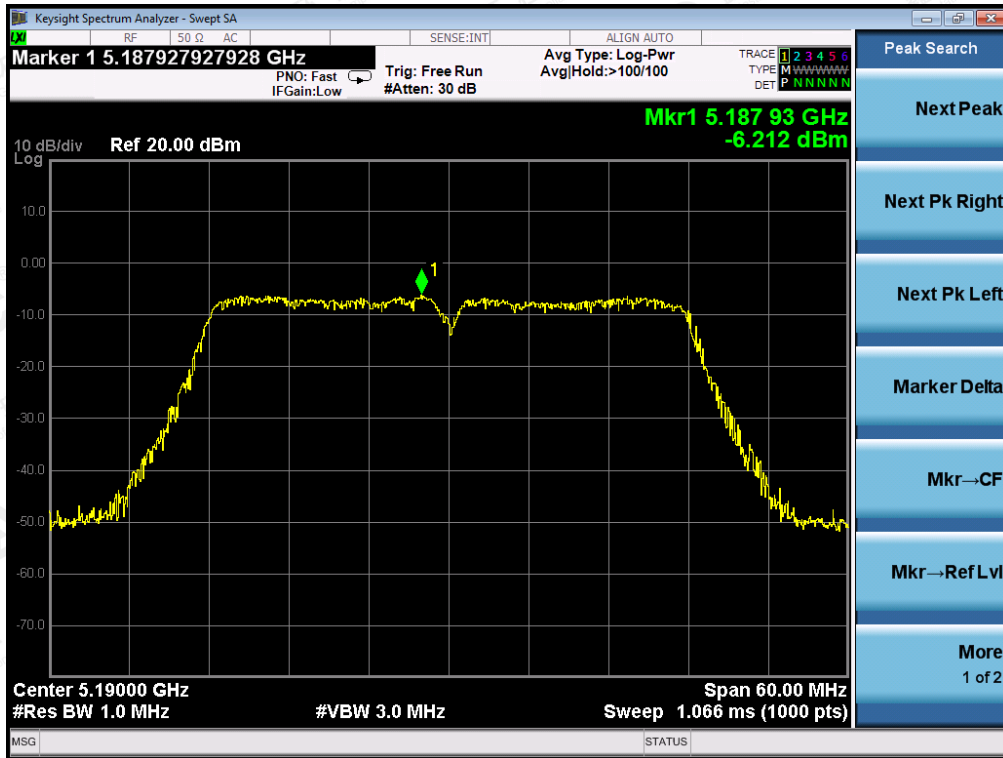
TEST PLOT OF SPECTRAL DENSITY FOR 5825MHz AT CHAIN 1



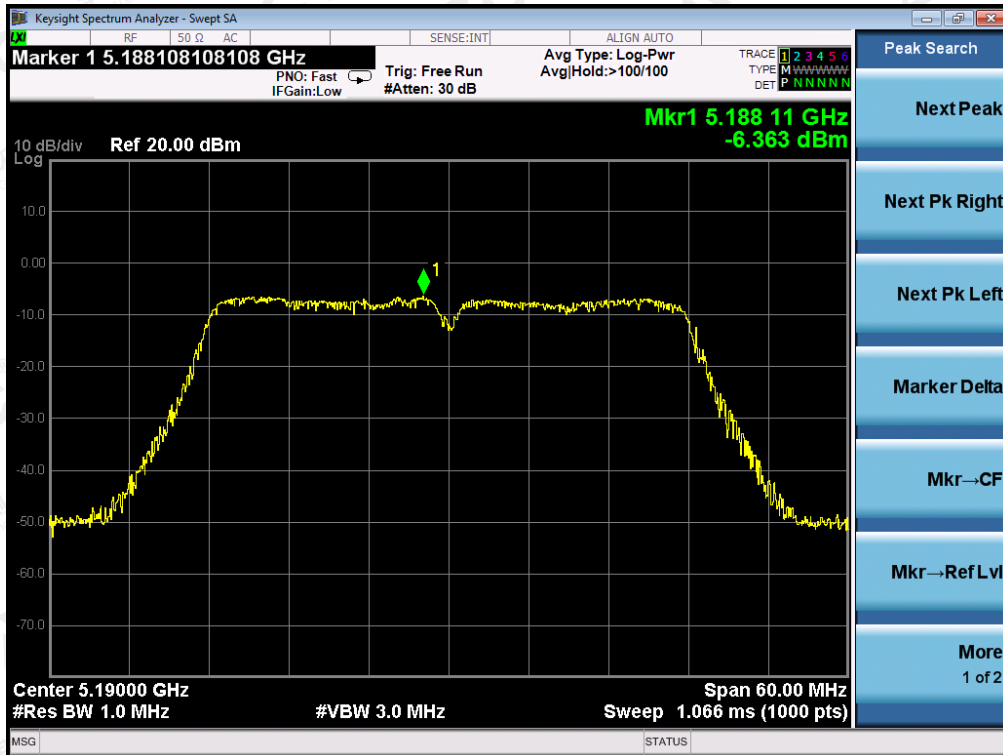
The results shown in this test report refer only to the sample(s) tested unless otherwise stated and the sample(s) are retained for 30 days only. The document is issued by AGC, this document cannot be reproduced except in full with our prior written permission. The more details and the authenticity of the report will be confirmed at <http://www.agc-cert.com>.

802.11ac40 TEST RESULT

TEST PLOT OF SPECTRAL DENSITY FOR 5190MHz AT CHAIN 0

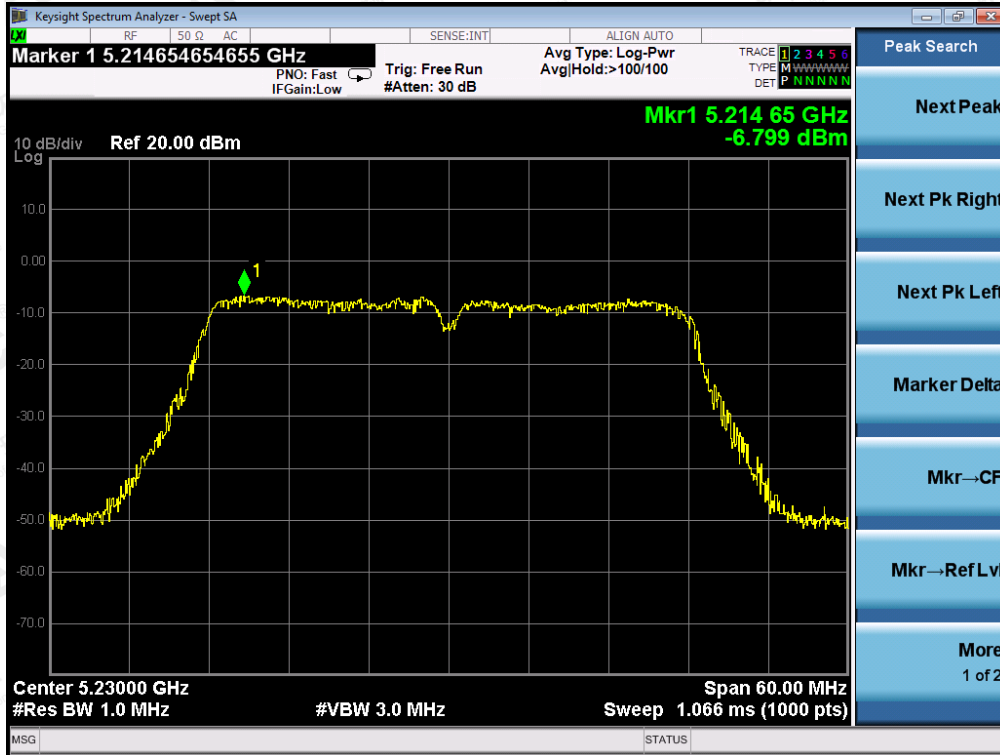


TEST PLOT OF SPECTRAL DENSITY FOR 5190MHz AT CHAIN 1

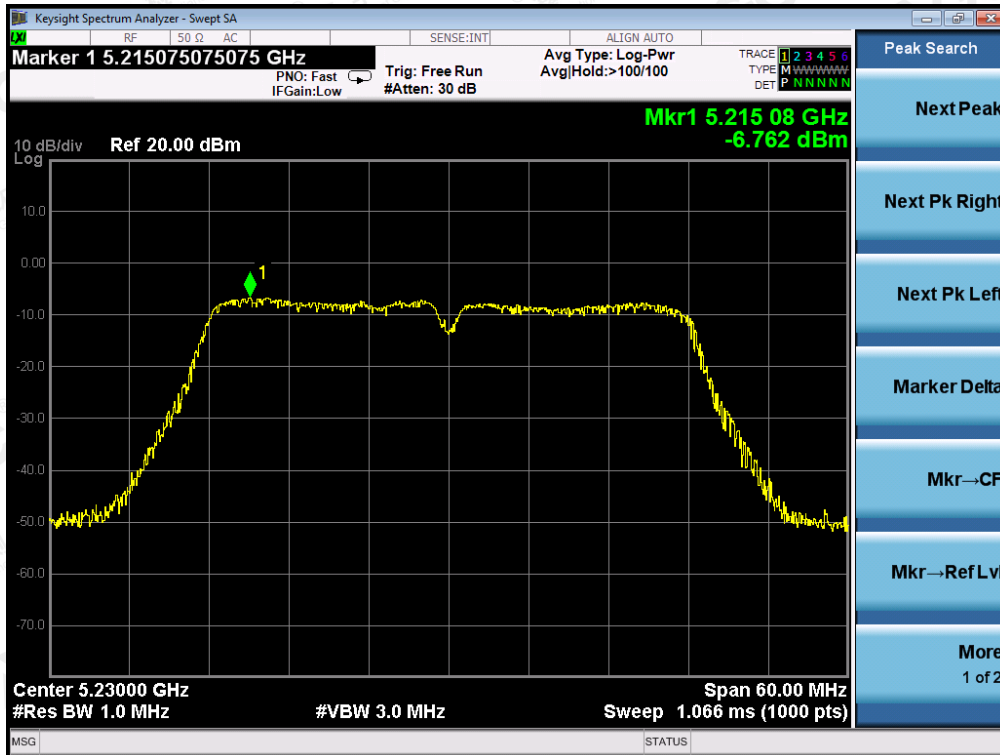


The results shown in this test report refer only to the sample(s) tested unless otherwise stated and the sample(s) are retained for 30 days only. The document is issued by AGC, this document cannot be reproduced except in full with our prior written permission. The more details and the authenticity of the report will be confirmed at <http://www.agc-cert.com>.

TEST PLOT OF SPECTRAL DENSITY FOR 5230MHz AT CHAIN 0

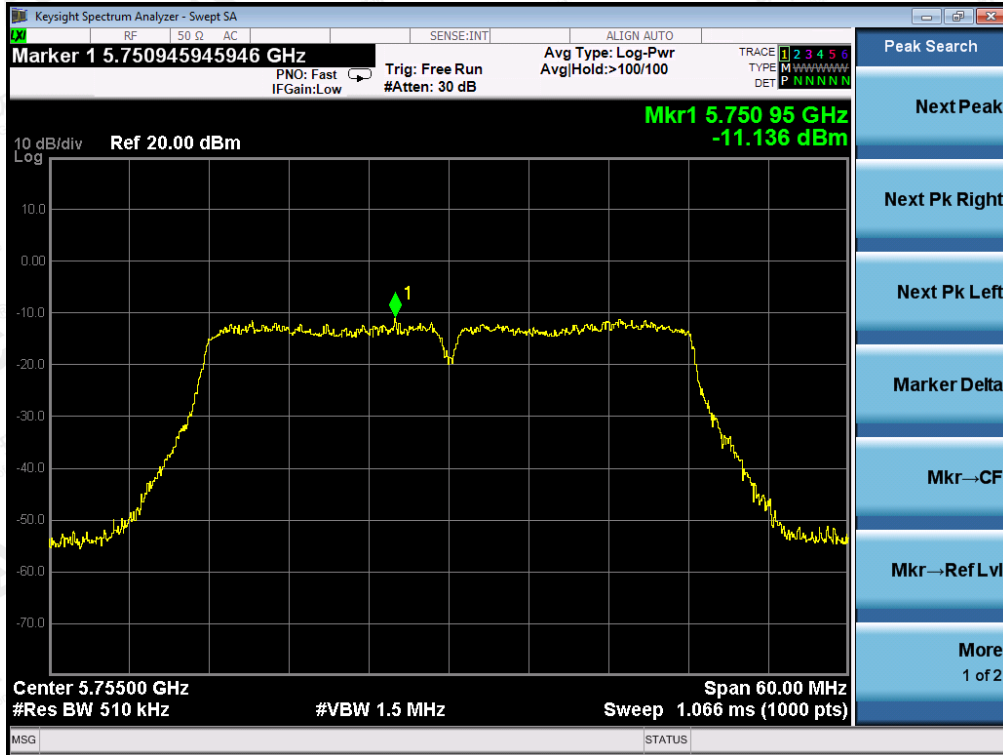


TEST PLOT OF SPECTRAL DENSITY FOR 5230MHz AT CHAIN 1

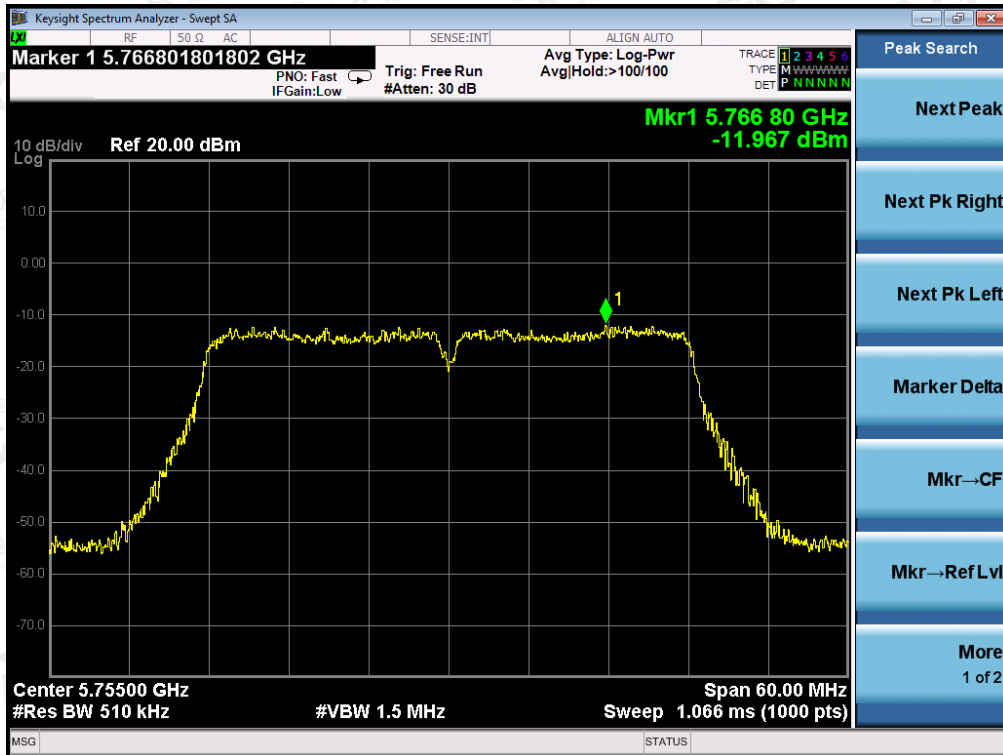


The results shown in this test report refer only to the sample(s) tested unless otherwise stated and the sample(s) are retained for 30 days only. The document is issued by AGC, this document cannot be reproduced except in full with our prior written permission. The more details and the authenticity of the report will be confirmed at <http://www.agc-cert.com>.

TEST PLOT OF SPECTRAL DENSITY FOR 5755MHz AT CHAIN 0

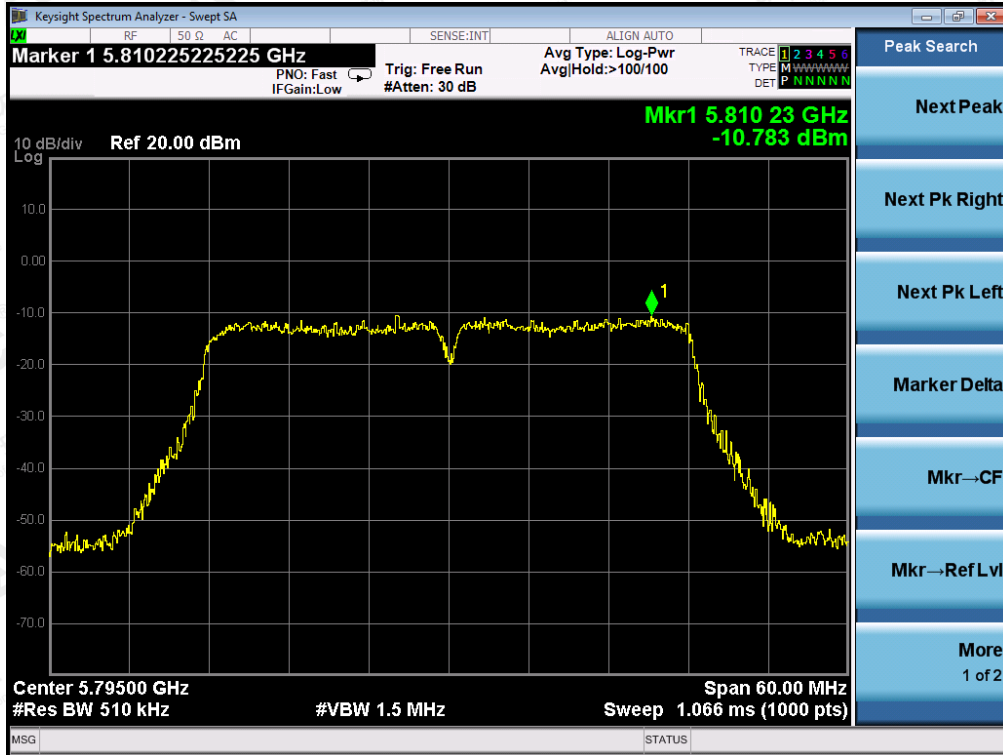


TEST PLOT OF SPECTRAL DENSITY FOR 5755MHz AT CHAIN 1

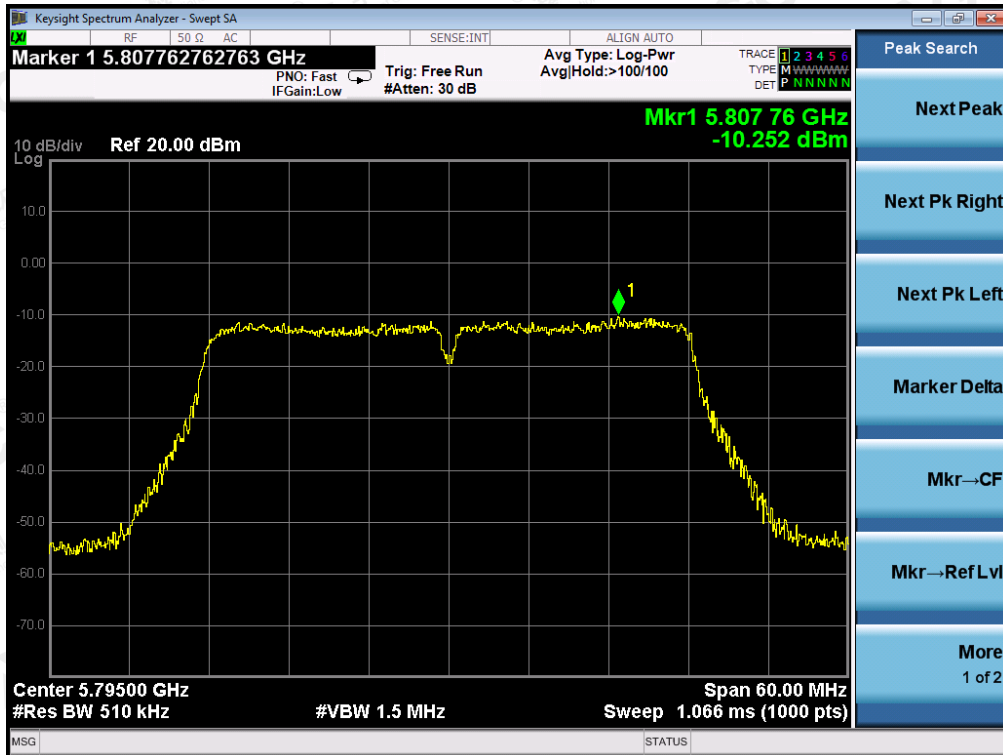


The results shown in this test report refer only to the sample(s) tested unless otherwise stated and the sample(s) are retained for 30 days only. The document is issued by AGC, this document cannot be reproduced except in full with our prior written permission. The more details and the authenticity of the report will be confirmed at <http://www.agc-cert.com>.

TEST PLOT OF SPECTRAL DENSITY FOR 5795MHz AT CHAIN 0



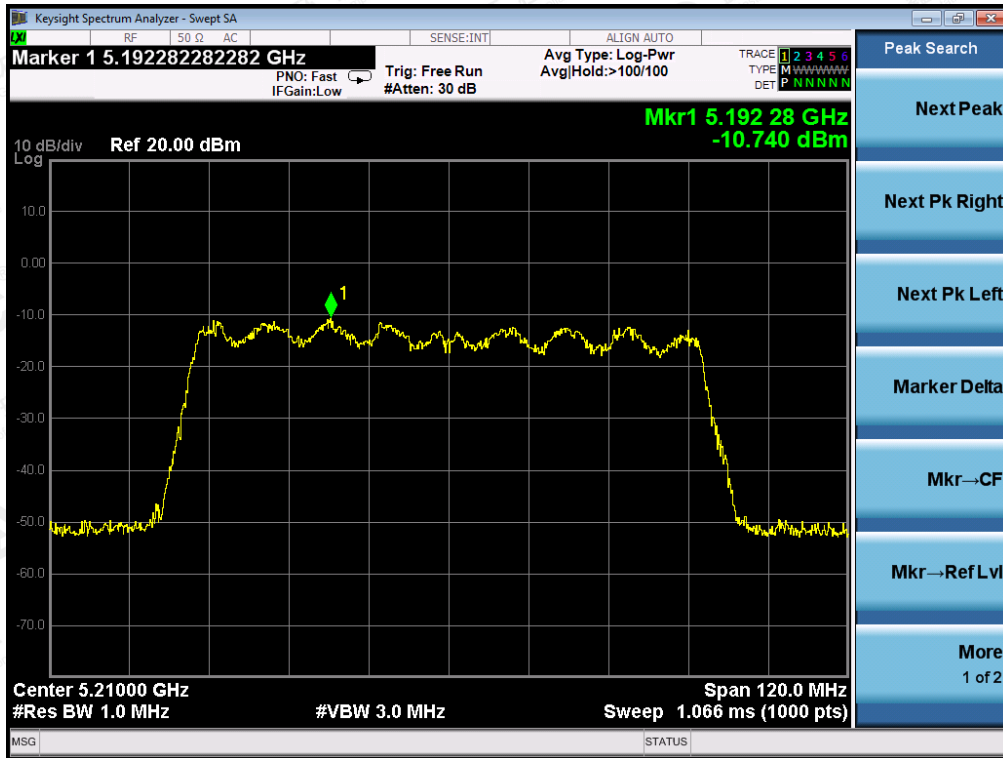
TEST PLOT OF SPECTRAL DENSITY FOR 5795MHz AT CHAIN 1



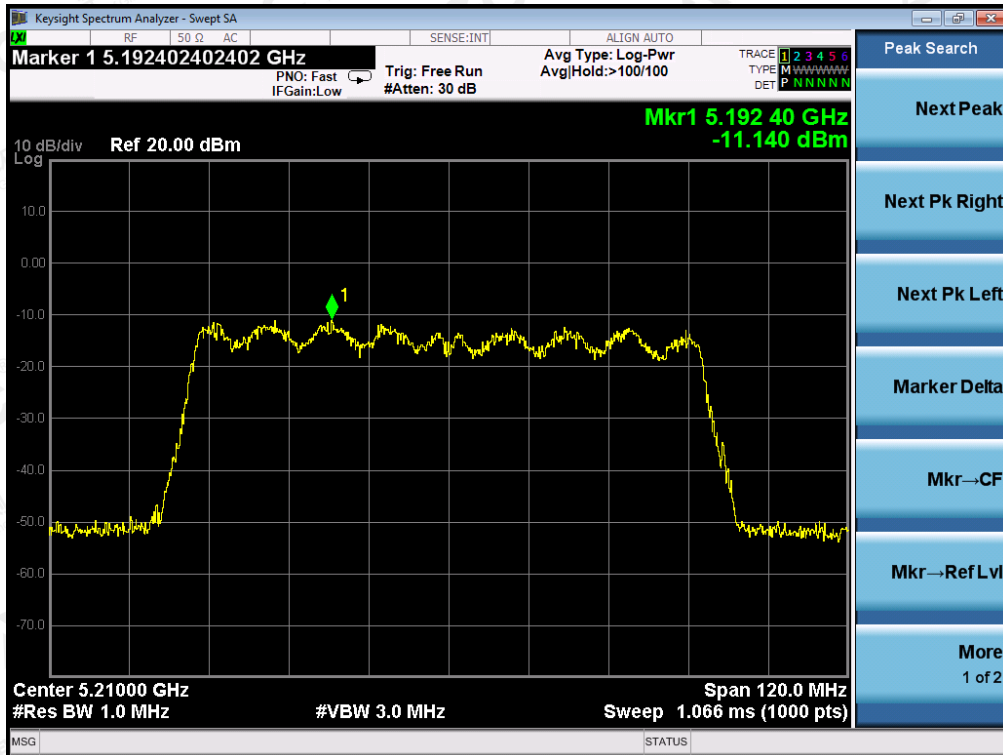
The results shown in this test report refer only to the sample(s) tested unless otherwise stated and the sample(s) are retained for 30 days only. The document is issued by AGC, this document cannot be reproduced except in full with our prior written permission. The more details and the authenticity of the report will be confirmed at <http://www.agc-cert.com>.

802.11ac80 TEST RESULT

TEST PLOT OF SPECTRAL DENSITY FOR 5210MHz AT CHAIN 0

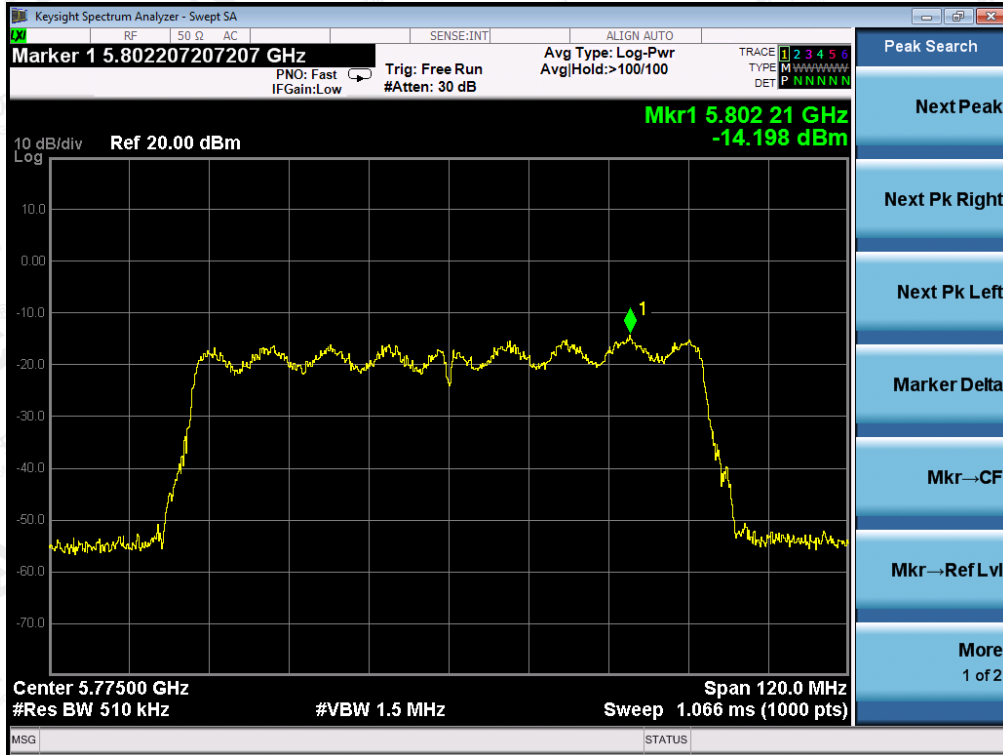


TEST PLOT OF SPECTRAL DENSITY FOR 5210MHz AT CHAIN 1

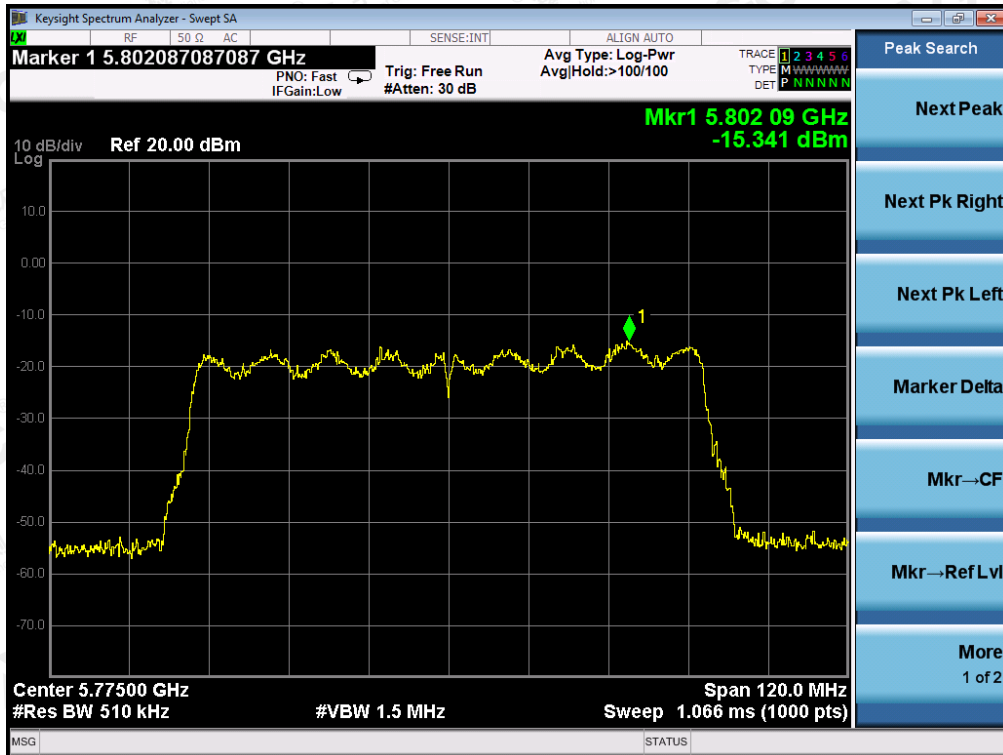


The results shown in this test report refer only to the sample(s) tested unless otherwise stated and the sample(s) are retained for 30 days only. The document is issued by AGC, this document cannot be reproduced except in full with our prior written permission. The more details and the authenticity of the report will be confirmed at <http://www.agc-cert.com>.

TEST PLOT OF SPECTRAL DENSITY FOR 5775MHz AT CHAIN 0



TEST PLOT OF SPECTRAL DENSITY FOR 5775MHz AT CHAIN 1



The results shown in this test report refer only to the sample(s) tested unless otherwise stated and the sample(s) are retained for 30 days only. The document is issued by AGC, this document cannot be reproduced except in full with our prior written permission. The more details and the authenticity of the report will be confirmed at <http://www.agc-cert.com>.