

Test Setup Photographs for the 4500

1. Radiated Emissions

Configuration 1: Radiated measurements above 30 MHz in a Semi-anechoic chamber




Photo 1



Photo 2

Radiated Emissions (continued)




Photo 3

Radiated Emissions (continued)

Radiated measurements below 30 MHz in a Semi-anechoic chamber




Photo 1