









- Sound track: dual track
- Water Resistant: IPX4
- Signal to noise ratio S / N: $\geq 80\text{dB}$
- Frequency Range: 180Hz-20KHz
- Distortion THD: $\leq 1\%$
- Speaker unit: outer diameter 45mm, inner magnet, 4 Ω , 12W x 2

Parameters of power

- Battery: built-in lithium battery, 4000mAh
- Charging Voltage/Current: 5V \pm 0.25V / 1A
- Charging time: 4~5 hours
- Playing time: 7~8 hours

Power ON / OFF	Press long  to power on/off.
Volume – or +	 Turn clockwise to turn up the Volume and counterclockwise to turn the Volume down.
Next/Previous	In the Bluetooth mode, slide to the right to get to the next track and to the left to get to the previous track   .
Play/Pause	When playing music, press  short to Pause/Play.

Answering a call	When a call comes in, press  short to pick up the call and press it again to hang up.
Refuse a call	When a call comes in, press  twice “quickly” to refuse the call.
EQ mode	Press  to select the mode to OUTDOOR or INDOOR, the icon will be illuminate accordingly.

Note:

1. Under Bluetooth mode when the 3.5mm audio plug is inserted, the speaker will switch to line in status automatically;
2. Please turn off the speaker if you don't use it to prevent power drain.

WORKING TEMPERATURE	STORAGE CONDITION
Temperature: 0° C ~ 40° C Humidity: 0% ~ 85% RH	Temperature: -30° C ~ 60° C Humidity: 0% ~ 90% RH

TROUBLE SHOOTINGS

1. My mobile phone can't find any new Bluetooth devices?

- a) Make sure the Bluetooth speaker has entered pairing mode;
- b) Ensure the speaker is within the effective working range;

2. Bluetooth devices can't pair up

- a) Make sure your mobile phone allows new connection, did not reach the maximum allowed connection number, please ref to your mobile's user manual;
- b) Make sure you click the right Bluetooth pairing name.

3. My mini speaker does not play music / answer call when it connected to a Bluetooth mobile phone?

- a) Make sure your Bluetooth mobile phone supports A2DP and HSF (hands-free) profile;
- b) Ensure your Bluetooth cell phone is within effective working range.

4. When paired with my computer, windows ask for new driver? Can you supply?

a) We can't supply. The Bluetooth A2DP/HSF drivers may require playing stereo sound via Bluetooth Connection. But the driver is actually needed for the Bluetooth module on your PC, instead of the speaker. Different Bluetooth module may require different drivers. Please contact your PC or Bluetooth module's manufacturer for driver update.

5. Why can't I remotely control the pause, play, previous song and skip track functions with the speaker when playing music?

- a) When you are using 3.5mm AUX audio in connection, you can't pause, change volume or skip tracks with the buttons on the speaker;

b) This feature needs the Bluetooth devices paired with the speaker to support AVRCP (Audio/Video Remote Control Profile). Please make sure your cell phone or other Bluetooth device supports AVRCP.

SAFETY NOTICES

Read the following recommendations before using the Bluetooth speaker.

- a) Keep it dry and don't take it to damp places to avoid the product's internal circuit being affected.
- b) Keep the product away from direct sunlight or hot places. High temperatures will shorten the life of electronic devices, destroy the battery or distort certain plastic parts.
- c) Don't expose the product to extremely cold area. It may damage the internal circuit board.
- d) Don't try to disassemble the product as it may get damaged if you are not professional. The internal circuit might get damaged.
- f) Don't use intensive chemical products or detergent to clean the product.
- g) Don't scratch the surface with sharp tips.

trendwoo
Follow Your Passion

SoundCup-L



User Manual
IPX4 Portable Bluetooth Speaker
with Replaceable Fabric Covering

FCC WARNING

This device complies with Part 15 of the FCC Rules. Operation is subject to the following two conditions:

- (1) This device may not cause harmful interference, and
- (2) this device must accept any interference received, including interference that may cause undesired operation.

NOTE 1: Any changes or modifications to this unit not expressly approved by the party responsible for compliance could void the user's authority to operate the equipment.

ACCESSORIES

- 1x SoundCup-L Bluetooth Speaker
- 1x User Manual
- 1x USB Charging Cable
- 1x AUX 3.5mm Audio Cable

HIGHLIGHTS

SoundCup-L is a compact Bluetooth speaker that can be wirelessly connected to Bluetooth devices such as smart phones, tablets and computers to playback any music collection stored on them. Thanks to the powerful battery and passive radiator, the system delivers typical bass sound. The speaker with its substantial battery life offers 7 to 8 hours play time and is the perfect companion for you to put at home, or for camping. The process control helps you get rid of complicated connections and wiring distance constraints. Therefore, users can enjoy high-quality music anytime and anywhere.

BLUETOOTH CONNECTION

Turn the speaker on by pressing the power for several seconds, then the blue led flashes quickly. The speaker now has entered the Bluetooth pairing mode.

CONNECT TO MOBILE PHONES/TABLET PCs/COMPUTERS

1. Activate your phone's Bluetooth.
2. Go to your phone's Bluetooth settings, scan for new Bluetooth devices.
3. Upon device found (SoundCup-L), click the device name and pair with it.
4. If your phone ask for pairing code , please enter "0000" and confirm it.
5. After successful pairing, the speaker will make a prompt sound and the LED light turns blue.

Note:
Pairing time is varied with different mobile phones. It only needs pairing at

01

the first time and it will auto connect the devices which have already been paired before (The speaker only can remember the last 8 paired devices' names)

AUX AUDIO-IN CONNECTOR

The speaker also features 1x AUX audio in port, simply connect the speaker with your non-Bluetooth mobile phone/MP3 player/PC/laptop with the 3.5mm jack audio cable. The green light will be on, and then you can play music via wired connection.

LOW POWER INDICATION

The speaker will indicate a beep sound to remind you to charge if battery is low (battery only left 10%).Users need to charge the speaker timely.

CHARGING

Connect the micro USB charging cable to a computer or USB charger, red LED indication for charging status. Green LED turns on upon charging finished. (4~5 hours for charging)

NFC Function

There is a built-in NFC chip in the speaker. Activate the NFC function on the phone and put the phone close onto the NFC position of the speaker. Then, do according to the phone instructions to fast connect the phone with the Bluetooth speaker via NFC function.

SPECIFICATIONS

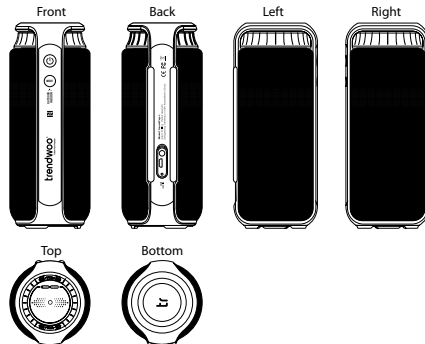
Speaker Interfaces

- Audio input connector: 3.5mm
- AUX cable: support aux external audio input.
- Charging interface: Micro USB; Input 5V

02

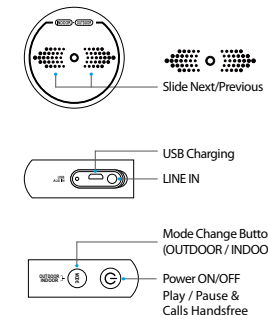
Dimensions and Basic Parameters

- Length: 77.8mm ± 0.2mm
- Width: 74.7mm ± 0.2mm
- Height: 190.8mm ± 0.2mm
- Material: ABS + Fabric
- Weight: 560g ± 5g



03

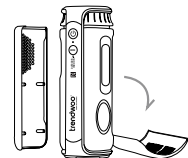
FUNCTION ANALYSIS



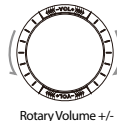
ELECTRICAL SPECIFICATIONS

- Bluetooth Version: Version 4.2
- Transmission distance: up to 10 m

04



Fabric Covering replaceable



Rotary Volume +/-

www.trendwoo.com

[/trendwoo](https://www.facebook.com/trendwoo) [/trendwoo](https://www.twitter.com/trendwoo) [/trendwoo](https://www.pinterest.com/trendwoo)

support@trendwoo.com
Designed by Trendwoo in Los Angeles.

RoHS CE FC
MADE IN CHINA