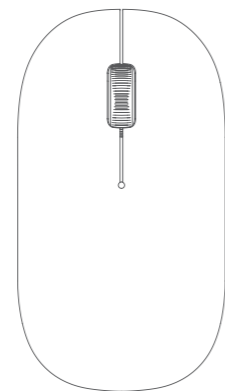


TECKNET

Wireless Mouse

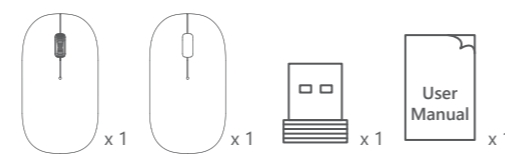


Model: TK-MS003

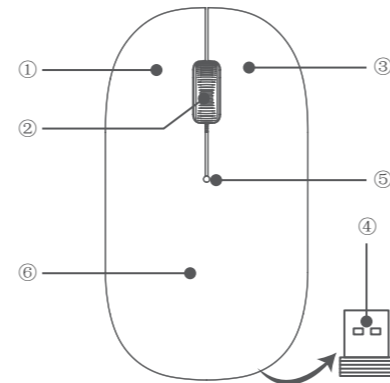
User Manual

EN

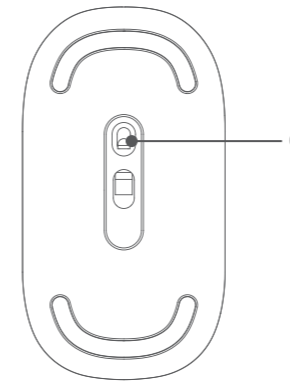
Package Contents:



Product Overview:



1. Left click button
2. Scroll wheel
3. Right click button
4. Receiver
5. Status Indicator
6. Magnetic Removable Cover
7. On/Off Switch



Specifications:

Working voltage:	1.5V
Working current:	<13mA
DPI:	800/1200/3200DPI
Transmission distance:	<10m
Compatible Systems:	Windows XP/7/8/10, macOS
Transmission Power:	-12 dBm

How to Use:

1. Remove the mouse cover.
 2. Remove the receiver. Install the battery and close the mouse cover.
 3. Plug the receiver into the USB-A port on your computer.
 4. Switch on the mouse at the bottom of the mouse. The computer system will automatically detect the mouse and run it after preparation.
 5. The mouse will enter the sleep state after not being used for a period of time, and can be awakened by moving or pressing any key.
 6. When the battery is low, the status indicator flashes. Please replace the battery.
 7. To change DPI, press the left button and scroll wheel at the same time.
- When switching to 800 DPI, the LED indicator flashes once.
When switching to 1200 DPI, the LED indicator flashes twice.
When switching to 3200 DPI, the LED indicator flashes 3 times.

Tip:

Before waking up the mouse, make sure that your computer is turned on and not in sleep mode.

SIMPLIFIED EU DECLARATION OF CONFORMITY

Hereby, Shenzhen Unichain Technology Co., Ltd. declares that the product type TK-MS003 is in compliance with Directive 2014/53/EU.

The full text of the EU declaration of conformity is available at the following internet address: <https://eu.tecknetonline.com/>

Correct Disposal of This Product

(Waste Electrical & Electronic Equipment)

This Marking shown on the product or its literature, indicate that it should not be disposed with other household wastes at the end of its working life.

To prevent possible harm to the environment or human health from uncontrolled waste disposal, please separate this from other types of wastes and recycle it responsibly to promote the sustainable reuse of material resources. Household user should contact either the retailer where they purchased this product, or their local government office, for details of where and how they can take this item for environmentally safe recycling.

Business users should contact their supplier and check the terms and conditions of the purchase contract. This product should not be mixed with other commercial wastes for disposal.

IMPORTANT SAFETY INSTRUCTIONS-CAREFULLY FOLLOW THESE INSTRUCTIONS.

1. RETAIN THESE INSTRUCTIONS - This sheet contains important safety and operating instructions.
2. Before using the product, read all instructions and caution markings on the product, accessories, and device.
3. This appliance is not intended for use by persons (including children) with reduced physical, sensory or mental capabilities, or lack of experience and knowledge, unless they have been given supervision or instruction concerning use of the appliance by a person responsible for their safety.
4. Children should be supervised to ensure that they do not play with the appliance.
5. Keep the product away from the fire to avoid an explosion.
6. For proper insertion, please observe polarity indicators (+/-).
7. Remove the batteries if the product is not going to be used for a long period.
8. Do not place the product in or near an inflammable, explosive, or hazardous object.
9. Do not operate the product if it has been damaged in any way.
10. Do not disassemble the product. Disassembly may result in a risk of safety hazards.
11. Do not throw or shake the product.
12. Do not place the product in or near water, rain, excess moisture, or extreme heat.

Limited 12-Month Warranty



What this warranty covers.

Shenzhen Unichain Technology Co., LTD. (Manufacturer: "Unichain") warrants to the original purchaser of this TECKNET product that the product shall be free of defects in design, assembly, material, or workmanship.

What the period of coverage is.

Unichain warrants the TECKNET product for **12 Months**.

What will we do to correct problems?

Unichain will repair or replace, at its option, any defective product free of charge (except for shipping charges for the product).

What is not covered by this warranty?

All above warranties are null and void if the TECKNET product is not provided to Unichain for inspection upon Unichain's request at the sole expense of the purchaser, or if Unichain determines that the TECKNET product has been improperly installed, altered in any way, or tampered with. The TECKNET Product Warranty does not protect against acts of God such as flood, earthquake, lightning, war, vandalism, theft, normal-use wear and tear, erosion, depletion, obsolescence, abuse, damage due to low voltage disturbances (e.g. brownouts or sags), non-authorized program, or system equipment modification or alteration.

How to claim the warranty

Please contact retailers or visit TECKNET website or email support@tecknetonline.com for more information. To extend the warranty period, please visit TECKNET website and register your TECKNET products within **90 days** of purchase.

Disclaimer

Every effort has been made to ensure that the information and procedures in this guide are accurate and complete, no liability can be accepted for any errors or omissions and we reserve the right to make any changes without further notice to any products mentioned herein.

FCC STATEMENT

This device complies with Part 15 of the FCC Rules. Operation is subject to the following two conditions:

- (1) This device may not cause harmful interference, and
- (2) This device must accept any interference received, including interference that may cause undesired operation.

Warning: Changes or modifications not expressly approved by the party responsible for compliance could void the user's authority to operate the equipment.

NOTE: This equipment has been tested and found to comply with the limits for a Class B digital device, pursuant to Part 15 of the FCC Rules. These limits are designed to provide reasonable protection against harmful interference in a residential installation. This equipment generates uses and can radiate radio frequency energy and, if not installed and used in accordance with the instructions, may cause harmful interference to radio communications. However, there is no guarantee that interference will not occur in a particular installation. If this equipment does cause harmful interference to radio or television reception, which can be determined by turning the equipment off and on, the user is encouraged to try to correct the interference by one or more of the following

measures:

- ~ Increase the separation between the equipment and receiver.
- ~ Connect the equipment into an outlet on a circuit different from that to which the receiver is connected.
- ~ Consult the dealer or an experienced radio/TV technician for help.