

# Antenna Test Report

**Report No.** : SSP24050111-2A

**Manufacturer** : Shenzhen Unichain Technology Co., Ltd

**Product Name** : 2.4GHz Antenna

**Model Name** : EWM01233

**Test Standard** : IEEE 149-1979

**Tested Date** : 2024-04-22

**Issued Date** : 2024-04-23

**Tested By** : *William Liu* William Liu(Engineer)

**Approved By** : *Lahm Peng* Lahm Peng (Manager)




**Shenzhen CCUT Quality Technology Co., Ltd.**

1F, Building 35, Changxing Technology Industrial Park, Yutang Street, Guangming District, Shenzhen,  
Guangdong, China; (Tel.:+86-755-23406590 website: www.ccuttest.com)

This test report is limited to the above client company and the product model only. It may not be duplicated without prior permitted by Shenzhen CCUT Quality Technology Co., Ltd.

# 1. General Information

## 1.1 Product Information

Manufacturer:	Shenzhen Unichain Technology Co., Ltd
Address of Manufacturer:	201, 111-3, Huangjinshan District, Bantian Community, Bantian Street, Longgang District, Shenzhen, China
Product Name:	2.4GHz Antenna
Model Name:	EWM01233
Frequency Range:	2400MHz - 2483.5MHz
Type of Antenna:	PCB Antenna
Antenna Gain:	0.8dBi (Max.)
Impedance:	50 ohm
Antenna View:	<p style="text-align: center;">Length * Width (3cm * 0.5cm)</p> 

## 1.2 Test Standard

All measurements contained in this report were conducted with standards IEEE 149-1979 for IEEE Standard Test Procedures for Antennas.

## 1.3 Test Facilities

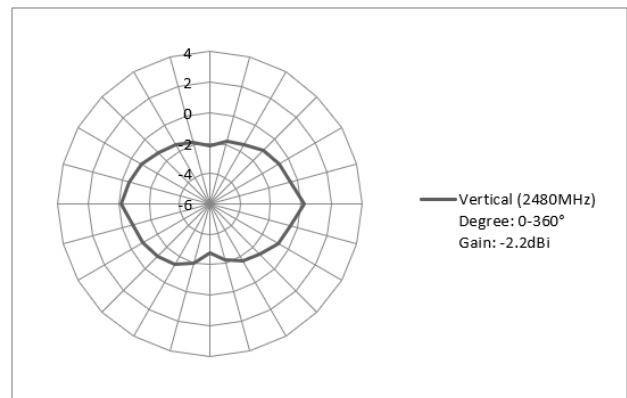
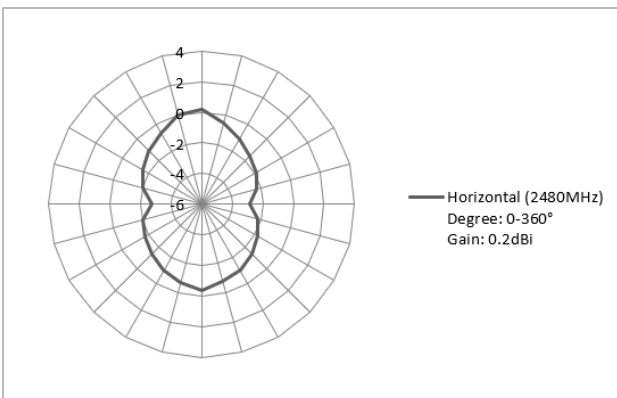
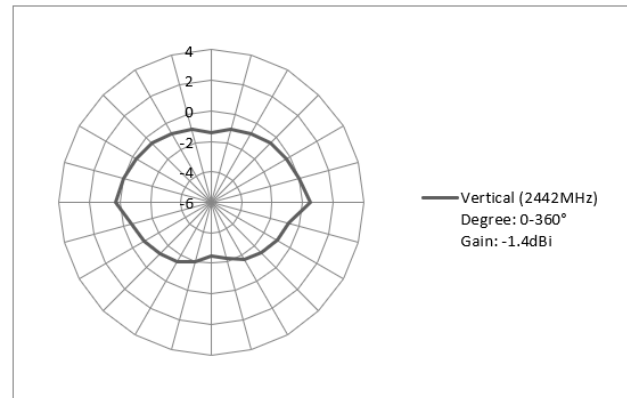
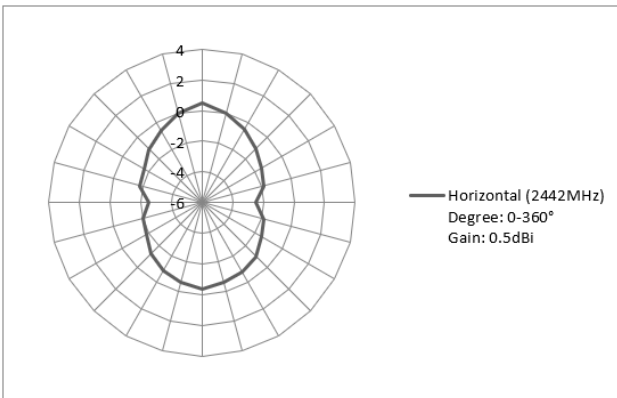
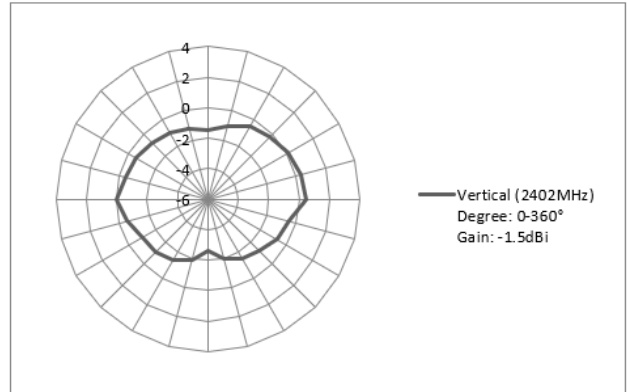
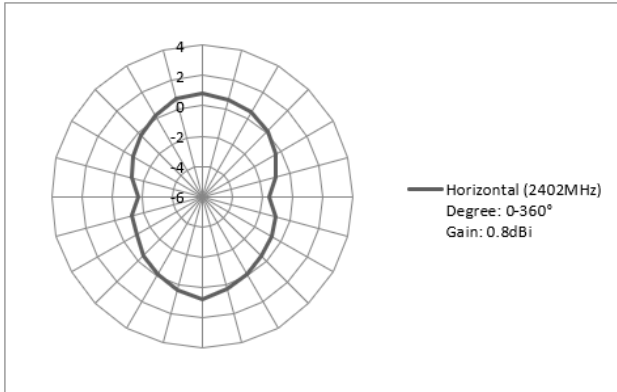
Laboratory Name:	<p><b>Shenzhen CCUT Quality Technology Co., Ltd.</b>                  1F, Building 35, Changxing Technology Industrial Park, Yutang Street, Guangming District, Shenzhen, Guangdong, China</p>
<p>All measurement facilities used to collect the measurement data are located at 1F, Building 35, Changxing Technology Industrial Park, Yutang Street, Guangming District, Shenzhen, Guangdong, China.</p>	

## 2. OTA Test

### 2.1 Gain

Frequency	Peak Gain (dBi)	Polarity
2402MHz	0.8	Horizontal
2402MHz	-1.5	Vertical
2442MHz	0.5	Horizontal
2442MHz	-1.4	Vertical
2480MHz	0.2	Horizontal
2480MHz	-2.2	Vertical

### 2.2 Radiation Pattern View



\*\*\*\*\* END OF REPORT \*\*\*\*\*