



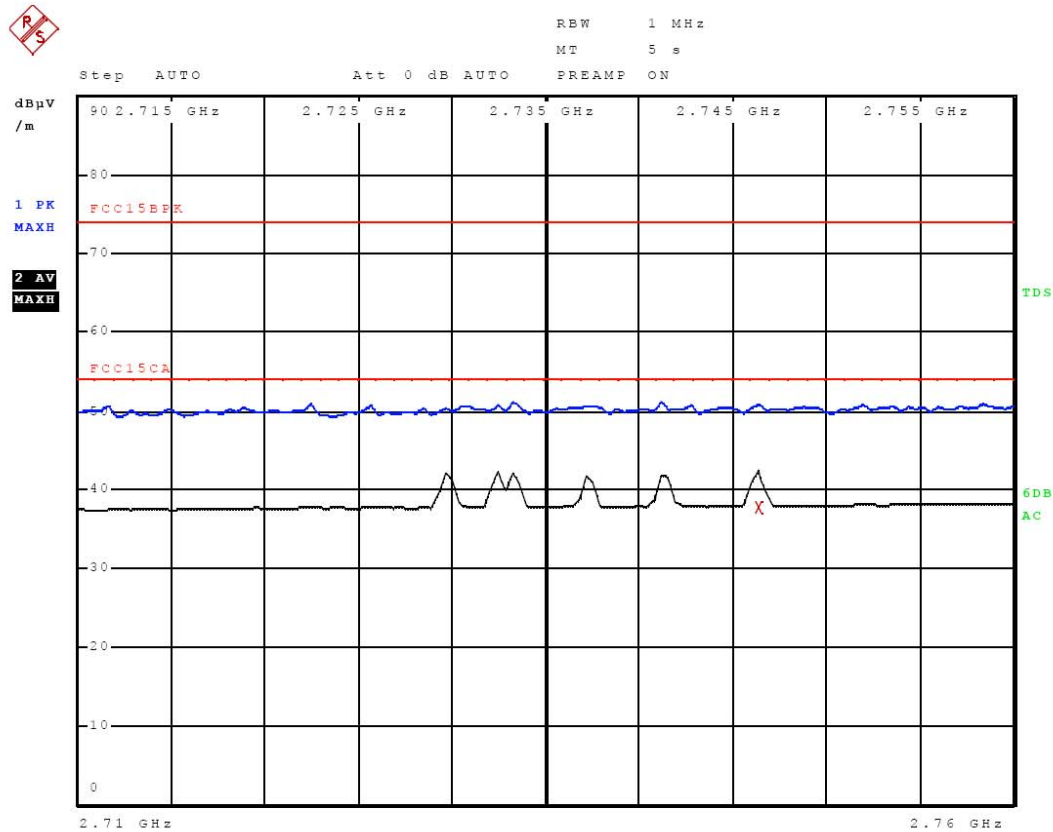
13.Jan 17 15:49

Meas Type RADIATED EMISSION
Equipment under Test WSD 011-2
Manufacturer NAVIS ELEKTRONIKA D.O.O.
OP Condition Hopping mode
Operator Andrej Skof
Test Spec
 HORIZONTAL 150 cm, 0 deg

Stepped Scan (1 Range)

Scan Start: 2.71 GHz
 Scan Stop: 2.76 GHz
 Detector: Trace 1: MAX PEAK Trace 2: Average
 Transducer: RE-18GHz

Start Frequency	Stop Frequency	Step Size	Res BW	Meas Time	RF Atten	Preamp	Input
2.710000 GHz	2.760000 GHz	400.00 kHz	1.00 MHz	1 ms	Auto	20 dB	INPUT1





13.Jan 17 15:49

Meas Type RADIATED EMISSION
Equipment under Test WSD 011-2
Manufacturer NAVIS ELEKTRONIKA D.O.O.
OP Condition Hopping mode
Operator Andrej Skof
Test Spec
HORIZONTAL 150 cm, 0 deg

Final Measurement

Meas Time: 5 s
Margin: 21 dB
Peaks: 1

Trace	Frequency	Level (dB μ V/m)	Detector	Delta Limit/dB
2	2.746400000 GHz	37.67	CISPR Averag	-16.33



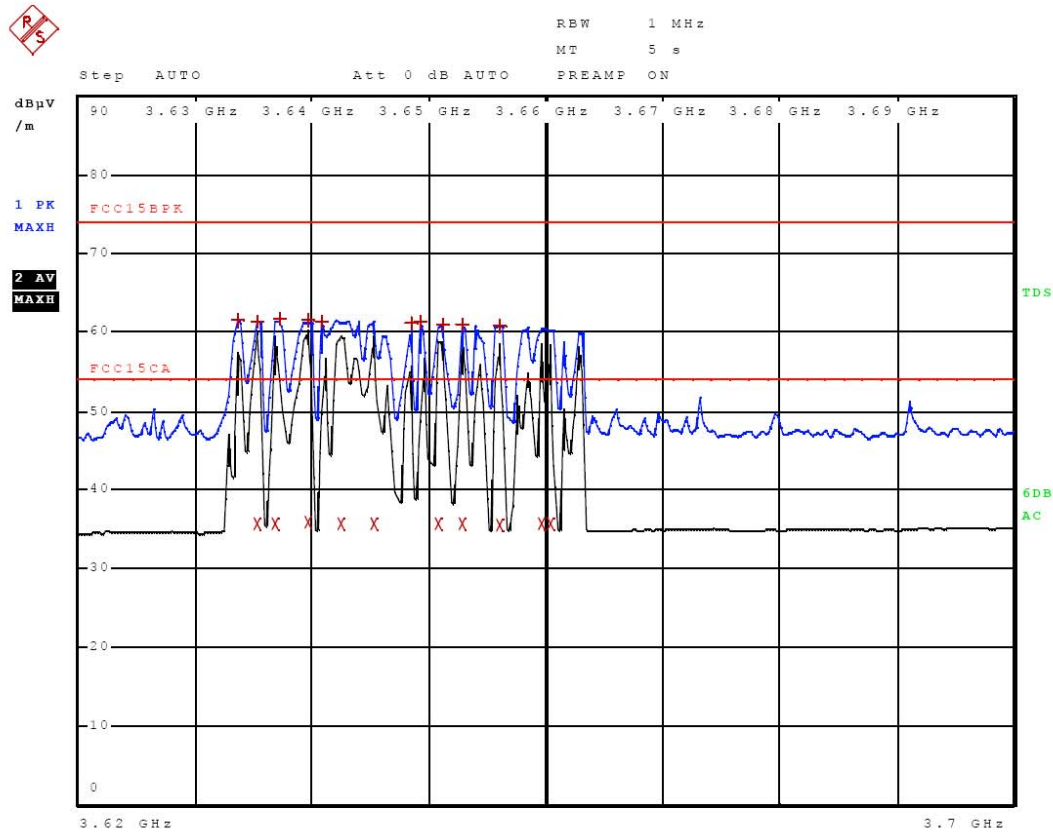
13.Jan 17 15:42

Meas Type RADIATED EMISSION
Equipment under Test WSD 011-2
Manufacturer NAVIS ELEKTRONIKA D.O.O.
OP Condition Hopping mode
Operator Andrej Skof
Test Spec
 VERTICAL 150 cm, 0 deg

Stepped Scan (1 Range)

Scan Start: 3.62 GHz
 Scan Stop: 3.7 GHz
 Detector: Trace 1: MAX PEAK Trace 2: Average
 Transducer: RE-18GHz

Start Frequency	Stop Frequency	Step Size	Res BW	Meas Time	RF Atten	Preamp	Input
3.620000 GHz	3.700000 GHz	400.00 kHz	1.00 MHz	1 ms	Auto	35 dB	INPUT1



Meas Type RADIATED EMISSION
Equipment under Test WSD 011-2
Manufacturer NAVIS ELEKTRONIKA D.O.O.
OP Condition Hopping mode
Operator Andrej Skof
Test Spec
 VERTICAL 150 cm, 0 deg

Final Measurement

Meas Time: 5 s
 Margin: 21 dB
 Peaks: 20

Trace	Frequency	Level (dB μ V/m)	Detector	Delta Limit/dB
1	3.637200000 GHz	61.65	Max Peak	-12.35
1	3.633600000 GHz	61.63	Max Peak	-12.37
1	3.639600000 GHz	61.54	Max Peak	-12.46
1	3.635200000 GHz	61.42	Max Peak	-12.58
1	3.640800000 GHz	61.38	Max Peak	-12.62
1	3.649200000 GHz	61.34	Max Peak	-12.66
1	3.648400000 GHz	61.16	Max Peak	-12.84
1	3.651200000 GHz	60.96	Max Peak	-13.04
1	3.652800000 GHz	60.94	Max Peak	-13.06
1	3.656000000 GHz	60.70	Max Peak	-13.30
2	3.639600000 GHz	35.74	CISPR Averag	-18.26
2	3.660400000 GHz	35.67	CISPR Averag	-18.33
2	3.652800000 GHz	35.65	CISPR Averag	-18.35
2	3.645200000 GHz	35.64	CISPR Averag	-18.36
2	3.659600000 GHz	35.63	CISPR Averag	-18.37
2	3.635200000 GHz	35.63	CISPR Averag	-18.37
2	3.650800000 GHz	35.61	CISPR Averag	-18.39
2	3.636800000 GHz	35.60	CISPR Averag	-18.40
2	3.642400000 GHz	35.58	CISPR Averag	-18.42
2	3.656000000 GHz	35.49	CISPR Averag	-18.51



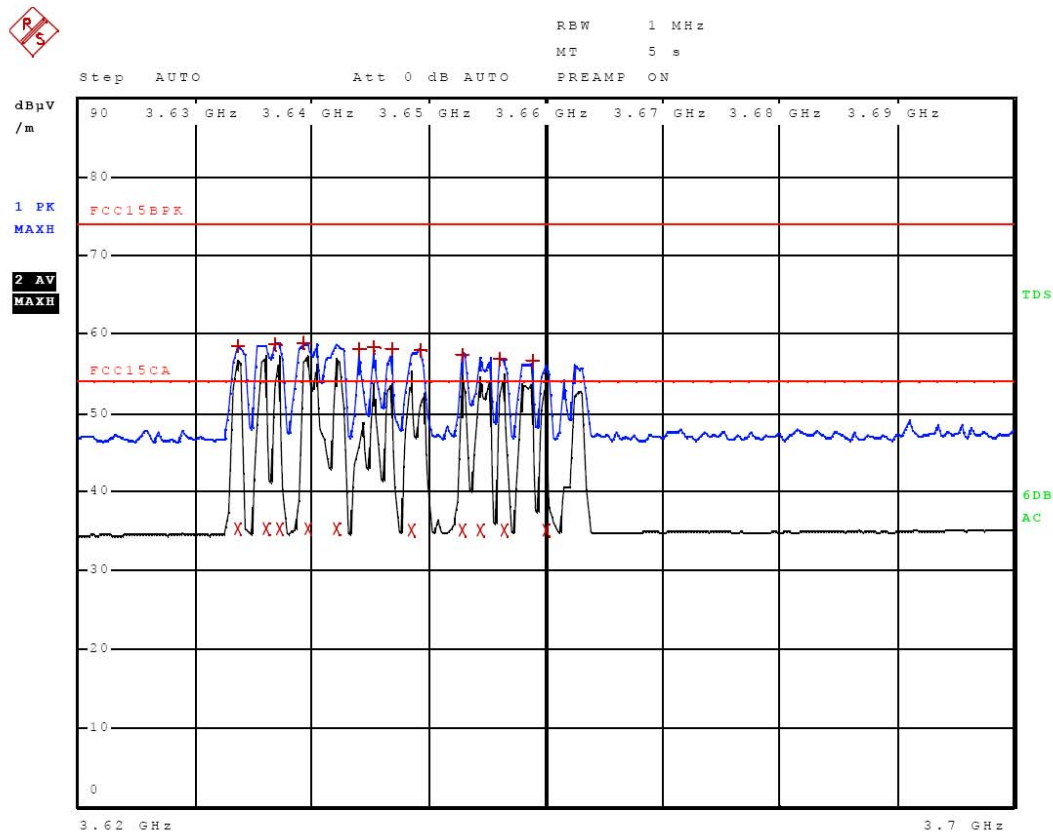
13.Jan 17 15:39

Meas Type RADIATED EMISSION
Equipment under Test WSD 011-2
Manufacturer NAVIS ELEKTRONIKA D.O.O.
OP Condition Hopping mode
Operator Andrej Skof
Test Spec
 HORIZONTAL 150 cm, 0 deg

Stepped Scan (1 Range)

Scan Start: 3.62 GHz
 Scan Stop: 3.7 GHz
 Detector: Trace 1: MAX PEAK Trace 2: Average
 Transducer: RE-18GHz

Start Frequency	Stop Frequency	Step Size	Res BW	Meas Time	RF Atten	Preamp	Input
3.620000 GHz	3.700000 GHz	400.00 kHz	1.00 MHz	1 ms	Auto	35 dB	INPUT1



Meas Type RADIATED EMISSION
Equipment under Test WSD 011-2
Manufacturer NAVIS ELEKTRONIKA D.O.O.
OP Condition Hopping mode
Operator Andrej Skof
Test Spec
 HORIZONTAL 150 cm, 0 deg

Final Measurement

Meas Time: 5 s
 Margin: 21 dB
 Peaks: 20

Trace	Frequency	Level (dBµV/m)	Detector	Delta Limit/dB
1	3.639200000 GHz	58.85	Max Peak	-15.15
1	3.636800000 GHz	58.69	Max Peak	-15.31
1	3.633600000 GHz	58.61	Max Peak	-15.39
1	3.645200000 GHz	58.29	Max Peak	-15.71
1	3.644000000 GHz	58.17	Max Peak	-15.83
1	3.646800000 GHz	58.09	Max Peak	-15.91
1	3.649200000 GHz	57.95	Max Peak	-16.05
1	3.652800000 GHz	57.46	Max Peak	-16.54
1	3.656000000 GHz	56.84	Max Peak	-17.16
1	3.658800000 GHz	56.55	Max Peak	-17.45
2	3.637200000 GHz	35.33	CISPR Averag	-18.67
2	3.636000000 GHz	35.32	CISPR Averag	-18.68
2	3.639600000 GHz	35.30	CISPR Averag	-18.70
2	3.633600000 GHz	35.23	CISPR Averag	-18.77
2	3.642000000 GHz	35.21	CISPR Averag	-18.79
2	3.648400000 GHz	35.16	CISPR Averag	-18.84
2	3.660000000 GHz	35.14	CISPR Averag	-18.86
2	3.652800000 GHz	35.12	CISPR Averag	-18.88
2	3.656400000 GHz	35.08	CISPR Averag	-18.92
2	3.654400000 GHz	35.08	CISPR Averag	-18.92



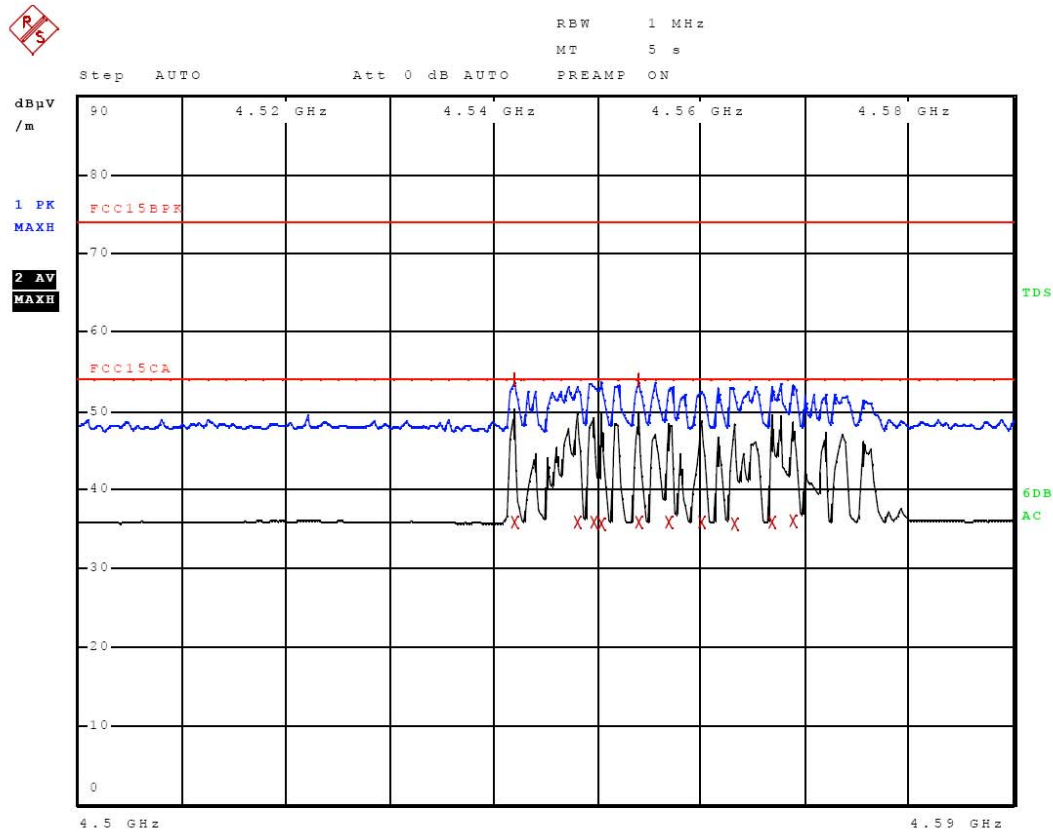
13.Jan 17 15:55

Meas Type RADIATED EMISSION
Equipment under Test WSD 011-2
Manufacturer NAVIS ELEKTRONIKA D.O.O.
OP Condition Hopping mode
Operator Andrej Skof
Test Spec
 VERTICAL 150 cm, 0 deg

Stepped Scan (1 Range)

Scan Start: 4.5 GHz
 Scan Stop: 4.59 GHz
 Detector: Trace 1: MAX PEAK Trace 2: Average
 Transducer: RE-18GHz

Start Frequency	Stop Frequency	Step Size	Res BW	Meas Time	RF Atten	Preamp	Input
4.500000 GHz	4.590000 GHz	400.00 kHz	1.00 MHz	1 ms	Auto	35 dB	INPUT1





13.Jan 17 15:55

Meas Type RADIATED EMISSION
Equipment under Test WSD 011-2
Manufacturer NAVIS ELEKTRONIKA D.O.O.
OP Condition Hopping mode
Operator Andrej Skof
Test Spec
 VERTICAL 150 cm, 0 deg

Final Measurement

Meas Time: 5 s
 Margin: 21 dB
 Peaks: 12

Trace	Frequency	Level (dB μ V/m)	Detector	Delta Limit/dB
2	4.568800000 GHz	35.94	CISPR Averag	-18.06
2	4.556800000 GHz	35.88	CISPR Averag	-18.12
2	4.566800000 GHz	35.87	CISPR Averag	-18.13
2	4.554000000 GHz	35.83	CISPR Averag	-18.17
2	4.560000000 GHz	35.81	CISPR Averag	-18.19
2	4.548000000 GHz	35.81	CISPR Averag	-18.19
2	4.542000000 GHz	35.80	CISPR Averag	-18.20
2	4.549600000 GHz	35.78	CISPR Averag	-18.22
2	4.550400000 GHz	35.72	CISPR Averag	-18.28
2	4.563200000 GHz	35.71	CISPR Averag	-18.29
1	4.554000000 GHz	54.00	Max Peak	-20.00
1	4.542000000 GHz	53.98	Max Peak	-20.02



13.Jan 17 15:58

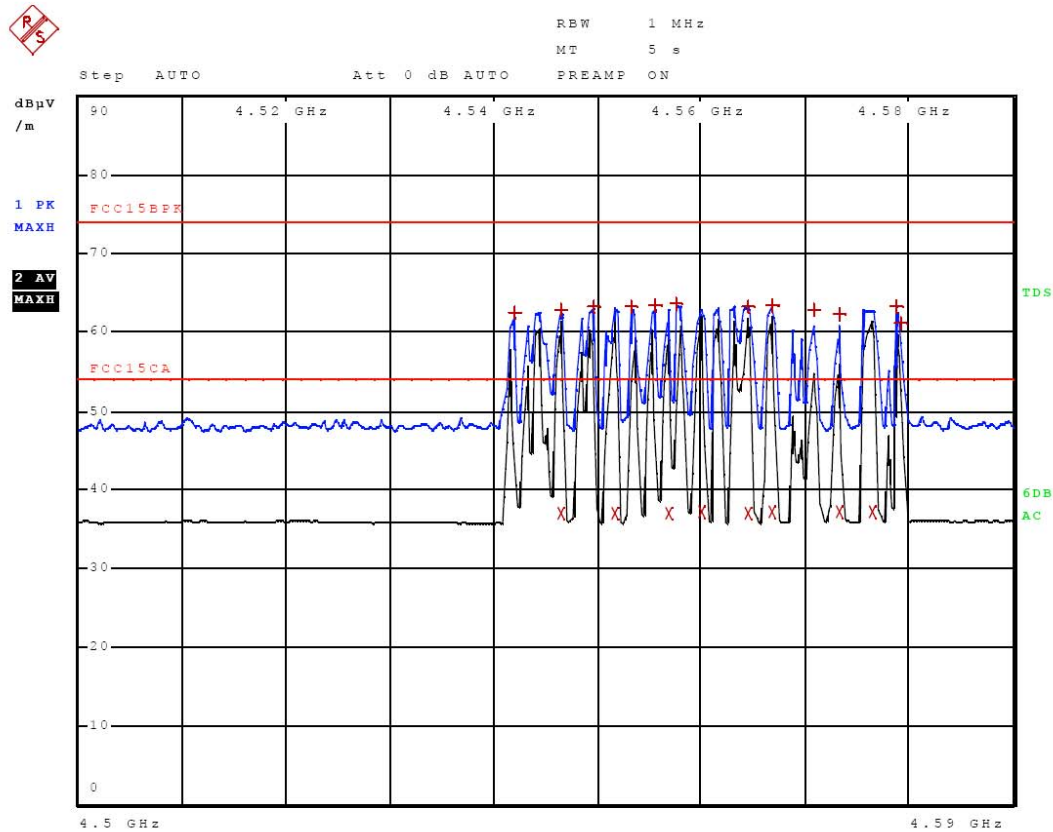
Meas Type RADIATED EMISSION
 Equipment under Test WSD 011-2
 Manufacturer NAVIS ELEKTRONIKA D.O.O.
 OP Condition Hopping mode
 Operator Andrej Skof

Test Spec
 HORIZONTAL 150 cm, 0 deg

Stepped Scan (1 Range)

Scan Start: 4.5 GHz
 Scan Stop: 4.59 GHz
 Detector: Trace 1: MAX PEAK Trace 2: Average
 Transducer: RE-18GHz

Start Frequency	Stop Frequency	Step Size	Res BW	Meas Time	RF Atten	Preamp	Input
4.500000 GHz	4.590000 GHz	400.00 kHz	1.00 MHz	1 ms	Auto	35 dB	INPUT1



Meas Type RADIATED EMISSION
Equipment under Test WSD 011-2
Manufacturer NAVIS ELEKTRONIKA D.O.O.
OP Condition Hopping mode
Operator Andrej Skof

Test Spec
 HORIZONTAL 150 cm, 0 deg

Final Measurement

Meas Time: 5 s
 Margin: 15 dB
 Subranges: 20

Trace	Frequency	Level (dB μ V/m)	Detector	Delta Limit/dB
1	4.557600000 GHz	63.54	Max Peak	-10.46
1	4.555600000 GHz	63.50	Max Peak	-10.50
1	4.566800000 GHz	63.38	Max Peak	-10.62
1	4.564400000 GHz	63.33	Max Peak	-10.67
1	4.549600000 GHz	63.30	Max Peak	-10.70
1	4.553200000 GHz	63.28	Max Peak	-10.72
1	4.578800000 GHz	63.27	Max Peak	-10.73
1	4.546400000 GHz	62.92	Max Peak	-11.08
1	4.570800000 GHz	62.81	Max Peak	-11.19
1	4.542000000 GHz	62.43	Max Peak	-11.57
1	4.573200000 GHz	62.33	Max Peak	-11.67
1	4.579200000 GHz	61.21	Max Peak	-12.79
2	4.573200000 GHz	37.23	CISPR Averag	-16.77
2	4.576400000 GHz	37.20	CISPR Averag	-16.80
2	4.560000000 GHz	37.12	CISPR Averag	-16.88
2	4.566800000 GHz	37.12	CISPR Averag	-16.88
2	4.556800000 GHz	37.03	CISPR Averag	-16.97
2	4.564400000 GHz	37.02	CISPR Averag	-16.98
2	4.546400000 GHz	36.96	CISPR Averag	-17.04
2	4.551600000 GHz	36.92	CISPR Averag	-17.08



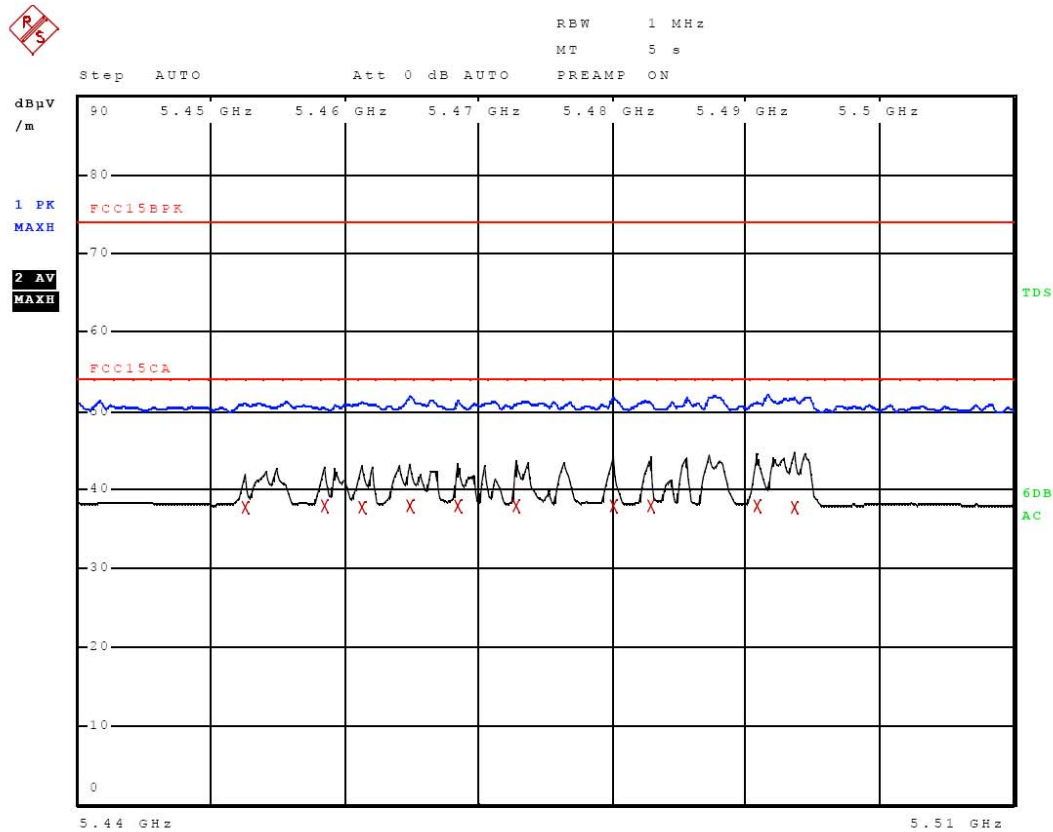
13.Jan 17 16:04

Meas Type RADIATED EMISSION
Equipment under Test WSD 011-2
Manufacturer NAVIS ELEKTRONIKA D.O.O.
OP Condition Hopping mode
Operator Andrej Skof
Test Spec
 VERTICAL 150 cm, 0 deg

Stepped Scan (1 Range)

Scan Start: 5.44 GHz
 Scan Stop: 5.51 GHz
 Detector: Trace 1: MAX PEAK Trace 2: Average
 Transducer: RE-18GHz

Start Frequency	Stop Frequency	Step Size	Res BW	Meas Time	RF Atten	Preamp	Input
5.440000 GHz	5.510000 GHz	400.00 kHz	1.00 MHz	1 ms	Auto	35 dB	INPUT1





13.Jan 17 16:04

Meas Type RADIATED EMISSION
Equipment under Test WSD 011-2
Manufacturer NAVIS ELEKTRONIKA D.O.O.
OP Condition Hopping mode
Operator Andrej Skof
Test Spec
 VERTICAL 150 cm, 0 deg

Final Measurement

Meas Time: 5 s
 Margin: 15 dB
 Subranges: 10

Trace	Frequency	Level (dB μ V/m)	Detector	Delta Limit/dB
2	5.480000000 GHz	37.97	CISPR Averag	-16.03
2	5.468400000 GHz	37.97	CISPR Averag	-16.03
2	5.464800000 GHz	37.90	CISPR Averag	-16.10
2	5.490800000 GHz	37.86	CISPR Averag	-16.14
2	5.472800000 GHz	37.84	CISPR Averag	-16.16
2	5.458400000 GHz	37.83	CISPR Averag	-16.17
2	5.482800000 GHz	37.82	CISPR Averag	-16.18
2	5.493600000 GHz	37.81	CISPR Averag	-16.19
2	5.452400000 GHz	37.80	CISPR Averag	-16.20
2	5.461200000 GHz	37.79	CISPR Averag	-16.21



13.Jan 17 16:02

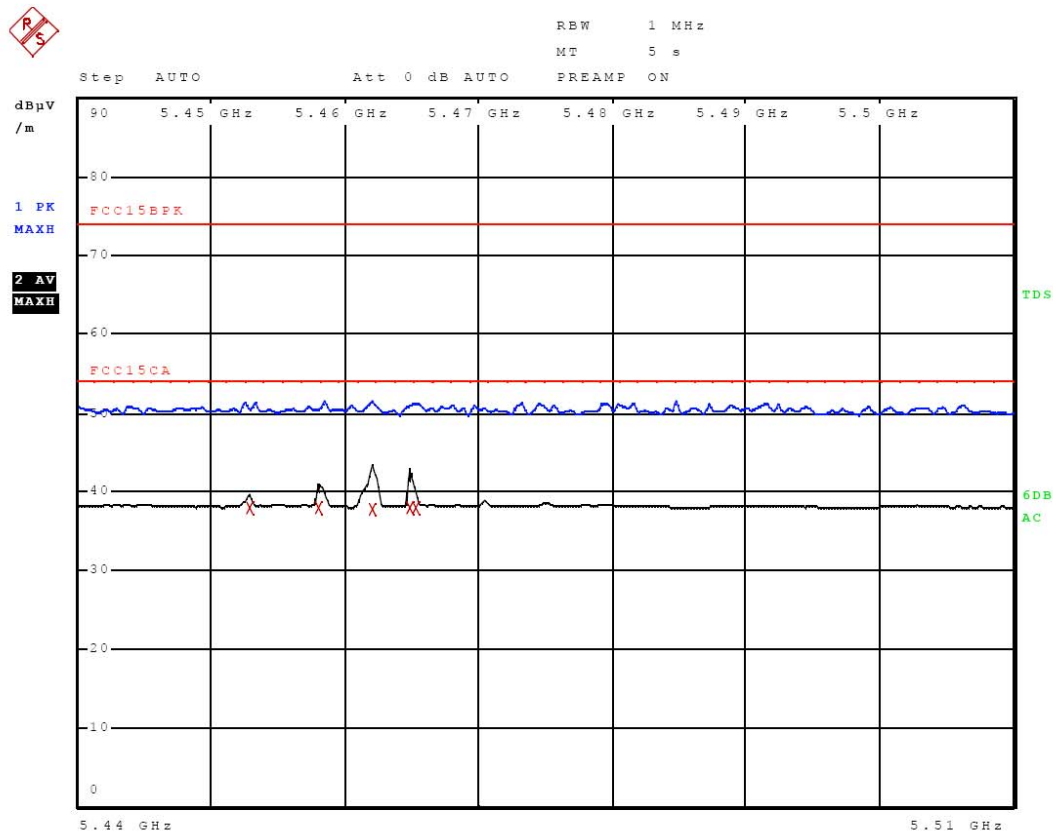
Meas Type RADIATED EMISSION
 Equipment under Test WSD 011-2
 Manufacturer NAVIS ELEKTRONIKA D.O.O.
 OP Condition Hopping mode
 Operator Andrej Skof

Test Spec
 HORIZONTAL 150 cm, 0 deg

Stepped Scan (1 Range)

Scan Start: 5.44 GHz
 Scan Stop: 5.51 GHz
 Detector: Trace 1: MAX PEAK Trace 2: Average
 Transducer: RE-18GHz

Start Frequency	Stop Frequency	Step Size	Res BW	Meas Time	RF Atten	Preamp	Input
5.440000 GHz	5.510000 GHz	400.00 kHz	1.00 MHz	1 ms	Auto	35 dB	INPUT1





13.Jan 17 16:02

Meas Type RADIATED EMISSION
Equipment under Test WSD 011-2
Manufacturer NAVIS ELEKTRONIKA D.O.O.
OP Condition Hopping mode
Operator Andrej Skof
Test Spec
HORIZONTAL 150 cm, 0 deg

Final Measurement

Meas Time: 5 s
Margin: 15 dB
Subranges: 5

Trace	Frequency	Level (dB μ V/m)	Detector	Delta Limit/dB
2	5.464800000 GHz	37.88	CISPR Averag	-16.12
2	5.465200000 GHz	37.86	CISPR Averag	-16.14
2	5.452800000 GHz	37.82	CISPR Averag	-16.18
2	5.458000000 GHz	37.82	CISPR Averag	-16.18
2	5.462000000 GHz	37.76	CISPR Averag	-16.24



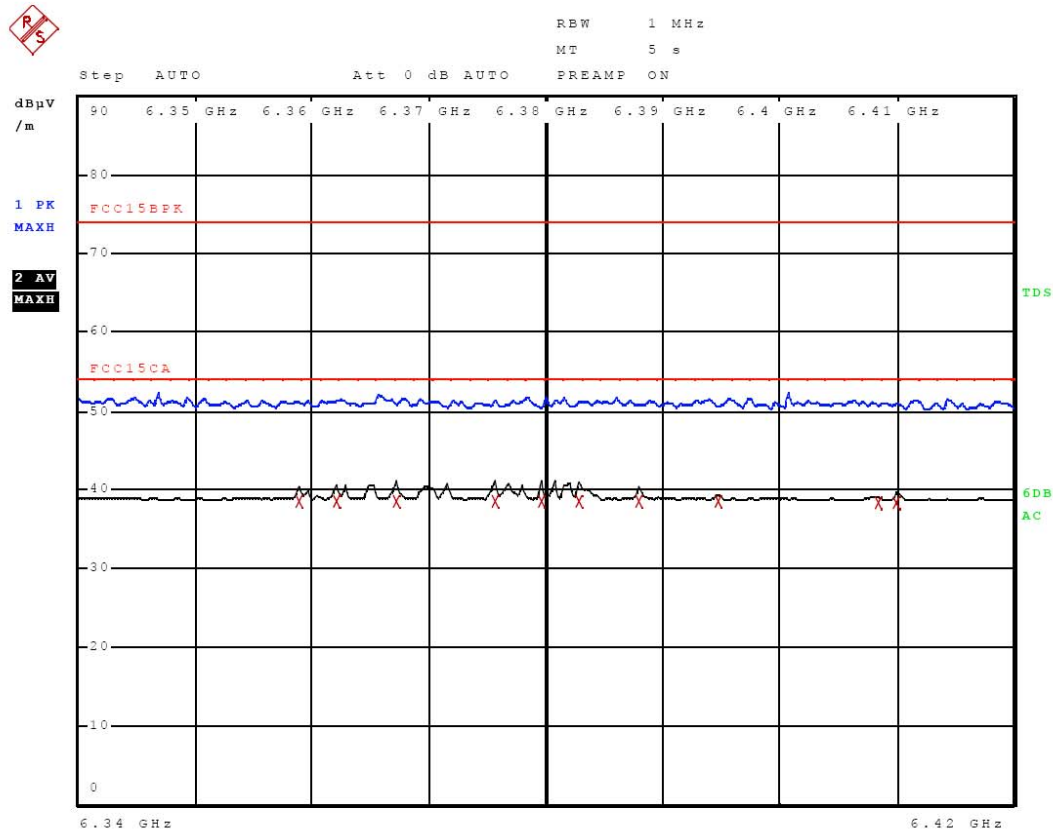
13.Jan 17 16:08

Meas Type RADIATED EMISSION
Equipment under Test WSD 011-2
Manufacturer NAVIS ELEKTRONIKA D.O.O.
OP Condition Hopping mode
Operator Andrej Skof
Test Spec
 VERTICAL 150 cm, 0 deg

Stepped Scan (1 Range)

Scan Start: 6.34 GHz
 Scan Stop: 6.42 GHz
 Detector: Trace 1: MAX PEAK Trace 2: Average
 Transducer: RE-18GHz

Start Frequency	Stop Frequency	Step Size	Res BW	Meas Time	RF Atten	Preamp	Input
6.340000 GHz	6.420000 GHz	400.00 kHz	1.00 MHz	1 ms	Auto	35 dB	INPUT1



13.Jan 17 16:08

Meas Type RADIATED EMISSION
Equipment under Test WSD 011-2
Manufacturer NAVIS ELEKTRONIKA D.O.O.
OP Condition Hopping mode
Operator Andrej Skof
Test Spec
VERTICAL 150 cm, 0 deg

Final Measurement

Meas Time: 5 s
Margin: 15 dB
Subranges: 10

Trace	Frequency	Level (dB μ V/m)	Detector	Delta Limit/dB
2	6.367200000 GHz	38.56	CISPR Averag	-15.44
2	6.379600000 GHz	38.51	CISPR Averag	-15.49
2	6.375600000 GHz	38.50	CISPR Averag	-15.50
2	6.358800000 GHz	38.49	CISPR Averag	-15.51
2	6.362000000 GHz	38.47	CISPR Averag	-15.53
2	6.382800000 GHz	38.46	CISPR Averag	-15.54
2	6.388000000 GHz	38.46	CISPR Averag	-15.54
2	6.394800000 GHz	38.42	CISPR Averag	-15.58
2	6.410000000 GHz	38.35	CISPR Averag	-15.65
2	6.408400000 GHz	38.34	CISPR Averag	-15.66



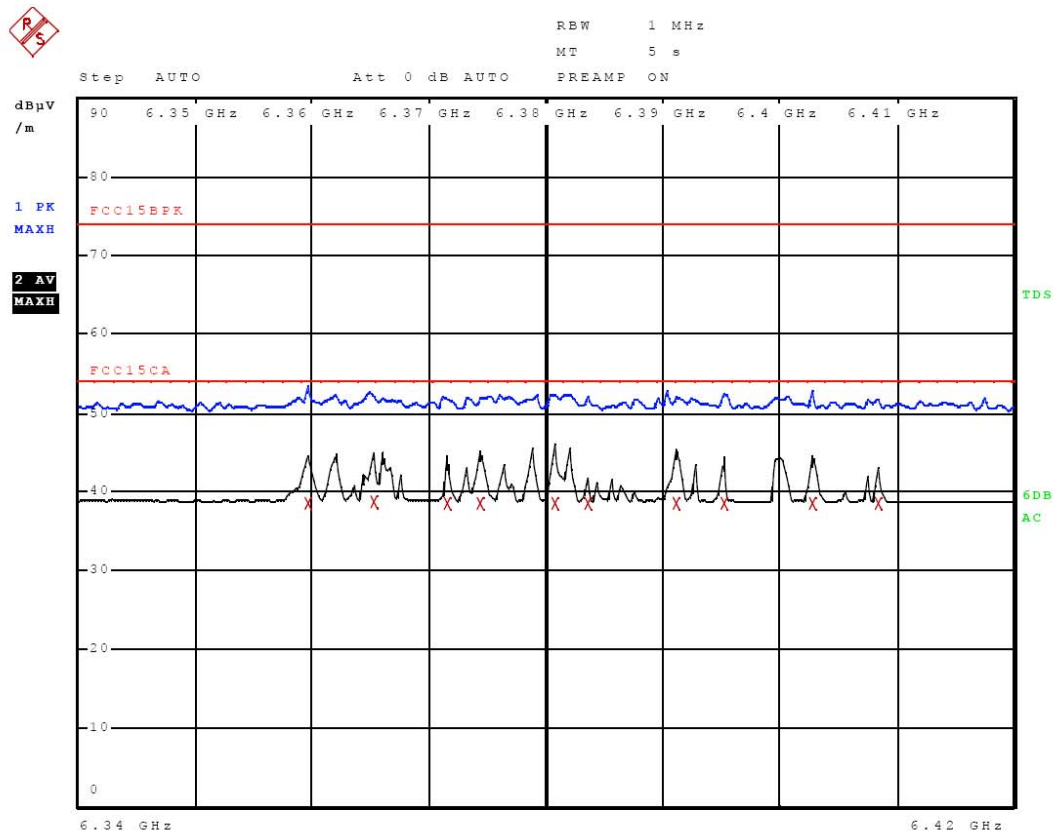
13.Jan 17 16:11

Meas Type RADIATED EMISSION
Equipment under Test WSD 011-2
Manufacturer NAVIS ELEKTRONIKA D.O.O.
OP Condition Hopping mode
Operator Andrej Skof
Test Spec
 HORIZONTAL 150 cm, 0 deg

Stepped Scan (1 Range)

Scan Start: 6.34 GHz
 Scan Stop: 6.42 GHz
 Detector: Trace 1: MAX PEAK Trace 2: Average
 Transducer: RE-18GHz

Start Frequency	Stop Frequency	Step Size	Res BW	Meas Time	RF Atten	Preamp	Input
6.340000 GHz	6.420000 GHz	400.00 kHz	1.00 MHz	1 ms	Auto	35 dB	INPUT1



13.Jan 17 16:11

Meas Type RADIATED EMISSION
Equipment under Test WSD 011-2
Manufacturer NAVIS ELEKTRONIKA D.O.O.
OP Condition Hopping mode
Operator Andrej Skof
Test Spec
HORIZONTAL 150 cm, 0 deg

Final Measurement

Meas Time: 5 s
Margin: 15 dB
Subranges: 10

Trace	Frequency	Level (dB μ V/m)	Detector	Delta Limit/dB
2	6.365200000 GHz	38.61	CISPR Averag	-15.39
2	6.380800000 GHz	38.56	CISPR Averag	-15.44
2	6.359600000 GHz	38.56	CISPR Averag	-15.44
2	6.391200000 GHz	38.56	CISPR Averag	-15.44
2	6.374400000 GHz	38.56	CISPR Averag	-15.44
2	6.402800000 GHz	38.54	CISPR Averag	-15.46
2	6.371600000 GHz	38.54	CISPR Averag	-15.46
2	6.383600000 GHz	38.49	CISPR Averag	-15.51
2	6.395200000 GHz	38.49	CISPR Averag	-15.51
2	6.408400000 GHz	38.41	CISPR Averag	-15.59



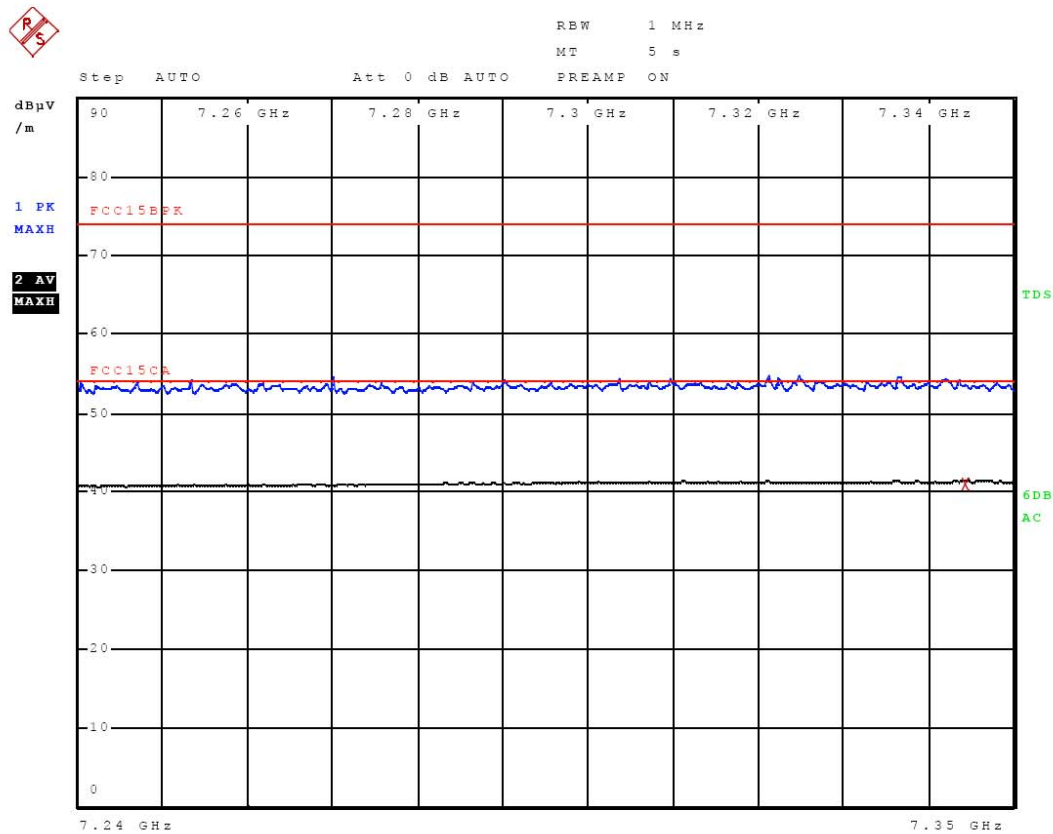
13.Jan 17 16:15

Meas Type RADIATED EMISSION
Equipment under Test WSD 011-2
Manufacturer NAVIS ELEKTRONIKA D.O.O.
OP Condition Hopping mode
Operator Andrej Skof
Test Spec
 VERTICAL 150 cm, 0 deg

Stepped Scan (1 Range)

Scan Start: 7.24 GHz
 Scan Stop: 7.35 GHz
 Detector: Trace 1: MAX PEAK Trace 2: Average
 Transducer: RE-18GHz

Start Frequency	Stop Frequency	Step Size	Res BW	Meas Time	RF Atten	Preamp	Input
7.240000 GHz	7.350000 GHz	400.00 kHz	1.00 MHz	1 ms	Auto	35 dB	INPUT1





13.Jan 17 16:15

Meas Type RADIATED EMISSION
Equipment under Test WSD 011-2
Manufacturer NAVIS ELEKTRONIKA D.O.O.
OP Condition Hopping mode
Operator Andrej Skof
Test Spec
VERTICAL 150 cm, 0 deg

Final Measurement

Meas Time: 5 s
Margin: 15 dB
Peaks: 1

Trace	Frequency	Level (dB μ V/m)	Detector	Delta Limit/dB
2	7.344400000 GHz	40.90	CISPR Averag	-13.10



13.Jan 17 16:14

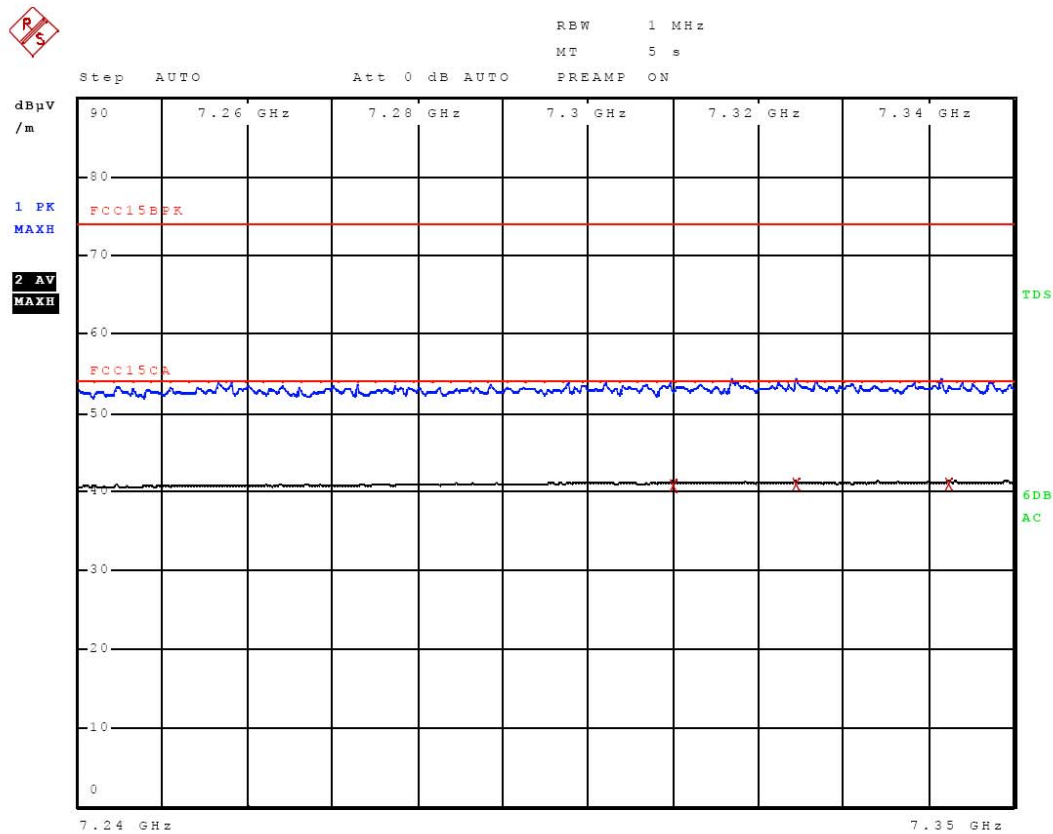
Meas Type RADIATED EMISSION
 Equipment under Test WSD 011-2
 Manufacturer NAVIS ELEKTRONIKA D.O.O.
 OP Condition Hopping mode
 Operator Andrej Skof

Test Spec
 HORIZONTAL 150 cm, 0 deg

Stepped Scan (1 Range)

Scan Start: 7.24 GHz
 Scan Stop: 7.35 GHz
 Detector: Trace 1: MAX PEAK Trace 2: Average
 Transducer: RE-18GHz

Start Frequency	Stop Frequency	Step Size	Res BW	Meas Time	RF Atten	Preamp	Input
7.240000 GHz	7.350000 GHz	400.00 kHz	1.00 MHz	1 ms	Auto	35 dB	INPUT1





13.Jan 17 16:14

Meas Type RADIATED EMISSION
Equipment under Test WSD 011-2
Manufacturer NAVIS ELEKTRONIKA D.O.O.
OP Condition Hopping mode
Operator Andrej Skof
Test Spec
HORIZONTAL 150 cm, 0 deg

Final Measurement

Meas Time: 5 s
Margin: 15 dB
Subranges: 3

Trace	Frequency	Level (dB μ V/m)	Detector	Delta Limit/dB
2	7.342400000 GHz	40.88	CISPR Averag	-13.12
2	7.324400000 GHz	40.86	CISPR Averag	-13.14
2	7.310000000 GHz	40.83	CISPR Averag	-13.17



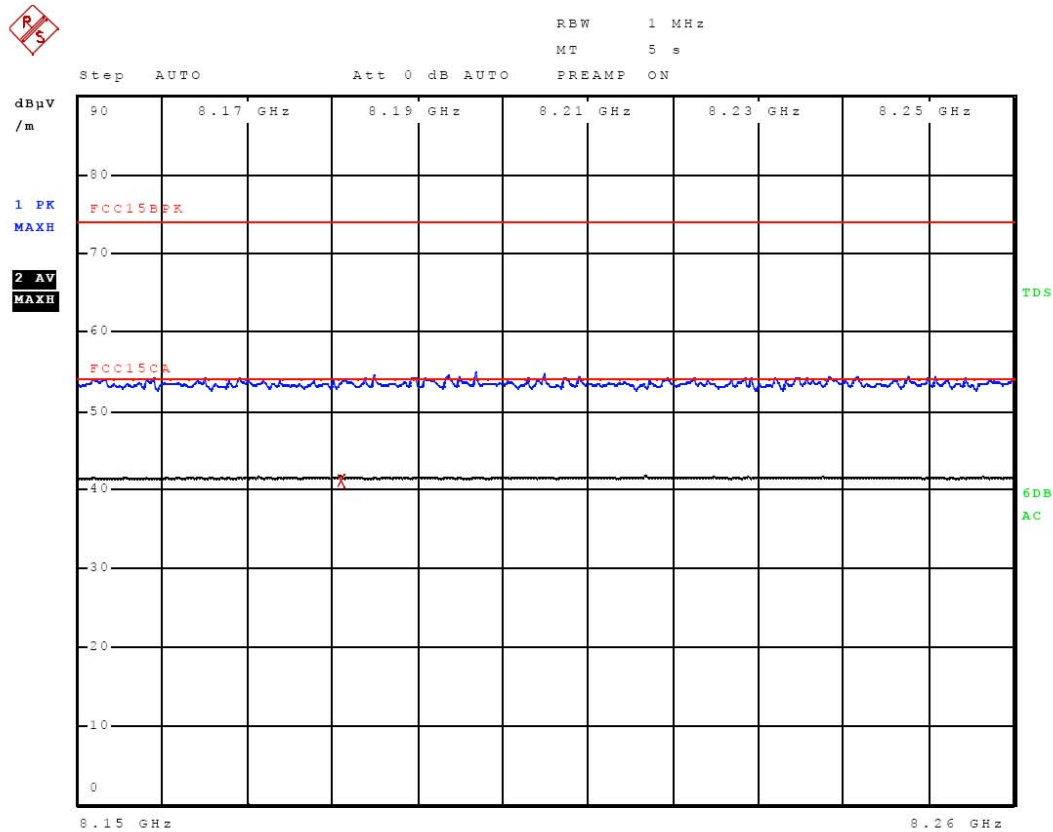
13.Jan 17 16:18

Meas Type RADIATED EMISSION
Equipment under Test WSD 011-2
Manufacturer NAVIS ELEKTRONIKA D.O.O.
OP Condition Hopping mode
Operator Andrej Skof
Test Spec
 VERTICAL 150 cm, 0 deg

Stepped Scan (1 Range)

Scan Start: 8.15 GHz
 Scan Stop: 8.26 GHz
 Detector: Trace 1: MAX PEAK Trace 2: Average
 Transducer: RE-18GHz

Start Frequency	Stop Frequency	Step Size	Res BW	Meas Time	RF Atten	Preamp	Input
8.150000 GHz	8.260000 GHz	400.00 kHz	1.00 MHz	1 ms	Auto	35 dB	INPUT1





13.Jan 17 16:18

Meas Type RADIATED EMISSION
Equipment under Test WSD 011-2
Manufacturer NAVIS ELEKTRONIKA D.O.O.
OP Condition Hopping mode
Operator Andrej Skof
Test Spec
VERTICAL 150 cm, 0 deg

Final Measurement

Meas Time: 5 s
Margin: 15 dB
Peaks: 1

Trace	Frequency	Level (dB μ V/m)	Detector	Delta Limit/dB
2	8.180800000 GHz	41.21	CISPR Averag	-12.79