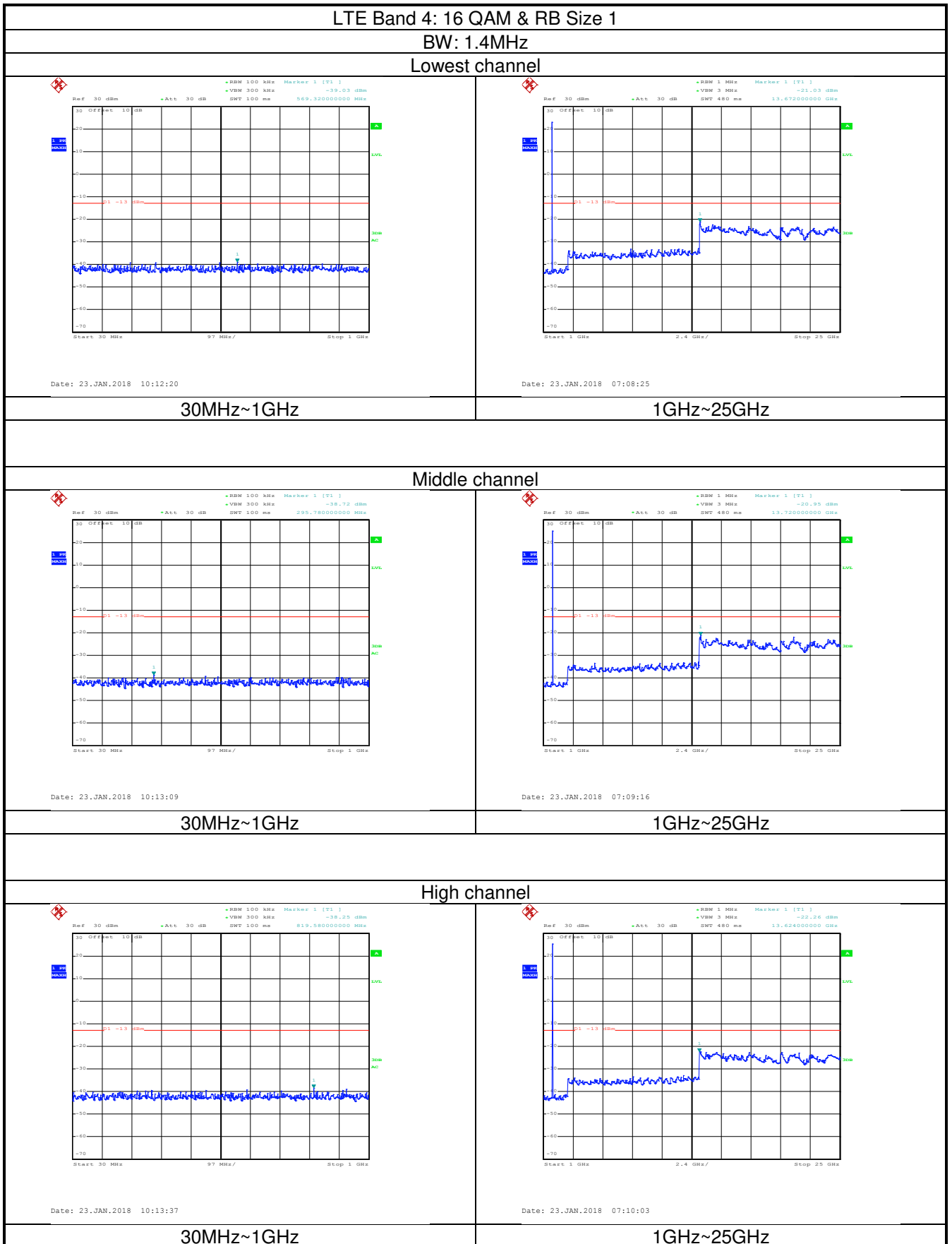


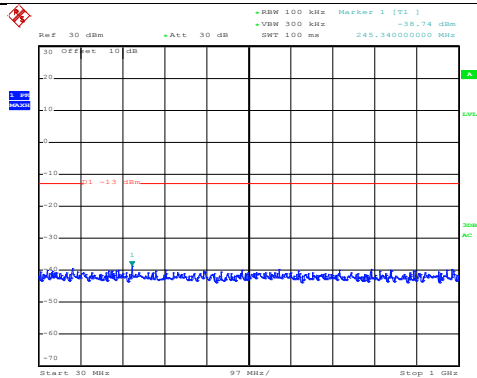
LTE Band 4 part:



LTE Band 4: 16 QAM & RB Size 6

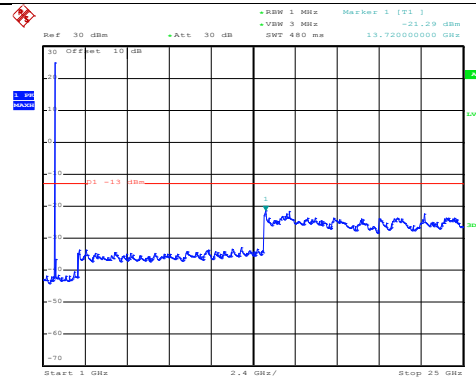
BW: 1.4MHz

Lowest channel



Date: 23.JAN.2018 10:12:53

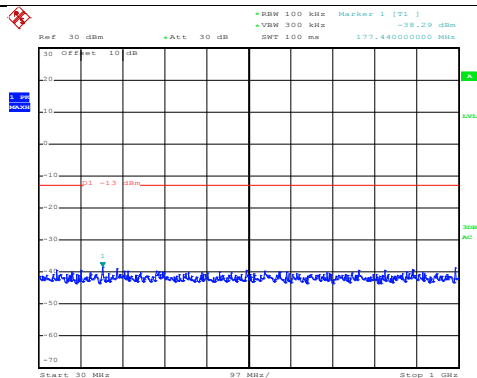
30MHz~1GHz



Date: 23.JAN.2018 07:08:44

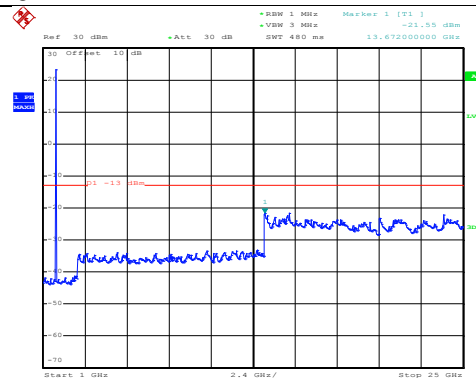
1GHz~25GHz

Middle channel



Date: 23.JAN.2018 10:13:21

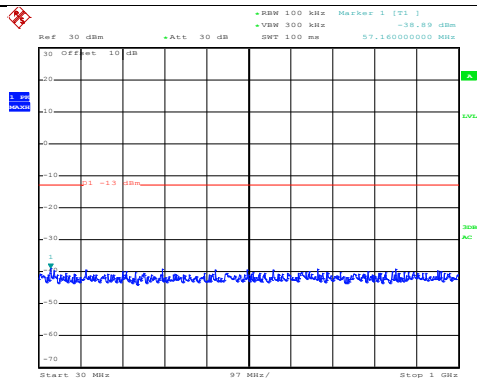
30MHz~1GHz



Date: 23.JAN.2018 07:09:34

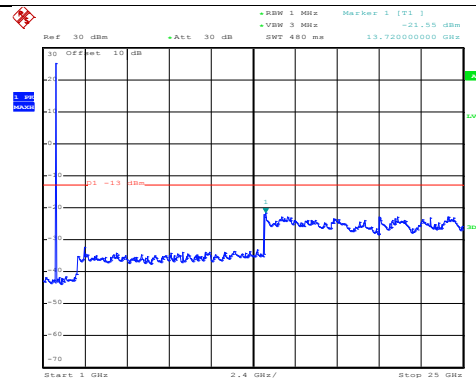
1GHz~25GHz

High channel



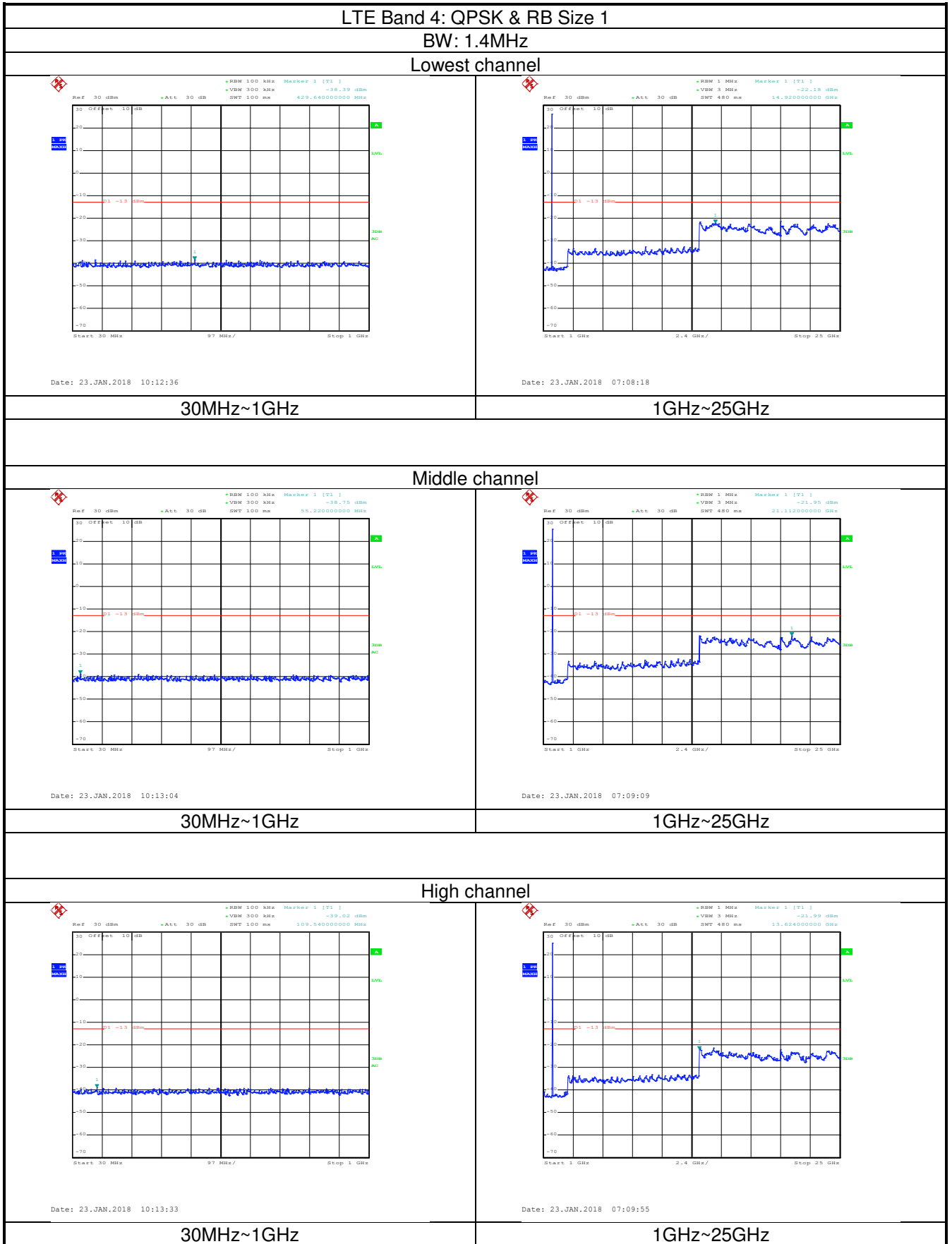
Date: 23.JAN.2018 10:13:49

30MHz~1GHz



Date: 23.JAN.2018 07:10:21

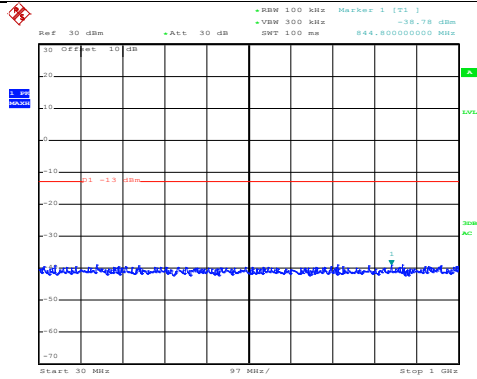
1GHz~25GHz



LTE Band 4: QPSK & RB Size 6

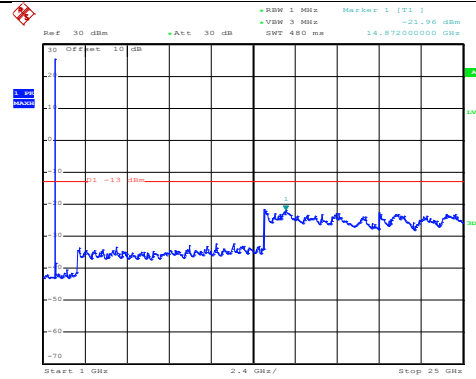
BW: 1.4MHz

Lowest channel



Date: 23.JAN.2018 10:12:47

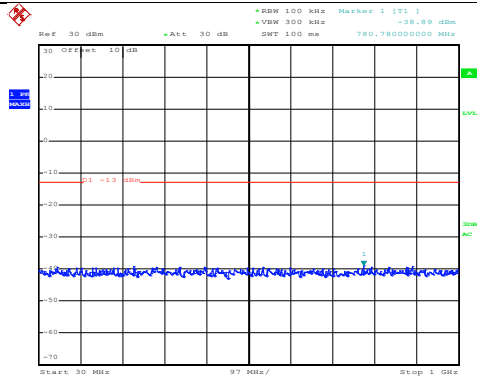
30MHz~1GHz



Date: 23.JAN.2018 07:08:36

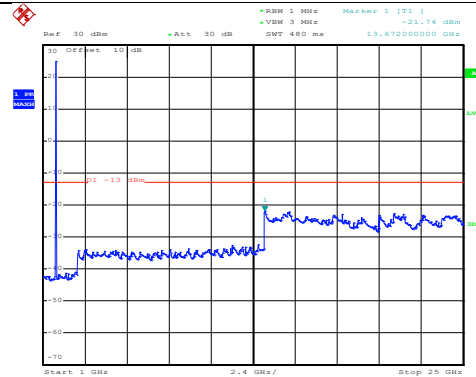
1GHz~25GHz

Middle channel



Date: 23.JAN.2018 10:13:17

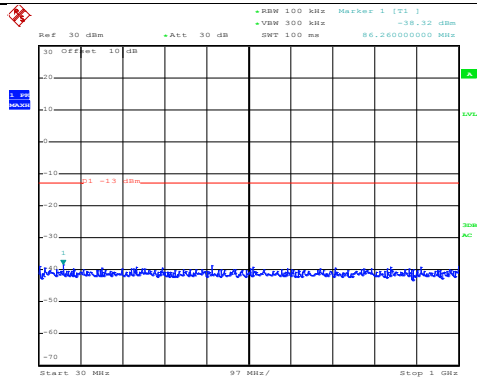
30MHz~1GHz



Date: 23.JAN.2018 07:09:27

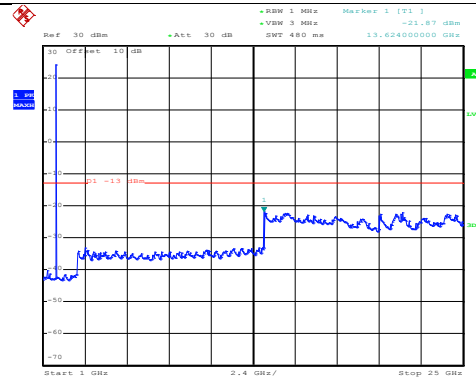
1GHz~25GHz

High channel



Date: 23.JAN.2018 10:13:45

30MHz~1GHz



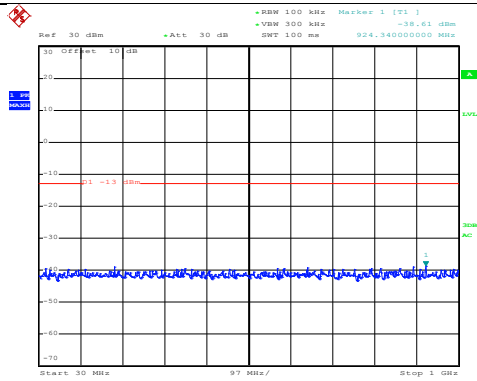
Date: 23.JAN.2018 07:10:14

1GHz~25GHz

LTE Band 4: 16 QAM & RB Size 1

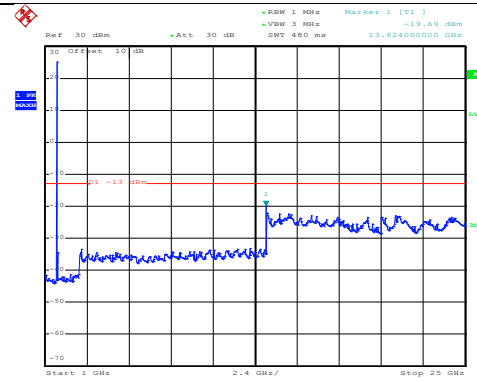
BW: 3MHz

Lowest channel



Date: 23.JAN.2018 10:14:12

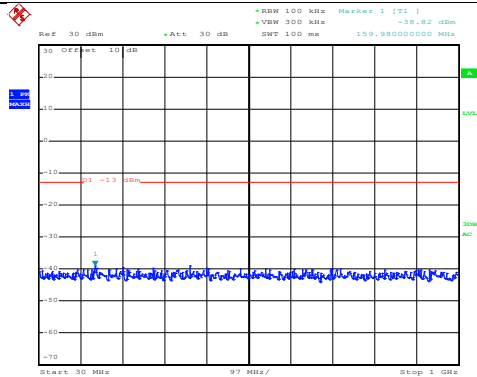
30MHz~1GHz



Date: 23.JAN.2018 07:11:02

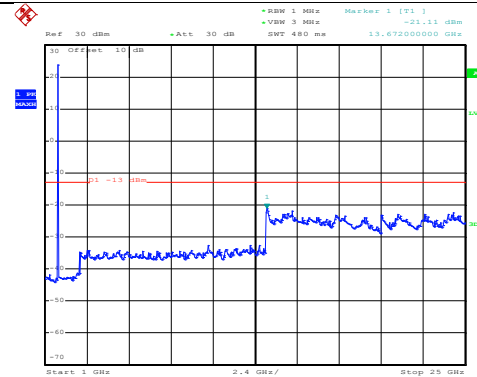
1GHz~25GHz

Middle channel



Date: 23.JAN.2018 10:14:40

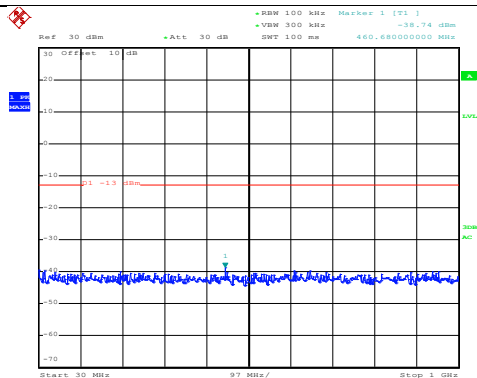
30MHz~1GHz



Date: 23.JAN.2018 07:11:49

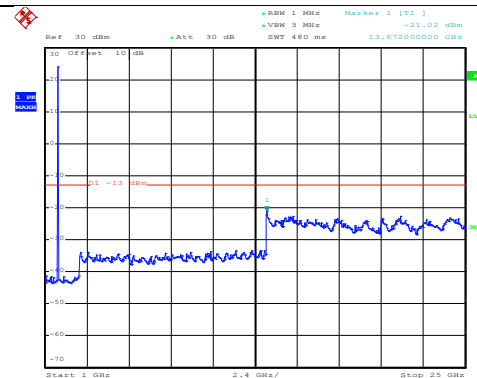
1GHz~25GHz

High channel



Date: 23.JAN.2018 10:15:10

30MHz~1GHz



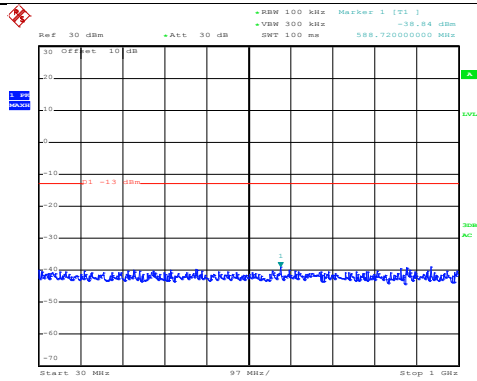
Date: 23.JAN.2018 07:12:38

1GHz~25GHz

LTE Band 4: 16 QAM & RB Size 15

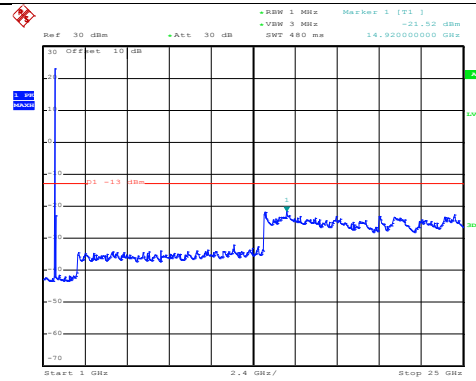
BW: 3MHz

Lowest channel



Date: 23.JAN.2018 10:14:24

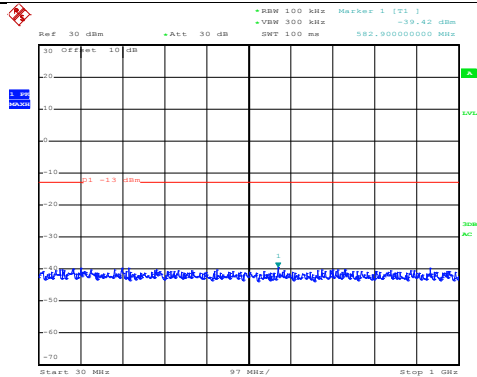
30MHz~1GHz



Date: 23.JAN.2018 07:11:21

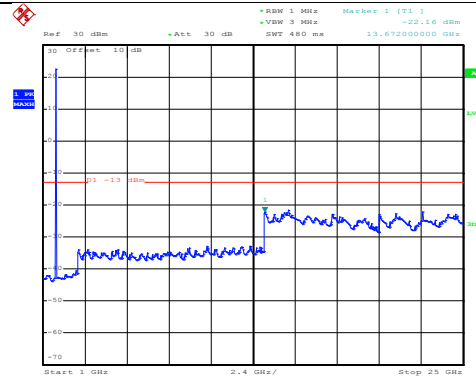
1GHz~25GHz

Middle channel



Date: 23.JAN.2018 10:14:54

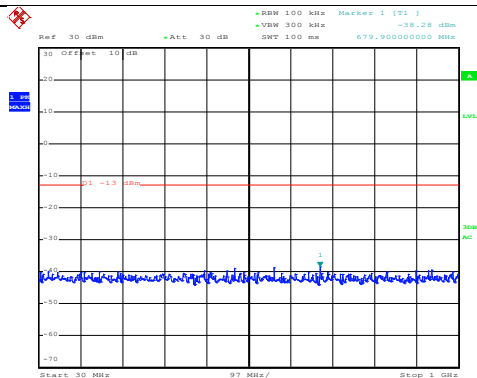
30MHz~1GHz



Date: 23.JAN.2018 07:12:09

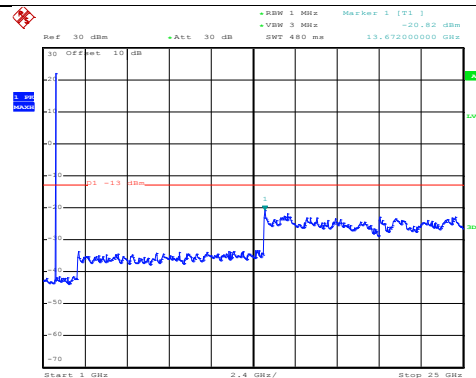
1GHz~25GHz

High channel



Date: 23.JAN.2018 10:15:23

30MHz~1GHz



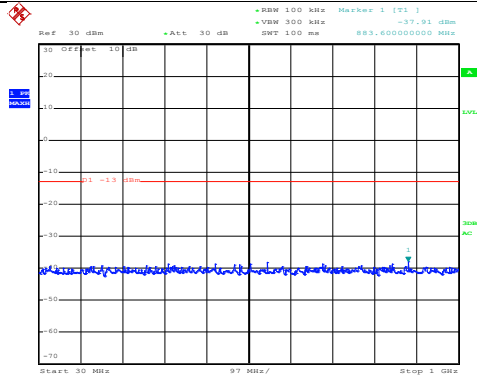
Date: 23.JAN.2018 07:12:56

1GHz~25GHz

LTE Band 4: QPSK & RB Size 1

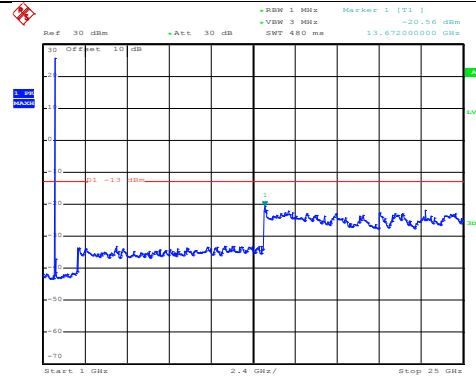
BW: 3MHz

Lowest channel



Date: 23.JAN.2018 10:14:06

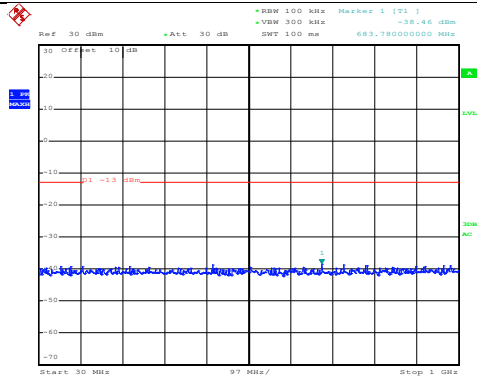
30MHz~1GHz



Date: 23.JAN.2018 07:10:55

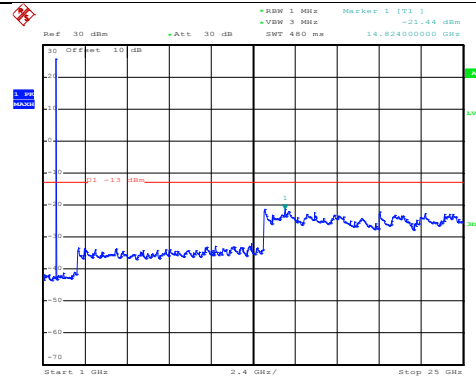
1GHz~25GHz

Middle channel



Date: 23.JAN.2018 10:14:36

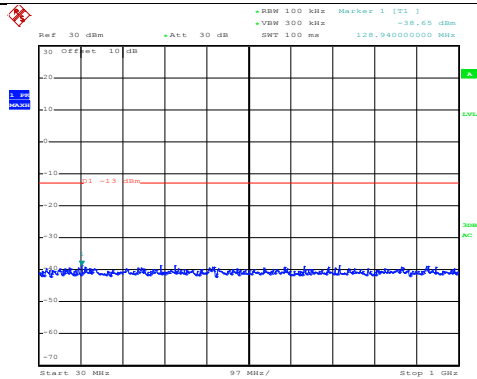
30MHz~1GHz



Date: 23.JAN.2018 07:11:40

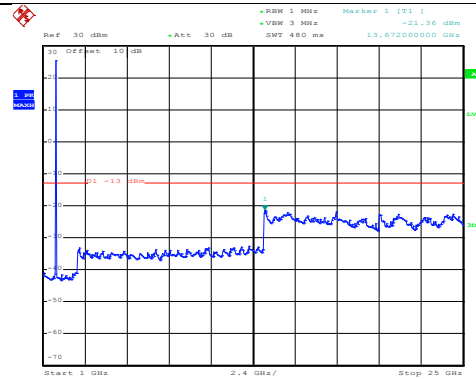
1GHz~25GHz

High channel



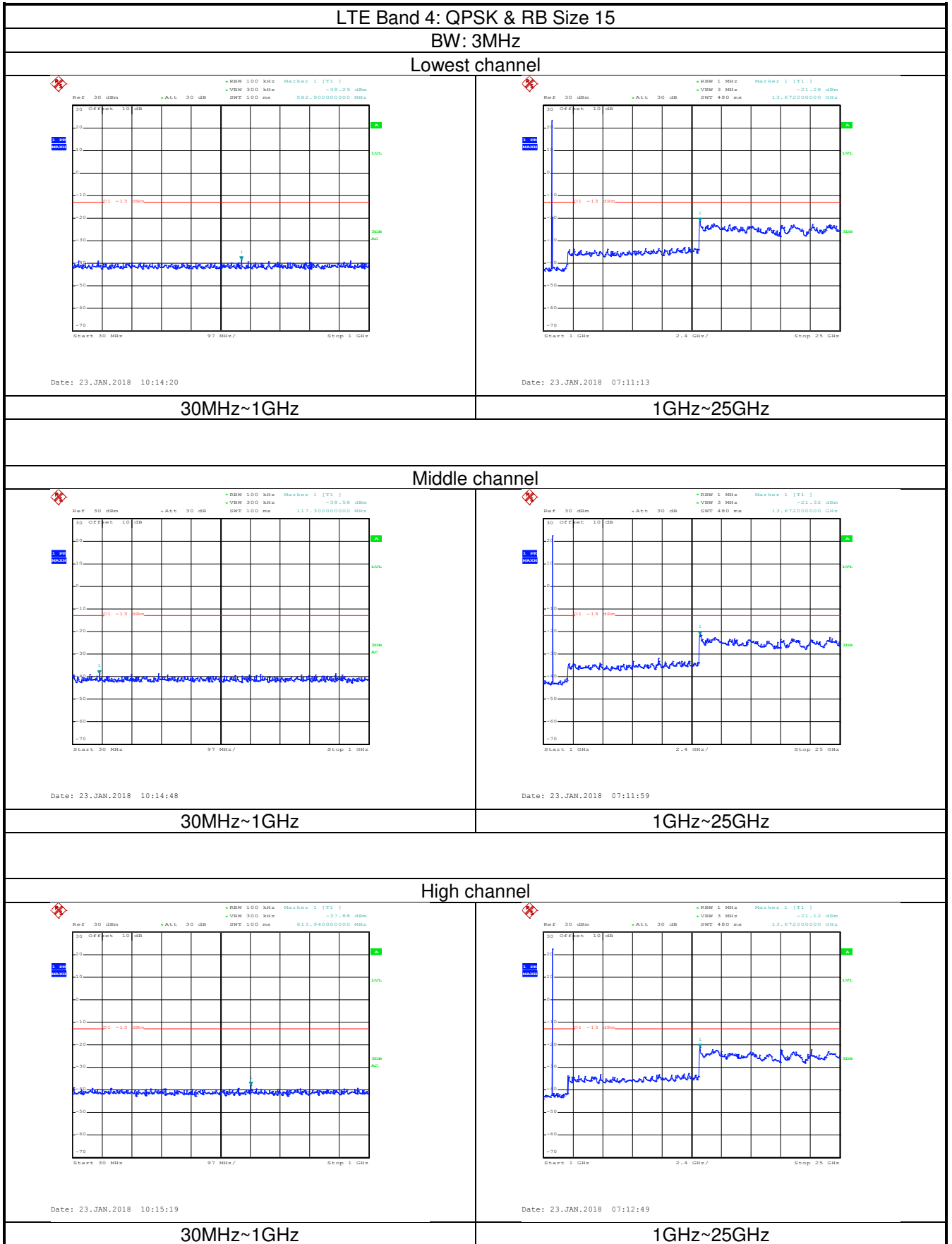
Date: 23.JAN.2018 10:15:06

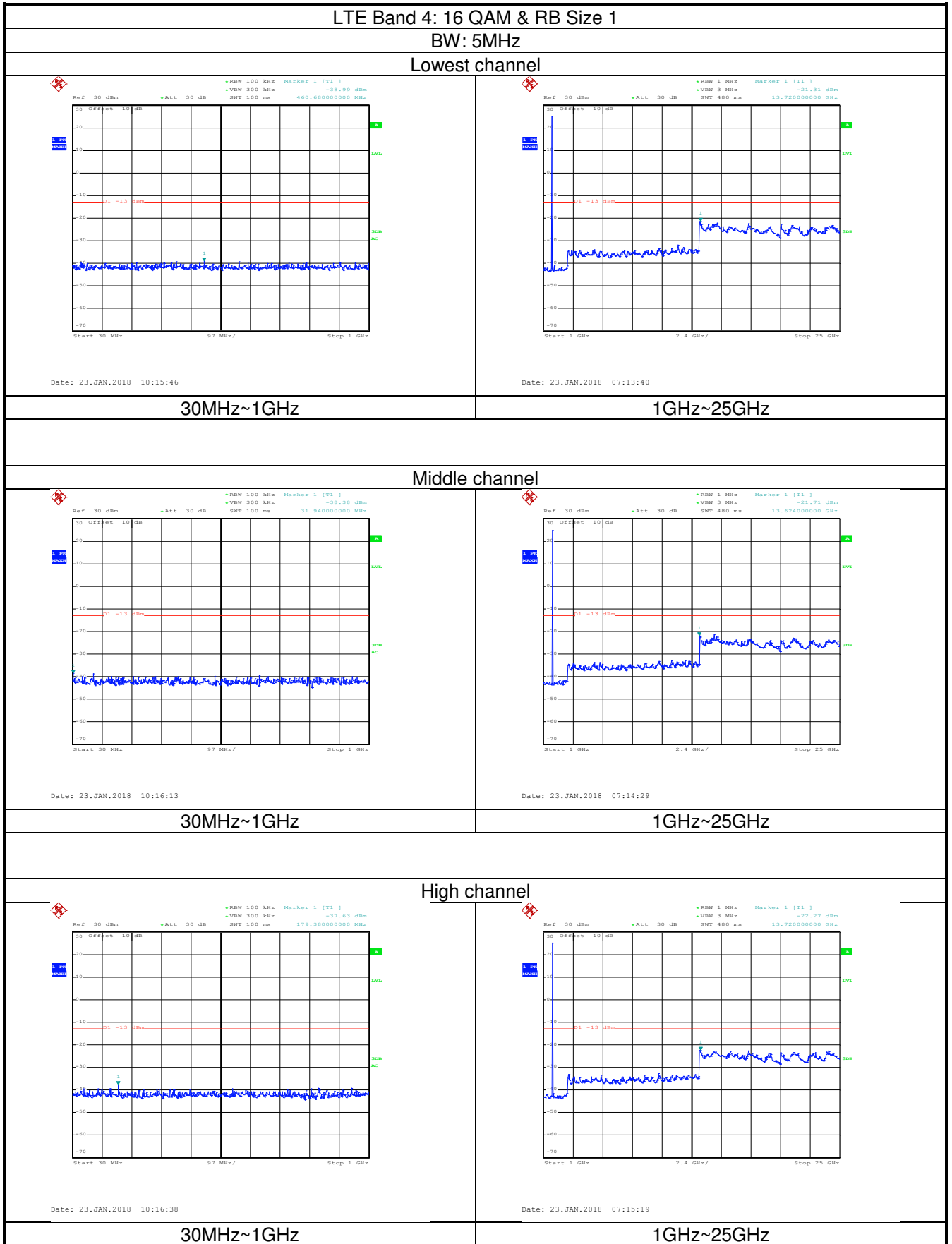
30MHz~1GHz



Date: 23.JAN.2018 07:12:30

1GHz~25GHz

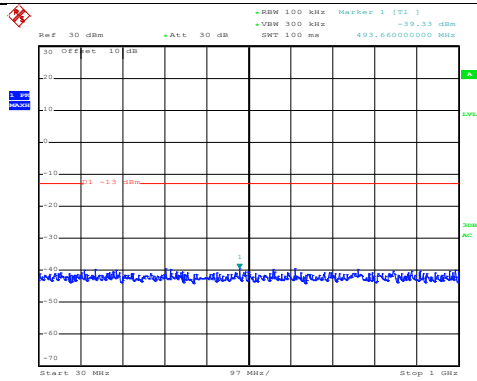




LTE Band 4: 16 QAM & RB Size 25

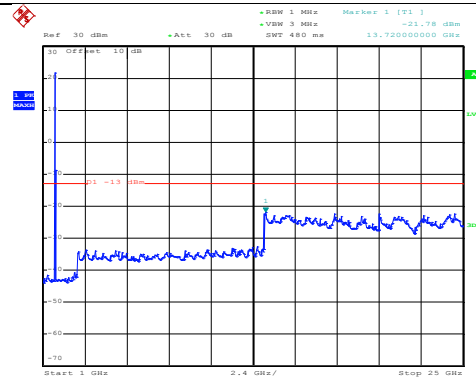
BW: 5MHz

Lowest channel



Date: 23.JAN.2018 10:15:59

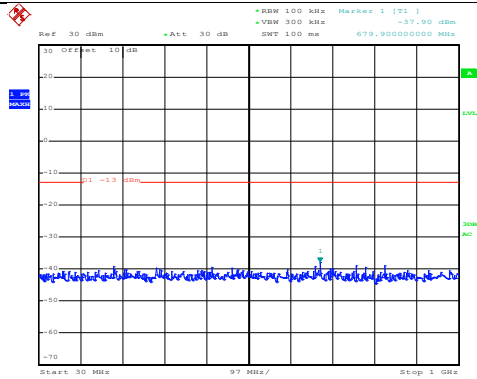
30MHz~1GHz



Date: 23.JAN.2018 07:14:00

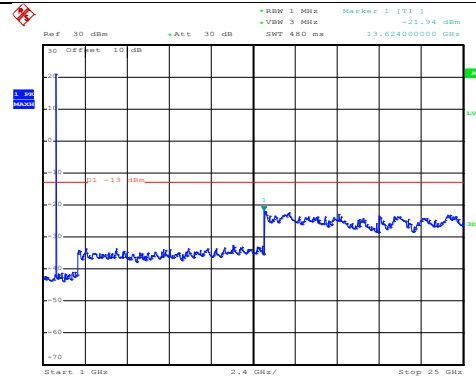
1GHz~25GHz

Middle channel



Date: 23.JAN.2018 10:16:24

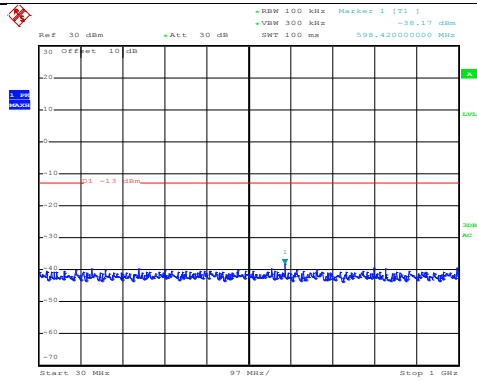
30MHz~1GHz



Date: 23.JAN.2018 07:14:49

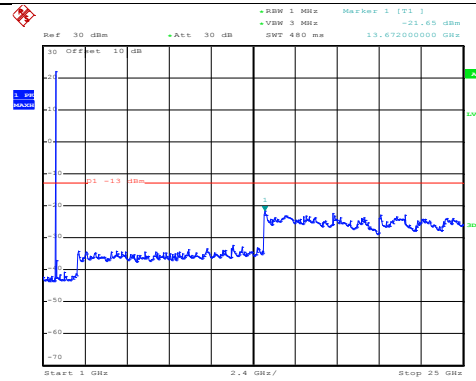
1GHz~25GHz

High channel



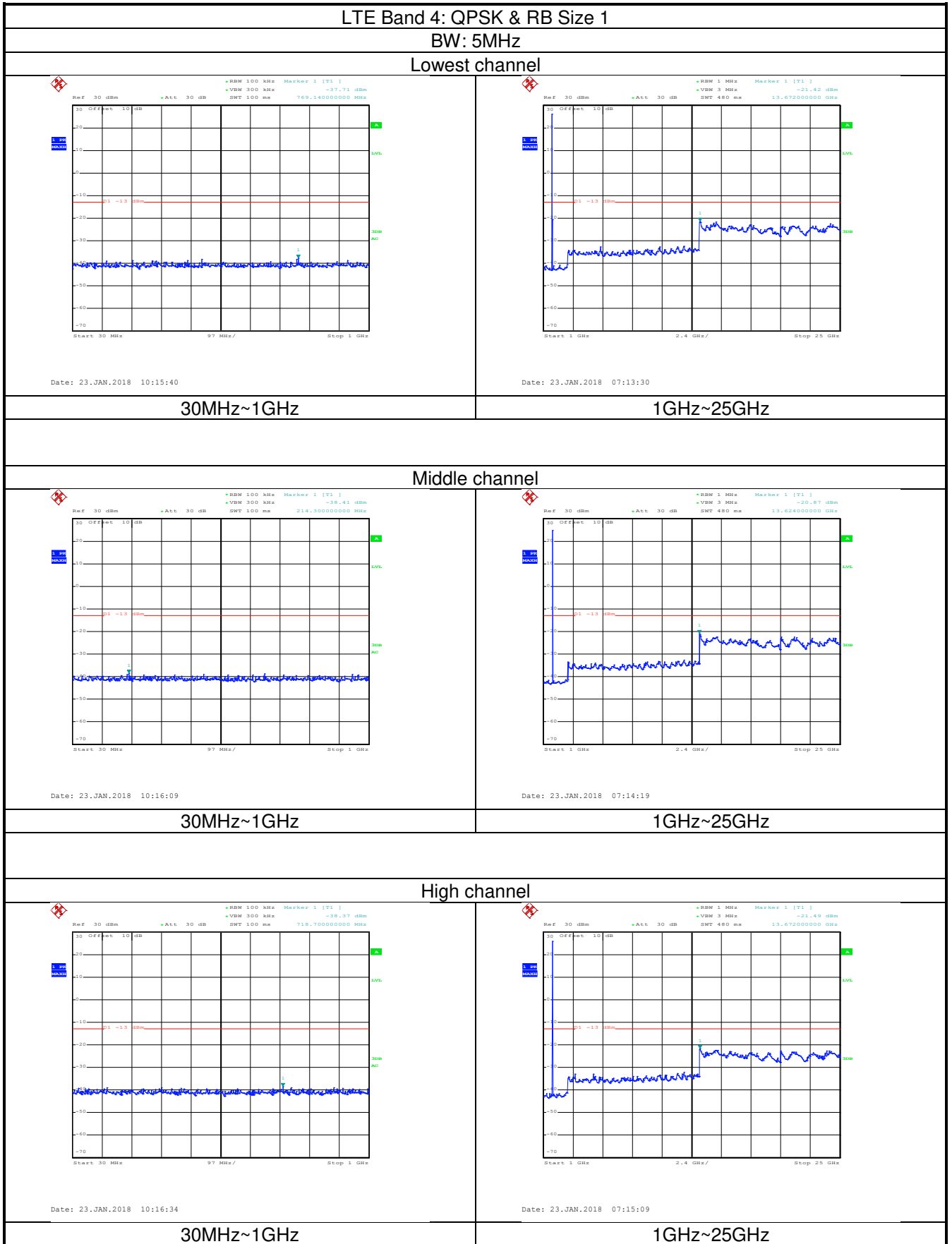
Date: 23.JAN.2018 10:16:50

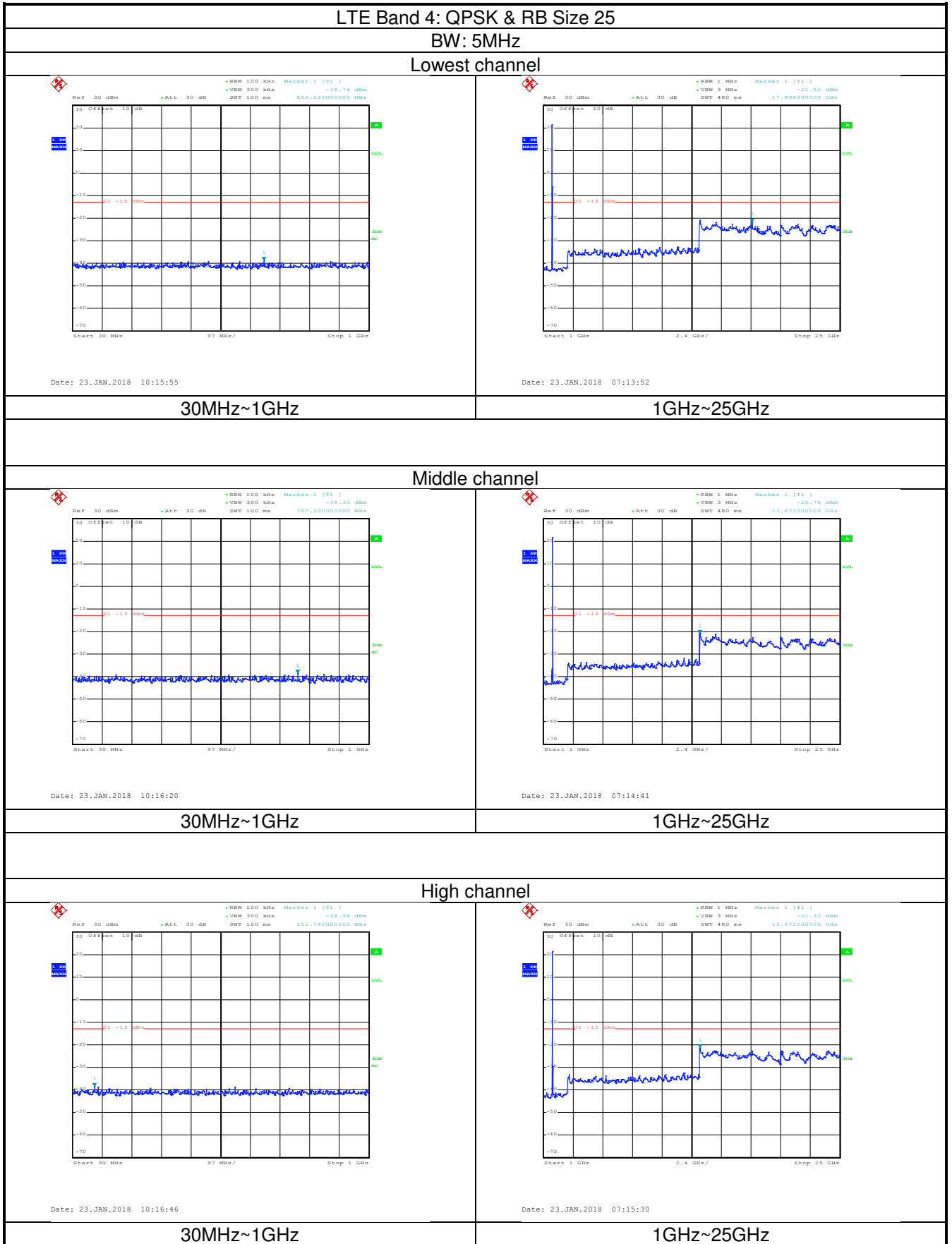
30MHz~1GHz



Date: 23.JAN.2018 07:15:37

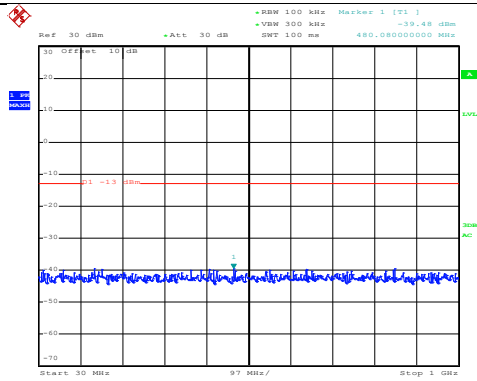
1GHz~25GHz





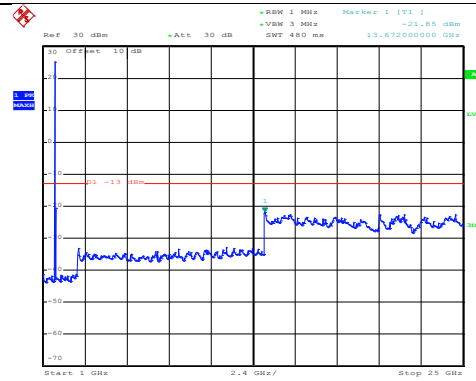
LTE Band 4: 16 QAM & RB Size 1
 BW: 10MHz

Lowest channel



Date: 23.JAN.2018 10:17:10

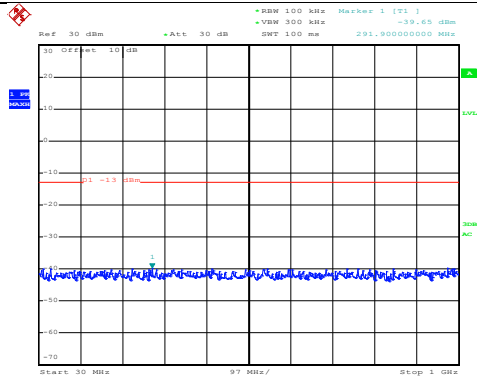
30MHz~1GHz



Date: 23.JAN.2018 07:16:41

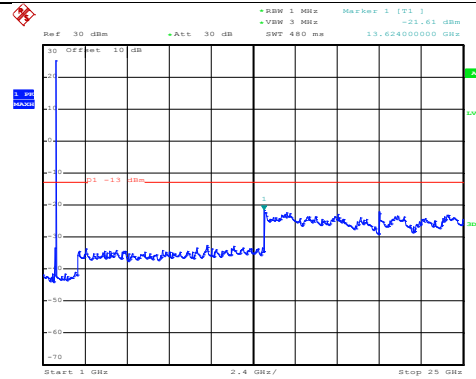
1GHz~25GHz

Middle channel



Date: 23.JAN.2018 10:17:36

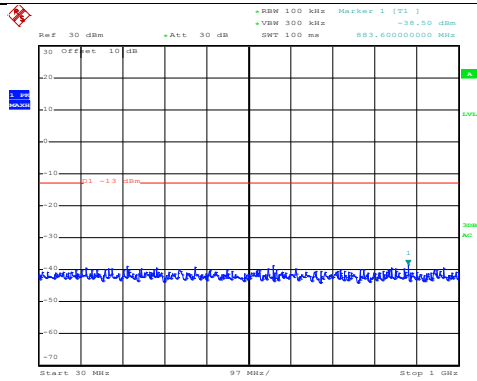
30MHz~1GHz



Date: 23.JAN.2018 07:18:59

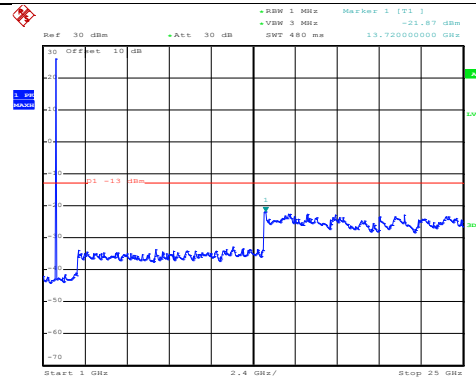
1GHz~25GHz

High channel



Date: 23.JAN.2018 10:18:07

30MHz~1GHz



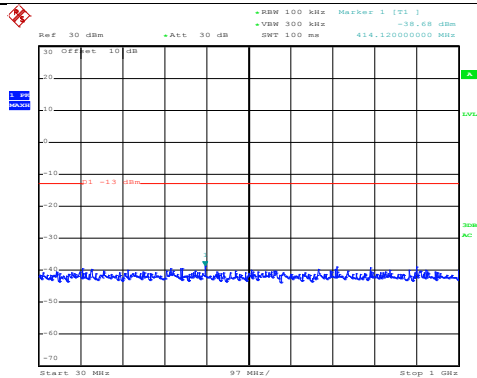
Date: 23.JAN.2018 07:20:01

1GHz~25GHz

LTE Band 4: 16 QAM & RB Size 50

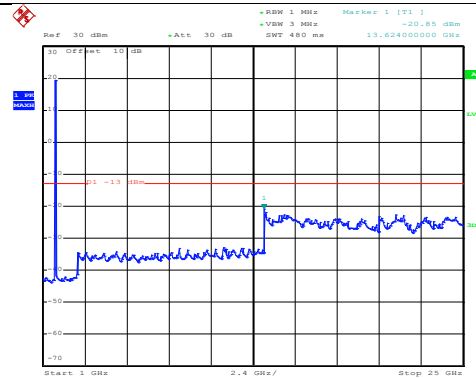
BW: 10MHz

Lowest channel



Date: 23.JAN.2018 10:17:21

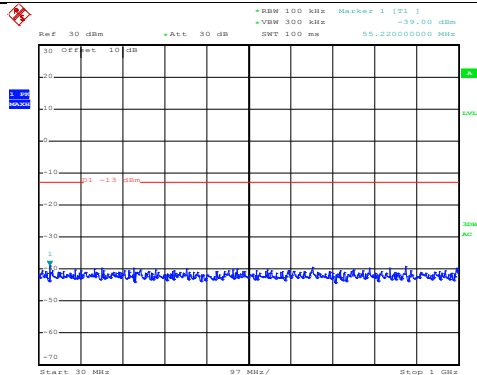
30MHz~1GHz



Date: 23.JAN.2018 07:17:03

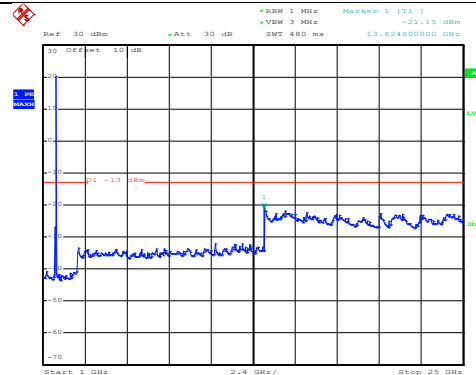
1GHz~25GHz

Middle channel



Date: 23.JAN.2018 10:17:48

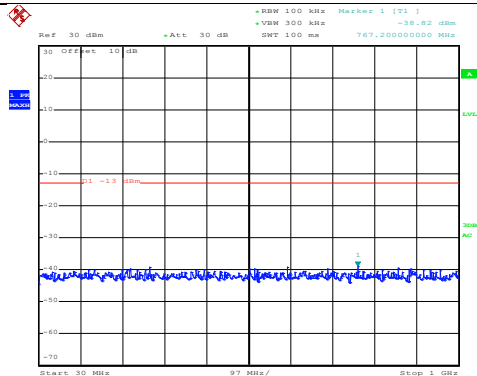
30MHz~1GHz



Date: 23.JAN.2018 07:19:30

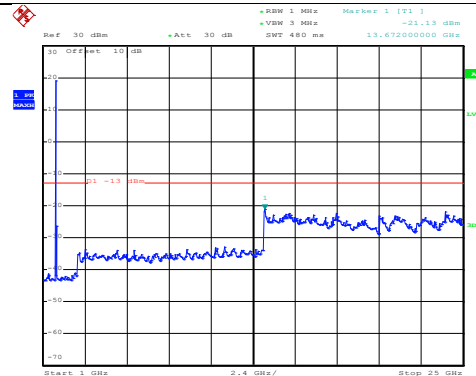
1GHz~25GHz

High channel



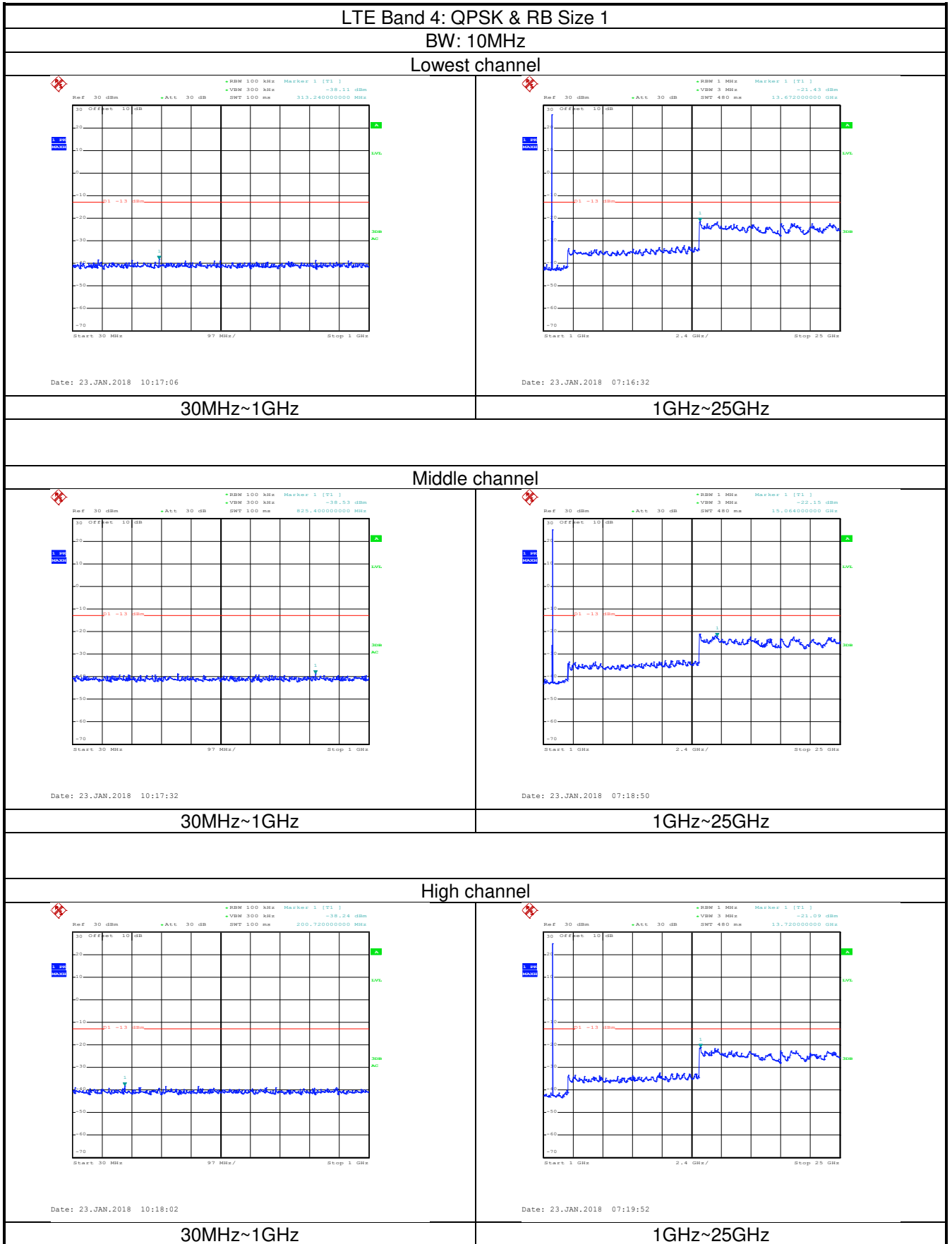
Date: 23.JAN.2018 10:18:19

30MHz~1GHz



Date: 23.JAN.2018 07:20:20

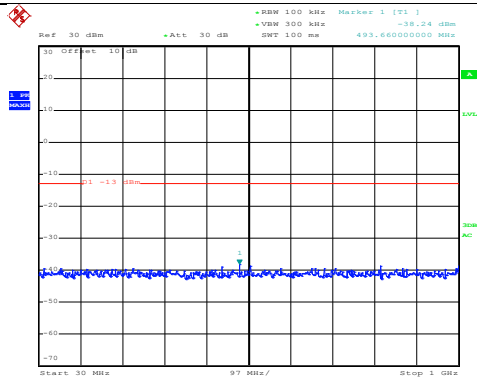
1GHz~25GHz



LTE Band 4: QPSK & RB Size 50

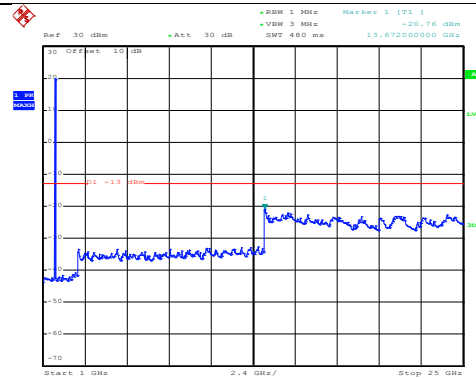
BW: 10MHz

Lowest channel



Date: 23.JAN.2018 10:17:17

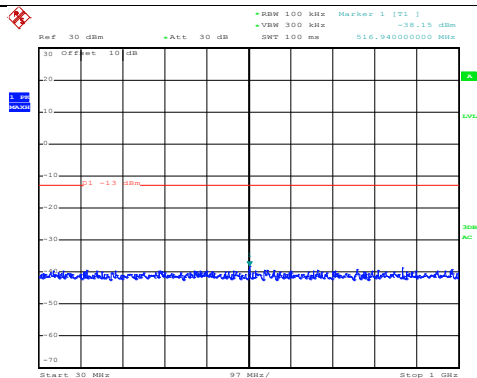
30MHz~1GHz



Date: 23.JAN.2018 07:16:55

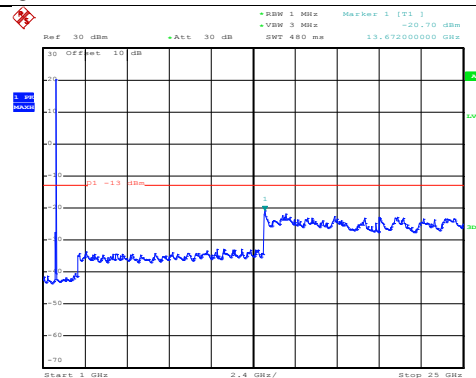
1GHz~25GHz

Middle channel



Date: 23.JAN.2018 10:17:43

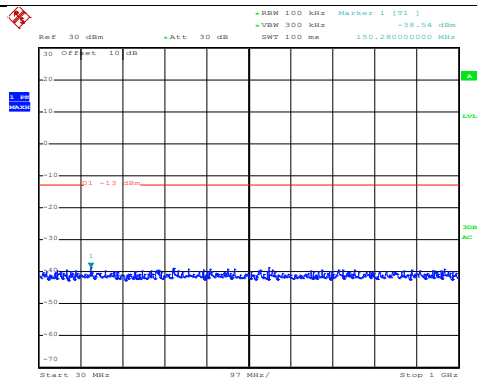
30MHz~1GHz



Date: 23.JAN.2018 07:19:11

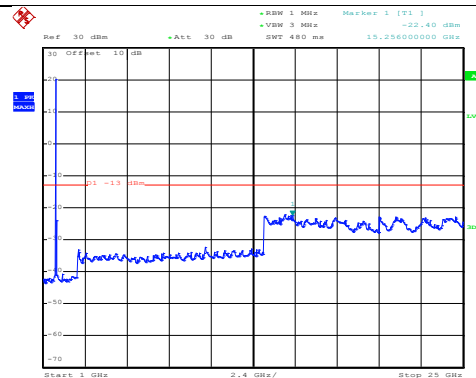
1GHz~25GHz

High channel



Date: 23.JAN.2018 10:18:14

30MHz~1GHz



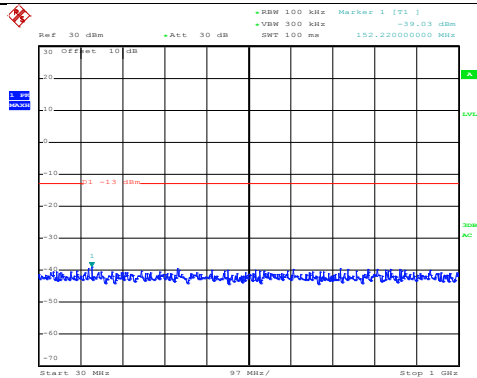
Date: 23.JAN.2018 07:20:13

1GHz~25GHz

LTE Band 4: 16 QAM & RB Size 1

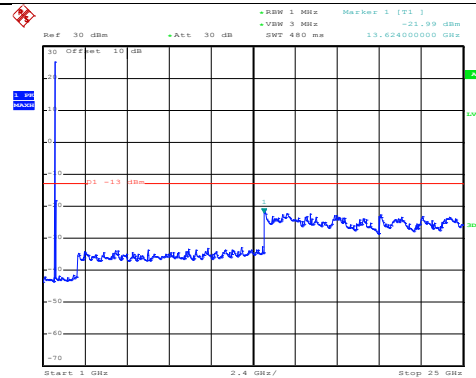
BW: 15MHz

Lowest channel



Date: 23.JAN.2018 10:18:37

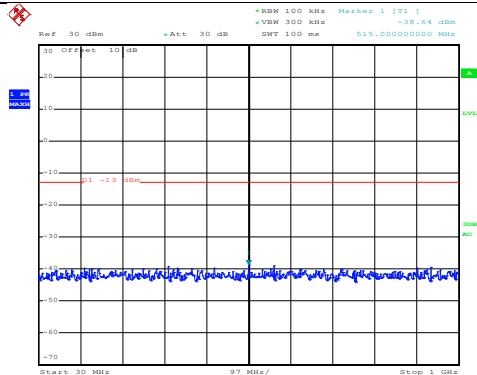
30MHz~1GHz



Date: 23.JAN.2018 07:21:07

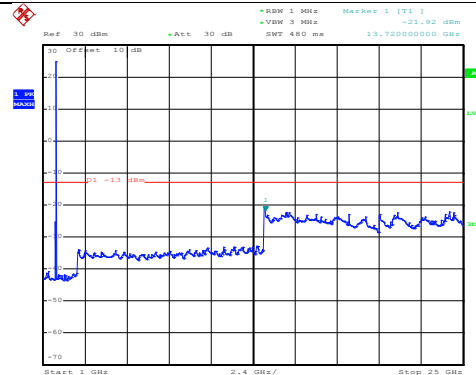
1GHz~25GHz

Middle channel



Date: 23.JAN.2018 10:19:06

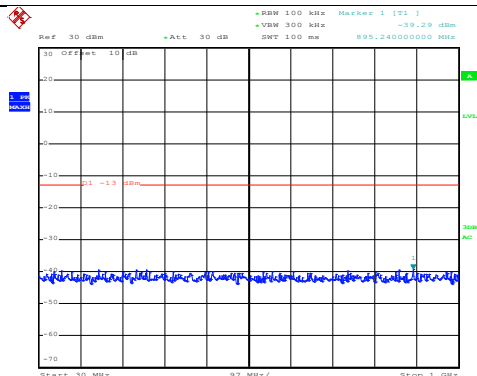
30MHz~1GHz



Date: 23.JAN.2018 07:22:00

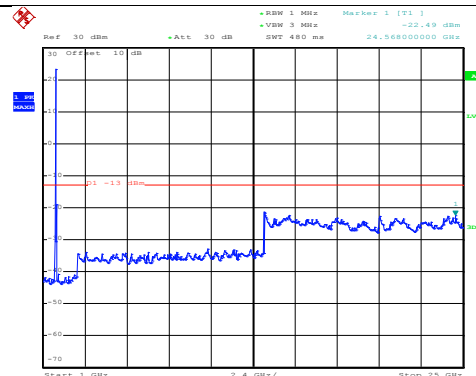
1GHz~25GHz

High channel



Date: 23.JAN.2018 10:19:35

30MHz~1GHz



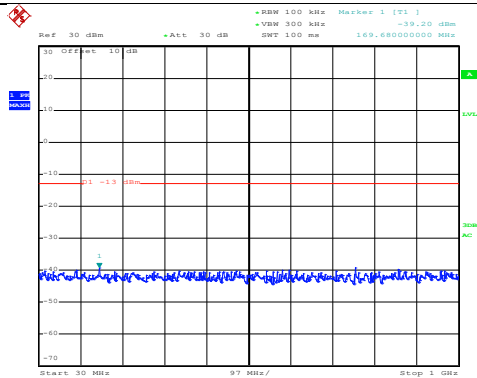
Date: 23.JAN.2018 07:22:52

1GHz~25GHz

LTE Band 4: 16 QAM & RB Size 75

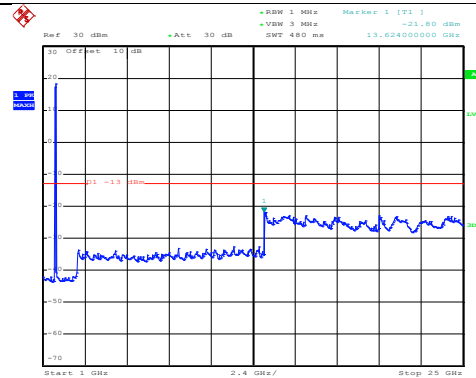
BW: 15MHz

Lowest channel



Date: 23.JAN.2018 10:18:50

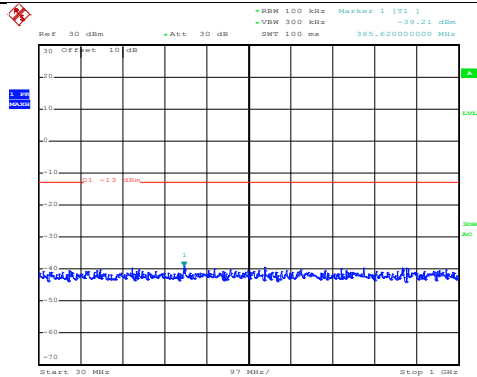
30MHz~1GHz



Date: 23.JAN.2018 07:21:27

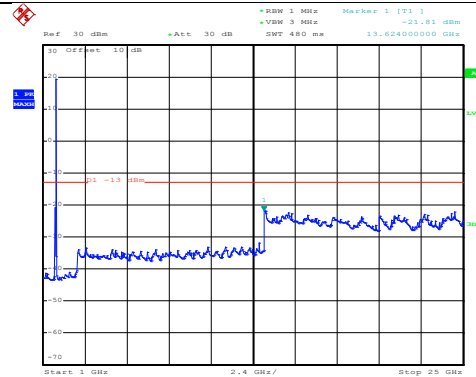
1GHz~25GHz

Middle channel



Date: 23.JAN.2018 10:19:19

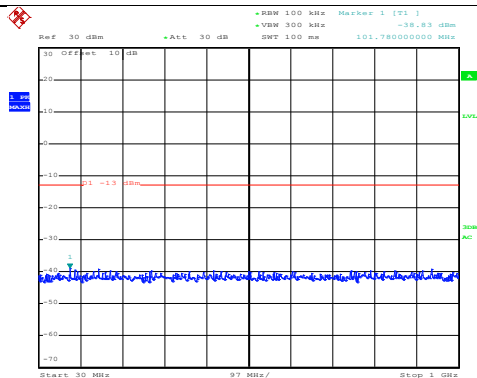
30MHz~1GHz



Date: 23.JAN.2018 07:22:21

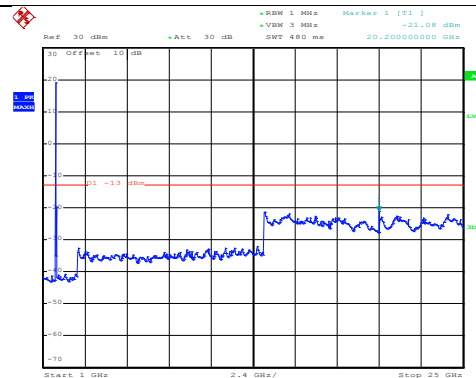
1GHz~25GHz

High channel



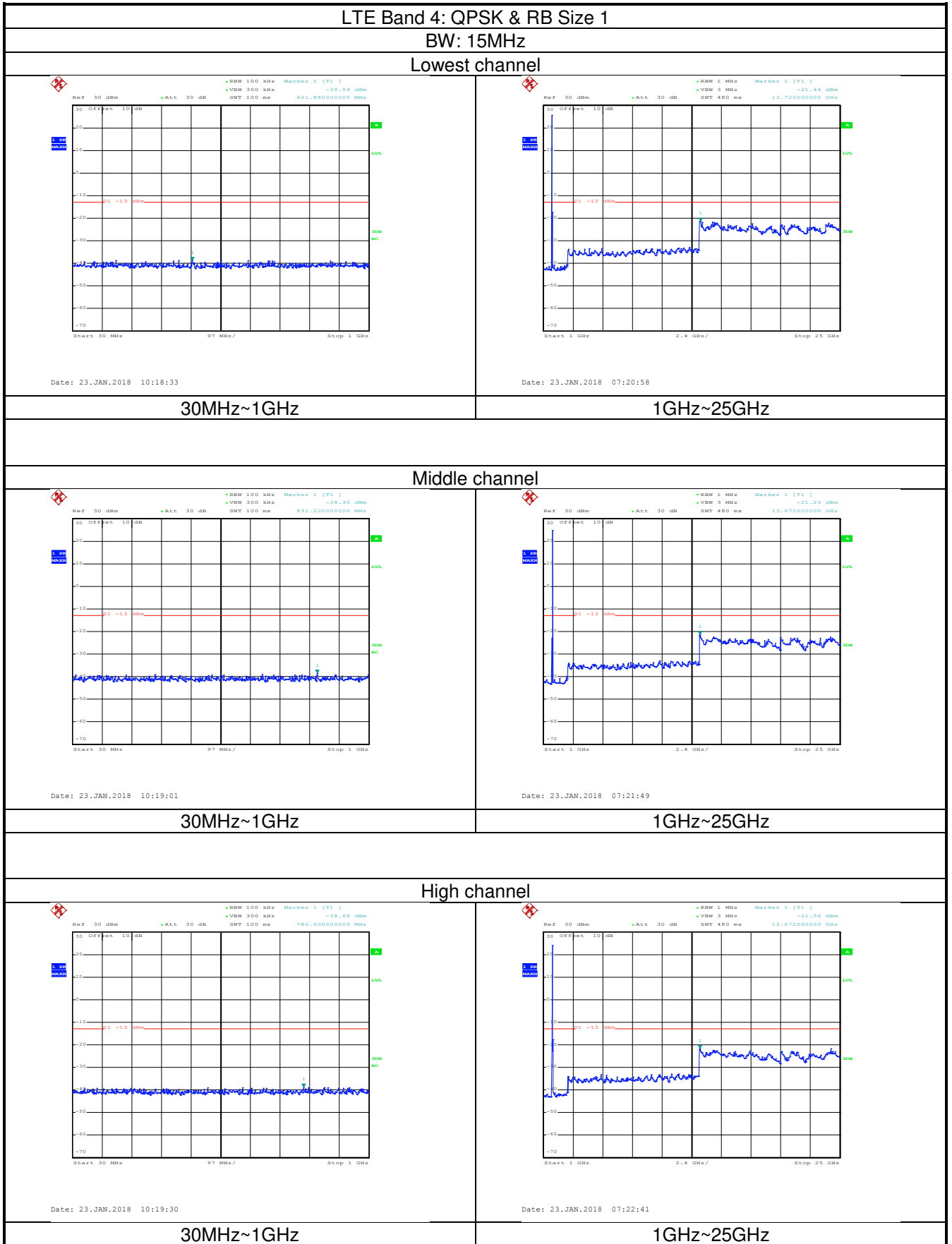
Date: 23.JAN.2018 10:19:51

30MHz~1GHz



Date: 23.JAN.2018 07:23:13

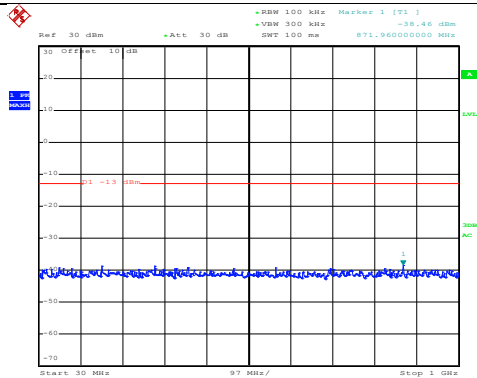
1GHz~25GHz



LTE Band 4: QPSK & RB Size 75

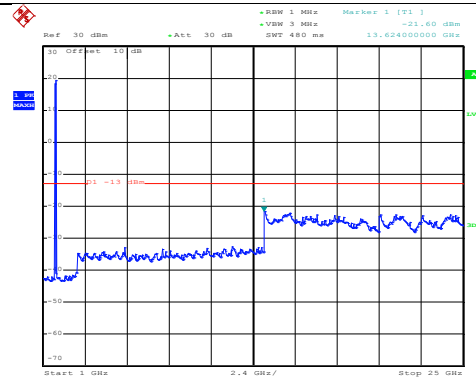
BW: 15MHz

Lowest channel



Date: 23.JAN.2018 10:18:46

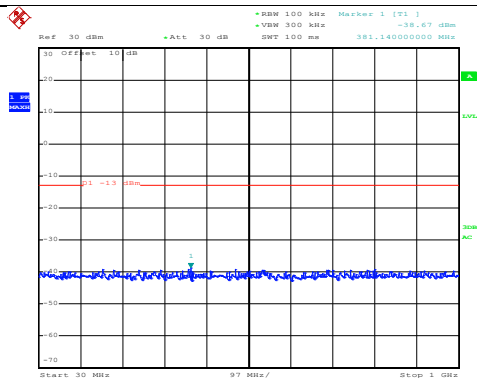
30MHz~1GHz



Date: 23.JAN.2018 07:21:19

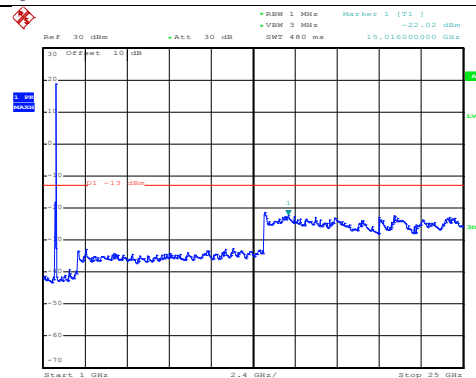
1GHz~25GHz

Middle channel



Date: 23.JAN.2018 10:19:14

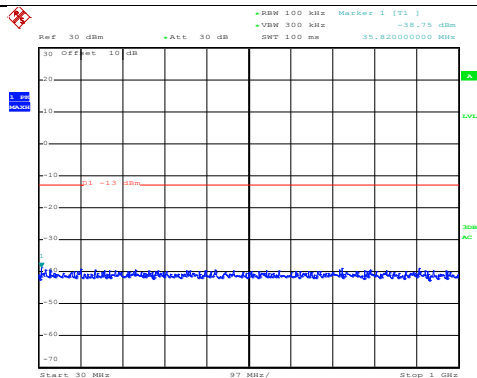
30MHz~1GHz



Date: 23.JAN.2018 07:22:13

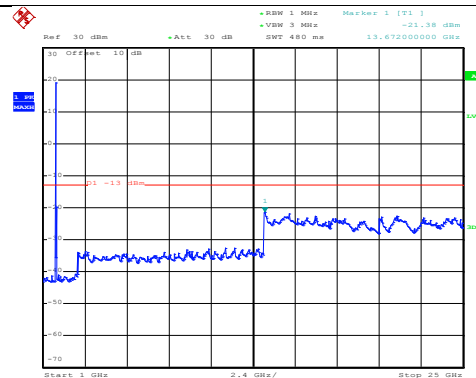
1GHz~25GHz

High channel



Date: 23.JAN.2018 10:19:45

30MHz~1GHz



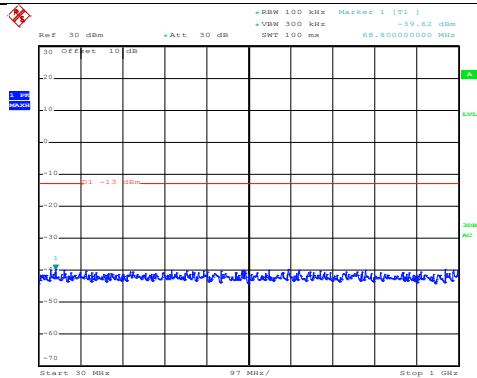
Date: 23.JAN.2018 07:23:05

1GHz~25GHz

LTE Band 4: 16 QAM & RB Size 1

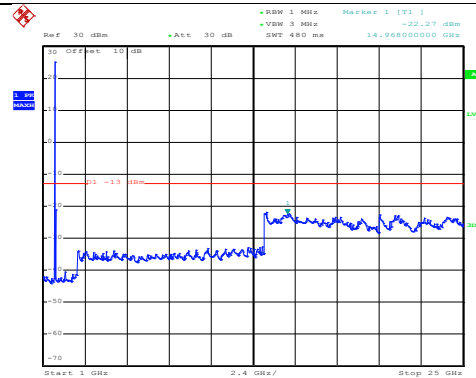
BW: 20MHz

Lowest channel



Date: 23.JAN.2018 10:20:47

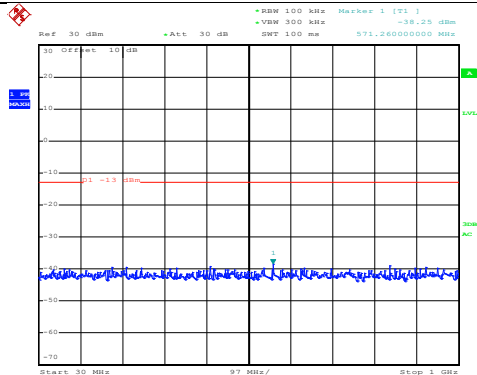
30MHz~1GHz



Date: 23.JAN.2018 07:23:59

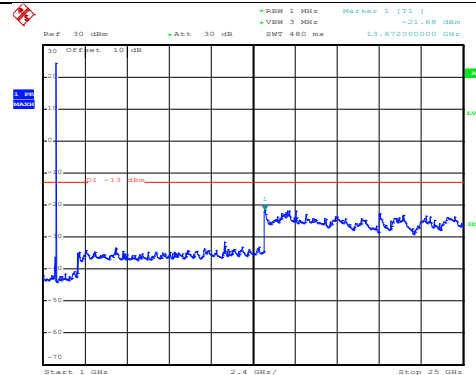
1GHz~25GHz

Middle channel



Date: 23.JAN.2018 10:21:14

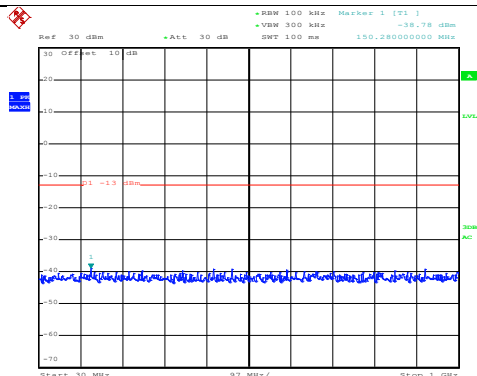
30MHz~1GHz



Date: 23.JAN.2018 07:24:48

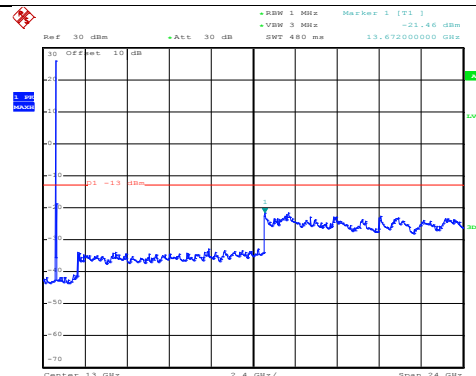
1GHz~25GHz

High channel



Date: 23.JAN.2018 10:20:13

30MHz~1GHz



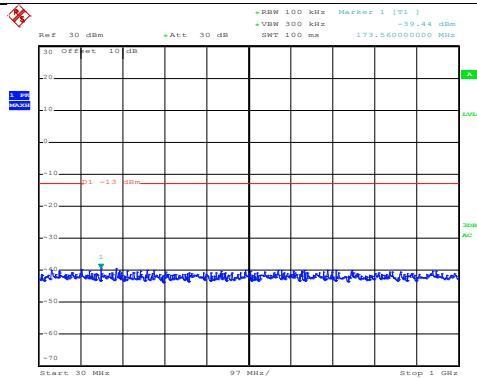
Date: 23.JAN.2018 07:26:14

1GHz~25GHz

LTE Band 4: 16 QAM & RB Size 100

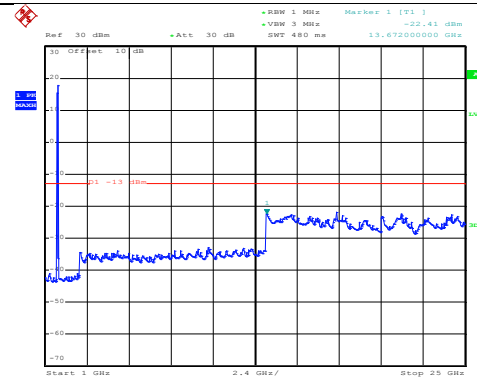
BW: 20MHz

Lowest channel



Date: 23.JAN.2018 10:20:59

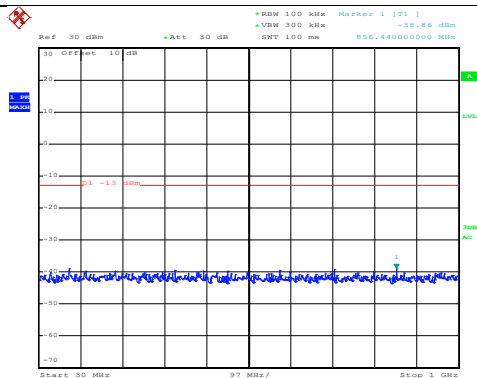
30MHz~1GHz



Date: 23.JAN.2018 07:24:20

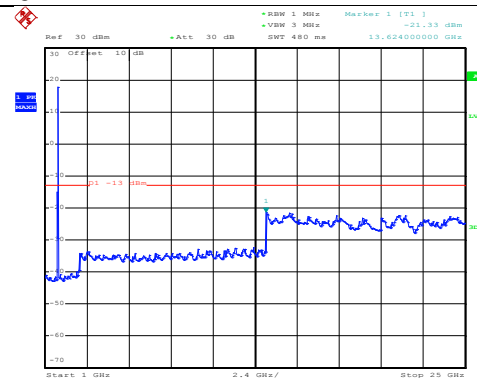
1GHz~25GHz

Middle channel



Date: 23.JAN.2018 10:21:26

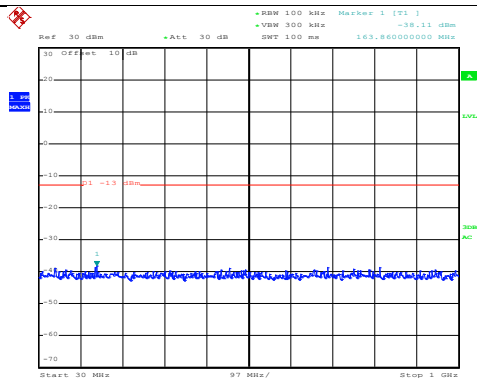
30MHz~1GHz



Date: 23.JAN.2018 07:25:26

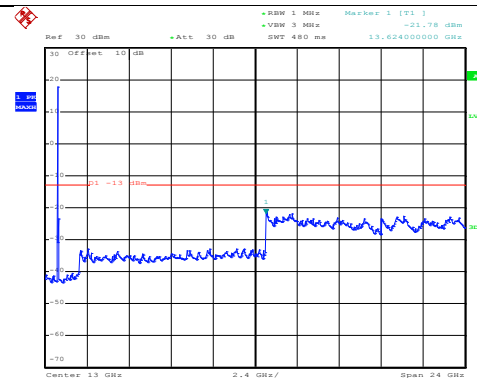
1GHz~25GHz

High channel



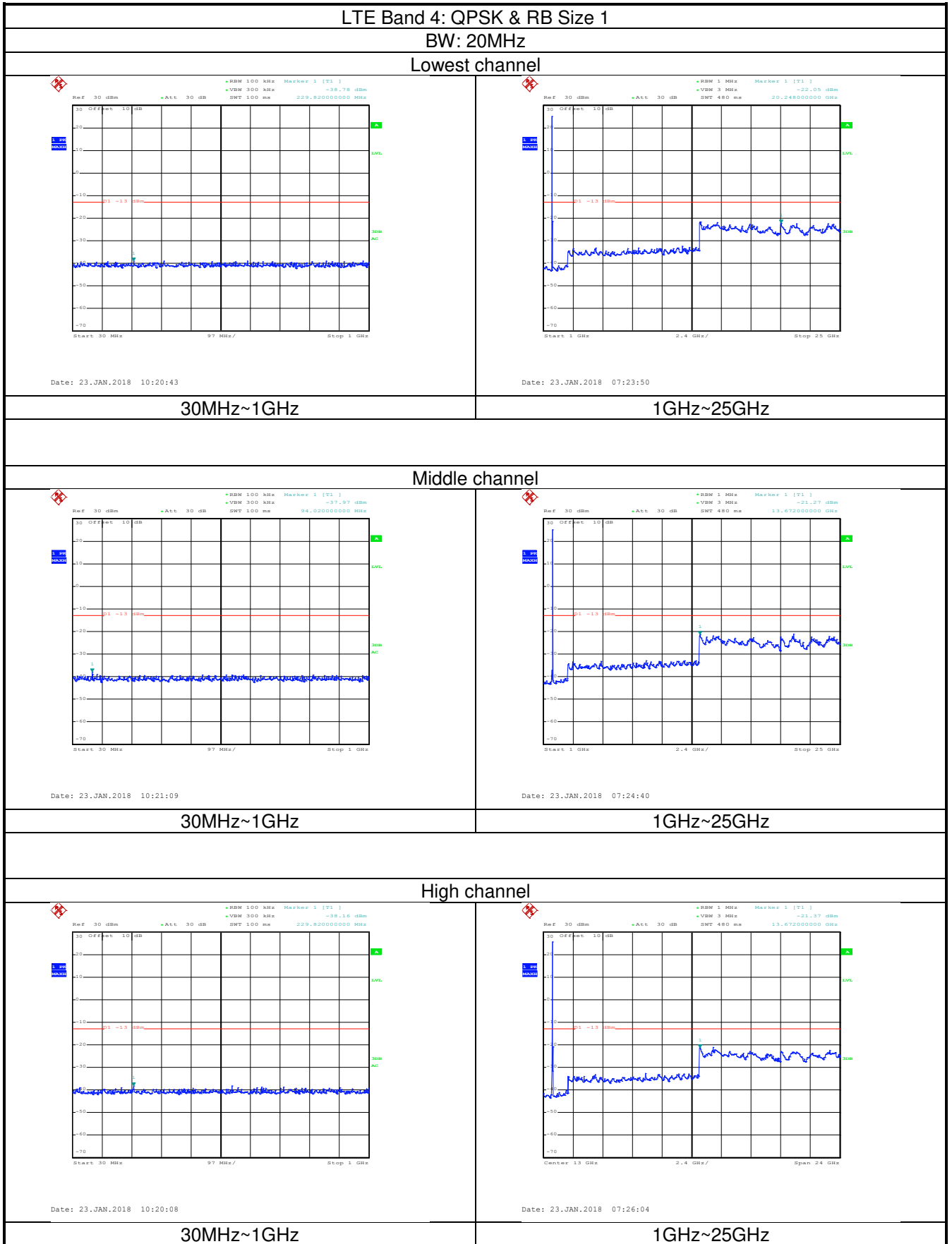
Date: 23.JAN.2018 10:20:29

30MHz~1GHz



Date: 23.JAN.2018 07:26:40

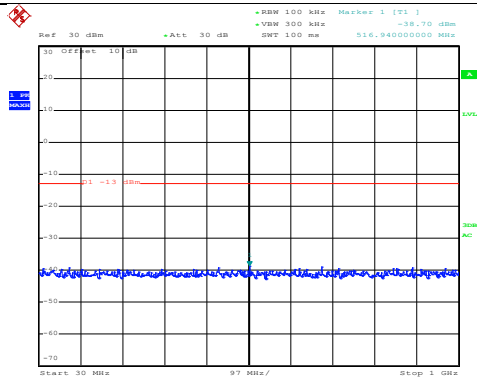
1GHz~25GHz



LTE Band 4: QPSK & RB Size 100

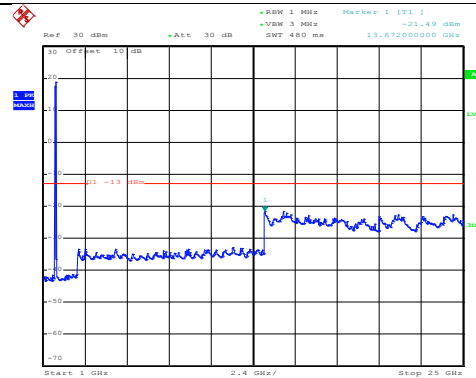
BW: 20MHz

Lowest channel



Date: 23.JAN.2018 10:20:55

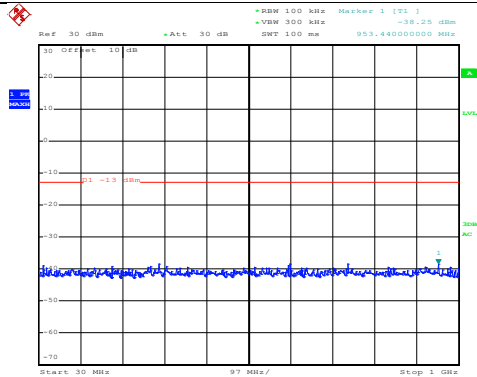
30MHz~1GHz



Date: 23.JAN.2018 07:24:11

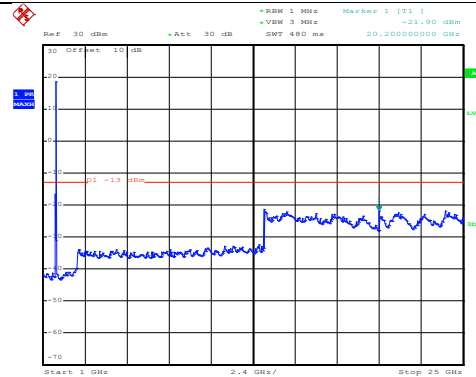
1GHz~25GHz

Middle channel



Date: 23.JAN.2018 10:21:21

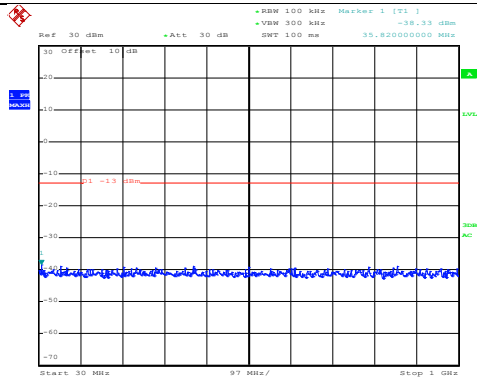
30MHz~1GHz



Date: 23.JAN.2018 07:25:05

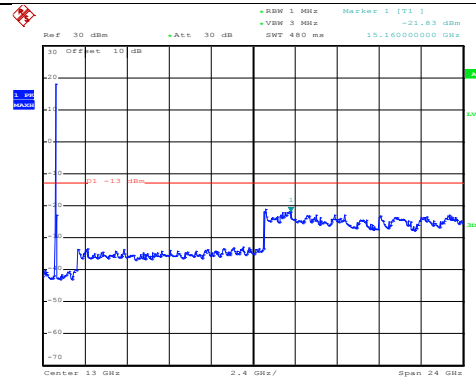
1GHz~25GHz

High channel



Date: 23.JAN.2018 10:20:20

30MHz~1GHz



Date: 23.JAN.2018 07:26:27

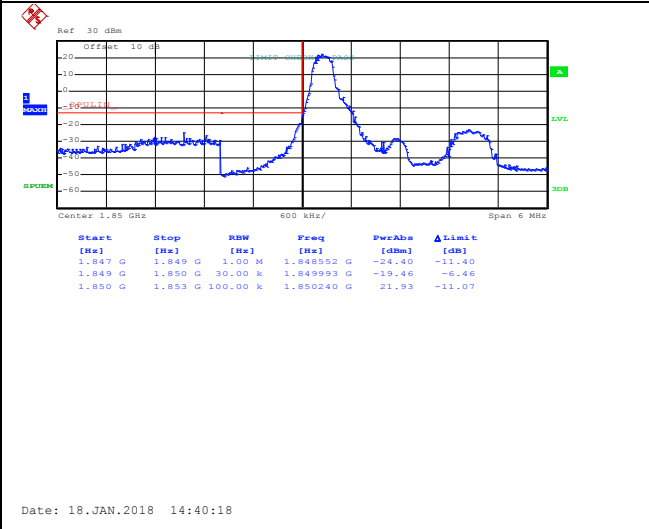
1GHz~25GHz

Band edge emission:

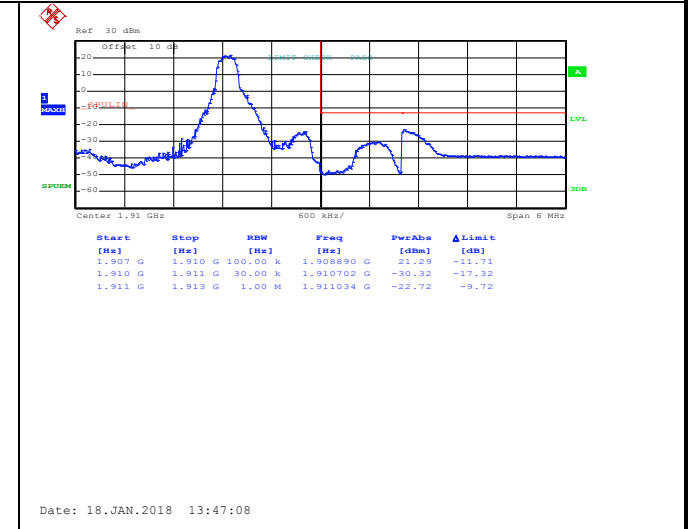
LTE Band 2 part:

LTE Band 2, BW: 1.4MHz

16QAM & RB Size 1

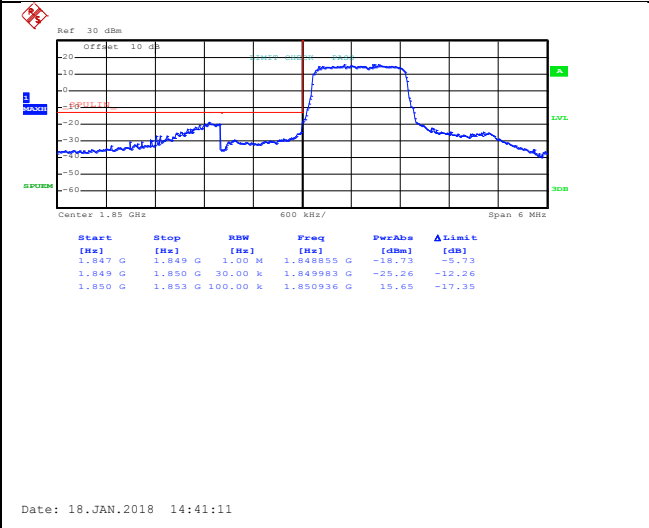


Lowest channel

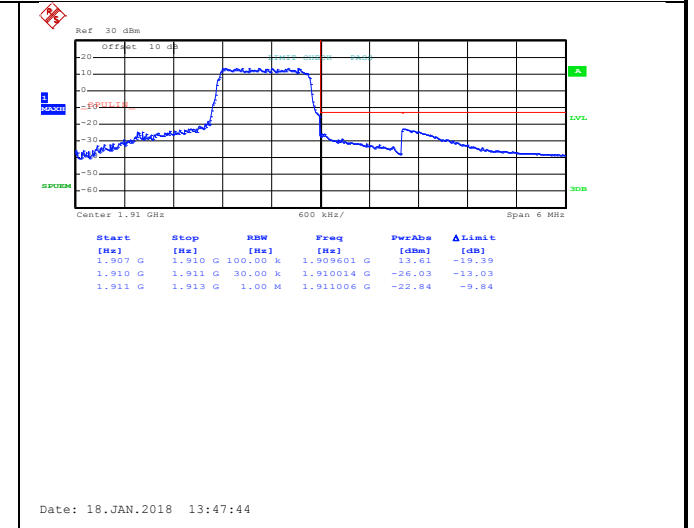


Highest channel

16QAM & RB Size 6

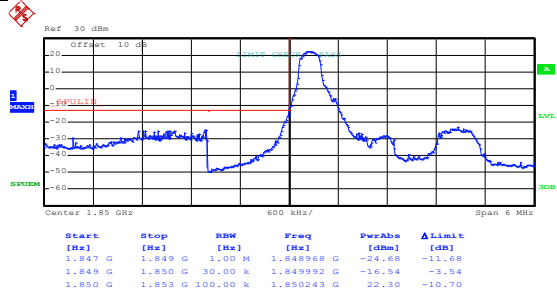


Lowest channel



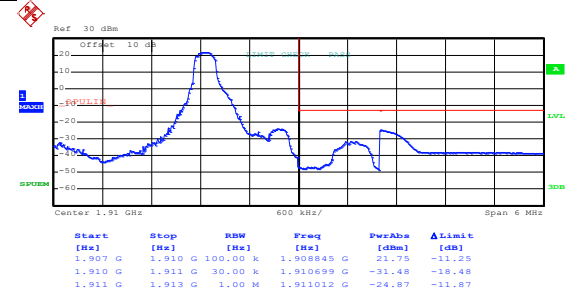
Highest channel

LTE Band 2, BW: 1.4MHz QPSK & RB Size 1



Date: 18.JAN.2018 14:40:11

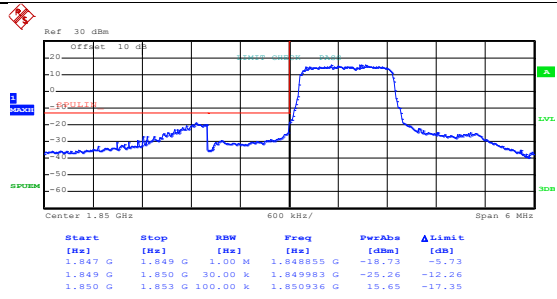
Lowest channel



Date: 18.JAN.2018 13:46:59

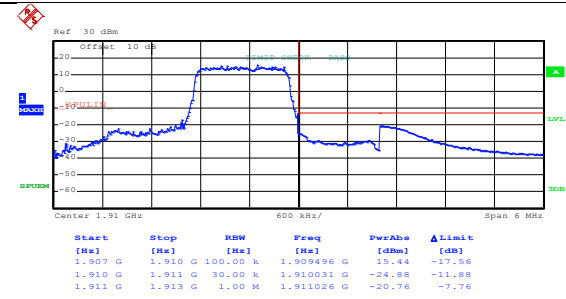
Highest channel

QPSK & RB Size 6



Date: 18.JAN.2018 14:41:11

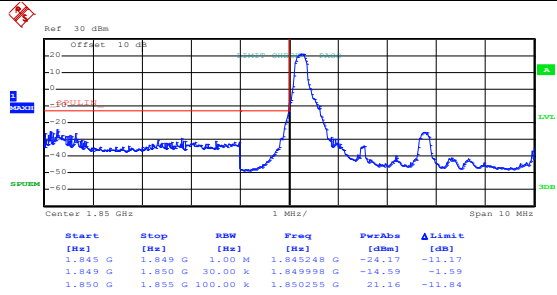
Lowest channel



Date: 18.JAN.2018 13:47:37

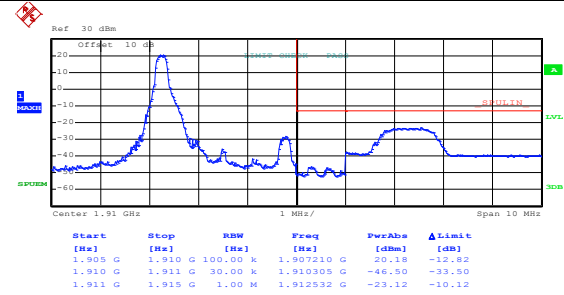
Highest channel

LTE Band 2, BW: 3MHz 16QAM & RB Size 1



Date: 18.JAN.2018 13:49:03

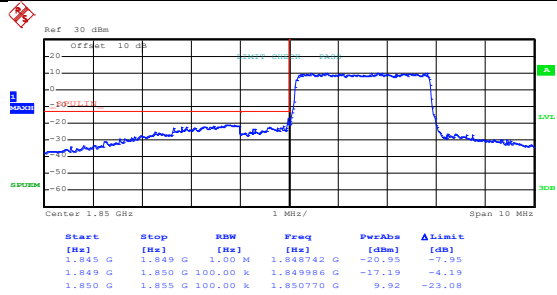
Lowest channel



Date: 18.JAN.2018 13:51:44

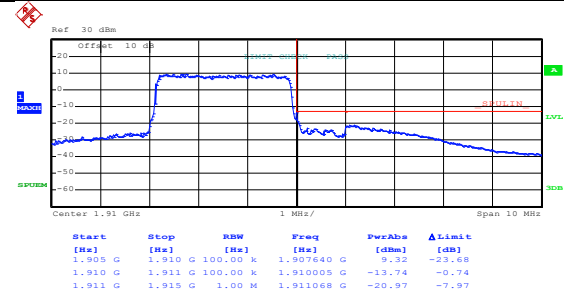
Highest channel

16QAM & RB Size 15



Date: 18.JAN.2018 14:19:07

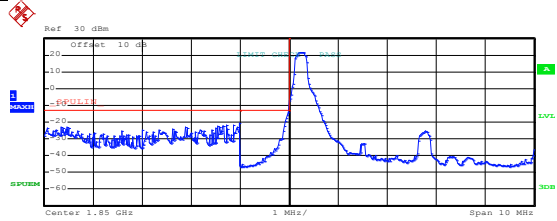
Lowest channel



Date: 18.JAN.2018 14:19:53

Highest channel

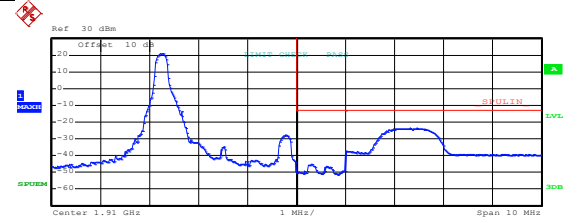
LTE Band 2, BW: 3MHz QPSK & RB Size 1



Start [Hz]	Stop [Hz]	RBW [Hz]	Freq [Hz]	PwrAbs [dBm]	ΔLimit [dB]
1.845 G	1.849 G	1.00 M	1.848980 G	-20.59	-7.59
1.849 G	1.850 G	30.00 k	1.849991 G	-14.20	-1.20
1.850 G	1.855 G	100.00 k	1.850270 G	21.77	-11.23

Date: 18.JAN.2018 13:48:53

Lowest channel

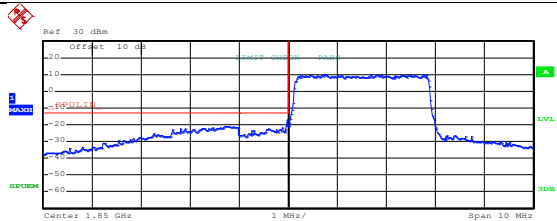


Start [Hz]	Stop [Hz]	RBW [Hz]	Freq [Hz]	PwrAbs [dBm]	ΔLimit [dB]
1.905 G	1.910 G	100.00 k	1.907270 G	21.14	-11.86
1.910 G	1.911 G	30.00 k	1.910326 G	-44.86	-31.86
1.911 G	1.915 G	1.00 M	1.912452 G	-23.65	-10.65

Date: 18.JAN.2018 13:51:37

Highest channel

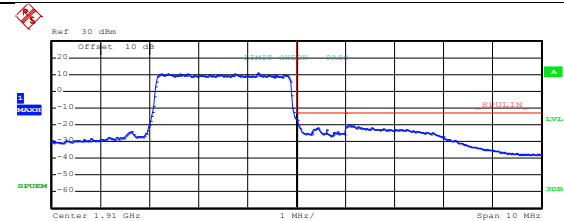
QPSK & RB Size 15



Start [Hz]	Stop [Hz]	RBW [Hz]	Freq [Hz]	PwrAbs [dBm]	ΔLimit [dB]
1.845 G	1.849 G	1.00 M	1.848742 G	-20.95	-7.95
1.849 G	1.850 G	100.00 k	1.849986 G	-17.19	-4.19
1.850 G	1.855 G	100.00 k	1.850770 G	9.92	-23.08

Date: 18.JAN.2018 14:19:07

Lowest channel

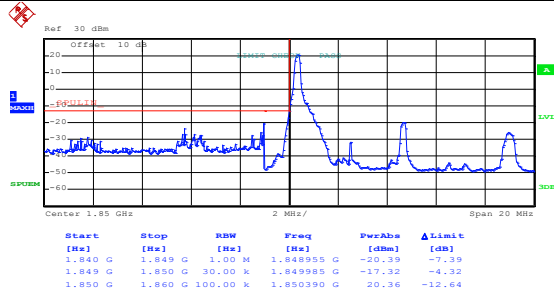


Start [Hz]	Stop [Hz]	RBW [Hz]	Freq [Hz]	PwrAbs [dBm]	ΔLimit [dB]
1.905 G	1.910 G	100.00 k	1.909225 G	10.73	-22.27
1.910 G	1.911 G	100.00 k	1.910013 G	-16.76	-3.76
1.911 G	1.915 G	1.00 M	1.911060 G	-20.26	-7.26

Date: 18.JAN.2018 14:19:44

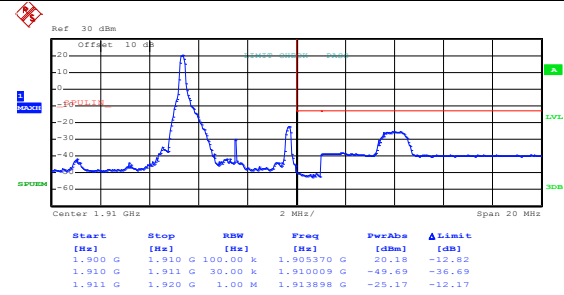
Highest channel

LTE Band 2, BW: 5MHz 16QAM & RB Size 1



Date: 18.JAN.2018 13:53:53

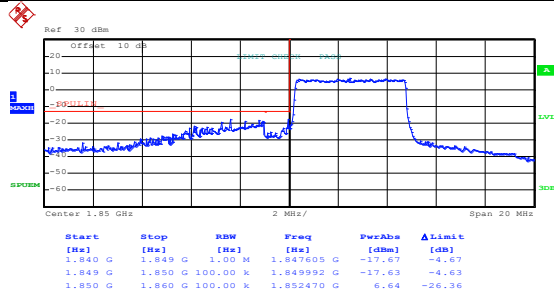
Lowest channel



Date: 18.JAN.2018 13:56:06

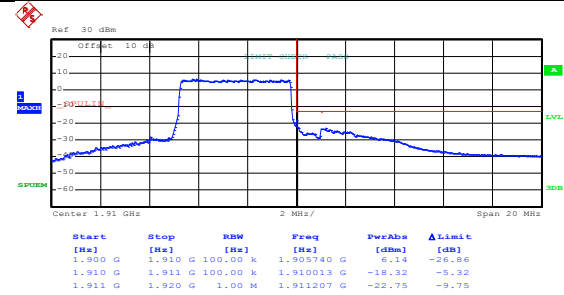
Highest channel

16QAM & RB Size 25



Date: 18.JAN.2018 13:54:55

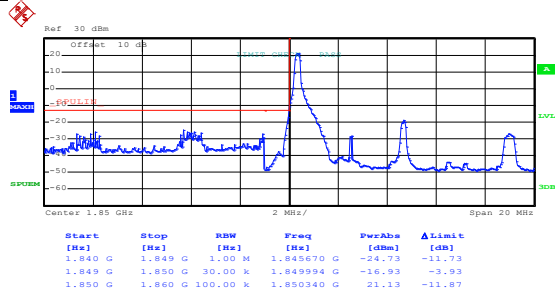
Lowest channel



Date: 18.JAN.2018 13:56:52

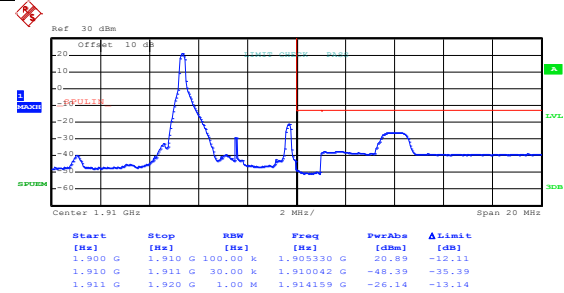
Highest channel

LTE Band 2, BW: 5MHz QPSK & RB Size 1



Date: 18.JAN.2018 13:53:45

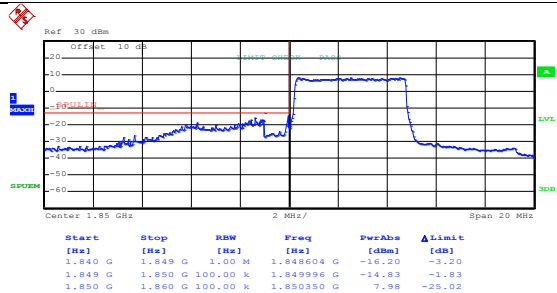
Lowest channel



Date: 18.JAN.2018 13:55:59

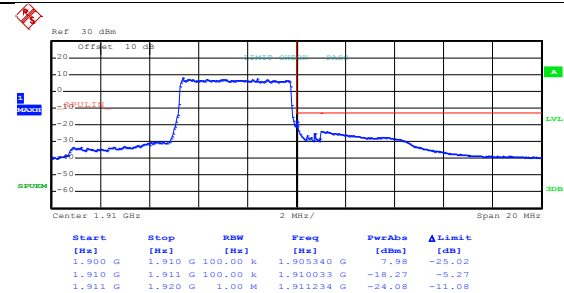
Highest channel

QPSK & RB Size 25



Date: 18.JAN.2018 13:54:49

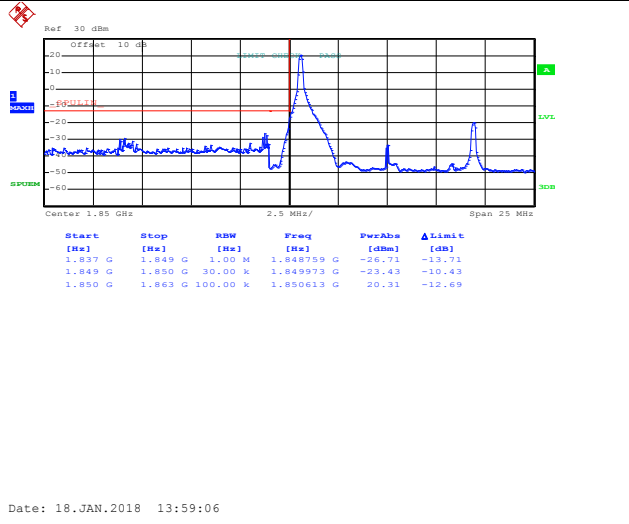
Lowest channel



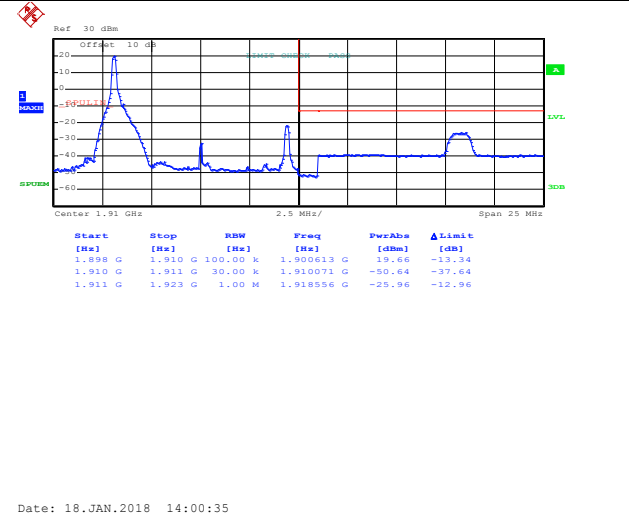
Date: 18.JAN.2018 13:56:42

Highest channel

LTE Band 2, BW: 10MHz 16QAM & RB Size 1

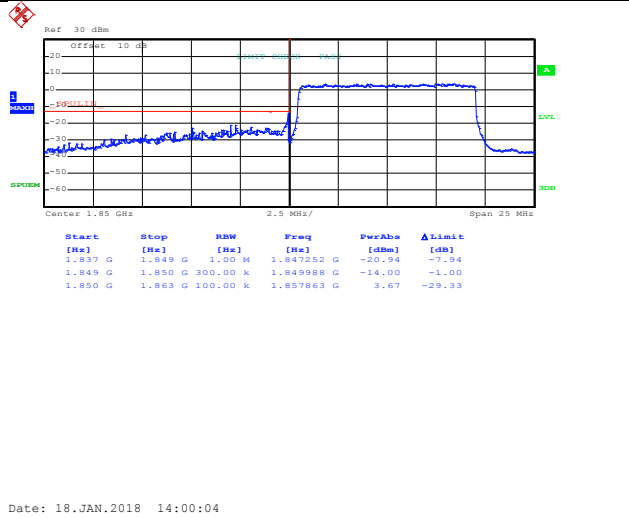


Lowest channel

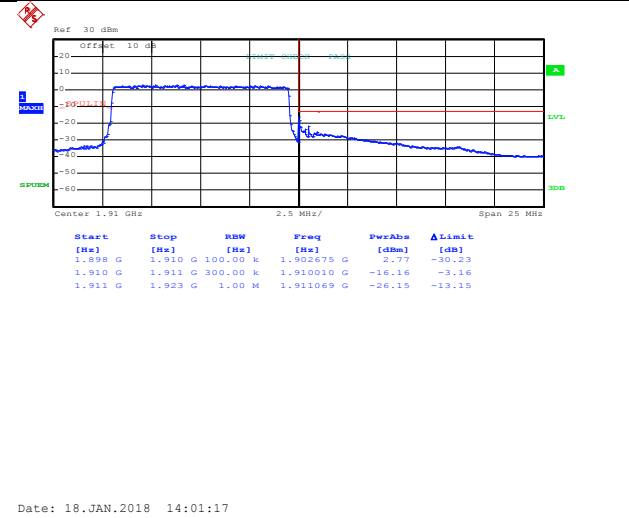


Highest channel

16QAM & RB Size 50

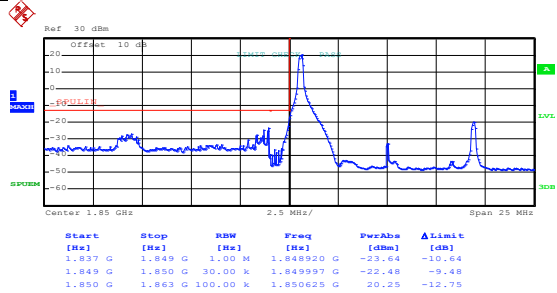


Lowest channel



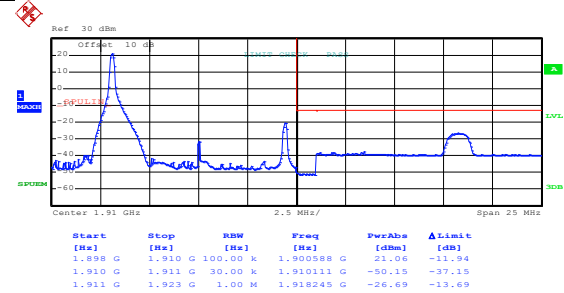
Highest channel

LTE Band 2, BW: 10MHz QPSK & RB Size 1



Date: 18.JAN.2018 13:59:02

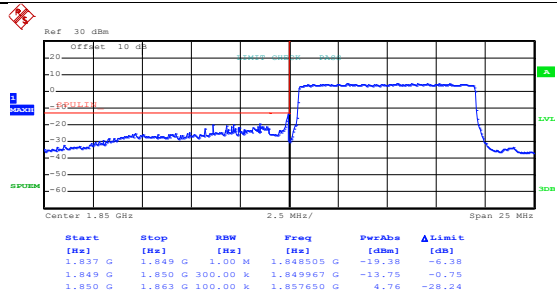
Lowest channel



Date: 18.JAN.2018 14:00:27

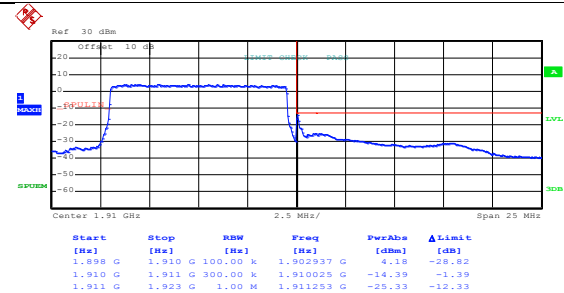
Highest channel

QPSK & RB Size 50



Date: 18.JAN.2018 13:59:56

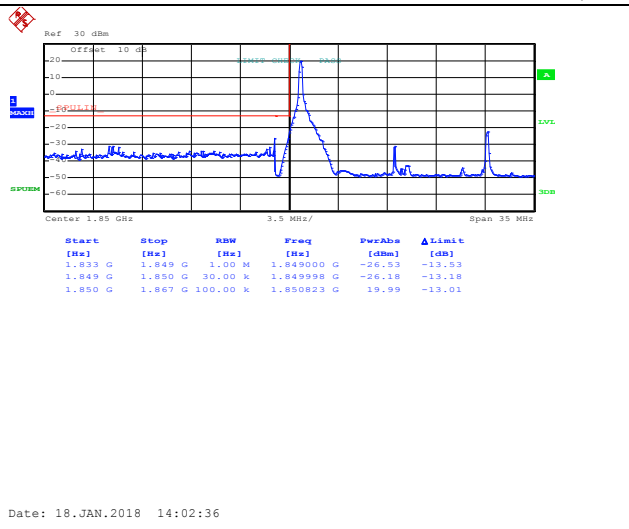
Lowest channel



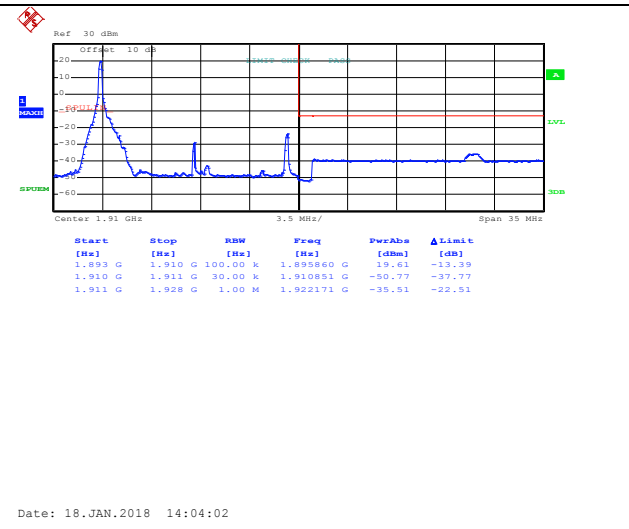
Date: 18.JAN.2018 14:01:10

Highest channel

LTE Band 2, BW: 15MHz 16QAM & RB Size 1

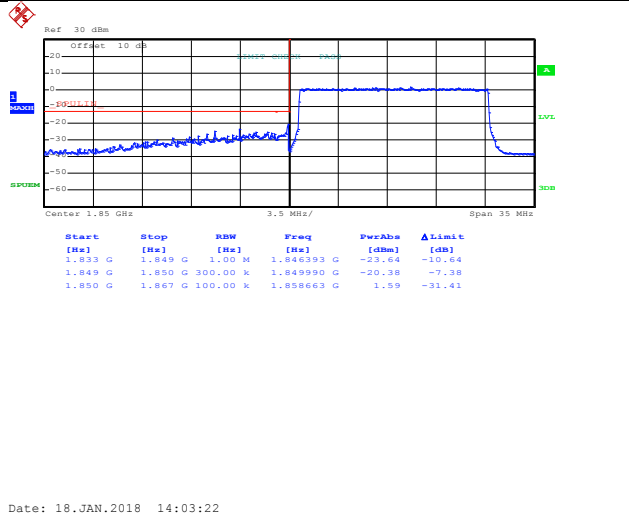


Lowest channel

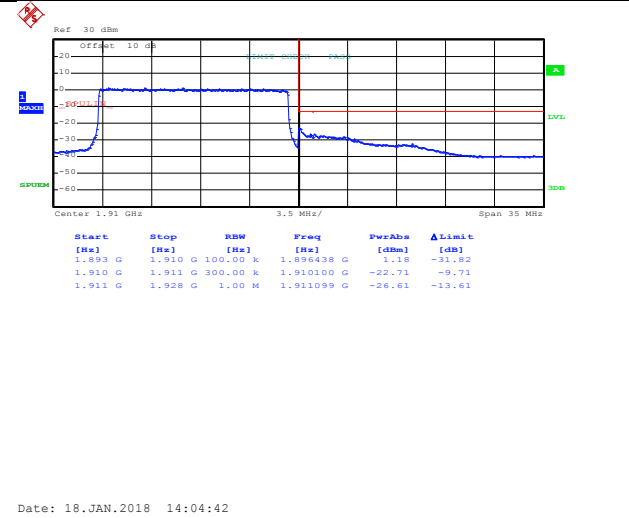


Highest channel

16QAM & RB Size 75

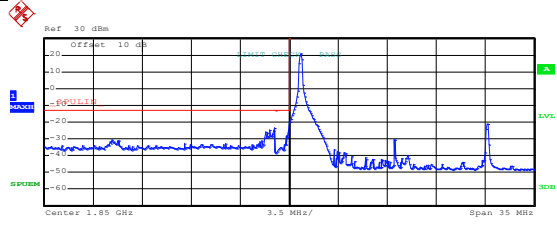


Lowest channel



Highest channel

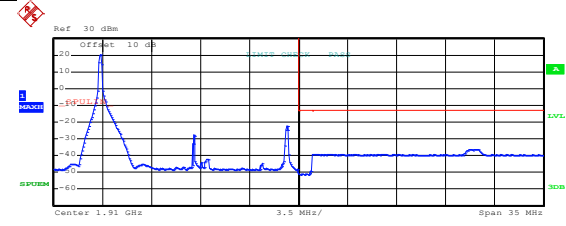
LTE Band 2, BW: 15MHz
QPSK & RB Size 1



Start [Hz]	Stop [Hz]	RBW [Hz]	Freq [Hz]	PwrAbs [dBm]	ΔLimit [dB]
1.833 G	1.849 G	1.00 M	1.849000 G	-23.23	-10.23
1.849 G	1.850 G	30.00 K	1.849956 G	-25.73	-12.73
1.850 G	1.867 G	100.00 K	1.850840 G	21.00	-12.00

Date: 18.JAN.2018 14:02:27

Lowest channel

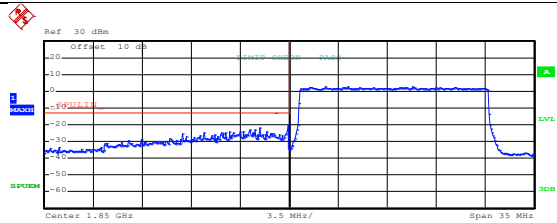


Start [Hz]	Stop [Hz]	RBW [Hz]	Freq [Hz]	PwrAbs [dBm]	ΔLimit [dB]
1.893 G	1.910 G	100.00 K	1.899840 G	20.52	-12.48
1.910 G	1.911 G	30.00 K	1.910866 G	-49.02	-36.02
1.911 G	1.928 G	1.00 M	1.922616 G	-36.12	-23.12

Date: 18.JAN.2018 14:03:52

Highest channel

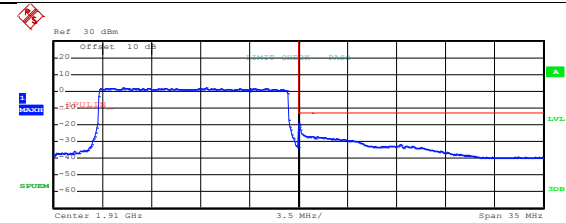
QPSK & RB Size 75



Start [Hz]	Stop [Hz]	RBW [Hz]	Freq [Hz]	PwrAbs [dBm]	ΔLimit [dB]
1.833 G	1.849 G	1.00 M	1.847878 G	-21.86	-8.86
1.849 G	1.850 G	300.00 K	1.849993 G	-20.17	-7.17
1.850 G	1.867 G	100.00 K	1.854218 G	2.74	-30.26

Date: 18.JAN.2018 14:03:16

Lowest channel

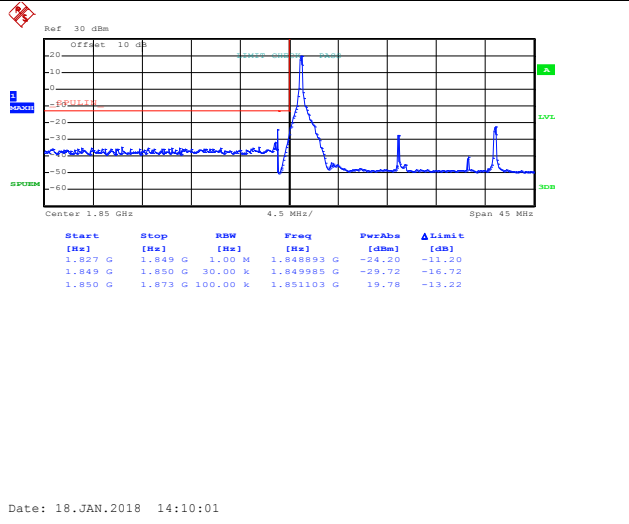


Start [Hz]	Stop [Hz]	RBW [Hz]	Freq [Hz]	PwrAbs [dBm]	ΔLimit [dB]
1.893 G	1.910 G	100.00 K	1.903437 G	2.23	-30.77
1.910 G	1.911 G	300.00 K	1.910004 G	-18.87	-5.87
1.911 G	1.928 G	1.00 M	1.911000 G	-26.89	-13.89

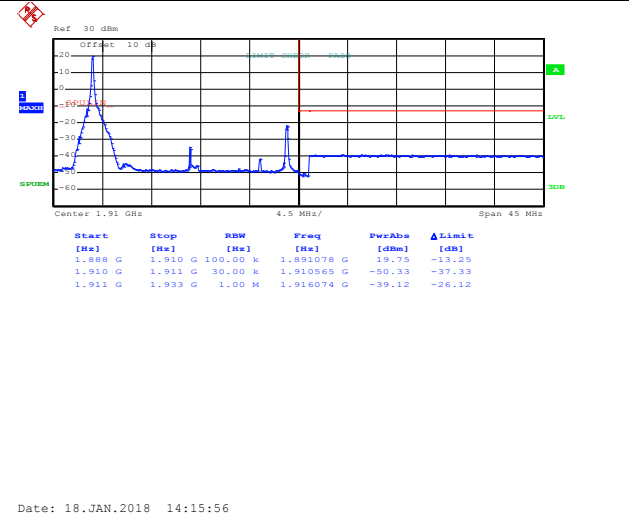
Date: 18.JAN.2018 14:04:35

Highest channel

LTE Band 2, BW: 20MHz 16QAM & RB Size 1

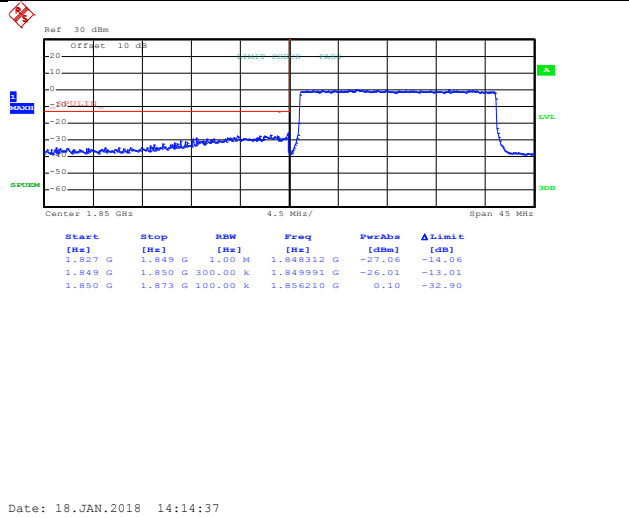


Lowest channel

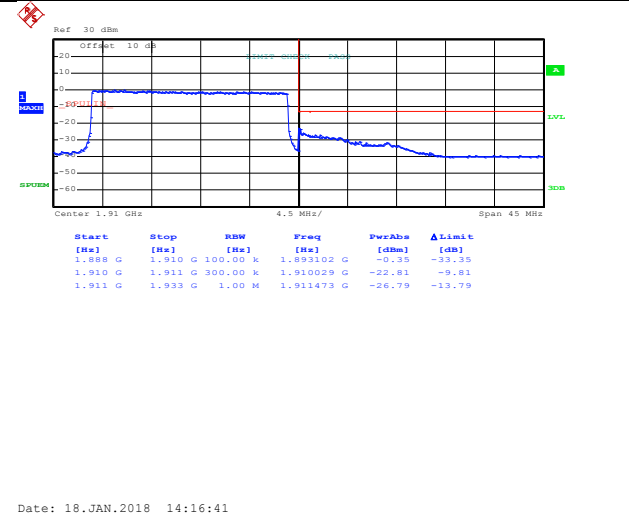


Highest channel

16QAM & RB Size 100

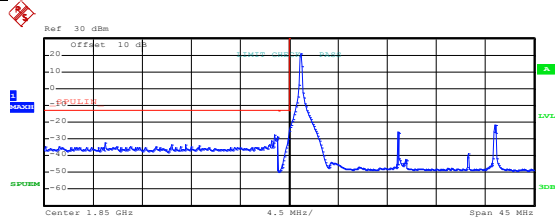


Lowest channel



Highest channel

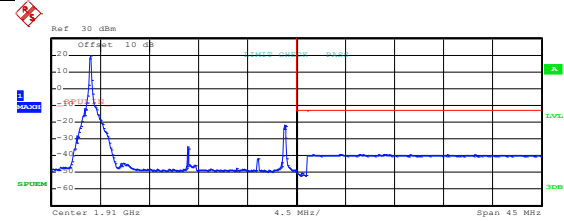
LTE Band 2, BW: 20MHz QPSK & RB Size 1



Start [Hz]	Stop [Hz]	RBW [Hz]	Freq [Hz]	PwrAbs [dBm]	ΔLimit [dB]
1.827 G	1.849 G	1.00 M	1.848391 G	-27.55	-14.35
1.849 G	1.850 G	30.00 K	1.849984 G	-29.87	-16.87
1.850 G	1.873 G	100.00 K	1.851103 G	20.75	-12.25

Date: 18.JAN.2018 14:09:53

Lowest channel

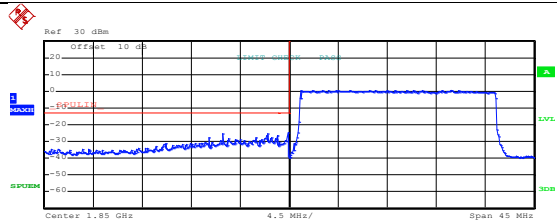


Start [Hz]	Stop [Hz]	RBW [Hz]	Freq [Hz]	PwrAbs [dBm]	ΔLimit [dB]
1.888 G	1.910 G	100.00 K	1.894078 G	19.75	-13.25
1.910 G	1.911 G	30.00 K	1.910565 G	-50.33	-37.33
1.911 G	1.933 G	1.00 M	1.916074 G	-39.12	-26.12

Date: 18.JAN.2018 14:15:56

Highest channel

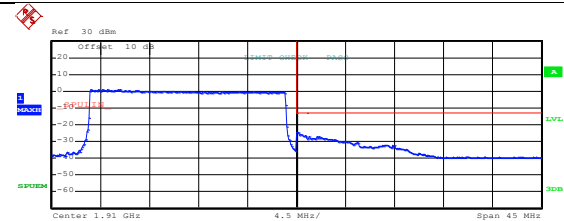
QPSK & RB Size 100



Start [Hz]	Stop [Hz]	RBW [Hz]	Freq [Hz]	PwrAbs [dBm]	ΔLimit [dB]
1.827 G	1.849 G	1.00 M	1.848033 G	-25.43	-12.43
1.849 G	1.850 G	300.00 K	1.849985 G	-24.63	-11.63
1.850 G	1.873 G	100.00 K	1.853623 G	0.65	-32.35

Date: 18.JAN.2018 14:10:36

Lowest channel



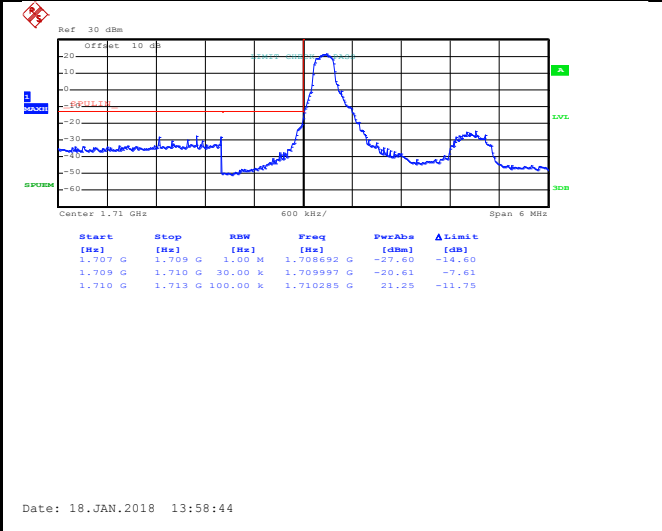
Start [Hz]	Stop [Hz]	RBW [Hz]	Freq [Hz]	PwrAbs [dBm]	ΔLimit [dB]
1.888 G	1.910 G	100.00 K	1.892180 G	0.95	-32.05
1.910 G	1.911 G	300.00 K	1.910159 G	-24.56	-11.56
1.911 G	1.933 G	1.00 M	1.912011 G	-26.98	-13.98

Date: 18.JAN.2018 14:16:34

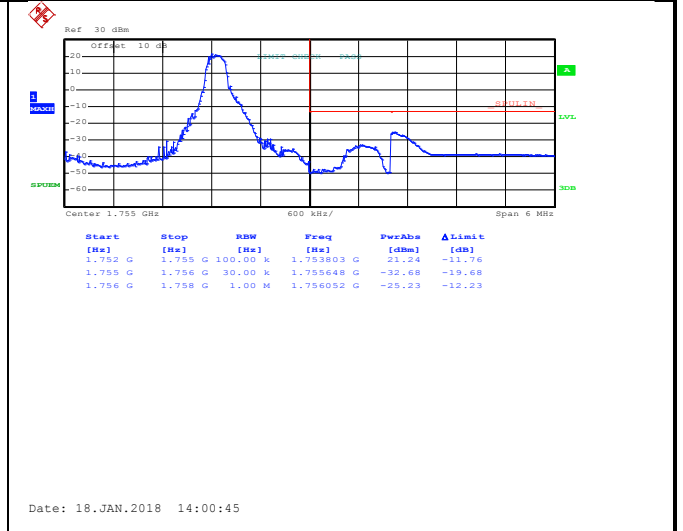
Highest channel

LTE Band 4 part:

LTE Band 4, BW: 1.4MHz
16QAM & RB Size 1

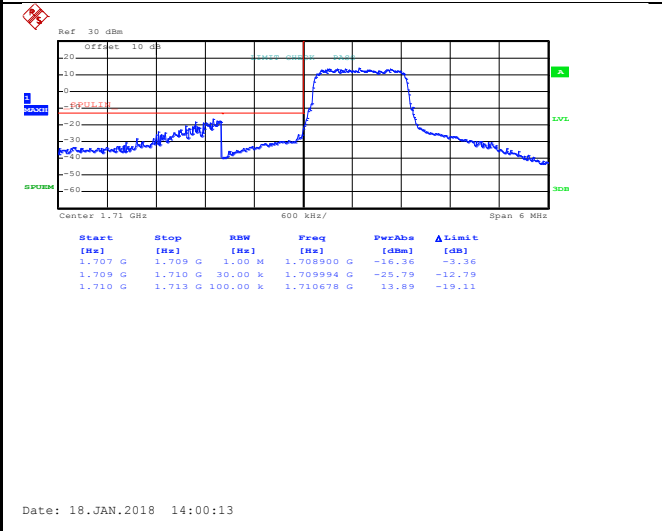


Lowest channel

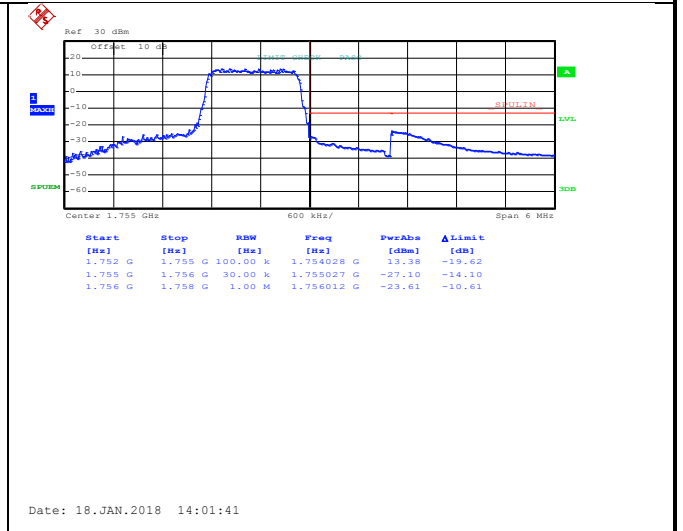


Highest channel

16QAM & RB Size 6

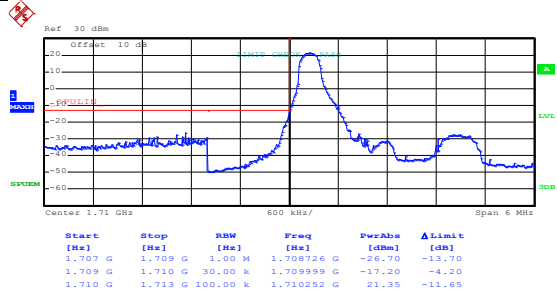


Lowest channel



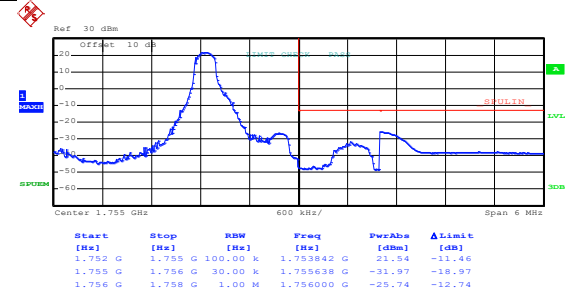
Highest channel

LTE Band 4, BW: 1.4MHz QPSK & RB Size 1



Date: 18.JAN.2018 13:58:35

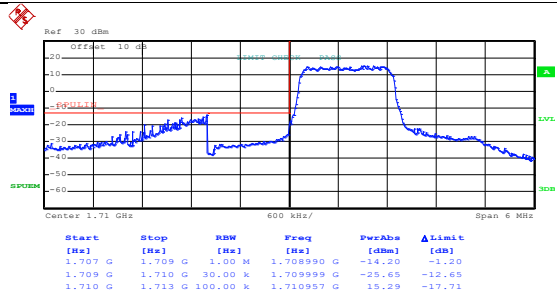
Lowest channel



Date: 18.JAN.2018 14:00:38

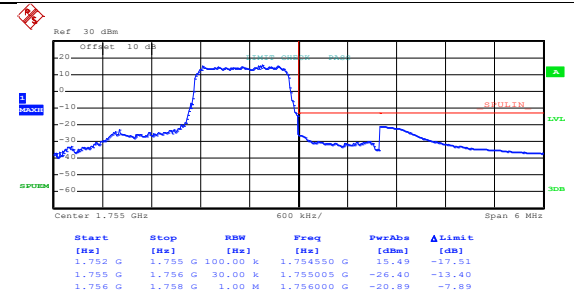
Highest channel

QPSK & RB Size 6



Date: 18.JAN.2018 14:00:07

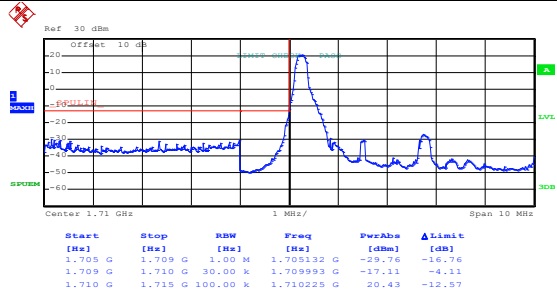
Lowest channel



Date: 18.JAN.2018 14:01:34

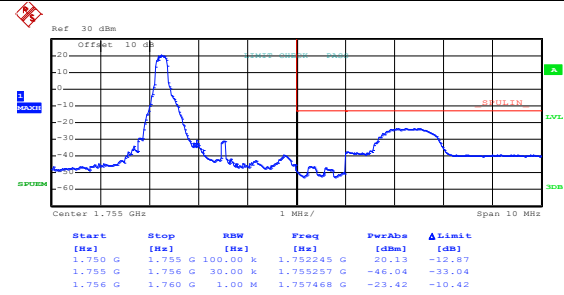
Highest channel

LTE Band 4, BW: 3MHz 16QAM & RB Size 1



Date: 18.JAN.2018 14:02:59

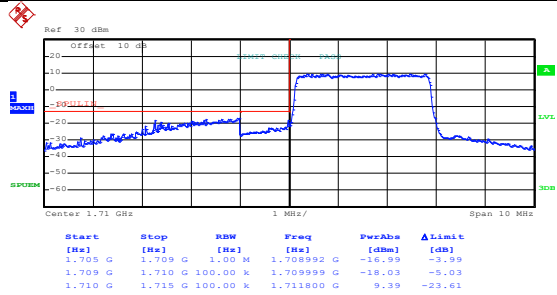
Lowest channel



Date: 18.JAN.2018 14:05:57

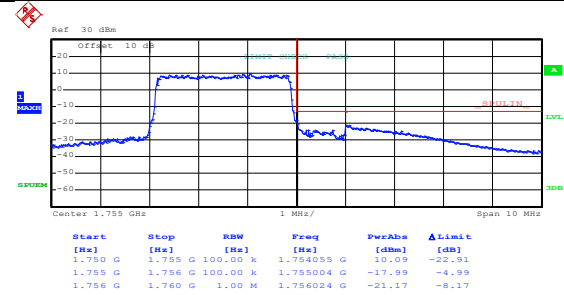
Highest channel

16QAM & RB Size 15



Date: 18.JAN.2018 14:05:18

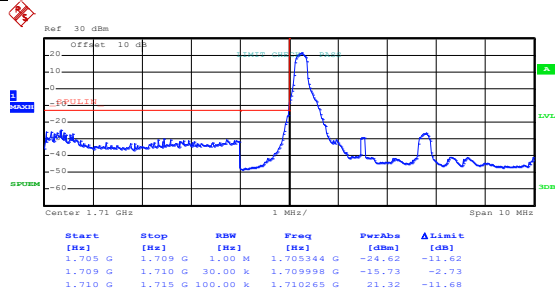
Lowest channel



Date: 18.JAN.2018 14:06:48

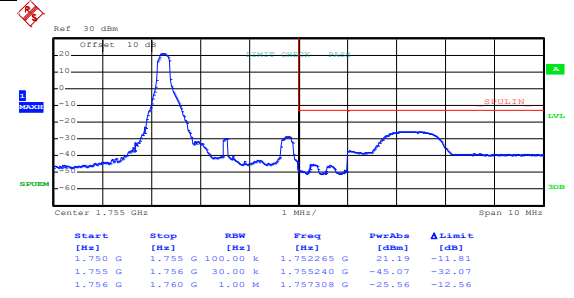
Highest channel

LTE Band 4, BW: 3MHz QPSK & RB Size 1



Date: 18.JAN.2018 14:02:51

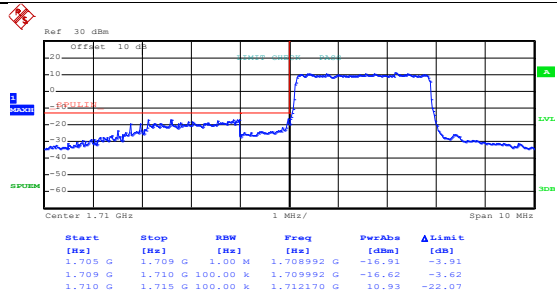
Lowest channel



Date: 18.JAN.2018 14:05:50

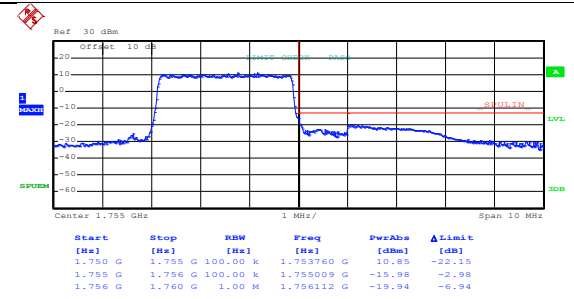
Highest channel

QPSK & RB Size 15



Date: 18.JAN.2018 14:05:07

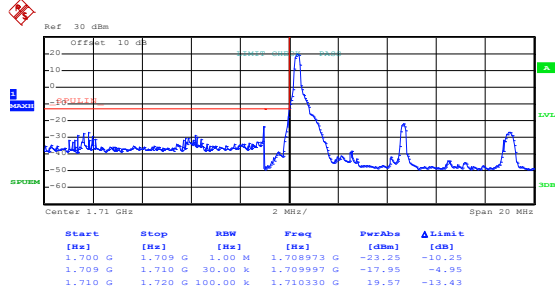
Lowest channel



Date: 18.JAN.2018 14:06:41

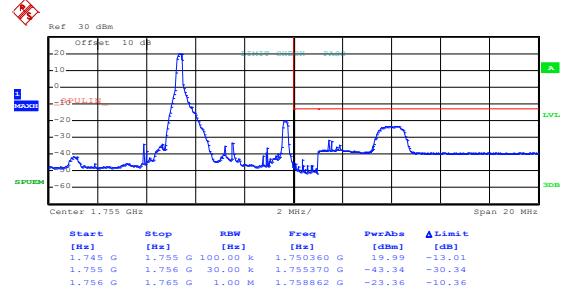
Highest channel

LTE Band 4, BW: 5MHz 16QAM & RB Size 1



Date: 18.JAN.2018 14:08:16

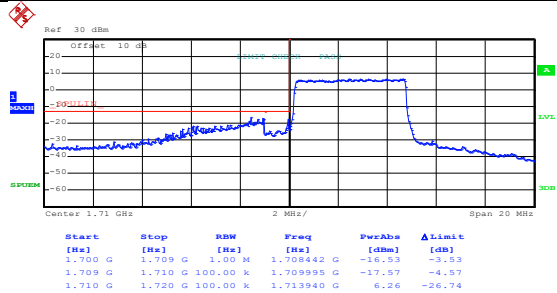
Lowest channel



Date: 18.JAN.2018 14:13:51

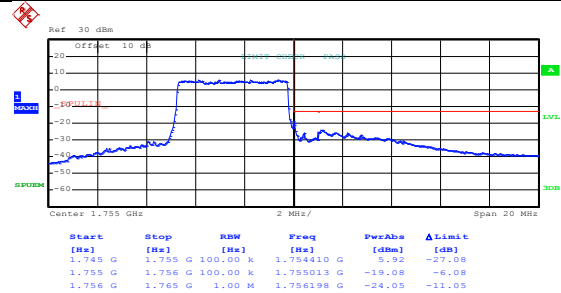
Highest channel

16QAM & RB Size 25



Date: 18.JAN.2018 14:12:38

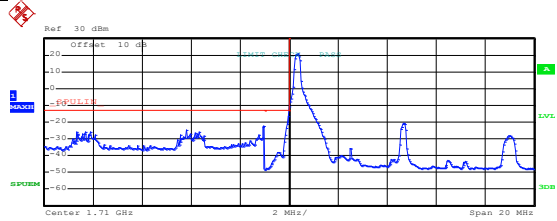
Lowest channel



Date: 18.JAN.2018 14:15:25

Highest channel

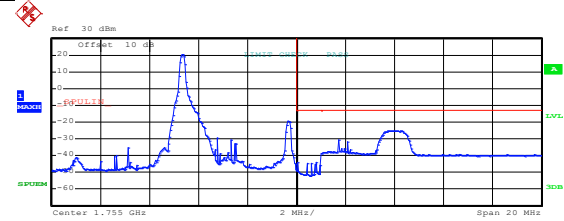
LTE Band 4, BW: 5MHz QPSK & RB Size 1



Start [Hz]	Stop [Hz]	RBW [Hz]	Freq [Hz]	PwrAbs [dBm]	ΔLimit [dB]
1.700 G	1.709 G	1.00 M	1.708982 G	-22.60	-9.60
1.709 G	1.710 G	30.00 K	1.709993 G	-16.77	-3.77
1.710 G	1.720 G	100.00 K	1.710350 G	20.74	-12.26

Date: 18.JAN.2018 14:08:08

Lowest channel

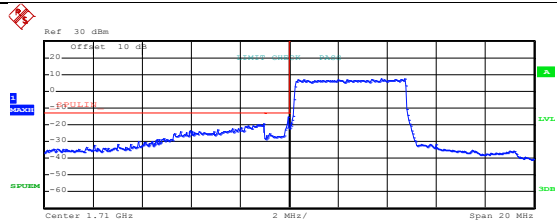


Start [Hz]	Stop [Hz]	RBW [Hz]	Freq [Hz]	PwrAbs [dBm]	ΔLimit [dB]
1.745 G	1.755 G	100.00 K	1.750320 G	20.93	-12.67
1.755 G	1.756 G	30.00 K	1.755024 G	-44.12	-31.12
1.756 G	1.765 G	1.00 M	1.759087 G	-24.99	-11.99

Date: 18.JAN.2018 14:13:32

Highest channel

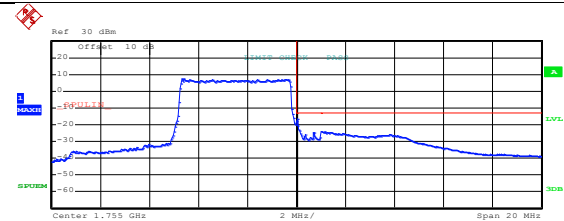
QPSK & RB Size 25



Start [Hz]	Stop [Hz]	RBW [Hz]	Freq [Hz]	PwrAbs [dBm]	ΔLimit [dB]
1.700 G	1.709 G	1.00 M	1.708946 G	-19.56	-6.56
1.709 G	1.710 G	100.00 K	1.709981 G	-15.40	-2.40
1.710 G	1.720 G	100.00 K	1.711770 G	7.38	-25.62

Date: 18.JAN.2018 14:08:56

Lowest channel

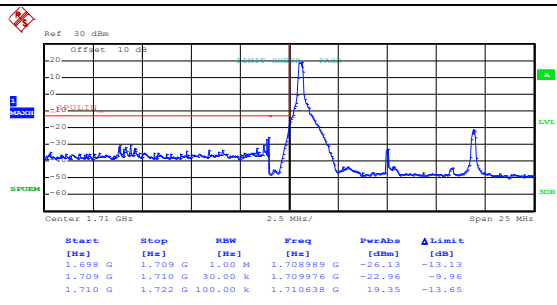


Start [Hz]	Stop [Hz]	RBW [Hz]	Freq [Hz]	PwrAbs [dBm]	ΔLimit [dB]
1.745 G	1.755 G	100.00 K	1.750330 G	7.33	-25.67
1.755 G	1.756 G	100.00 K	1.755032 G	-16.63	-3.63
1.756 G	1.765 G	1.00 M	1.756162 G	-23.97	-10.97

Date: 18.JAN.2018 14:15:19

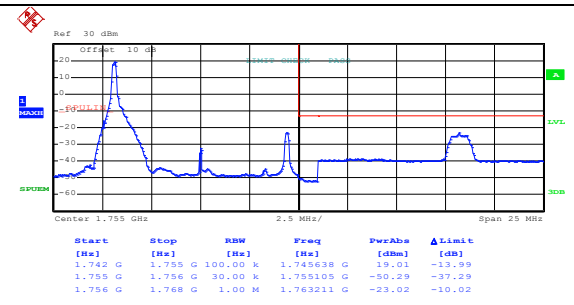
Highest channel

LTE Band 4, BW: 10MHz 16QAM & RB Size 1



Date: 18.JAN.2018 14:16:49

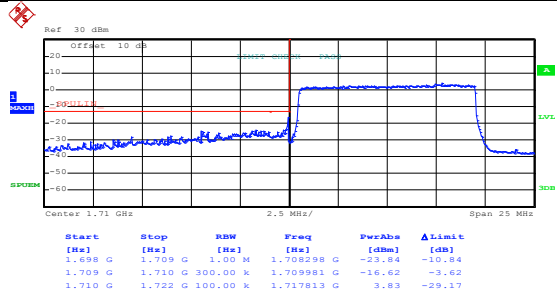
Lowest channel



Date: 18.JAN.2018 14:18:44

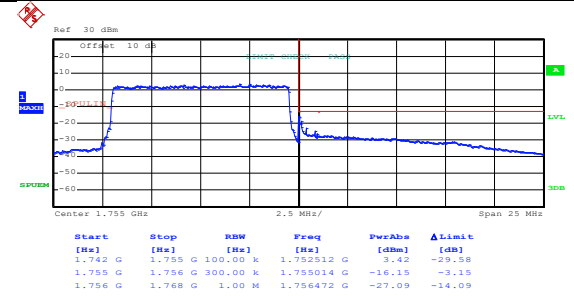
Highest channel

16QAM & RB Size 50



Date: 18.JAN.2018 14:18:07

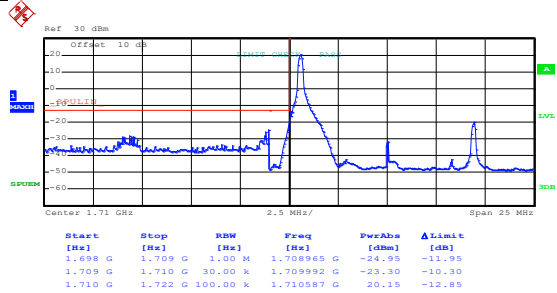
Lowest channel



Date: 18.JAN.2018 14:19:28

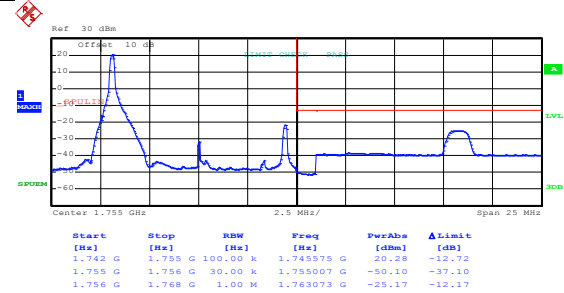
Highest channel

LTE Band 4, BW: 10MHz QPSK & RB Size 1



Date: 18.JAN.2018 14:16:42

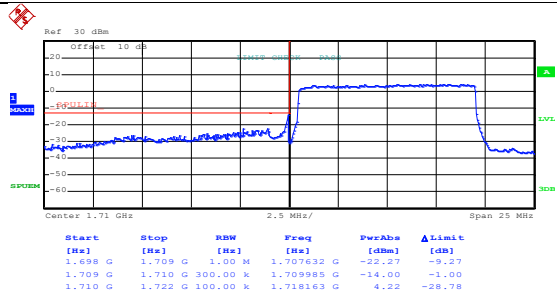
Lowest channel



Date: 18.JAN.2018 14:18:37

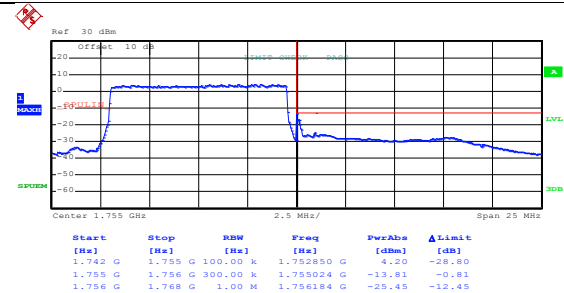
Highest channel

QPSK & RB Size 50



Date: 18.JAN.2018 14:17:59

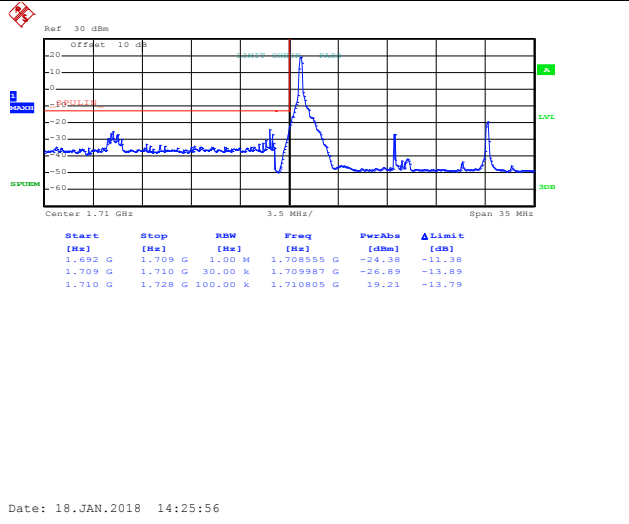
Lowest channel



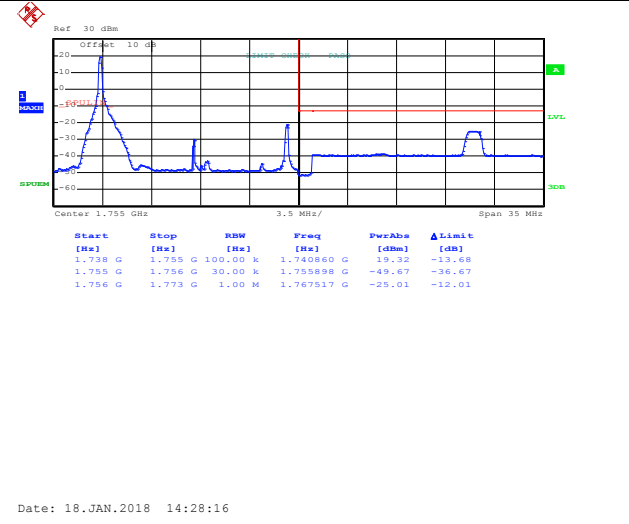
Date: 18.JAN.2018 14:19:20

Highest channel

LTE Band 4, BW: 15MHz 16QAM & RB Size 1

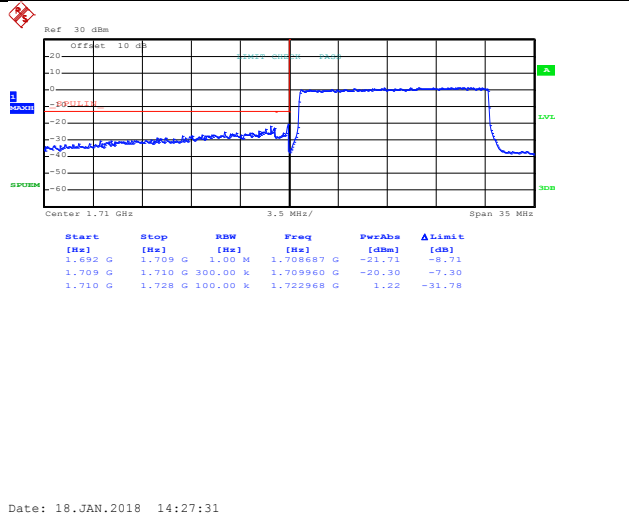


Lowest channel

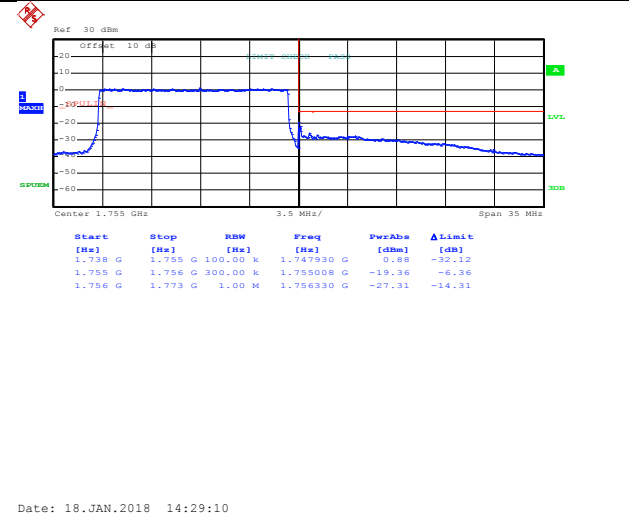


Highest channel

16QAM & RB Size 75

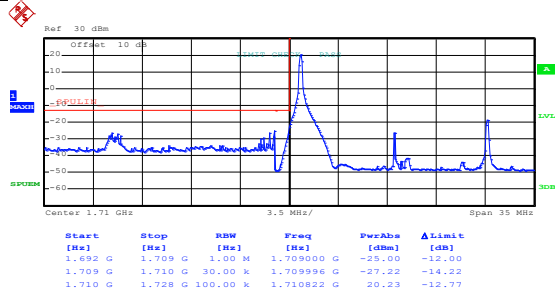


Lowest channel



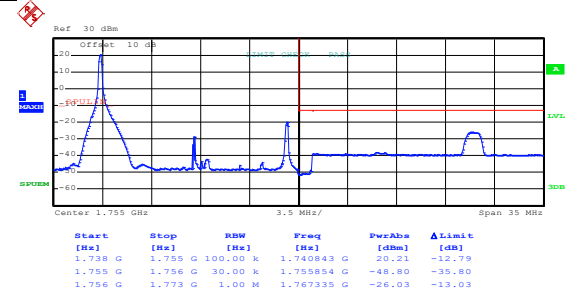
Highest channel

LTE Band 4, BW: 15MHz QPSK & RB Size 1



Date: 18.JAN.2018 14:25:46

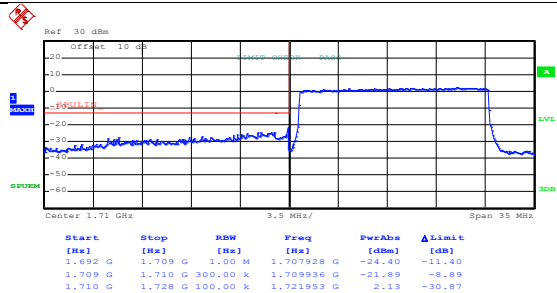
Lowest channel



Date: 18.JAN.2018 14:28:05

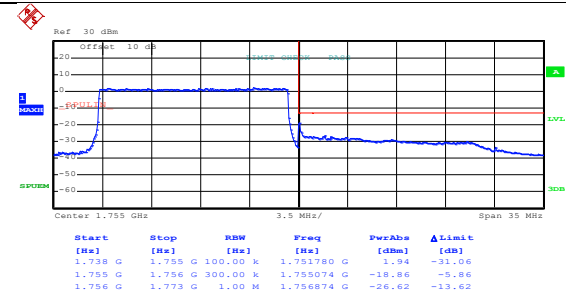
Highest channel

QPSK & RB Size 75



Date: 18.JAN.2018 14:27:00

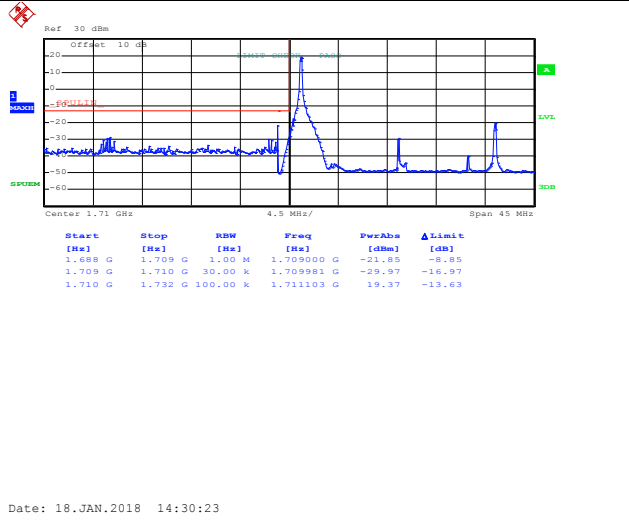
Lowest channel



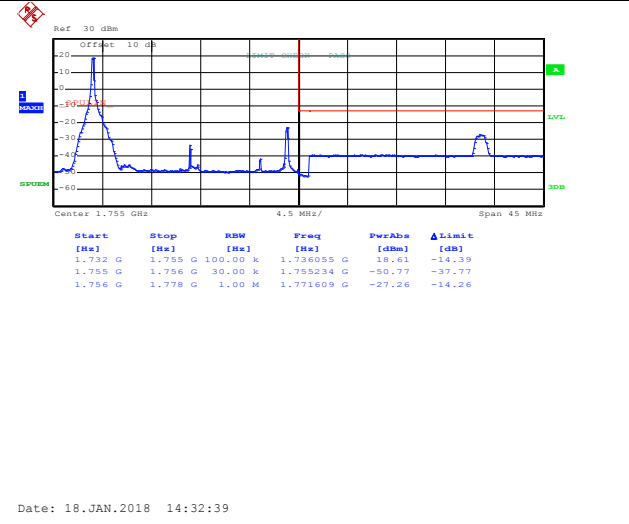
Date: 18.JAN.2018 14:29:02

Highest channel

LTE Band 4, BW: 20MHz 16QAM & RB Size 1

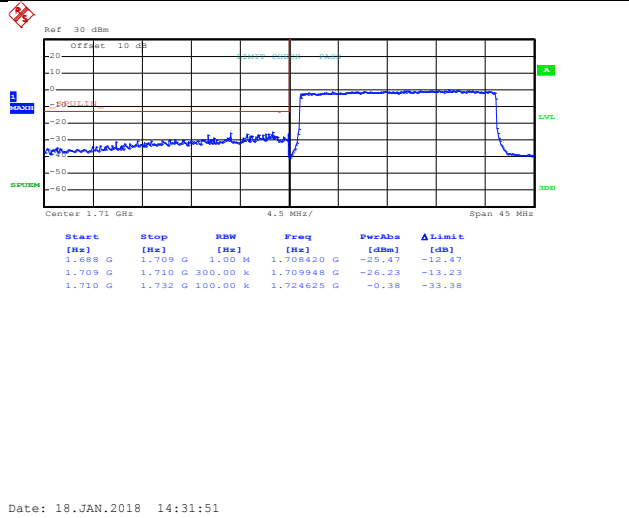


Lowest channel

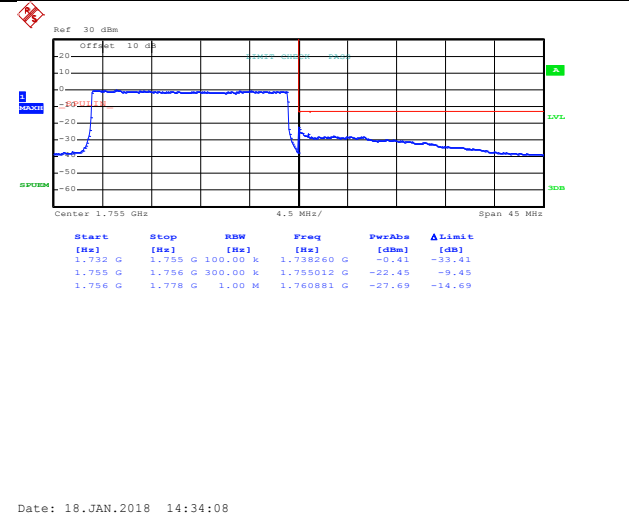


Highest channel

16QAM & RB Size 100

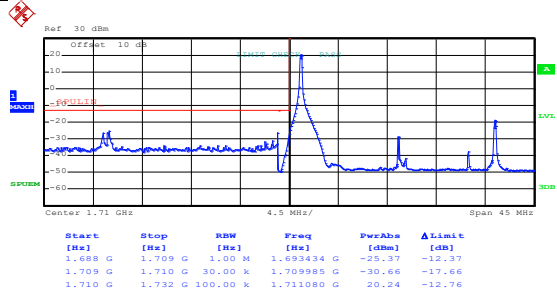


Lowest channel



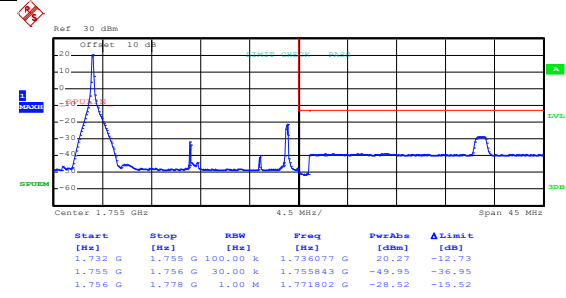
Highest channel

LTE Band 4, BW: 20MHz QPSK & RB Size 1



Date: 18.JAN.2018 14:30:15

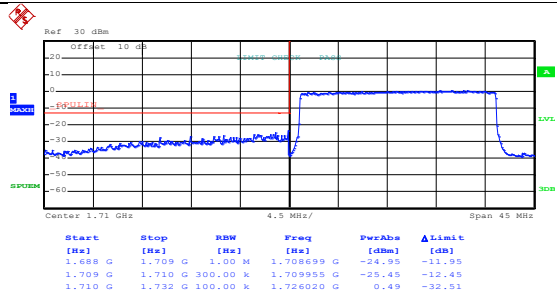
Lowest channel



Date: 18.JAN.2018 14:32:31

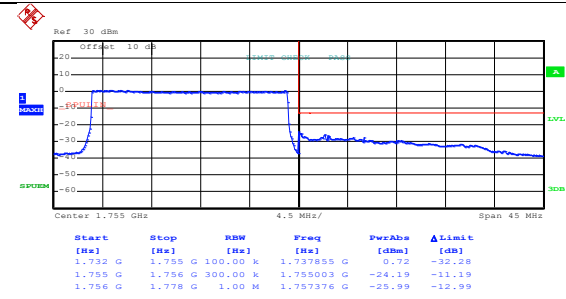
Highest channel

QPSK & RB Size 100



Date: 18.JAN.2018 14:31:43

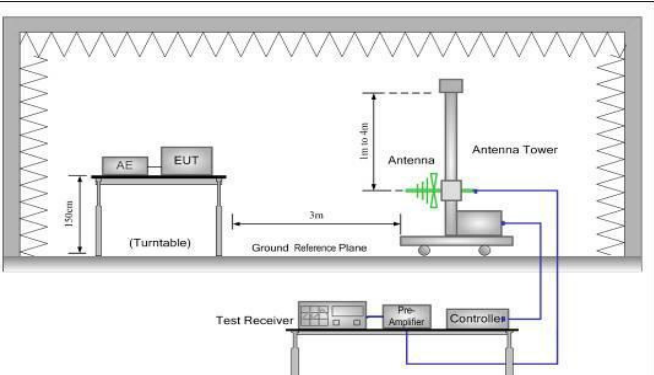
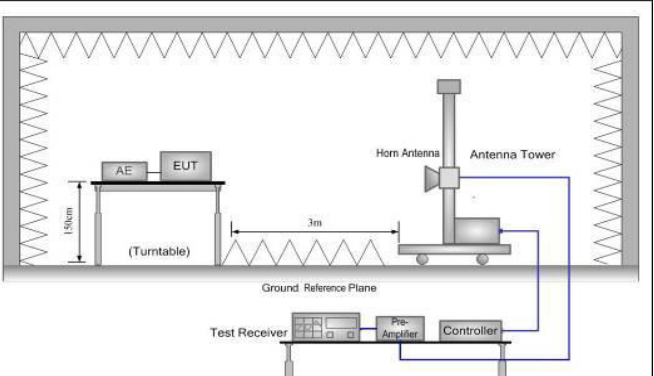
Lowest channel



Date: 18.JAN.2018 14:33:32

Highest channel

6.5 ERP, EIRP Measurement

Test Requirement:	Part 24.232(c), Part 27.50 (h)
Test Method:	ANSI/TIA-603-D 2010
Limit:	LTE Band 2: 2W EIRP, LTE Band 4: 1W EIRP
Test setup:	<p>Below 1GHz</p>  <p>Above 1GHz</p> 
Test Procedure:	<ol style="list-style-type: none"> The EUT was placed on an non-conductive turntable using a non-conductive support. The radiated emission at the fundamental frequency was measured at 3 m with a test antenna and EMI spectrum analyzer. During the measurement, the EUT was communication with the station. The highest emission was recorded with the rotation of the turntable and the lowering of the test antenna from 4m to 1m. The reading was recorded and the field strength (E in dBuV/m) was calculated. ERP in frequency band below 1GHz were measured using a substitution method. The EUT was replaced by dipole antenna connected, the S.G. output was recorded and ERP was calculated as follows: $ERP = S.G. \text{ output (dBm)} + \text{Antenna Gain (dBd)} - \text{Cable Loss (dB)}$ EIRP in frequency band above 1GHz were measured using a substitution method. The EUT was replaced by or horn antenna connected, the S.G. output was recorded and EIRP was calculated as follows: $EIRP = S.G. \text{ output (dBm)} + \text{Antenna Gain (dBi)} - \text{Cable Loss (dB)}$ The worse case was relating to the conducted output power.
Test Instruments:	Refer to section 5.9 for details
Test mode:	Refer to section 5.3 for details
Test results:	Passed

Measurement Data:

LTE Band 2							
BW: 1.4MHz							
Frequency (MHz)	UL Channel	Modulation	EUT Pol.	Antenna Pol.	EIRP(dBm)	Limit (dBm)	Result
Lowest Channel							
1850.70	18607	QPSK	H	V	16.70	33.00	Pass
				H	16.75		
1850.70	18607	16QAM	H	V	16.56		
				H	17.05		
Middle Channel							
1880.00	18900	QPSK	H	V	16.68	33.00	Pass
				H	16.93		
1880.00	18900	16QAM	H	V	16.41		
				H	17.03		
Highest Channel							
1909.3	19193	QPSK	H	V	15.99	33.00	Pass
				H	17.24		
1909.3	19193	16QAM	H	V	16.25		
				H	17.49		
BW: 3MHz							
Frequency (MHz)	UL Channel	Modulation	EUT Pol.	Antenna Pol.	EIRP(dBm)	Limit (dBm)	Result
Lowest Channel							
1851.50	18615	QPSK	H	V	17.23	33.00	Pass
				H	16.59		
1851.50	18615	16QAM	H	V	17.16		
				H	15.29		
Middle Channel							
1880.00	18900	QPSK	H	V	17.56	33.00	Pass
				H	16.35		
1880.00	18900	16QAM	H	V	17.25		
				H	15.99		
Highest Channel							
1908.50	19185	QPSK	H	V	16.65	33.00	Pass
				H	17.52		
1908.50	19185	16QAM	H	V	16.53		
				H	16.98		

LTE Band 2							
BW: 5MHz							
Frequency (MHz)	UL Channel	Modulation	EUT Pol.	Antenna Pol.	EIRP(dBm)	Limit (dBm)	Result
Lowest Channel							
1852.50	18625	QPSK	H	V	16.95	33.00	Pass
				H	17.53		
1852.50	18625	16QAM	H	V	18.26		
				H	17.26		
Middle Channel							
1880.00	18900	QPSK	H	V	17.25	33.00	Pass
				H	17.86		
1880.00	18900	16QAM	H	V	18.62		
				H	17.02		
Highest Channel							
1907.50	19175	QPSK	H	V	17.62	33.00	Pass
				H	16.59		
1907.50	19175	16QAM	H	V	18.04		
				H	15.22		
BW: 10MHz							
Frequency (MHz)	UL Channel	Modulation	EUT Pol.	Antenna Pol.	EIRP(dBm)	Limit (dBm)	Result
Lowest Channel							
1855.00	18650	QPSK	H	V	16.49	33.00	Pass
				H	17.22		
1855.00	18650	16QAM	H	V	17.25		
				H	18.22		
Middle Channel							
1880.00	18900	QPSK	H	V	16.59	33.00	Pass
				H	17.01		
1880.00	18900	16QAM	H	V	16.95		
				H	18.20		
Highest Channel							
1905.00	19150	QPSK	H	V	16.95	33.00	Pass
				H	17.24		
1905.00	19150	16QAM	H	V	16.14		
				H	17.53		

LTE Band 2							
BW: 15MHz							
Frequency (MHz)	UL Channel	Modulation	EUT Pol.	Antenna Pol.	EIRP(dBm)	Limit (dBm)	Result
Lowest Channel							
1857.50	18675	QPSK	H	V	16.53	33.00	Pass
				H	17.44		
1857.50	18675	16QAM	H	V	17.59		
				H	16.39		
Middle Channel							
1880.00	18900	QPSK	H	V	16.77	33.00	Pass
				H	15.98		
1880.00	18900	16QAM	H	V	17.24		
				H	16.48		
Highest Channel							
1902.5	19125	QPSK	H	V	16.59	33.00	Pass
				H	17.44		
1902.5	19125	16QAM	H	V	17.50		
				H	16.95		
BW: 20MHz							
Frequency (MHz)	UL Channel	Modulation	EUT Pol.	Antenna Pol.	EIRP(dBm)	Limit (dBm)	Result
Lowest Channel							
1860.00	18700	QPSK	H	V	20.07	33.00	Pass
				H	15.36		
1860.00	18700	16QAM	H	V	19.86		
				H	16.33		
Middle Channel							
1880.00	18900	QPSK	H	V	17.78	33.00	Pass
				H	15.80		
1880.00	18900	16QAM	H	V	18.26		
				H	16.33		
Highest Channel							
1900.00	19100	QPSK	H	V	16.52	33.00	Pass
				H	18.33		
1900.00	19100	16QAM	H	V	17.26		
				H	18.22		

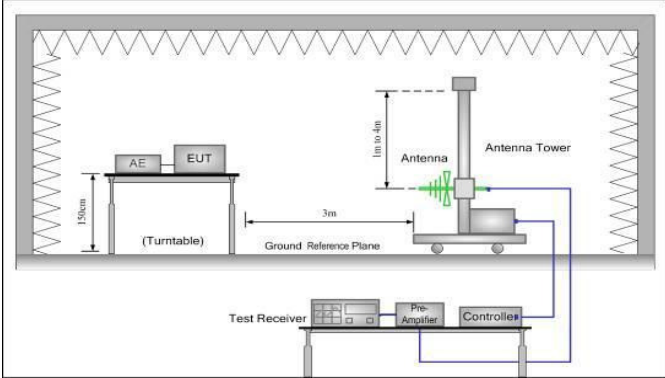
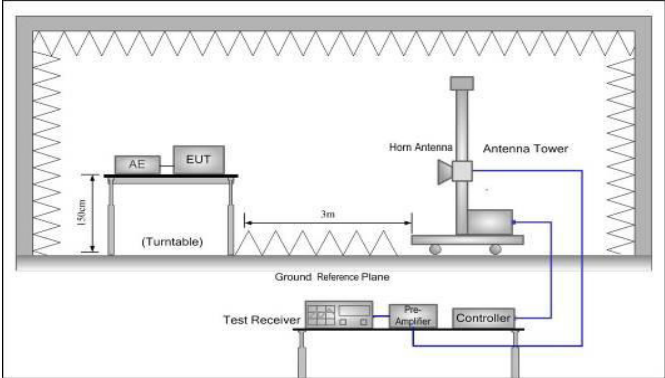
LTE Band 4 part:

LTE Band 4							
BW: 1.4MHz							
Frequency (MHz)	UL Channel	Modulation	EUT Pol.	Antenna Pol.	EIRP(dBm)	Limit (dBm)	Result
Lowest Channel							
1710.70	19957	QPSK	H	V	16.85	30.00	Pass
				H	16.88		
1710.70	19957	16QAM	H	V	16.95		
				H	17.02		
Middle Channel							
1732.50	20175	QPSK	H	V	16.07	30.00	Pass
				H	15.77		
1732.50	20175	16QAM	H	V	16.53		
				H	15.74		
Highest Channel							
1754.30	20393	QPSK	H	V	13.22	30.00	Pass
				H	15.62		
1754.30	20393	16QAM	H	V	14.59		
				H	16.44		
BW: 3MHz							
Frequency (MHz)	UL Channel	Modulation	EUT Pol.	Antenna Pol.	EIRP(dBm)	Limit (dBm)	Result
Lowest Channel							
1711.50	19965	QPSK	H	V	16.58	30.00	Pass
				H	17.10		
1711.50	19965	16QAM	H	V	16.52		
				H	15.80		
Middle Channel							
1732.50	20175	QPSK	H	V	16.54	30.00	Pass
				H	17.19		
1732.50	20175	16QAM	H	V	16.54		
				H	17.44		
Highest Channel							
1753.50	20385	QPSK	H	V	16.69	30.00	Pass
				H	17.58		
1753.50	20385	16QAM	H	V	16.52		
				H	17.41		

LTE Band 4							
BW: 5MHz							
Frequency (MHz)	UL Channel	Modulation	EUT Pol.	Antenna Pol.	EIRP(dBm)	Limit (dBm)	Result
Lowest Channel							
1712.50	19975	QPSK	H	V	16.32	30.00	Pass
				H	17.54		
1712.50	19975	16QAM	H	V	16.95		
				H	17.22		
Middle Channel							
1732.50	20175	QPSK	H	V	16.23	30.00	Pass
				H	17.44		
1732.50	20175	16QAM	H	V	17.95		
				H	16.52		
Highest Channel							
1752.50	20375	QPSK	H	V	17.49	30.00	Pass
				H	16.50		
1752.50	20375	16QAM	H	V	16.22		
				H	15.92		
BW: 10MHz							
Frequency (MHz)	UL Channel	Modulation	EUT Pol.	Antenna Pol.	EIRP(dBm)	Limit (dBm)	Result
Lowest Channel							
1715.00	20000	QPSK	H	V	16.56	30.00	Pass
				H	17.22		
1715.00	20000	16QAM	H	V	16.94		
				H	17.53		
Middle Channel							
1732.50	20175	QPSK	H	V	16.95	30.00	Pass
				H	17.64		
1732.50	20175	16QAM	H	V	16.45		
				H	17.23		
Highest Channel							
1750.00	20350	QPSK	H	V	16.95	30.00	Pass
				H	17.48		
1750.00	20350	16QAM	H	V	16.95		
				H	17.44		

LTE Band 4							
BW: 15MHz							
Frequency (MHz)	UL Channel	Modulation	EUT Pol.	Antenna Pol.	EIRP(dBm)	Limit (dBm)	Result
Lowest Channel							
1717.50	20025	QPSK	H	V	17.52	30.00	Pass
				H	17.46		
1717.50	20025	16QAM	H	V	16.35		
				H	16.74		
Middle Channel							
1732.50	20175	QPSK	H	V	17.56	30.00	Pass
				H	17.44		
1732.50	20175	16QAM	H	V	16.32		
				H	16.29		
Highest Channel							
1747.50	20325	QPSK	H	V	17.56	30.00	Pass
				H	17.29		
1747.50	20325	16QAM	H	V	16.56		
				H	16.34		
BW: 20MHz							
Frequency (MHz)	UL Channel	Modulation	EUT Pol.	Antenna Pol.	EIRP(dBm)	Limit (dBm)	Result
Lowest Channel							
1720.00	20050	QPSK	H	V	16.53	30.00	Pass
				H	17.24		
1720.00	20050	16QAM	H	V	17.33		
				H	17.49		
Middle Channel							
1732.50	20175	QPSK	H	V	17.56	30.00	Pass
				H	18.00		
1732.50	20175	16QAM	H	V	16.27		
				H	17.22		
Highest Channel							
1745.00	20300	QPSK	H	V	17.69	30.00	Pass
				H	16.95		
1745.00	20300	16QAM	H	V	17.98		
				H	16.44		

6.6 Field strength of spurious radiation measurement

Test Requirement:	Part 24.238 (a), Part 27.53(h)
Test Method:	ANSI/TIA-603-D 2010
Limit:	LTE Band 2 & 4: The power of any emission outside a licensee's frequency block shall be attenuated below the transmitter power (P) in watts by at least $43 + 10 \log_{10}(P)$ dB (-13 dBm).
Test setup:	<p>Below 1GHz</p>  <p>Above 1GHz</p> 
Test Procedure:	<ol style="list-style-type: none"> The EUT was placed on a non-conductive turntable using a non-conductive support. The radiated emission at the fundamental frequency was measured at 3 m with a test antenna and EMI spectrum analyzer. During the tests, the antenna height and the EUT azimuth were varied in order to identify the maximum level of emissions from the EUT. This maximization process was repeated with the EUT positioned in each of its three orthogonal orientations. The frequency range up to tenth harmonic was investigated for each of three fundamental frequency (low, middle and high channels). Once spurious emission was identified, the power of the emission was determined using the substitution method. The spurious emissions attenuation was calculated as the difference between radiated power at the fundamental frequency and the spurious emissions frequency. $ERP / EIRP = S.G. \text{ output (dBm)} + \text{Antenna Gain(dB/dBi)} - \text{Cable Loss (dB)}$
Test Instruments:	Refer to section 5.9 for details
Test mode:	Refer to section 5.3 for details.
Test results:	Passed

Measurement Data:

LTE Band 2 part:

LTE Band 2, WB: 1.4MHz				
RB size 1 & RB offset 0				
Frequency (MHz)	Spurious Emission		Limit (dBm)	Result
	Polarization	Level (dBm)		
Lowest Channel				
3701.40	Vertical	-44.69	-13.00	Pass
5552.10	V	-37.50		
7402.00	V	-34.83		
3701.40	Horizontal	-45.28		
5552.10	H	-41.02		
7402.00	H	-37.51		
Middle Channel				
3760.00	Vertical	-42.80	-13.00	Pass
5640.00	V	-39.08		
7520.00	V	-31.35		
3760.00	Horizontal	-45.64		
5640.00	H	-40.09		
7520.00	H	-36.16		
Highest Channel				
3816.60	Vertical	-43.30	-13.00	Pass
5724.90	V	-36.22		
7633.20	V	-33.20		
3816.60	Horizontal	-46.75		
5724.90	H	-39.98		
7633.20	H	-35.68		
<p><i>Note:</i></p> <ol style="list-style-type: none"> <i>The emission levels of below 1 GHz are 20 dB lower than the limit so not show in this report.</i> <i>For above 1 GHz, all test modes were performed, and just the worst case shown in the report.</i> 				

LTE Band 2, WB: 3MHz				
RB size 1 & RB offset 0				
Frequency (MHz)	Spurious Emission		Limit (dBm)	Result
	Polarization	Level (dBm)		
Lowest Channel				
3703.00	Vertical	-46.23	-13.00	Pass
5554.50	V	-35.32		
7406.00	V	-34.61		
3703.00	Horizontal	-41.24		
5554.50	H	-39.26		
7406.00	H	-35.11		
Middle Channel				
3760.00	Vertical	-42.26	-13.00	Pass
5640.00	V	-37.69		
7520.00	V	-36.56		
3760.00	Horizontal	-45.11		
5640.00	H	-40.29		
7520.00	H	-35.66		
Highest Channel				
3817.00	Vertical	-45.22	-13.00	Pass
5725.50	V	-41.98		
7634.00	V	-32.26		
3817.00	Horizontal	-46.22		
5725.50	H	-42.23		
7634.00	H	-39.61		
<p><i>Note:</i></p> <ol style="list-style-type: none"> <i>The emission levels of below 1 GHz are 20 dB lower than the limit so not show in this report.</i> <i>For above 1 GHz, all test modes were performed, and just the worst case shown in the report.</i> 				

LTE Band 2, WB: 5MHz				
RB size 1 & RB offset 0				
Frequency (MHz)	Spurious Emission		Limit (dBm)	Result
	Polarization	Level (dBm)		
Lowest Channel				
3705.00	Vertical	-45.23	-13.00	Pass
5557.50	V	-36.21		
7410.00	V	-34.36		
3705.00	Horizontal	-46.25		
5557.50	H	-42.21		
7410.00	H	-36.57		
Middle Channel				
3760.00	Vertical	-41.24	-13.00	Pass
5640.00	V	-40.26		
7520.00	V	-32.26		
3760.00	Horizontal	-46.21		
5640.00	H	-41.44		
7520.00	H	-36.59		
Highest Channel				
3815.00	Vertical	-42.25	-13.00	Pass
5722.50	V	-36.61		
7630.00	V	-33.26		
3815.00	Horizontal	-46.52		
5722.50	H	-39.56		
7630.00	H	-34.15		
<p><i>Note:</i></p> <ol style="list-style-type: none"> <i>The emission levels of below 1 GHz are 20 dB lower than the limit so not show in this report.</i> <i>For above 1 GHz, all test modes were performed, and just the worst case shown in the report.</i> 				

LTE Band 2, WB: 10MHz				
RB size 1 & RB offset 0				
Frequency (MHz)	Spurious Emission		Limit (dBm)	Result
	Polarization	Level (dBm)		
Lowest Channel				
3710.00	Vertical	-45.26	-13.00	Pass
5565.00	V	-36.24		
7420.00	V	-35.21		
3710.00	Horizontal	-42.52		
5565.00	H	-40.19		
7420.00	H	-36.20		
Middle Channel				
3760.00	Vertical	-43.25	-13.00	Pass
5640.00	V	-37.64		
7520.00	V	-36.25		
3760.00	Horizontal	-45.19		
5640.00	H	-40.24		
7520.00	H	-35.97		
Highest Channel				
3810.00	Vertical	-45.21	-13.00	Pass
5715.00	V	-41.62		
7620.00	V	-32.56		
3810.00	Horizontal	-46.25		
5715.00	H	-41.79		
7620.00	H	-36.25		
<p><i>Note:</i></p> <ol style="list-style-type: none"> <i>The emission levels of below 1 GHz are 20 dB lower than the limit so not show in this report.</i> <i>For above 1 GHz, all test modes were performed, and just the worst case shown in the report.</i> 				

LTE Band 2, WB: 15MHz				
RB size 1 & RB offset 0				
Frequency (MHz)	Spurious Emission		Limit (dBm)	Result
	Polarization	Level (dBm)		
Lowest Channel				
3715.00	Vertical	-46.23	-13.00	Pass
5572.50	V	-36.59		
7430.00	V	-34.56		
3715.00	Horizontal	-46.52		
5572.50	H	-42.15		
7430.00	H	-36.59		
Middle Channel				
3760.00	Vertical	-42.25	-13.00	Pass
5640.00	V	-40.69		
7520.00	V	-32.26		
3760.00	Horizontal	-46.51		
5640.00	H	-42.19		
7520.00	H	-36.98		
Highest Channel				
3805.00	Vertical	-42.16	-13.00	Pass
5707.50	V	-36.97		
7610.00	V	-33.40		
3805.00	Horizontal	-45.21		
5707.50	H	-40.26		
7610.00	H	-34.19		
<p><i>Note:</i></p> <ol style="list-style-type: none"> <i>The emission levels of below 1 GHz are 20 dB lower than the limit so not show in this report.</i> <i>For above 1 GHz, all test modes were performed, and just the worst case shown in the report.</i> 				

LTE Band 2, WB: 20MHz				
RB size 1 & RB offset 0				
Frequency (MHz)	Spurious Emission		Limit (dBm)	Result
	Polarization	Level (dBm)		
Lowest Channel				
3720.00	Vertical	-44.87	-13.00	Pass
5580.00	V	-35.42		
7440.00	V	-36.55		
3720.00	Horizontal	-43.97		
5580.00	H	-39.46		
7440.00	H	-37.13		
Middle Channel				
3760.00	Vertical	-43.75	-13.00	Pass
5640.00	V	-38.69		
7520.00	V	-35.70		
3760.00	Horizontal	-44.35		
5640.00	H	-39.99		
7520.00	H	-36.39		
Highest Channel				
3800.00	Vertical	-46.07	-13.00	Pass
5700.00	V	-40.32		
7600.00	V	-33.31		
3800.00	Horizontal	-47.86		
5700.00	H	-40.96		
7600.00	H	-36.00		
<p><i>Note:</i></p> <ol style="list-style-type: none"> <i>The emission levels of below 1 GHz are 20 dB lower than the limit so not show in this report.</i> <i>For above 1 GHz, all test modes were performed, and just the worst case shown in the report.</i> 				

LTE Band 4 part:

LTE Band 4, WB: 1.4MHz				
RB size 1 & RB offset 0				
Frequency (MHz)	Spurious Emission		Limit (dBm)	Result
	Polarization	Level (dBm)		
Lowest Channel				
3421.40	Vertical	-46.28	-13.00	Pass
5132.10	V	-41.60		
6842.80	V	-35.01		
3421.40	Horizontal	-47.01		
5132.10	H	-41.49		
6842.80	H	-35.10		
Middle Channel				
3465.00	Vertical	-45.37	-13.00	Pass
5197.50	V	-42.75		
6930.00	V	-36.87		
3465.00	Horizontal	-43.98		
5197.50	H	-42.94		
6930.00	H	-38.64		
Highest Channel				
3508.60	Vertical	-45.49	-13.00	Pass
5262.90	V	-39.69		
7017.20	V	-33.82		
3508.60	Horizontal	-47.40		
5262.90	H	-42.42		
7017.20	H	-36.52		
<p><i>Note:</i></p> <ol style="list-style-type: none"> <i>The emission levels of below 1 GHz are 20 dB lower than the limit so not show in this report.</i> <i>For above 1 GHz, all test modes were performed, and just the worst case shown in the report.</i> 				

LTE Band 4, WB: 3MHz				
RB size 1 & RB offset 0				
Frequency (MHz)	Spurious Emission		Limit (dBm)	Result
	Polarization	Level (dBm)		
Lowest Channel				
3423.00	Vertical	-45.26	-13.00	Pass
5134.50	V	-41.79		
6846.00	V	-33.32		
3423.00	Horizontal	-45.95		
5134.50	H	-42.61		
6846.00	H	-35.90		
Middle Channel				
3465.00	Vertical	-47.64	-13.00	Pass
5197.50	V	-45.21		
6930.00	V	-34.69		
3465.00	Horizontal	-45.21		
5197.50	H	-39.62		
6930.00	H	-36.23		
Highest Channel				
3507.00	Vertical	-42.23	-13.00	Pass
5260.50	V	-46.00		
7014.00	V	-37.64		
3507.00	Horizontal	-46.31		
5260.50	H	-41.22		
7014.00	H	-36.79		
<i>Note:</i>				
1. The emission levels of below 1 GHz are 20 dB lower than the limit so not show in this report.				
2. For above 1 GHz, all test modes were performed, and just the worst case shown in the report.				

LTE Band 4, WB: 5MHz				
RB size 1 & RB offset 0				
Frequency (MHz)	Spurious Emission		Limit (dBm)	Result
	Polarization	Level (dBm)		
Lowest Channel				
3425.00	Vertical	-45.26	-13.00	Pass
5137.50	V	-42.22		
6850.00	V	-36.59		
3425.00	Horizontal	-46.25		
5137.50	H	-42.51		
6850.00	H	-36.57		
Middle Channel				
3465.00	Vertical	-46.25	-13.00	Pass
5197.50	V	-41.34		
6930.00	V	-35.26		
3465.00	Horizontal	-42.21		
5197.50	H	-41.34		
6930.00	H	-37.69		
Highest Channel				
3505.00	Vertical	-45.23	-13.00	Pass
5257.50	V	-39.14		
7010.00	V	-32.25		
3505.00	Horizontal	-46.31		
5257.50	H	-41.78		
7010.00	H	-36.22		
<p><i>Note:</i></p> <ol style="list-style-type: none"> <i>The emission levels of below 1 GHz are 20 dB lower than the limit so not show in this report.</i> <i>For above 1 GHz, all test modes were performed, and just the worst case shown in the report.</i> 				

LTE Band 4, WB: 10MHz				
RB size 1 & RB offset 0				
Frequency (MHz)	Spurious Emission		Limit (dBm)	Result
	Polarization	Level (dBm)		
Lowest Channel				
3430.00	Vertical	-46.23	-13.00	Pass
5145.00	V	-41.25		
6860.00	V	-33.34		
3430.00	Horizontal	-45.21		
5145.00	H	-42.69		
6860.00	H	-35.22		
Middle Channel				
3465.00	Vertical	-48.21	-13.00	Pass
5197.50	V	-45.23		
6930.00	V	-34.61		
3465.00	Horizontal	-47.95		
5197.50	H	-39.64		
6930.00	H	-37.63		
Highest Channel				
3500.00	Vertical	-45.21	-13.00	Pass
5250.00	V	-42.32		
7000.00	V	-36.34		
3500.00	Horizontal	-45.21		
5250.00	H	-42.19		
7000.00	H	-37.46		
<i>Note:</i>				
1. The emission levels of below 1 GHz are 20 dB lower than the limit so not show in this report.				
2. For above 1 GHz, all test modes were performed, and just the worst case shown in the report.				

LTE Band 4, WB: 15MHz				
RB size 1 & RB offset 0				
Frequency (MHz)	Spurious Emission		Limit (dBm)	Result
	Polarization	Level (dBm)		
Lowest Channel				
3435.00	Vertical	-46.23	-13.00	Pass
5152.50	V	-41.59		
6870.00	V	-36.23		
3435.00	Horizontal	-46.19		
5152.50	H	-41.75		
6870.00	H	-35.22		
Middle Channel				
3465.00	Vertical	-45.21	-13.00	Pass
5197.50	V	-42.59		
6930.00	V	-36.34		
3465.00	Horizontal	-41.24		
5197.50	H	-42.58		
6930.00	H	-37.66		
Highest Channel				
3495.00	Vertical	-46.21	-13.00	Pass
5242.50	V	-40.26		
6990.00	V	-31.24		
3495.00	Horizontal	-45.21		
5242.50	H	-42.79		
6990.00	H	-35.13		
<p><i>Note:</i></p> <ol style="list-style-type: none"> <i>The emission levels of below 1 GHz are 20 dB lower than the limit so not show in this report.</i> <i>For above 1 GHz, all test modes were performed, and just the worst case shown in the report.</i> 				

LTE Band 4, WB: 20MHz				
RB size 1 & RB offset 0				
Frequency (MHz)	Spurious Emission		Limit (dBm)	Result
	Polarization	Level (dBm)		
Lowest Channel				
3440.00	Vertical	-47.17	-13.00	Pass
5160.00	V	-42.36		
6880.00	V	-34.13		
3440.00	Horizontal	-46.78		
5160.00	H	-42.10		
6880.00	H	-35.60		
Middle Channel				
3465.00	Vertical	-48.25	-13.00	Pass
5197.50	V	-44.58		
6930.00	V	-36.25		
3465.00	Horizontal	-47.82		
5197.50	H	-38.88		
6930.00	H	-37.15		
Highest Channel				
3490.00	Vertical	-44.95	-13.00	Pass
5235.00	V	-41.10		
6980.00	V	-35.80		
3490.00	Horizontal	-44.69		
5235.00	H	-43.81		
6980.00	H	-36.97		
<p><i>Note:</i></p> <ol style="list-style-type: none"> <i>The emission levels of below 1 GHz are 20 dB lower than the limit so not show in this report.</i> <i>For above 1 GHz, all test modes were performed, and just the worst case shown in the report.</i> 				

6.7 Frequency stability V.S. Temperature measurement

Test Requirement:	Part 24.235, Part 27.54, Part 2.1055(a)(1)(b)
Test Method:	ANSI/TIA-603-D 2010
Limit:	±2.5ppm
Test setup:	
Test procedure:	<ol style="list-style-type: none"> 1. The equipment under test was connected to an external DC power supply and input rated voltage. 2. RF output was connected to a frequency counter or spectrum analyzer via feed through attenuators. 3. The EUT was placed inside the temperature chamber. 4. Set the spectrum analyzer RBW low enough to obtain the desired frequency resolution and measure EUT 25°C operating frequency as reference frequency. 5. Turn EUT off and set the chamber temperature to -30°C. After the temperature stabilized for approximately 30 minutes recorded the frequency. 6. Repeat step measure with 10°C increased per stage until the highest temperature of +50°C reached
Test Instruments:	Refer to section 5.9 for details
Test mode:	Refer to section 5.3 for details
Test results:	Passed

Measurement Data (worst case):

LTE Band 2 part:

Reference Frequency: LTE Band 2 (10MHz) Middle channel=18900 channel=1880.00MHz					
Power supplied (Vdc)	Temperature (°C)	Frequency error		Limit (ppm)	Result
		Hz	ppm		
QPSK					
3.70	-30	188	0.100000	±2.5	Pass
	-20	156	0.082979		
	-10	174	0.092553		
	0	139	0.073936		
	10	145	0.077128		
	20	128	0.068085		
	30	136	0.072340		
	40	127	0.067553		
	50	144	0.076596		
16QAM					
3.70	-30	163	0.086702	±2.5	Pass
	-20	158	0.084043		
	-10	147	0.078191		
	0	135	0.071809		
	10	149	0.079255		
	20	125	0.066489		
	30	138	0.073404		
	40	156	0.082979		
	50	142	0.075532		
<i>Note: Only the worst case shown in the report.</i>					

LTE Band 4 part:

Reference Frequency: LTE Band 4 (10MHz) Middle channel=20175 channel=1732.50MHz					
Power supplied (Vdc)	Temperature (°C)	Frequency error		Limit (ppm)	Result
		Hz	ppm		
QPSK					
3.70	-30	182	0.105051	±2.5	Pass
	-20	163	0.094084		
	-10	158	0.091198		
	0	107	0.061760		
	10	128	0.073882		
	20	154	0.088889		
	30	156	0.090043		
	40	128	0.073882		
	50	144	0.083117		
16QAM					
3.70	-30	156	0.090043	±2.5	Pass
	-20	145	0.083694		
	-10	123	0.070996		
	0	125	0.072150		
	10	133	0.076768		
	20	146	0.084271		
	30	128	0.073882		
	40	162	0.093506		
	50	144	0.083117		
<i>Note: Only the worst case shown in the report.</i>					

6.8 Frequency stability V.S. Voltage measurement

Test Requirement:	Part 24.235, Part 27.54, Part 2.1055(d)(2)
Test Method:	ANSI/TIA-603-D 2010
Limit:	±2.5ppm
Test setup:	<p>The diagram illustrates the test setup. A Power Source is connected to a Divider. The Divider is connected to a Spectrum Analyzer (SA) and a Signal Source (SS). The Divider is also connected to an EUT (Equipment Under Test) inside a Temperature & Humidity Chamber. The Power Source is also connected to the EUT.</p>
Test procedure:	<ol style="list-style-type: none"> 1. Set chamber temperature to 25°C. Use a variable DC power source to power the EUT and set the voltage to rated voltage. 2. Set the spectrum analyzer RBW low enough to obtain the desired frequency resolution and recorded the frequency. 3. Reduce the input voltage to specify extreme voltage variation (+/- 15%) and endpoint, record the maximum frequency change.
Test Instruments:	Refer to section 5.9 for details
Test mode:	Refer to section 5.3 for details
Test results:	Passed

Measurement Data (worst case):

LTE Band 2 part:

Reference Frequency: LTE Band 2(10MHz) Middle channel=18900 channel=1880.00MHz					
Temperature (°C)	Power supplied (Vdc)	Frequency error		Limit (ppm)	Result
		Hz	ppm		
QPSK					
25	4.35	85	0.045213	±2.5	Pass
	3.70	74	0.039362		
	3.50	55	0.029255		
16QAM					
25	4.35	76	0.040426	±2.5	Pass
	3.70	83	0.044149		
	3.50	90	0.047872		

Note: Only the worst case shown in the report.

LTE Band 4 part:

Reference Frequency: LTE Band 4(10MHz) Middle channel=20175 channel=1732.50MHz					
Temperature (°C)	Power supplied (Vdc)	Frequency error		Limit (ppm)	Result
		Hz	ppm		
QPSK					
25	4.35	72	0.041558	±2.5	Pass
	3.70	84	0.048485		
	3.50	63	0.036364		
16QAM					
25	4.35	77	0.044444	±2.5	Pass
	3.70	89	0.051371		
	3.50	69	0.039827		

Note: Only the worst case shown in the report.