



Annex C: EUT Internal Photos




172200_21: Top view PCB 1, back cover removed

Annex C: EUT Internal Photos




172200_22: Top view PCB 2, back cover and PCB 1 removed

Annex C: EUT Internal Photos




172200_23: Internal view front cover

Annex C: EUT Internal Photos




172200_24: Top view antenna, front cover removed

Annex C: EUT Internal Photos




172200_25: Top view antenna and gasket

Annex C: EUT Internal Photos



172200_26: Bottom view antenna and gasket

Annex C: EUT Internal Photos




172200_27: Top view display

Annex C: EUT Internal Photos




172200_28: Bottom view display

Annex C: EUT Internal Photos




172200_29: Top view PCB 1

Annex C: EUT Internal Photos




172200_30: Bottom view PCB 1

Annex C: EUT Internal Photos



172200_31: Top view PCB 2

Annex C: EUT Internal Photos



172200_32: Bottom view PCB 2