

## Annex A Test Setup Photos




172200\_01: Test setup shielded room M4

**Annex A Test Setup Photos**




172200\_02: Test setup shielded room M4

**Annex A Test Setup Photos**



172200\_03: Test setup anechoic chamber M20, 9 kHz – 30 MHz

## Annex A Test Setup Photos



172200\_04: Test setup anechoic chamber M20, 9 kHz – 30 MHz

**Annex A Test Setup Photos**



172200\_05: Test setup open area test site, 9 kHz – 30 MHz @ 3m

## Annex A Test Setup Photos



172200\_06: Test setup open area test site, 9 kHz – 30 MHz @ 3m

**Annex A Test Setup Photos**



172200\_07: Test setup open area test site, 9 kHz – 30 MHz @ 10m


## Annex A Test Setup Photos



172200\_08: Test setup open area test site, 9 kHz – 30 MHz @ 10m



**Annex A Test Setup Photos**



172200\_09: Test setup anechoic chamber M20, 30 MHz – 1 GHz

**Annex A Test Setup Photos**



172200\_10: Test setup open area test site M6, 30 MHz – 1 GHz

**Annex A Test Setup Photos**



172200\_11: Test setup open area test site M6, 30 MHz – 1 GHz