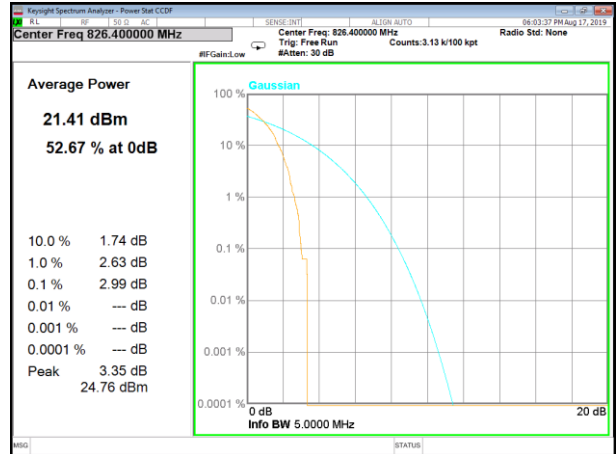
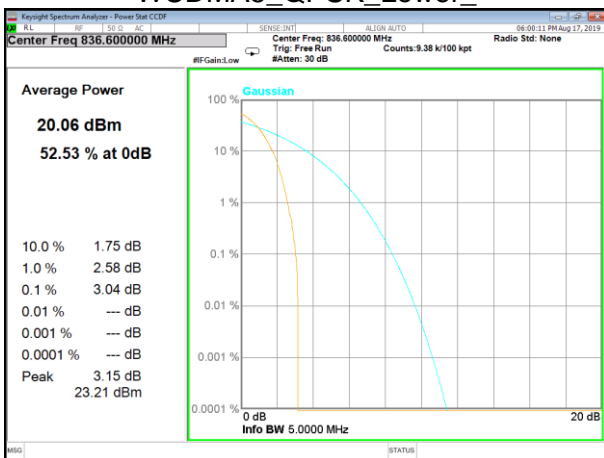


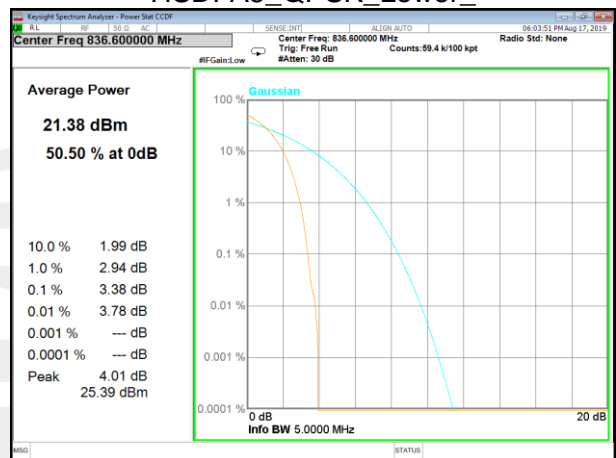
WCDMA5_QPSK_Lower_



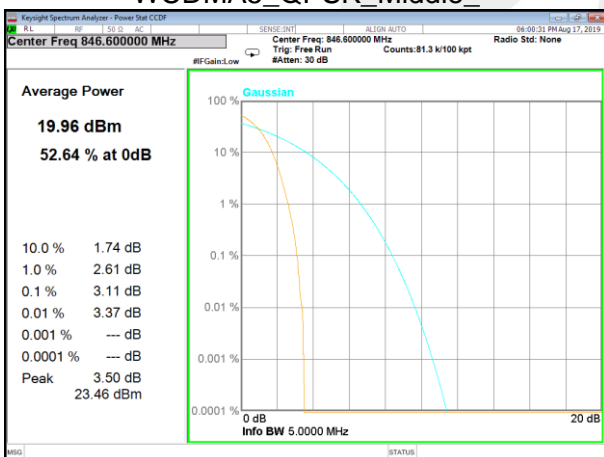
HSDPA5_QPSK_Lower_



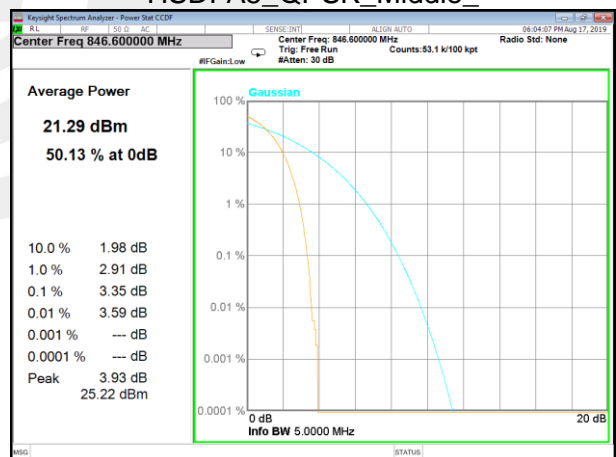
WCDMA5_QPSK_Middle_



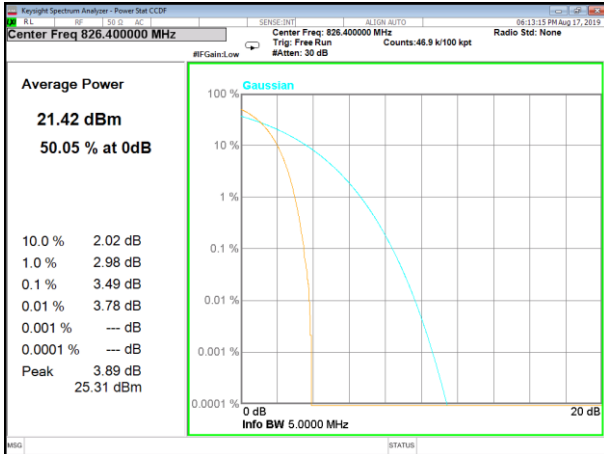
HSDPA5_QPSK_Middle_



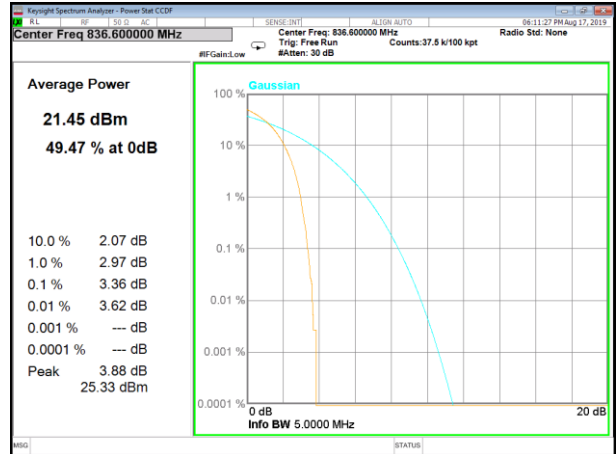
WCDMA5_QPSK_Higher_



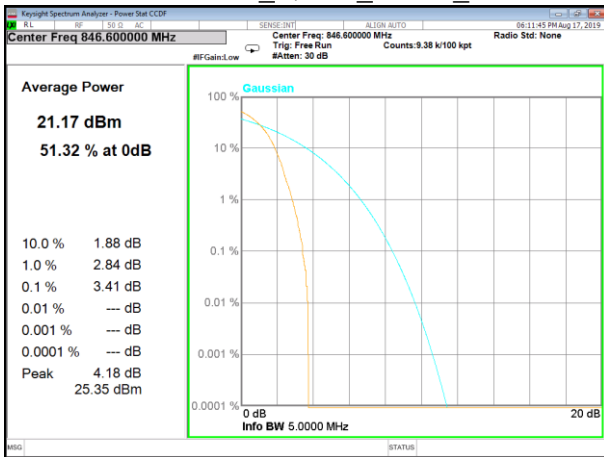
HSDPA5_QPSK_Higher_



HSUPA5_QPSK_Lower_



HSUPA5_QPSK_Middle_



HSUPA5_QPSK_Higher_



A3. TRANSMITTER RADIATED POWER (EIRP/ERP)

Note: Test is divided into three directions, X/Y/Z. X pattern for the worst

Radiated Power (ERP) for GSM 850 MHz							
Mode	Frequency	Result					Conclusion
		S G.Level (dBm)	Cable loss	Gain(dBi)	PMeas E.R.P(dBm)	Polarization Of Max. ERP	
GSM850	824.2	24.33	0.44	6.5	30.39	Horizontal	Pass
	824.2	26.24	0.44	6.5	32.30	Vertical	Pass
	836.6	24.21	0.45	6.5	30.26	Horizontal	Pass
	836.6	25.96	0.45	6.5	32.01	Vertical	Pass
	848.8	23.80	0.46	6.5	29.84	Horizontal	Pass
	848.8	25.65	0.46	6.5	31.69	Vertical	Pass
GPRS850	824.2	20.45	0.44	6.5	26.51	Horizontal	Pass
	824.2	22.82	0.44	6.5	28.88	Vertical	Pass
	836.6	19.98	0.45	6.5	26.03	Horizontal	Pass
	836.6	22.43	0.45	6.5	28.48	Vertical	Pass
	848.8	19.90	0.46	6.5	25.94	Horizontal	Pass
	848.8	22.38	0.46	6.5	28.42	Vertical	Pass
EGPRS850	824.2	19.92	0.44	6.5	25.98	Horizontal	Pass
	824.2	21.99	0.44	6.5	28.05	Vertical	Pass
	836.6	19.40	0.45	6.5	25.45	Horizontal	Pass
	836.6	21.89	0.45	6.5	27.94	Vertical	Pass
	848.8	19.55	0.46	6.5	25.59	Horizontal	Pass
	848.8	21.80	0.46	6.5	27.84	Vertical	Pass
Limit	ERP<7W=38.45dBm						

Radiated Power (EIRP) for PCS 1900 MHz							
Mode	Frequency	Result					Conclusion
		S G.Level (dBm)	Cable loss	Gain (dBi)	PMeas E.I.R.P.(dBm)	Polarization Of Max. ERP	
PCS1900	1850.2	19.25	2.41	10.35	27.19	Horizontal	Pass
	1850.2	21.15	2.41	10.35	29.09	Vertical	Pass
	1880	19.1	2.42	10.35	27.03	Horizontal	Pass
	1880	21.09	2.42	10.35	29.02	Vertical	Pass
	1909.8	18.81	2.43	10.35	26.73	Horizontal	Pass
	1909.8	20.62	2.43	10.35	28.54	Vertical	Pass
GPRS1900	1850.2	14.38	2.41	10.35	22.32	Horizontal	Pass
	1850.2	16.78	2.41	10.35	24.72	Vertical	Pass
	1880	14.59	2.42	10.35	22.52	Horizontal	Pass
	1880	16.64	2.42	10.35	24.57	Vertical	Pass
	1909.8	14.32	2.43	10.35	22.24	Horizontal	Pass
	1909.8	16.52	2.43	10.35	24.44	Vertical	Pass
EGPRS1900	1850.2	15.37	2.41	10.35	23.31	Horizontal	Pass
	1850.2	17.46	2.41	10.35	25.40	Vertical	Pass
	1880	15.2	2.42	10.35	23.13	Horizontal	Pass
	1880	17.5	2.42	10.35	25.43	Vertical	Pass
	1909.8	15.54	2.43	10.35	23.46	Horizontal	Pass
	1909.8	17.83	2.43	10.35	25.75	Vertical	Pass
Limit	EIRP<2W=33dBm						



Radiated Power (EIRP) for WCDMA Band II							
Mode	Frequency	Result					Conclusion
		S G.Level (dBm)	Cable loss	Gain (dBi)	PMeas E.I.R.P.(dBm)	Polarization Of Max. ERP	
WCDMA	1852.4	13.39	2.41	10.35	21.33	Horizontal	Pass
	1852.4	15.33	2.41	10.35	23.27	Vertical	Pass
	1880	13.11	2.42	10.35	21.04	Horizontal	Pass
	1880	14.99	2.42	10.35	22.92	Vertical	Pass
	1907.4	13.54	2.43	10.35	21.46	Horizontal	Pass
	1907.4	15.51	2.43	10.35	23.43	Vertical	Pass
HSUPA	1852.4	10.95	2.41	10.35	18.89	Horizontal	Pass
	1852.4	12.82	2.41	10.35	20.76	Vertical	Pass
	1880	10.79	2.42	10.35	18.72	Horizontal	Pass
	1880	12.64	2.42	10.35	20.57	Vertical	Pass
	1907.4	11.01	2.43	10.35	18.93	Horizontal	Pass
	1907.4	12.76	2.43	10.35	20.68	Vertical	Pass
HSDPA	1852.4	10.73	2.41	10.35	18.67	Horizontal	Pass
	1852.4	12.58	2.41	10.35	20.52	Vertical	Pass
	1880	11	2.42	10.35	18.93	Horizontal	Pass
	1880	12.73	2.42	10.35	20.66	Vertical	Pass
	1907.4	11.18	2.43	10.35	19.10	Horizontal	Pass
	1907.4	12.89	2.43	10.35	20.81	Vertical	Pass
Limit	EIRP<2W=33dBm						

Radiated Power (ERP) for WCDMA Band V							
Mode	Frequency	Result					Conclusion
		S G.Level (dBm)	Cable loss	Gain (dBi)	PMeas E.R.P.(dBm)	Polarization Of Max. ERP	
WCDMA	826.4	12.93	0.44	6.5	18.99	Horizontal	Pass
	826.4	14.92	0.44	6.5	20.98	Vertical	Pass
	836.6	13.00	0.45	6.5	19.05	Horizontal	Pass
	836.6	14.94	0.45	6.5	20.99	Vertical	Pass
	846.4	13.01	0.46	6.5	19.05	Horizontal	Pass
	846.4	14.90	0.46	6.5	20.94	Vertical	Pass
HSUPA	826.4	13.09	0.44	6.5	19.15	Horizontal	Pass
	826.4	14.92	0.44	6.5	20.98	Vertical	Pass
	836.6	12.95	0.45	6.5	19.00	Horizontal	Pass
	836.6	14.84	0.45	6.5	20.89	Vertical	Pass
	846.4	13.08	0.46	6.5	19.12	Horizontal	Pass
	846.4	14.79	0.46	6.5	20.83	Vertical	Pass
HSDPA	826.4	12.83	0.44	6.5	18.89	Horizontal	Pass
	826.4	14.70	0.44	6.5	20.76	Vertical	Pass
	836.6	12.98	0.45	6.5	19.03	Horizontal	Pass
	836.6	14.77	0.45	6.5	20.82	Vertical	Pass
	846.4	12.66	0.46	6.5	18.70	Horizontal	Pass
	846.4	14.61	0.46	6.5	20.65	Vertical	Pass
Limit	ERP<7W=38.45dBm						



Radiated Power (EIRP) for WCDMA Band IV							
Mode	Frequency	Result					Conclusion
		S G.Level (dBm)	Cable loss	Gain (dBi)	PMeas E.I.R.P.(dBm)	Polarization Of Max. ERP	
WCDMA	1712.6	11.18	2.07	10.13	19.24	Horizontal	Pass
	1712.6	12.91	2.07	10.13	20.97	Vertical	Pass
	1740	10.87	2.08	10.13	18.92	Horizontal	Pass
	1740	12.65	2.08	10.13	20.70	Vertical	Pass
	1752.4	10.52	2.09	10.13	18.56	Horizontal	Pass
	1752.4	12.47	2.09	10.13	20.51	Vertical	Pass
HSUPA	1712.6	11.13	2.07	10.13	19.19	Horizontal	Pass
	1712.6	13.03	2.07	10.13	21.09	Vertical	Pass
	1740	10.83	2.08	10.13	18.88	Horizontal	Pass
	1740	12.63	2.08	10.13	20.68	Vertical	Pass
	1752.4	11.1	2.09	10.13	19.14	Horizontal	Pass
	1752.4	12.86	2.09	10.13	20.90	Vertical	Pass
HSDPA	1712.6	11.27	2.07	10.13	19.33	Horizontal	Pass
	1712.6	12.99	2.07	10.13	21.05	Vertical	Pass
	1740	10.61	2.08	10.13	18.66	Horizontal	Pass
	1740	12.59	2.08	10.13	20.64	Vertical	Pass
	1752.4	10.8	2.09	10.13	18.84	Horizontal	Pass
	1752.4	12.73	2.09	10.13	20.77	Vertical	Pass
Limit	EIRP<3W=34.78dBm						





A4. OCCUPIED BANDWIDTH (99% OCCUPIED BANDWIDTH/26dB BANDWIDTH)

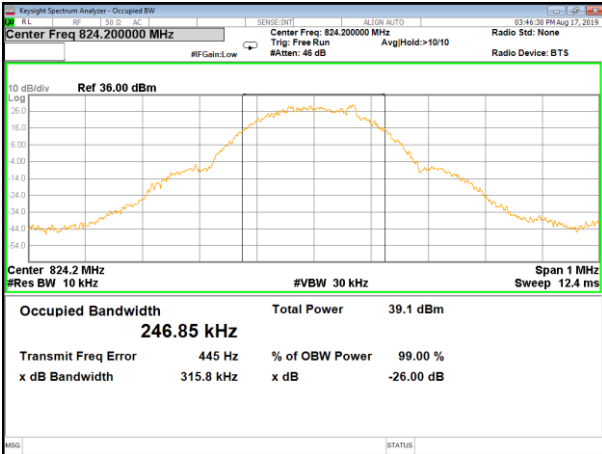
GSM Bandwidth [KHz]						
Mode	Lowest		Middle		Highest	
	99% BW	26dB BW	99% BW	26dB BW	99% BW	26dB BW
GSM850	246.85	315.8	244.86	316.8	244.84	316.5
GPRS850	236.09	312.8	241.26	319.5	236.1	314.6
EGPRS850	241.94	300.2	242.22	300.5	246.86	306.1

GSM Bandwidth [KHz]						
Mode	Lowest		Middle		Highest	
	99% BW	26dB BW	99% BW	26dB BW	99% BW	26dB BW
GSM1900	244.88	316.9	241.68	312.4	245.76	317.1
GPRS1900	242.1	318.9	242.16	320.1	239.03	313.1
EGPRS1900	240.97	300.9	240.35	298.9	243.49	303.9

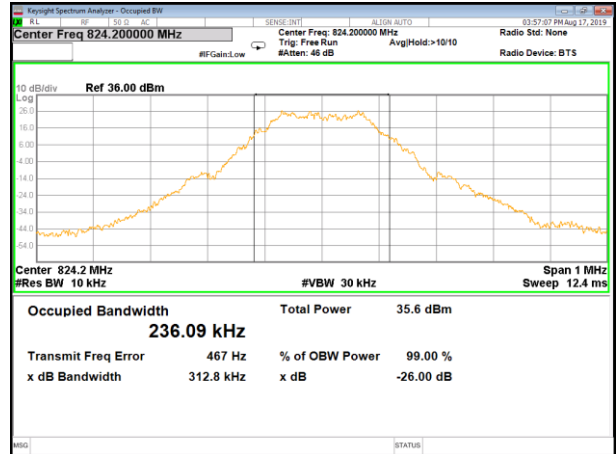
WCDMA Bandwidth [MHz]						
Mode	Lowest		Middle		Highest	
	99% BW	26dB BW	99% BW	26dB BW	99% BW	26dB BW
WCDMA II	4.171	4.709	4.163	4.671	4.1612	4.702
HSDPA II	4.172	4.69	4.317	4.662	4.16	4.672
HSUPA II	4.171	4.683	4.172	4.669	4.163	4.668

WCDMA Bandwidth [MHz]						
Mode	Lowest		Middle		Highest	
	99% BW	26dB BW	99% BW	26dB BW	99% BW	26dB BW
WCDMA V	4.16	4.685	4.168	4.674	4.16	4.683
HSDPA V	4.17	4.681	4.173	4.659	4.16	4.663
HSUPA V	4.157	4.664	4.1772	4.673	4.196	4.678

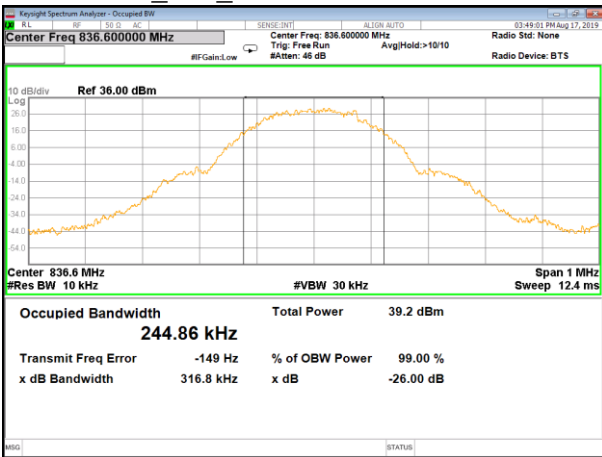
WCDMA Bandwidth [MHz]						
Mode	Lowest		Middle		Highest	
	99% BW	26dB BW	99% BW	26dB BW	99% BW	26dB BW
WCDMA IV	4.16	4.701	4.166	4.685	4.172	4.698
HSDPA IV	4.1635	4.683	4.171	4.68	4.168	4.682
HSUPA IV	4.168	4.684	4.165	4.659	4.167	4.684



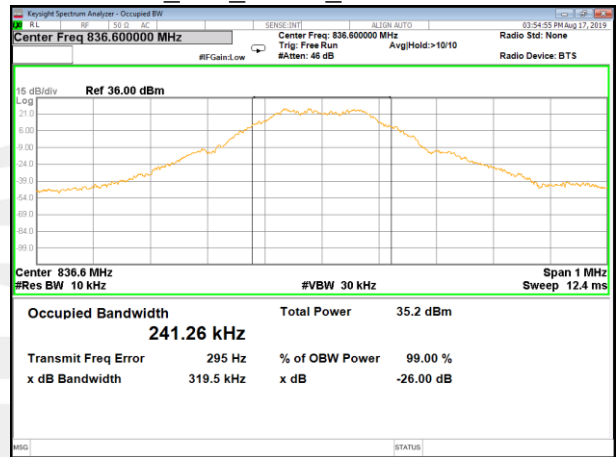
GSM_850_Lower 26BW and 99%



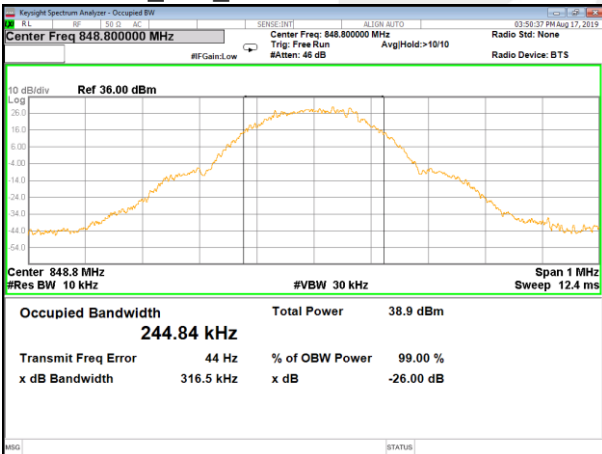
GPRS_850_Lower 26BW and 99%



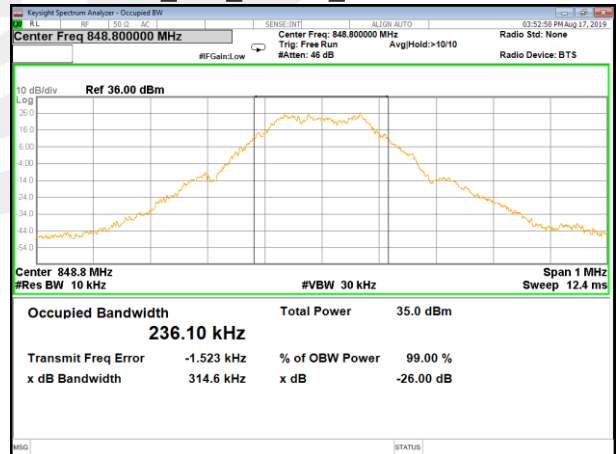
GSM_850_Middle 26BW and 99%



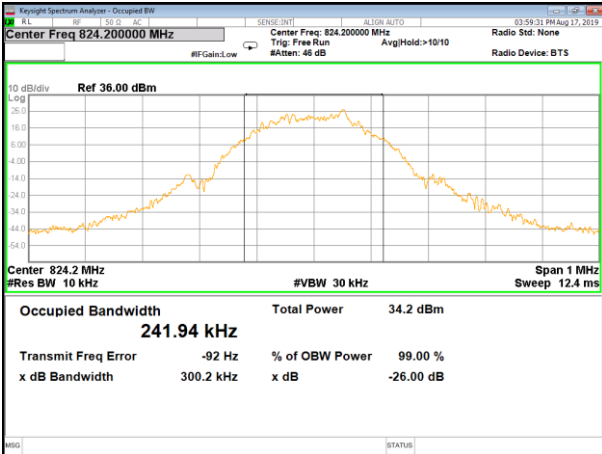
GPRS_850_Middle 26BW and 99%



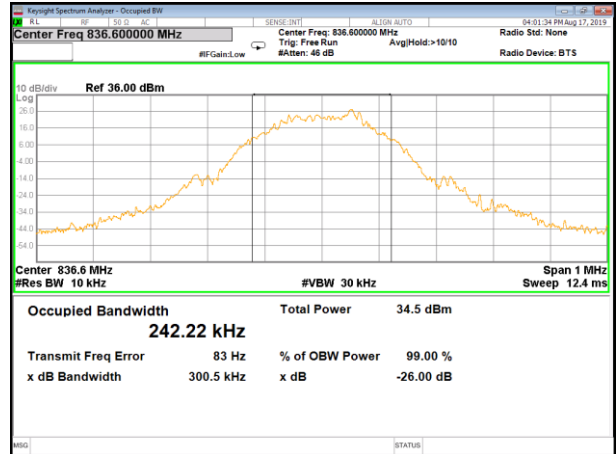
GSM_850_Higher 26BW and 99%



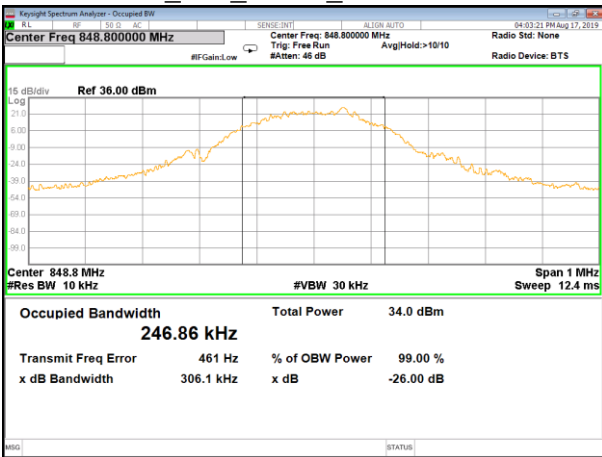
GPRS_850_Higher 26BW and 99%



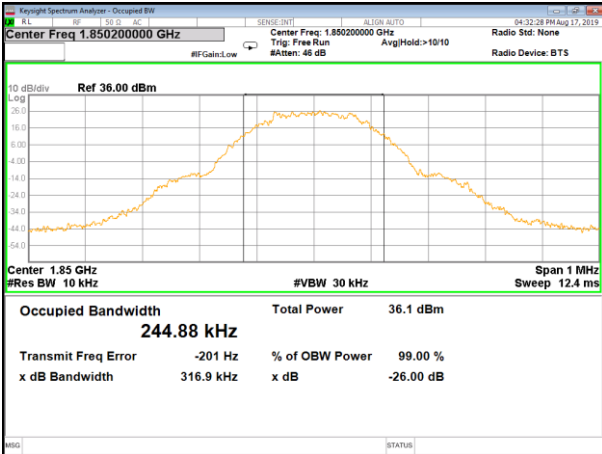
EGPRS_850_Lower_26BW and 99%



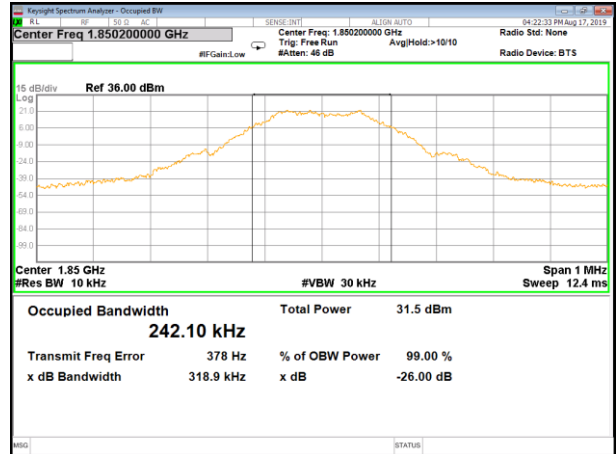
EGPRS_850_Middle_26BW and 99%



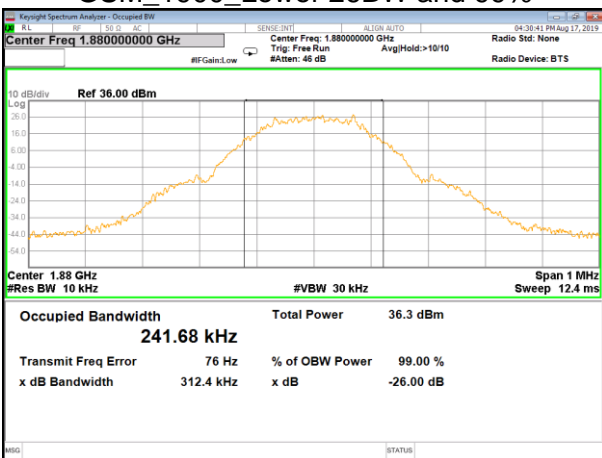
EGPRS_850_Higher_26BW and 99%



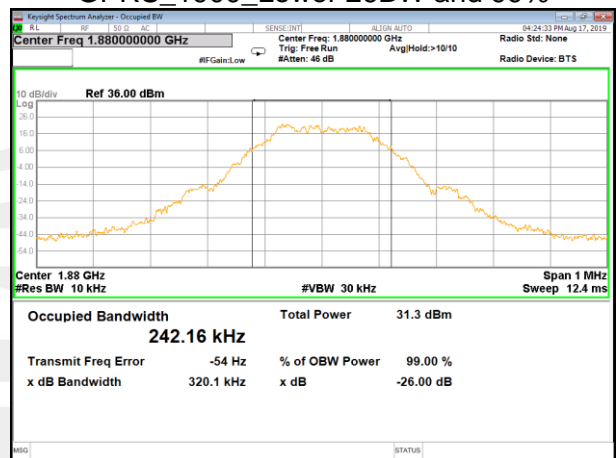
GSM_1900_Lower 26BW and 99%



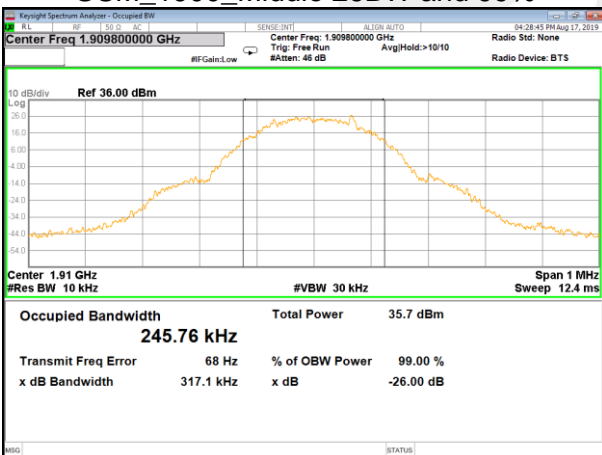
GPRS_1900_Lower 26BW and 99%



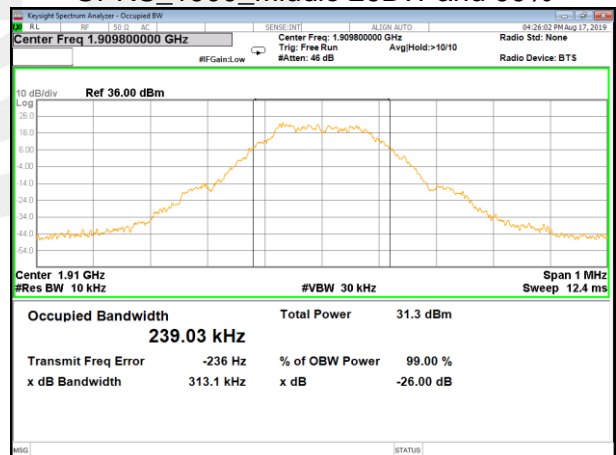
GSM_1900_Middle 26BW and 99%



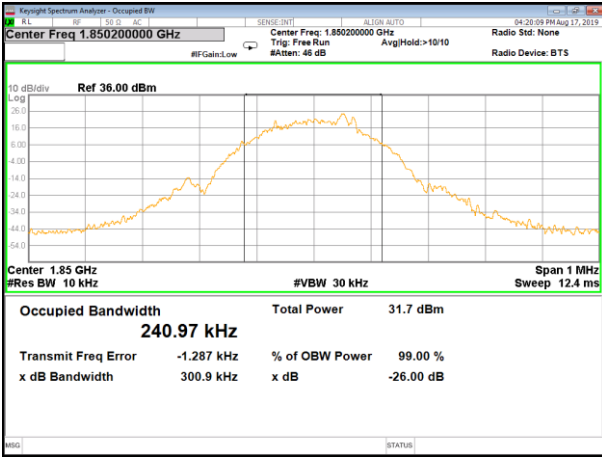
GPRS_1900_Middle 26BW and 99%



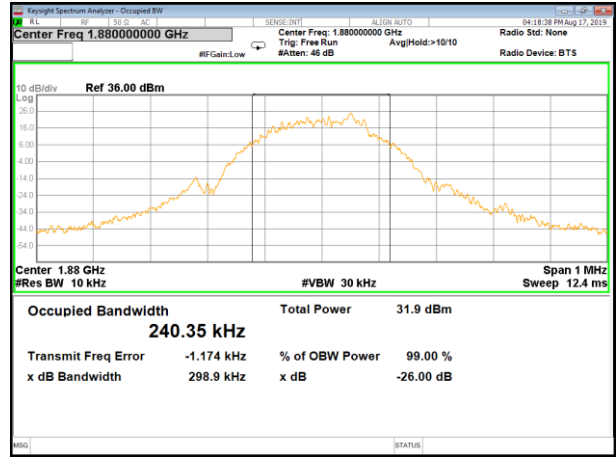
GSM_1900_Higher 26BW and 99%



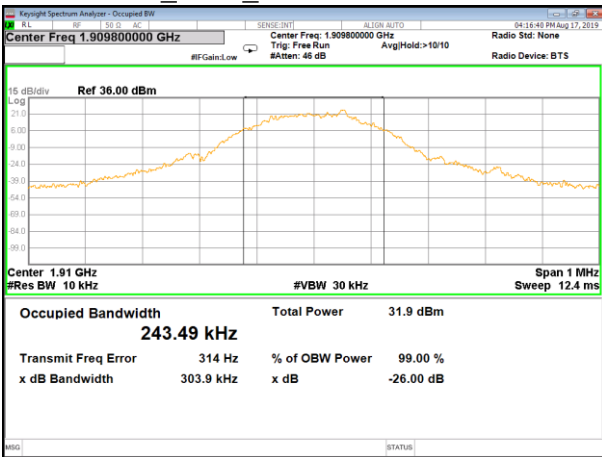
GPRS_1900_Higher 26BW and 99%



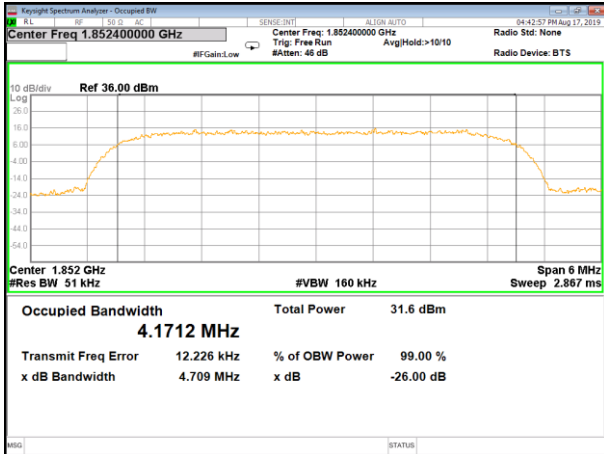
EGPRS_1900_Lower 26BW and 99%



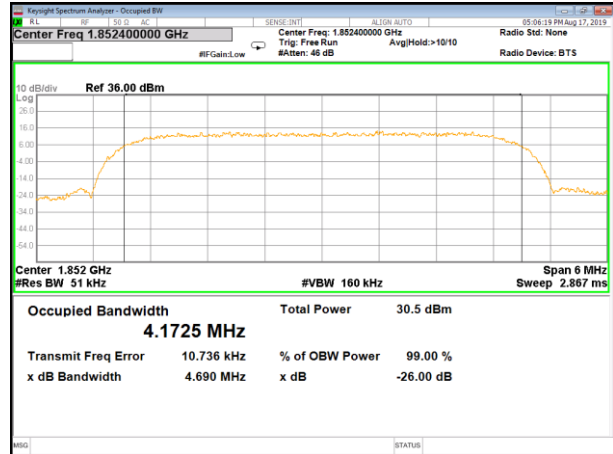
EGPRS_1900_Middle_ 26BW and 99%



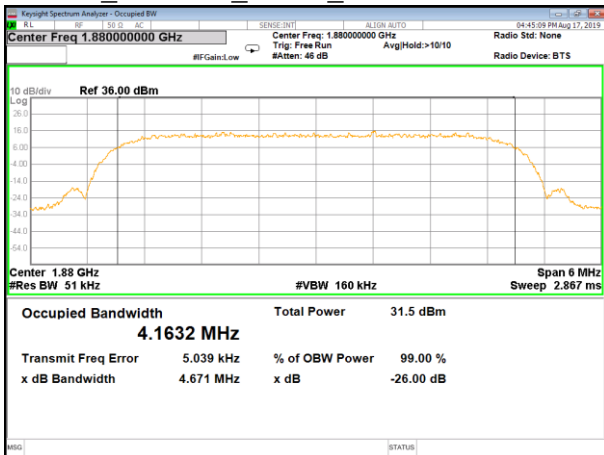
EGPRS_1900_Higher 26BW and 99%



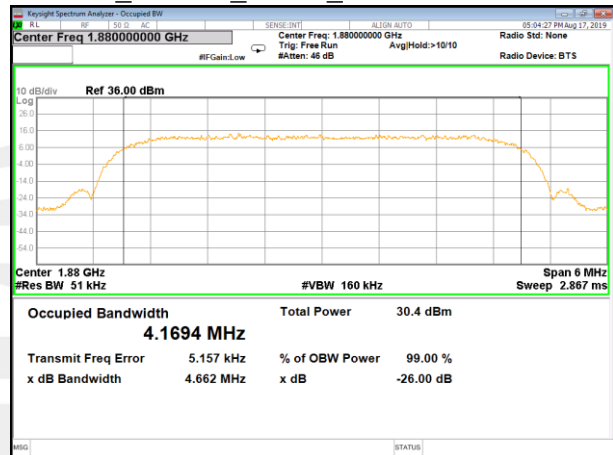
B2_WCDMA_Lower_26BW and 99%



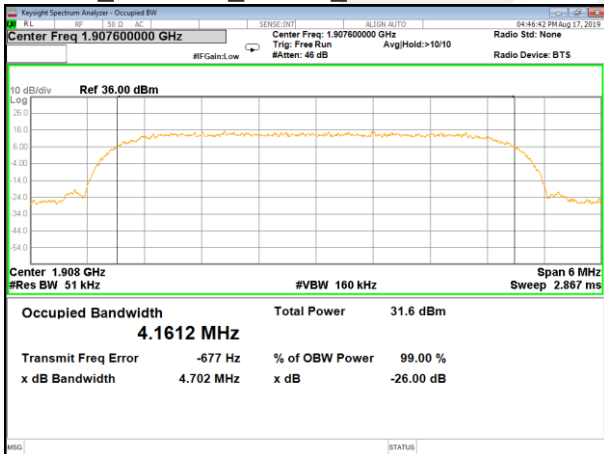
B2_HSDPA_Lower_26BW and 99%



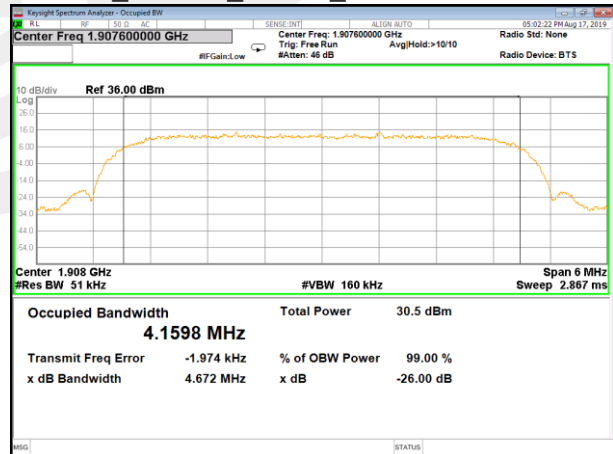
B2_WCDMA_Middle_26BW and 99%



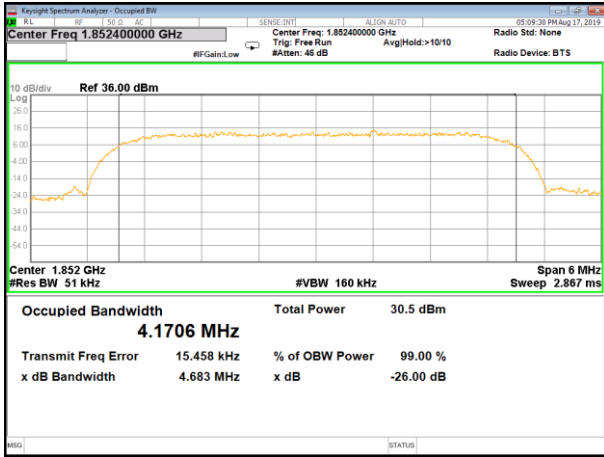
B2_HSDPA_Middle_26BW and 99%



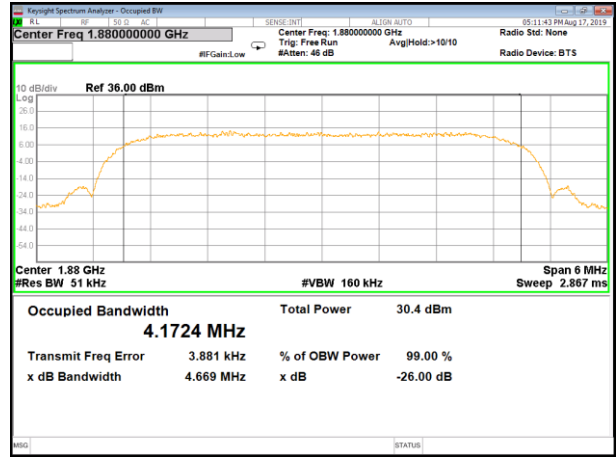
B2_WCDMA_Higher_26BW and 99%



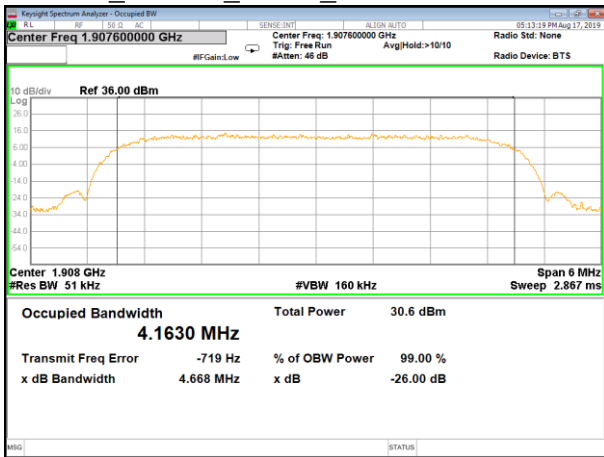
B2_HSDPA_Higher_26BW and 99%



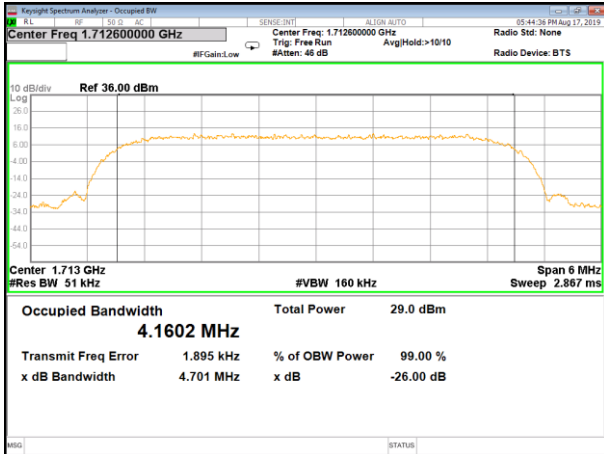
B2_HSUPA_Lower_26BW and 99%



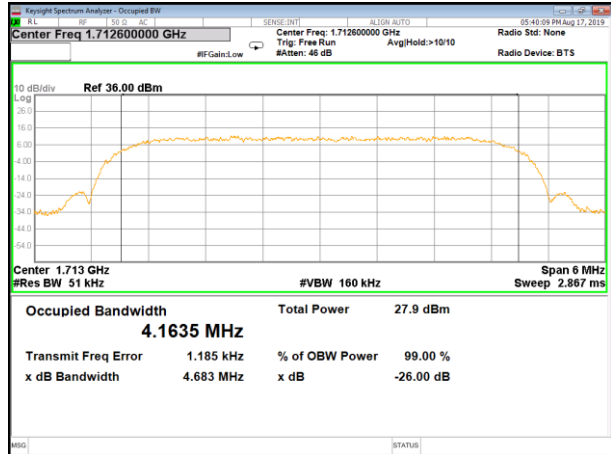
B2_HSUPA_Middle_26BW and 99%



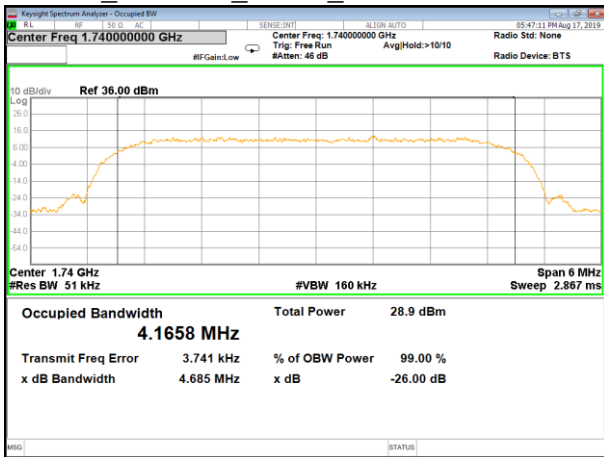
B2_HSUPA_Higher_26BW and 99%



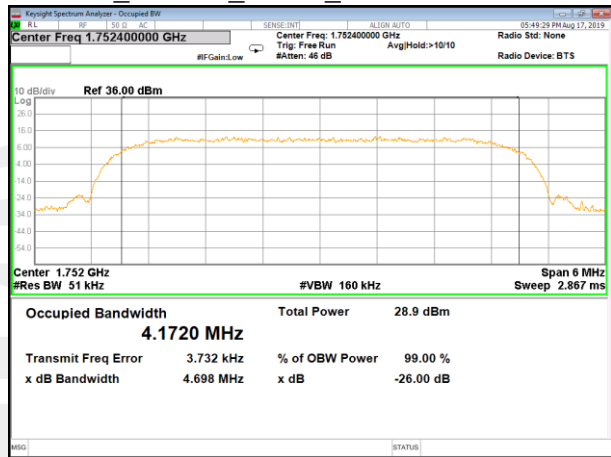
B4_WCDMA_Lower_26BW and 99%



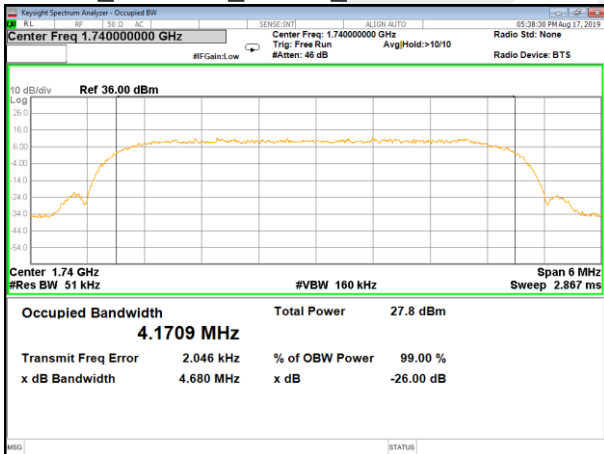
B4_HSDPA_Lower_26BW and 99%



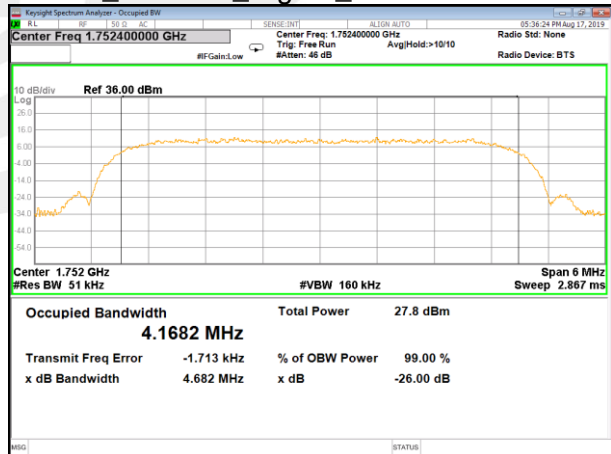
B4_WCDMA_Middle_26BW and 99%



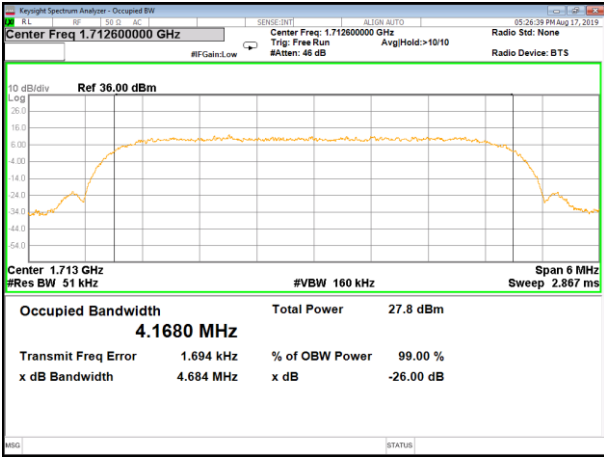
B4_WCDMA_Higher_26BW and 99%



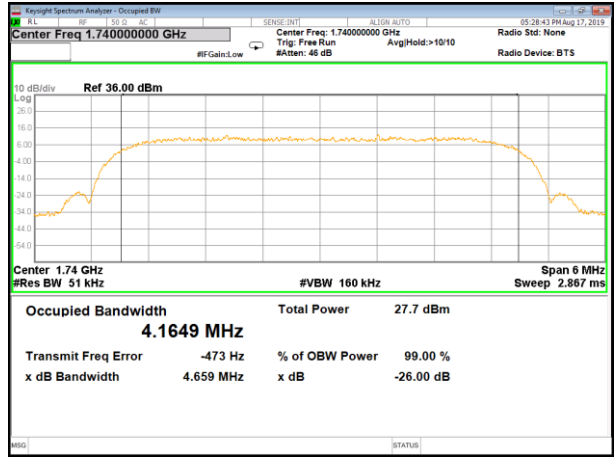
B4_HSDPA_Middle_26BW and 99%



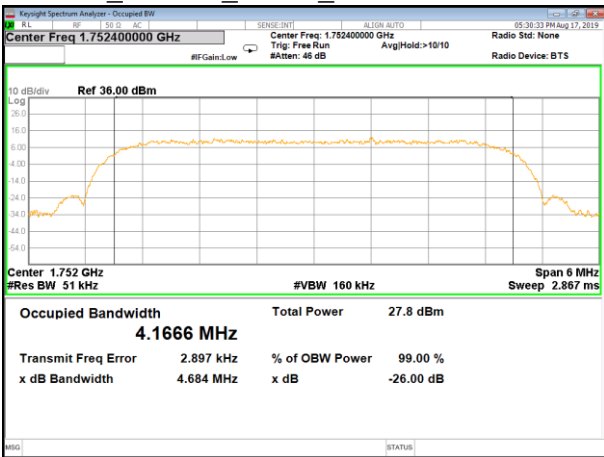
B4_HSDPA_Higher_26BW and 99%



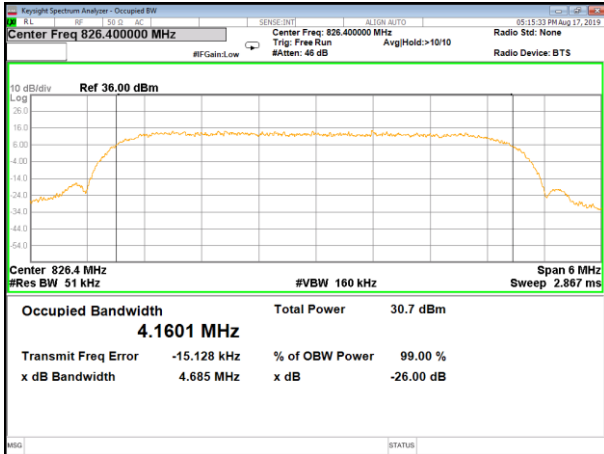
B4_HSUPA_Lower_26BW and 99%



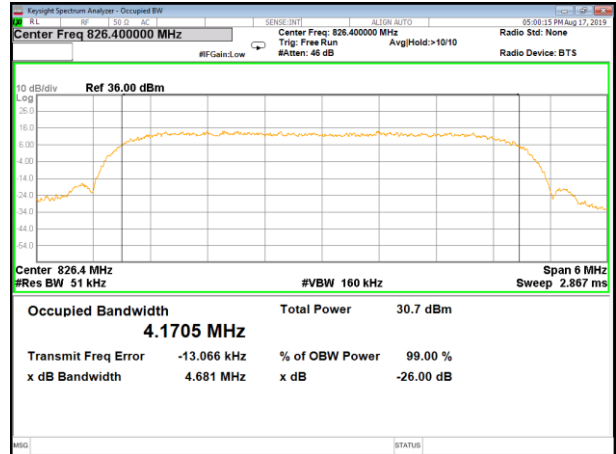
B4_HSUPA_Middle_26BW and 99%



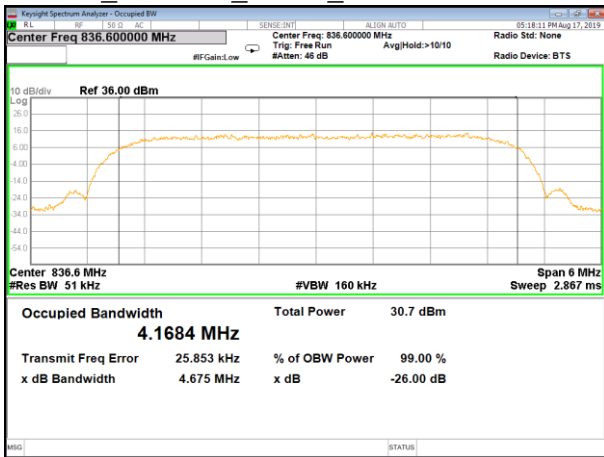
B4_HSUPA_Higher_26BW and 99%



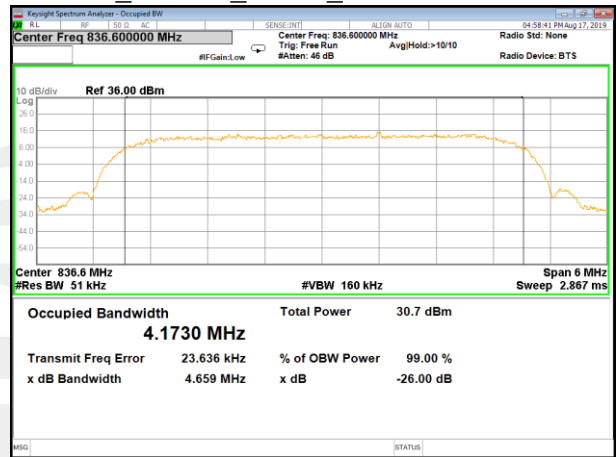
B5_WCDMA_Lower_26BW and 99%



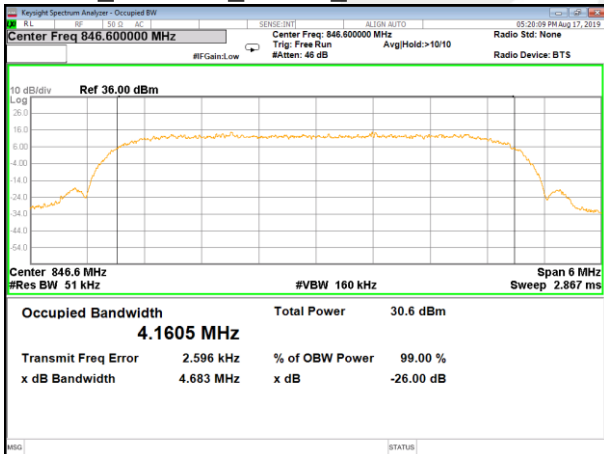
B5_HSDPA_Lower_26BW and 99%



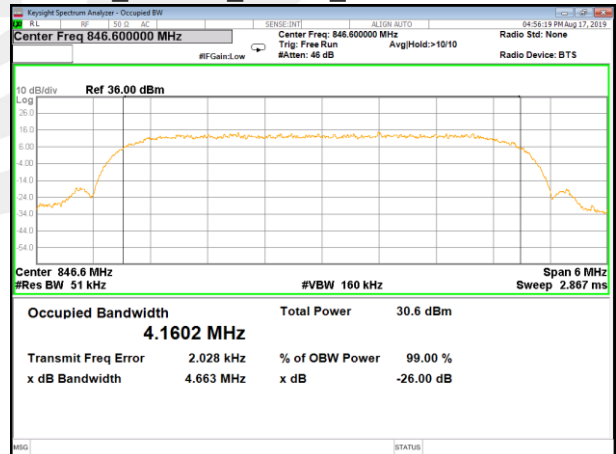
B5_WCDMA_Middle_26BW and 99%



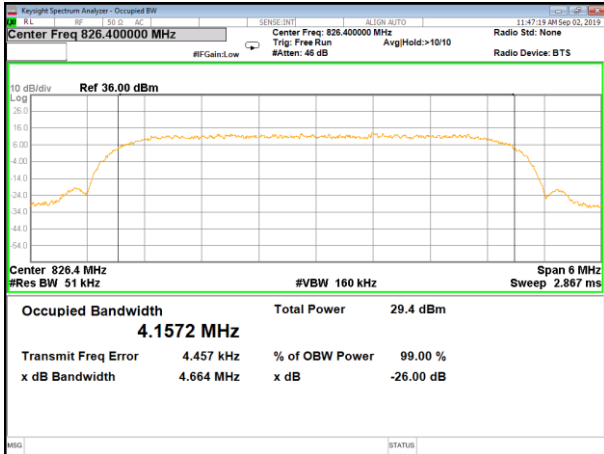
B5_HSDPA_Middle_26BW and 99%



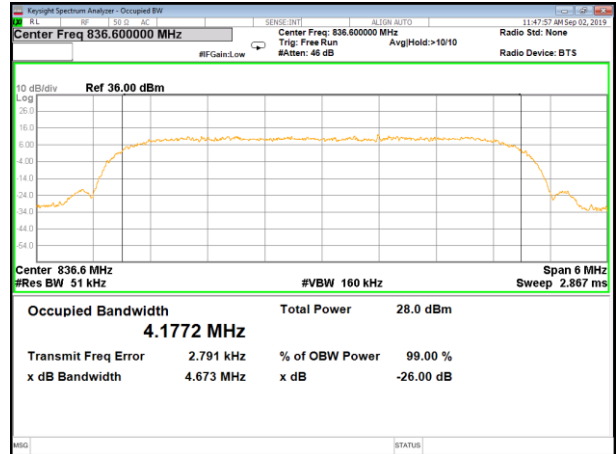
B5_WCDMA_Higher_26BW and 99%



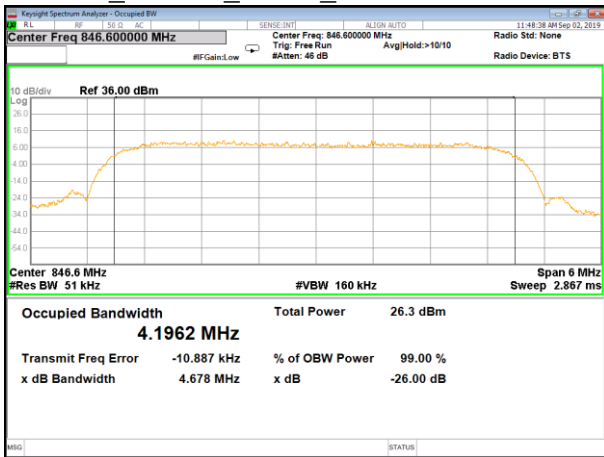
B5_HSDPA_Higher_26BW and 99%



B5_HSUPA_Lower_26BW and 99%



B5_HSUPA_Middle_26BW and 99%



B5_HSUPA_Higher_26BW and 99%



A5.FREQUENCY STABILITY

Normal Voltage = 3.85V; Battery End Point (BEP) = 3.55V; Maximum Voltage =4.4V

GSM 850 /836.6MHz					
Temperature (°C)	Voltage	Freq. Dev.	Freq. Dev.	Limit	Result
	(Volt)	(Hz)	(ppm)		
50	Normal Voltage	33.91	0.041	2.5ppm	PASS
40		14.46	0.017		
30		16.99	0.020		
20		35.78	0.043		
10		34.47	0.041		
0		31.70	0.038		
-10		24.39	0.029		
-20		28.99	0.035		
-30		33.07	0.040		
25		Maximum Voltage	30.67		
25	BEP	35.77	0.043		

GPRS 850 /836.6MHz					
Temperature (°C)	Voltage	Freq. Dev.	Freq. Dev.	Limit	Result
	(Volt)	(Hz)	(ppm)		
50	Normal Voltage	25.49	0.030	2.5ppm	PASS
40		22.01	0.026		
30		15.27	0.018		
20		21.73	0.026		
10		16.75	0.020		
0		30.67	0.037		
-10		19.65	0.023		
-20		29.31	0.035		
-30		20.36	0.024		
25		Maximum Voltage	14.42		
25	BEP	35.23	0.042		

EGPRS 850 /836.6MHz					
Temperature (°C)	Voltage	Freq. Dev.	Freq. Dev.	Limit	Result
	(Volt)	(Hz)	(ppm)		
50	Normal Voltage	27.30	0.033	2.5ppm	PASS
40		15.26	0.018		
30		12.38	0.015		
20		17.19	0.021		
10		24.71	0.030		
0		25.79	0.031		
-10		14.87	0.018		
-20		28.13	0.034		
-30		25.13	0.030		
25		Maximum Voltage	31.19		
25	BEP	16.88	0.020		