

CONDUCTED BAND EDGE

LTE band 2

LTE Band 2 / 1.4MHz / QPSK

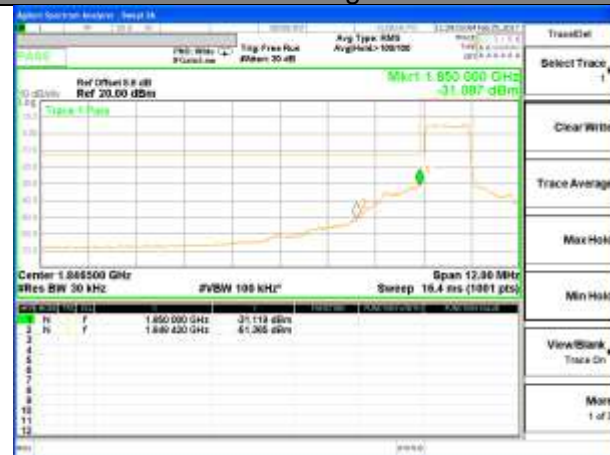
Lowest Band Edge / 1 RB



Highest Band Edge / 1 RB



Lowest Band Edge / Full RB



Highest Band Edge / Full RB



LTE band 2

LTE Band 2 / 1.4MHz / 16QAM

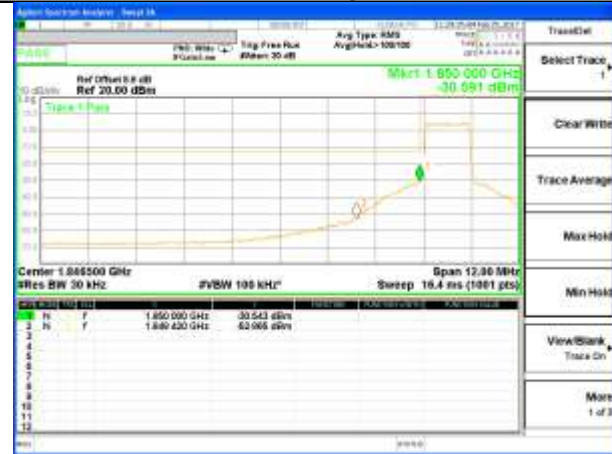
Lowest Band Edge / 1 RB



Highest Band Edge / 1 RB



Lowest Band Edge / Full RB



Highest Band Edge / Full RB



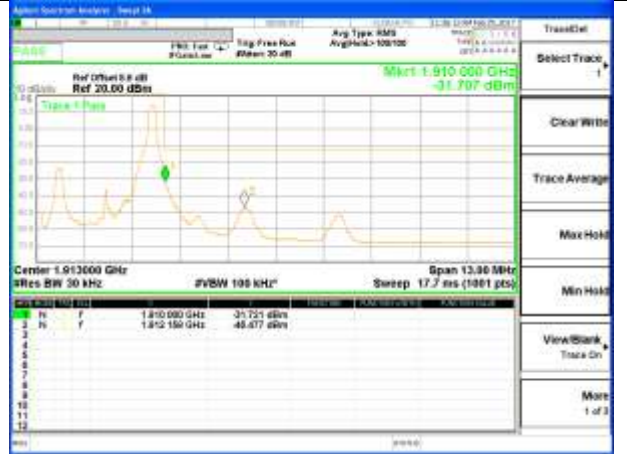
LTE band 2

LTE Band 2 / 3MHz / QPSK

Lowest Band Edge / 1 RB



Highest Band Edge / 1 RB



Lowest Band Edge / Full RB



Highest Band Edge / Full RB



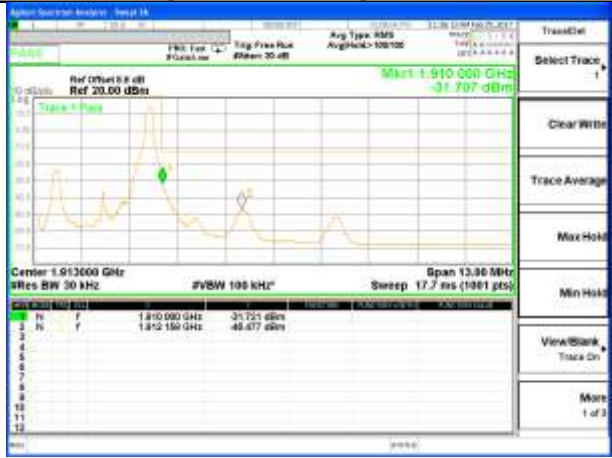
LTE band 2

LTE Band 2 / 3MHz / 16QAM

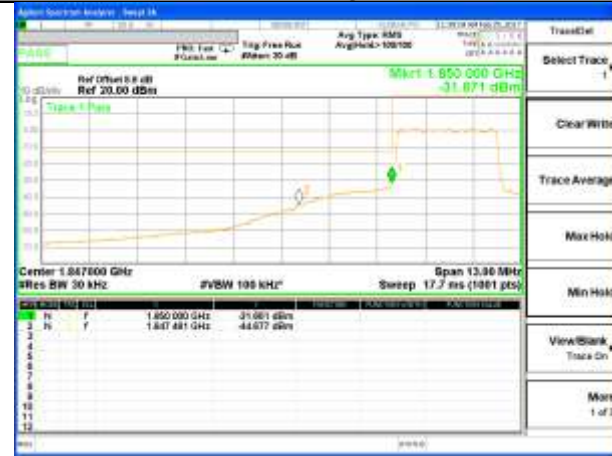
Lowest Band Edge / 1 RB



Highest Band Edge / 1 RB



Lowest Band Edge / Full RB



Highest Band Edge / Full RB



LTE band 2

LTE Band 2 / 5MHz / QPSK

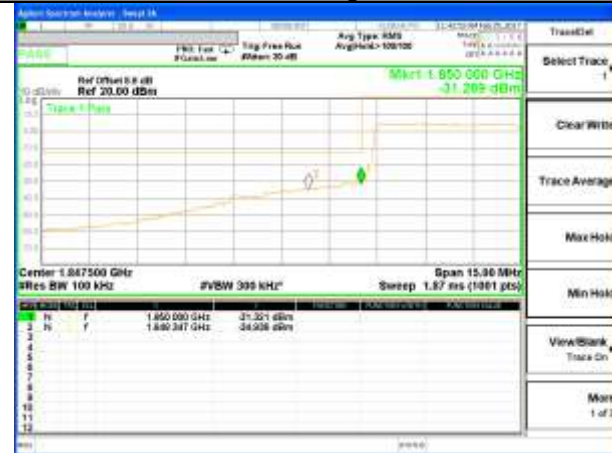
Lowest Band Edge / 1 RB



Highest Band Edge / 1 RB



Lowest Band Edge / Full RB



Highest Band Edge / Full RB



LTE band 2

LTE Band 2 / 5MHz / 16QAM

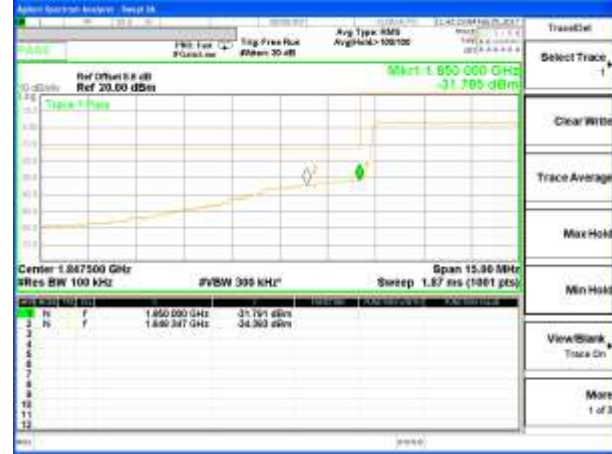
Lowest Band Edge / 1 RB



Highest Band Edge / 1 RB



Lowest Band Edge / Full RB



Highest Band Edge / Full RB



LTE band 2

LTE Band 2 / 10MHz / QPSK

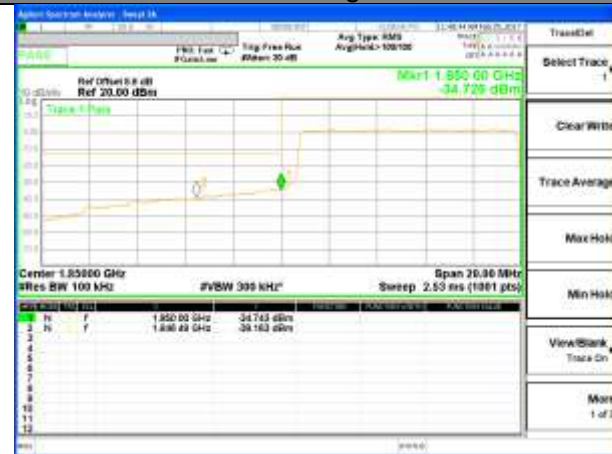
Lowest Band Edge / 1 RB



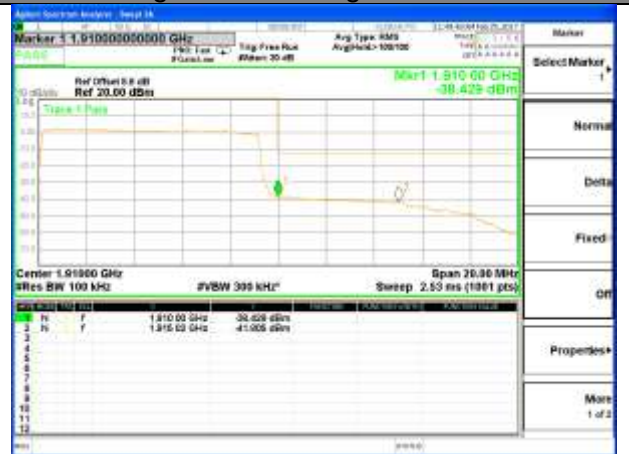
Highest Band Edge / 1 RB



Lowest Band Edge / Full RB



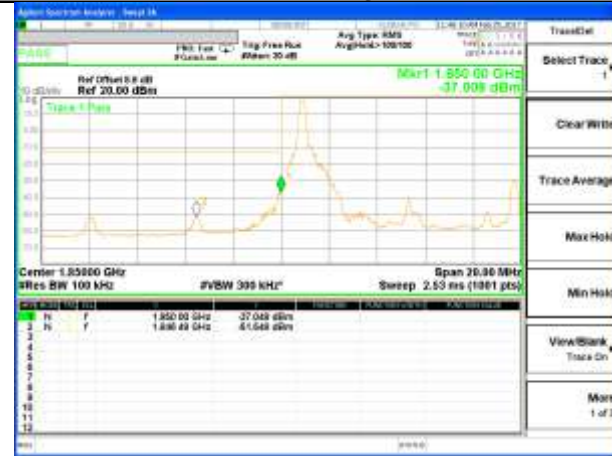
Highest Band Edge / Full RB



LTE band 2

LTE Band 2 / 10MHz /16QAM

Lowest Band Edge / 1 RB



Highest Band Edge / 1 RB



Lowest Band Edge / Full RB



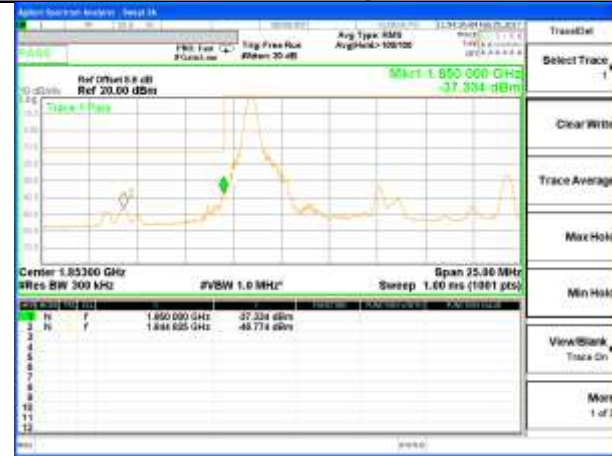
Highest Band Edge / Full RB



LTE band 2

LTE Band 2 / 15MHz /QPSK

Lowest Band Edge / 1 RB



Highest Band Edge / 1 RB



Lowest Band Edge / Full RB



Highest Band Edge / Full RB



LTE band 2

LTE Band 2 / 15MHz / 16QAM

Lowest Band Edge / 1 RB



Highest Band Edge / 1 RB



Lowest Band Edge / Full RB



Highest Band Edge / Full RB



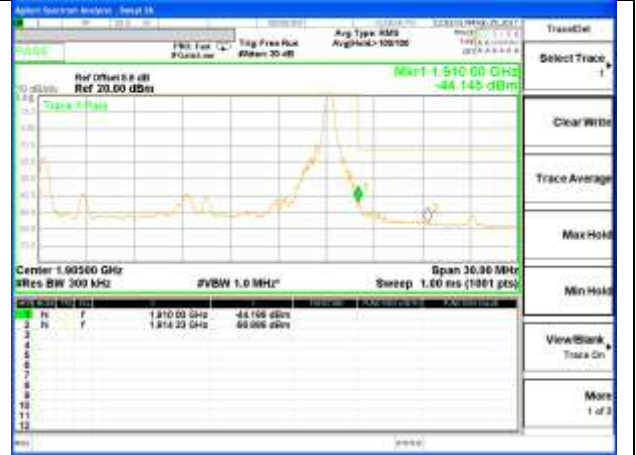
LTE band 2

LTE Band 2 / 20MHz /QPSK

Lowest Band Edge / 1 RB



Highest Band Edge / 1 RB



Lowest Band Edge / Full RB



Highest Band Edge / Full RB



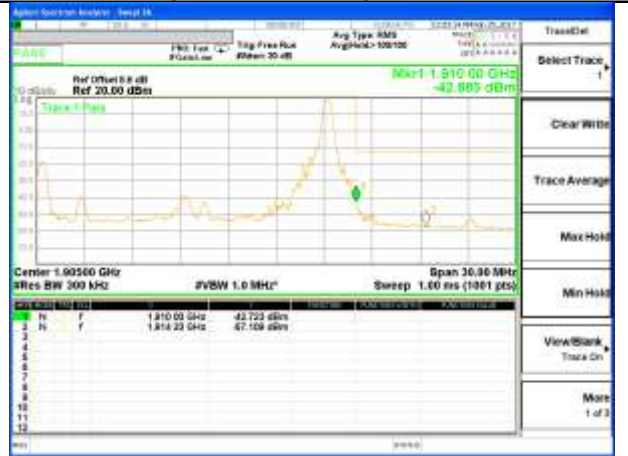
LTE band 2

LTE Band 2 / 20MHz /16QAM

Lowest Band Edge / 1 RB



Highest Band Edge / 1 RB



Lowest Band Edge / Full RB



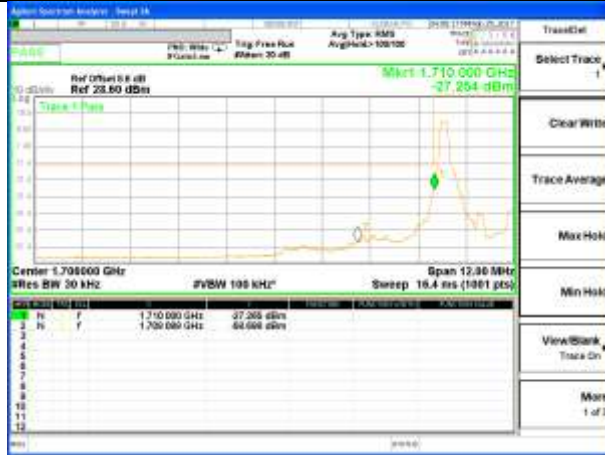
Highest Band Edge / Full RB



LTE band 4

LTE Band 4 / 1.4MHz /QPSK

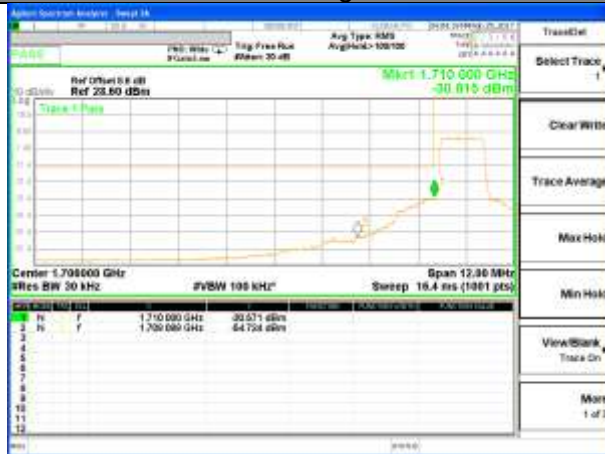
Lowest Band Edge / 1 RB



Highest Band Edge / 1 RB



Lowest Band Edge / Full RB



Highest Band Edge / Full RB



LTE band 4

LTE Band 4 / 1.4MHz /16QAM

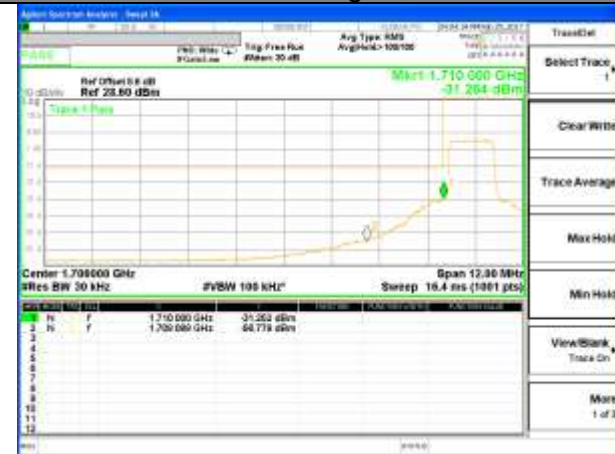
Lowest Band Edge / 1 RB



Highest Band Edge / 1 RB



Lowest Band Edge / Full RB



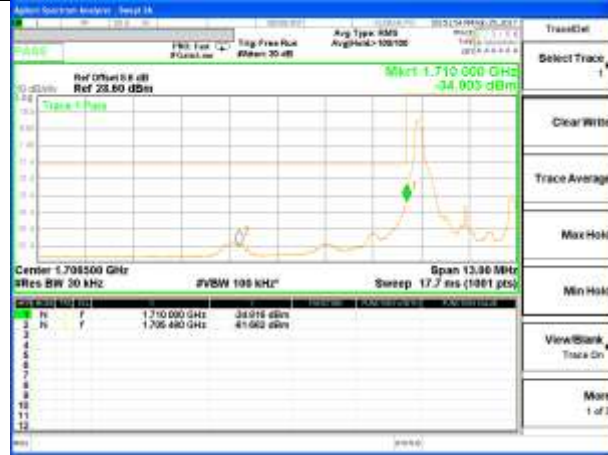
Highest Band Edge / Full RB



LTE band 4

LTE Band 4 / 3MHz /QPSK

Lowest Band Edge / 1 RB



Highest Band Edge / 1 RB



Lowest Band Edge / Full RB



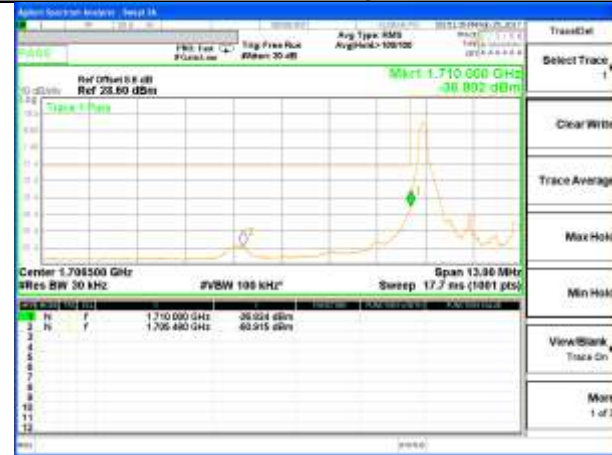
Highest Band Edge / Full RB



LTE band 4

LTE Band 4 / 3MHz / 16QAM

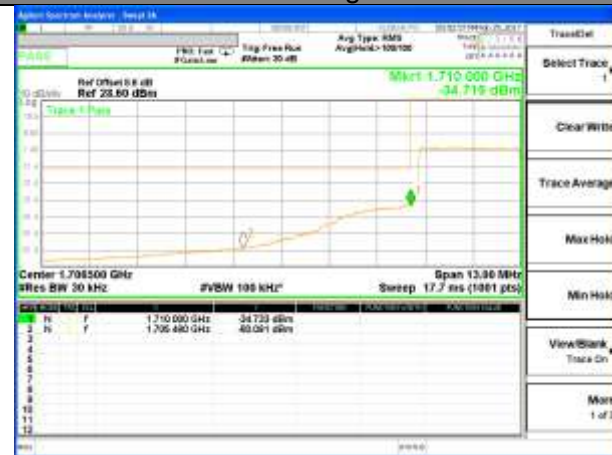
Lowest Band Edge / 1 RB



Highest Band Edge / 1 RB



Lowest Band Edge / Full RB



Highest Band Edge / Full RB



LTE band 4

LTE Band 4 / 5MHz / QPSK

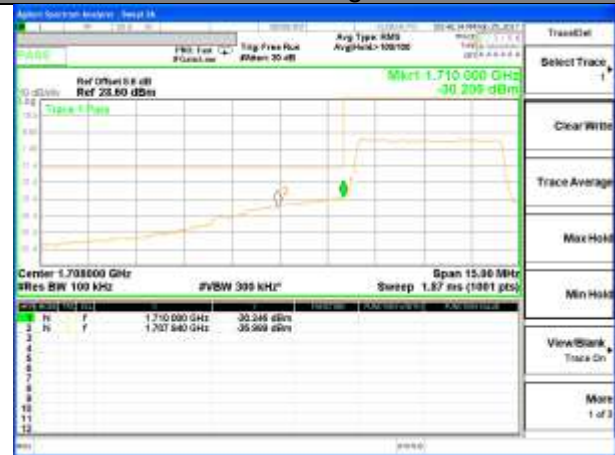
Lowest Band Edge / 1 RB



Highest Band Edge / 1 RB



Lowest Band Edge / Full RB



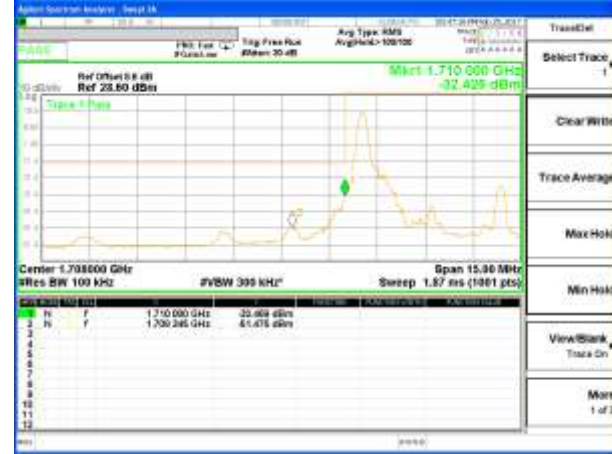
Highest Band Edge / Full RB



LTE band 4

LTE Band 4 / 5MHz / 16QAM

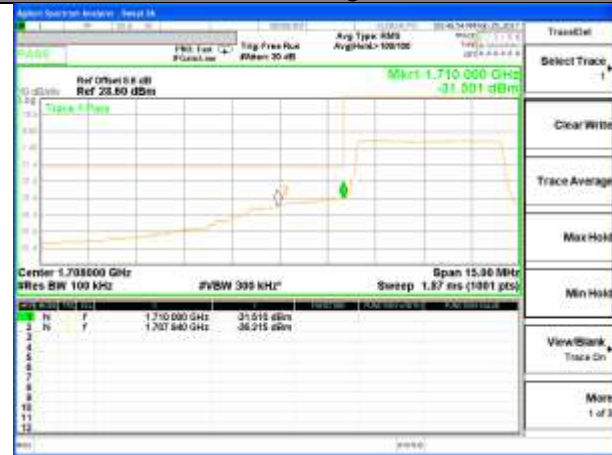
Lowest Band Edge / 1 RB



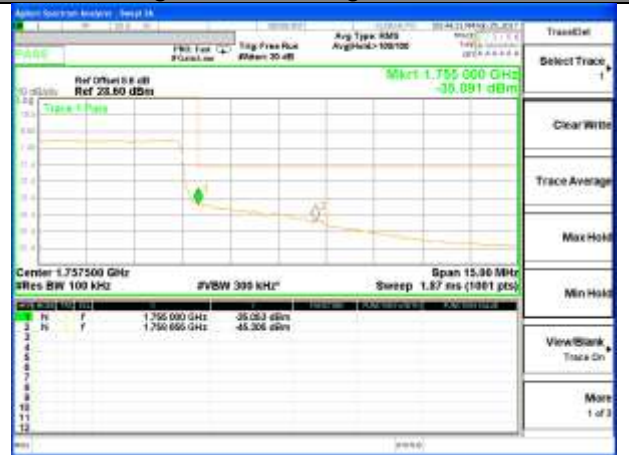
Highest Band Edge / 1 RB



Lowest Band Edge / Full RB



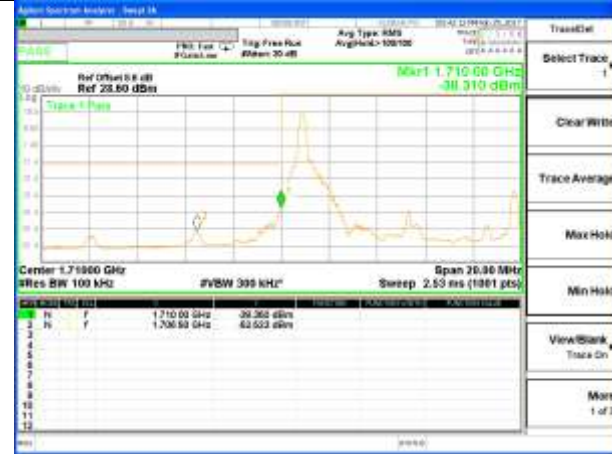
Highest Band Edge / Full RB



LTE band 4

LTE Band 4 / 10MHz /QPSK

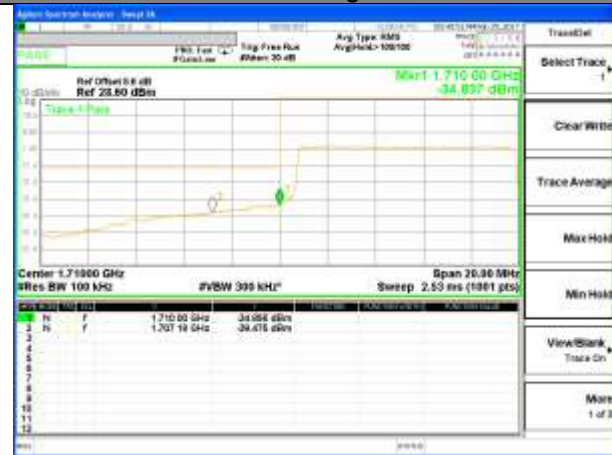
Lowest Band Edge / 1 RB



Highest Band Edge / 1 RB



Lowest Band Edge / Full RB



Highest Band Edge / Full RB



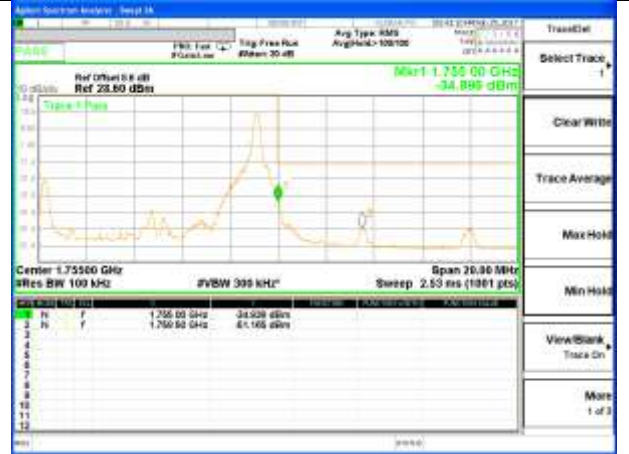
LTE band 4

LTE Band 4 / 10MHz /16QAM

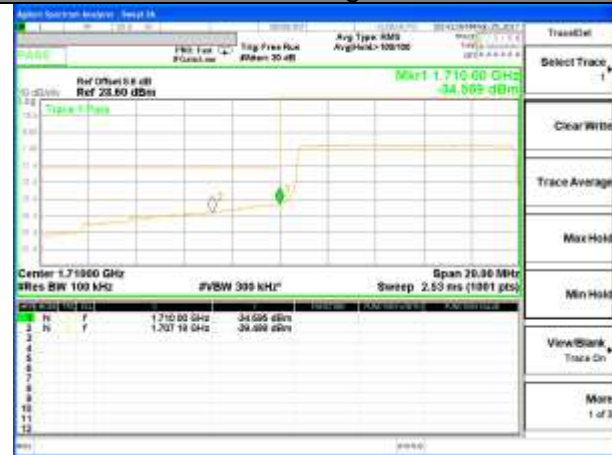
Lowest Band Edge / 1 RB



Highest Band Edge / 1 RB



Lowest Band Edge / Full RB



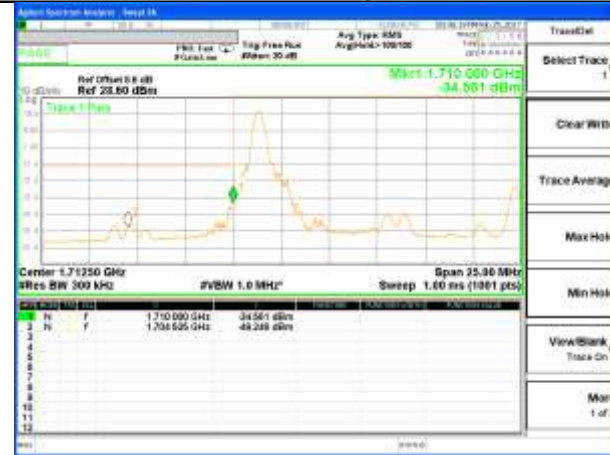
Highest Band Edge / Full RB



LTE band 4

LTE Band 4 / 15MHz /QPSK

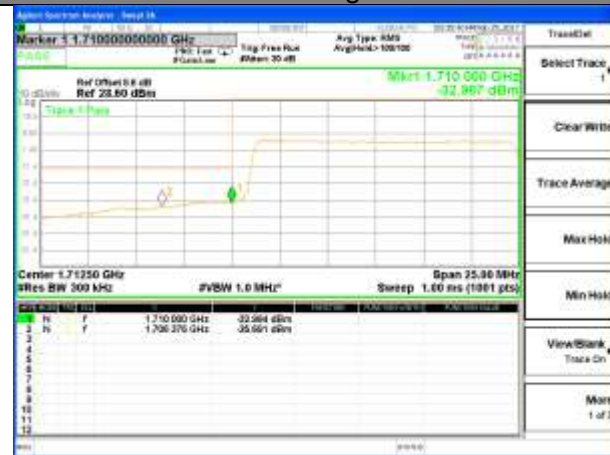
Lowest Band Edge / 1 RB



Highest Band Edge / 1 RB



Lowest Band Edge / Full RB



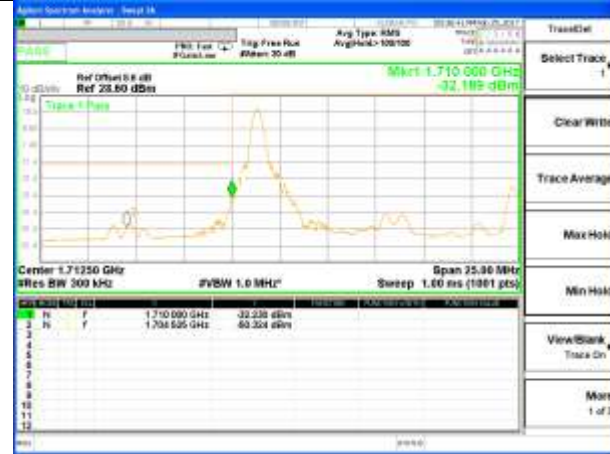
Highest Band Edge / Full RB



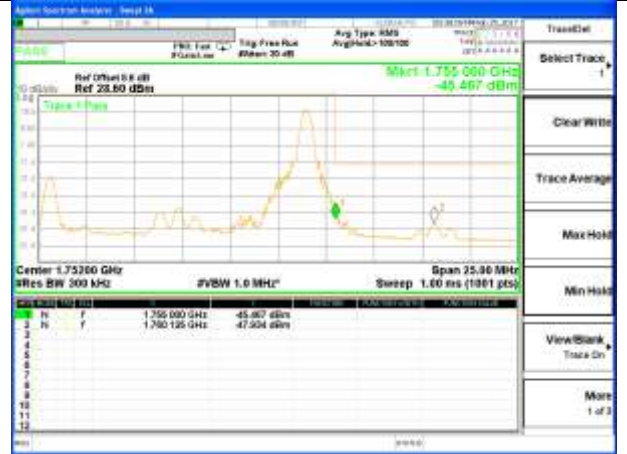
LTE band 4

LTE Band 4 / 15MHz / 16QAM

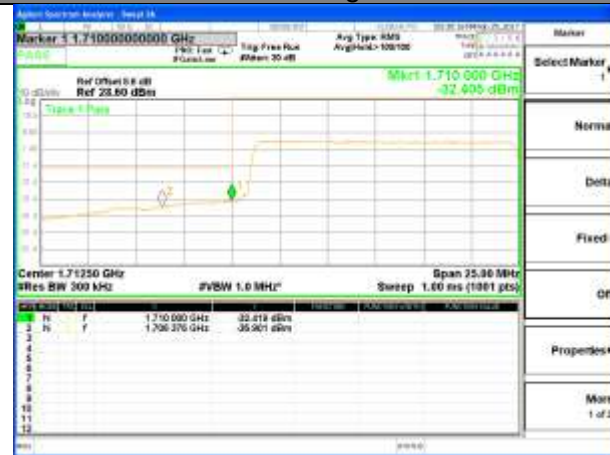
Lowest Band Edge / 1 RB



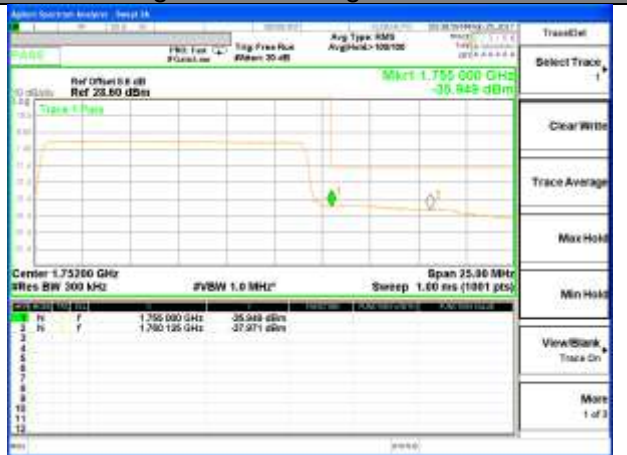
Highest Band Edge / 1 RB



Lowest Band Edge / Full RB



Highest Band Edge / Full RB



LTE band 4

LTE Band 4 / 20MHz /QPSK

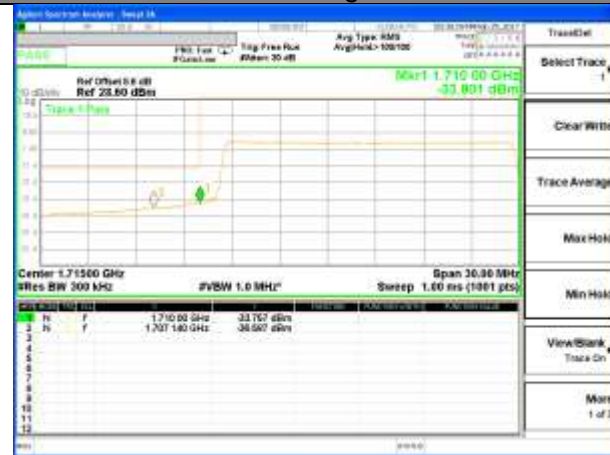
Lowest Band Edge / 1 RB



Highest Band Edge / 1 RB



Lowest Band Edge / Full RB



Highest Band Edge / Full RB



LTE band 4

LTE Band 4 / 20MHz / 16QAM

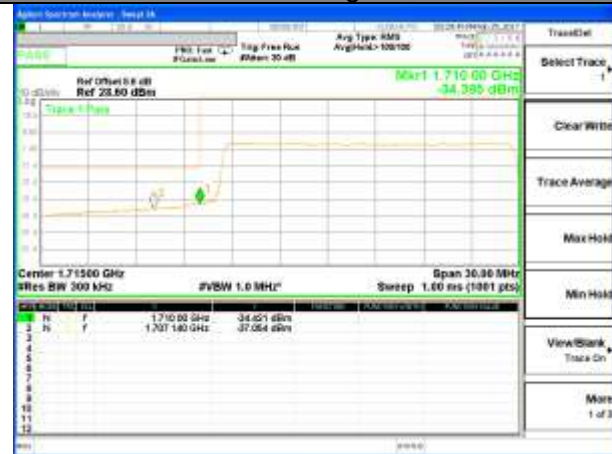
Lowest Band Edge / 1 RB



Highest Band Edge / 1 RB



Lowest Band Edge / Full RB



Highest Band Edge / Full RB



LTE band 5

LTE Band 5 / 1.4MHz /QPSK

Lowest Band Edge / 1 RB



Highest Band Edge / 1 RB



Lowest Band Edge / Full RB



Highest Band Edge / Full RB



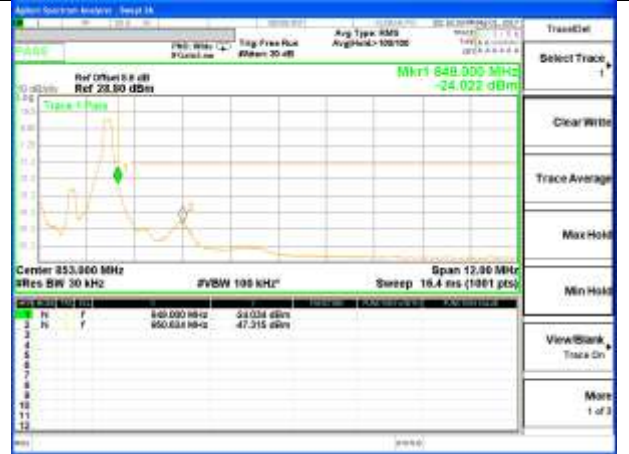
LTE band 5

LTE Band 5/ 1.4MHz /16QAM

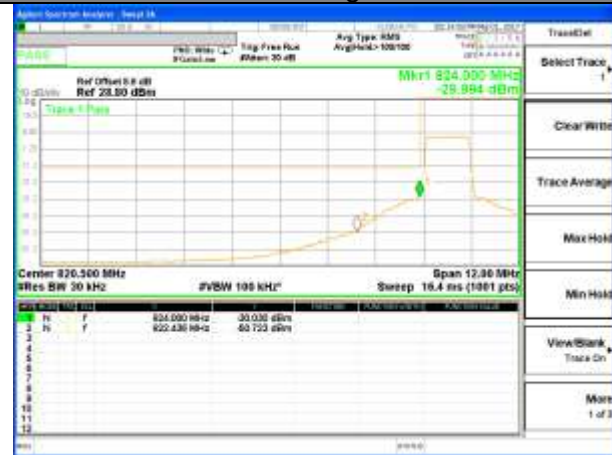
Lowest Band Edge / 1 RB



Highest Band Edge / 1 RB



Lowest Band Edge / Full RB



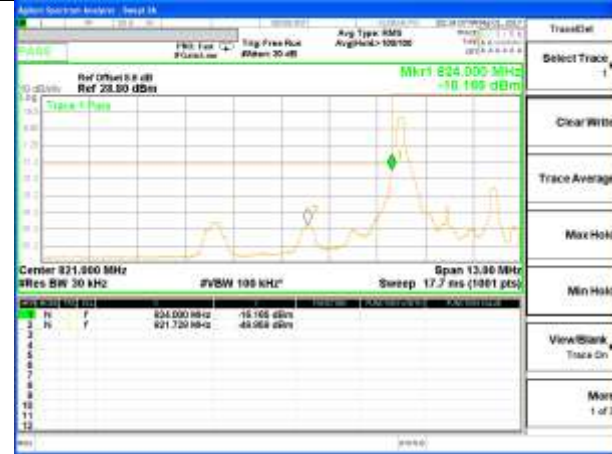
Highest Band Edge / Full RB



LTE band 5

LTE Band 5 / 3MHz / QPSK

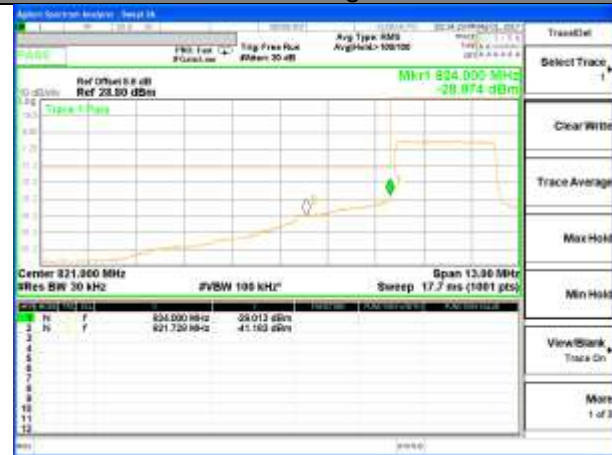
Lowest Band Edge / 1 RB



Highest Band Edge / 1 RB



Lowest Band Edge / Full RB



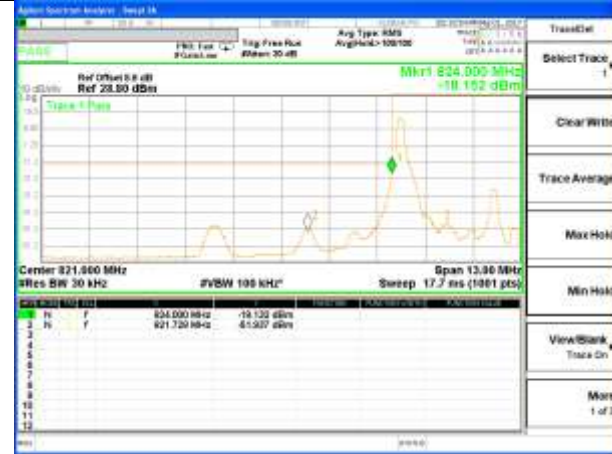
Highest Band Edge / Full RB



LTE band 5

LTE Band 5/ 3MHz /16QAM

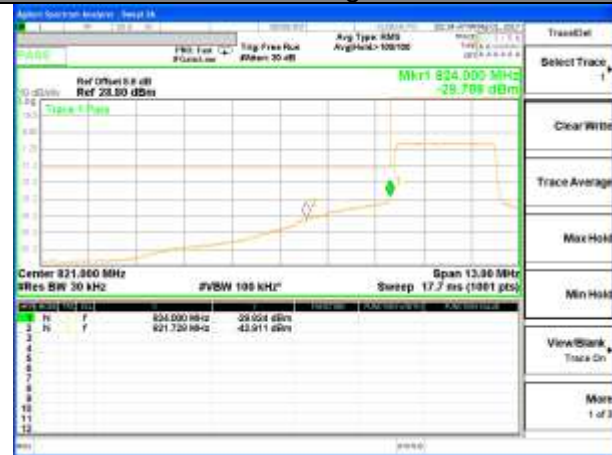
Lowest Band Edge / 1 RB



Highest Band Edge / 1 RB



Lowest Band Edge / Full RB



Highest Band Edge / Full RB



LTE band 5

LTE Band 5 / 5MHz / QPSK

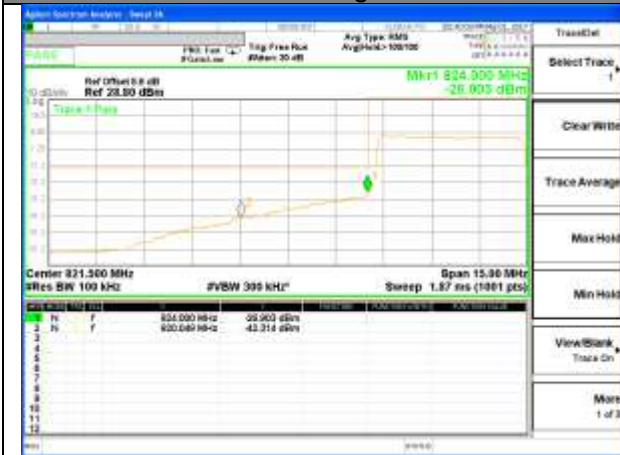
Lowest Band Edge / 1 RB



Highest Band Edge / 1 RB



Lowest Band Edge / Full RB



Highest Band Edge / Full RB



LTE band 5

LTE Band 5/ 5MHz /16QAM

Lowest Band Edge / 1 RB



Highest Band Edge / 1 RB



Lowest Band Edge / Full RB



Highest Band Edge / Full RB



LTE band 5

LTE Band 5 / 10MHz /QPSK

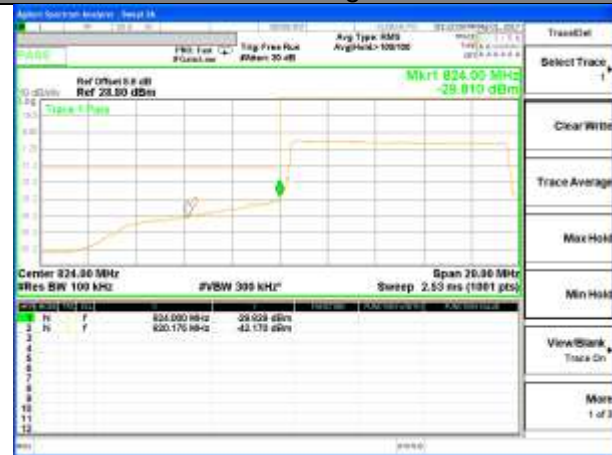
Lowest Band Edge / 1 RB



Highest Band Edge / 1 RB



Lowest Band Edge / Full RB



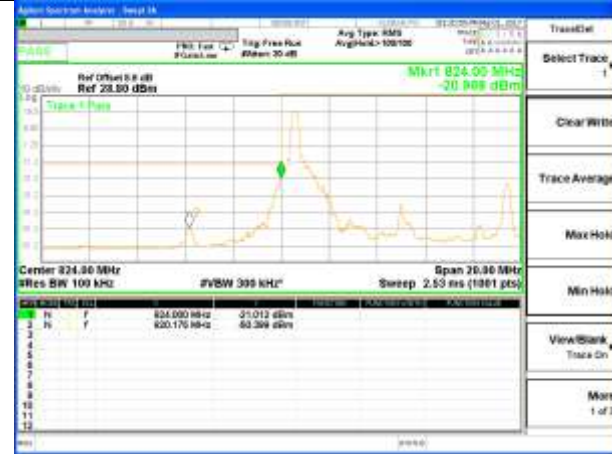
Highest Band Edge / Full RB



LTE band 5

LTE Band 5/ 10MHz /16QAM

Lowest Band Edge / 1 RB



Highest Band Edge / 1 RB



Lowest Band Edge / Full RB



Highest Band Edge / Full RB



LTE band 7

LTE Band 7 / 5MHz / QPSK

Lowest Band Edge / 1 RB



Highest Band Edge / 1 RB



Lowest Band Edge / Full RB



Highest Band Edge / Full RB



LTE band 7

LTE Band 7 / 5MHz /16QAM

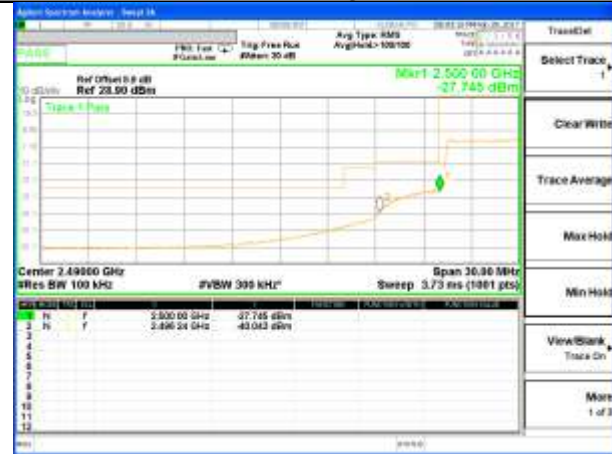
Lowest Band Edge / 1 RB



Highest Band Edge / 1 RB



Lowest Band Edge / Full RB



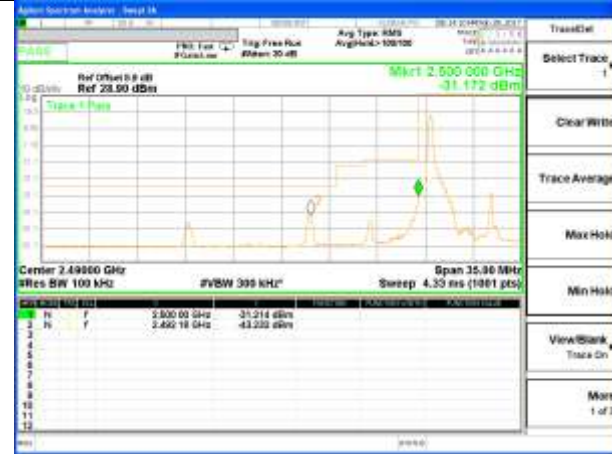
Highest Band Edge / Full RB



LTE band 7

LTE Band 7 / 10MHz /QPSK

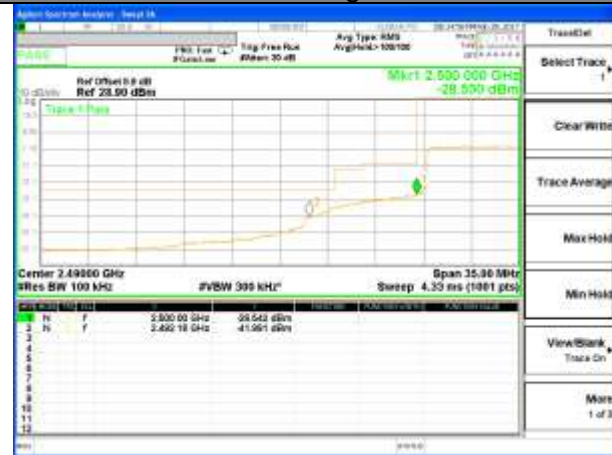
Lowest Band Edge / 1 RB



Highest Band Edge / 1 RB



Lowest Band Edge / Full RB



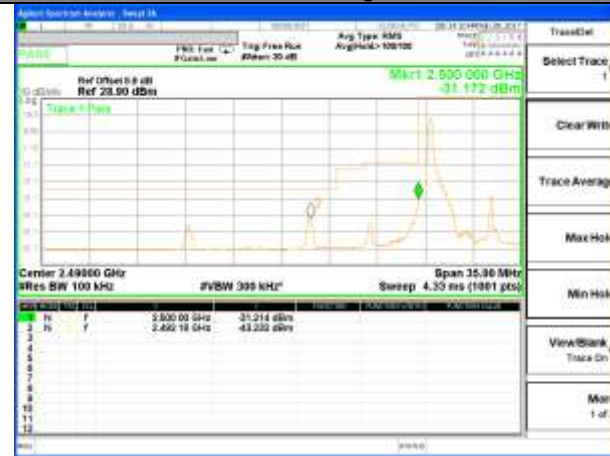
Highest Band Edge / Full RB



LTE band 7

LTE Band 7 / 10MHz /16QAM

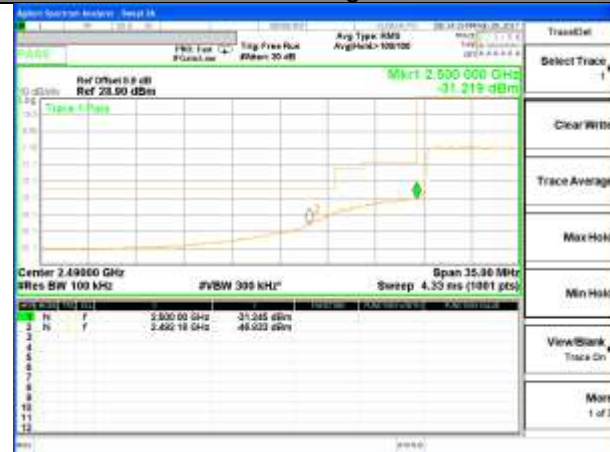
Lowest Band Edge / 1 RB



Highest Band Edge / 1 RB



Lowest Band Edge / Full RB



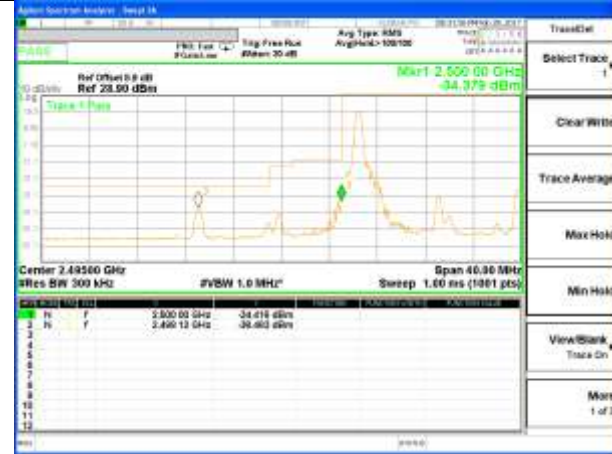
Highest Band Edge / Full RB



LTE band 7

LTE Band 7 / 15MHz /QPSK

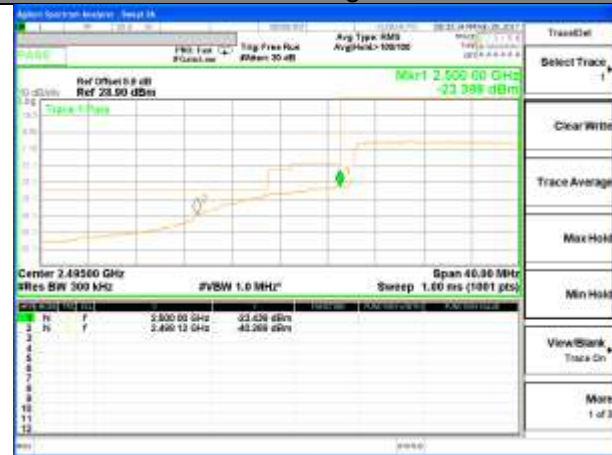
Lowest Band Edge / 1 RB



Highest Band Edge / 1 RB



Lowest Band Edge / Full RB



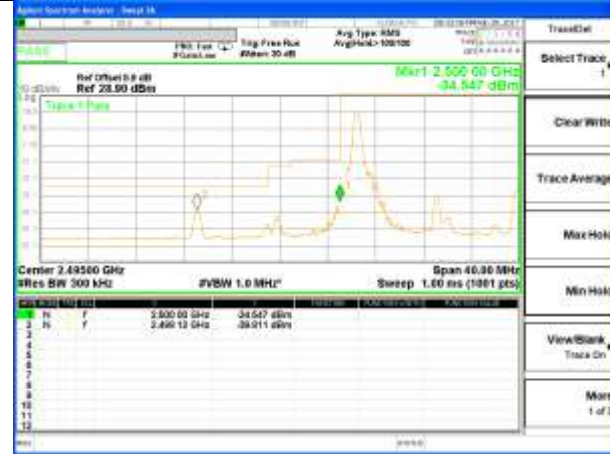
Highest Band Edge / Full RB



LTE band 7

LTE Band 7 / 15MHz / 16QAM

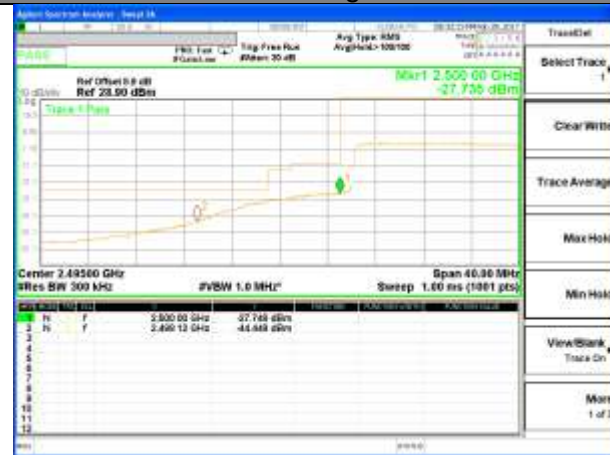
Lowest Band Edge / 1 RB



Highest Band Edge / 1 RB



Lowest Band Edge / Full RB



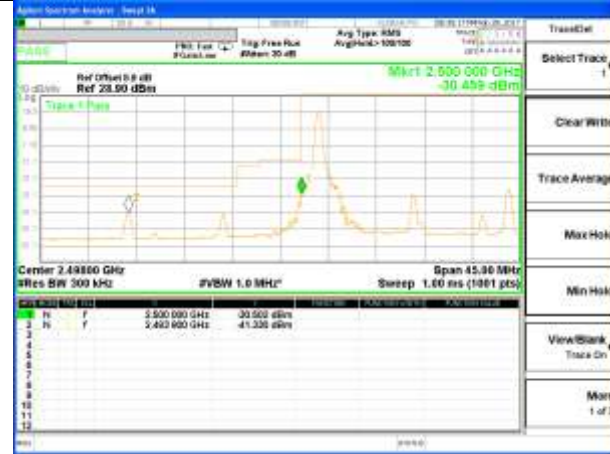
Highest Band Edge / Full RB



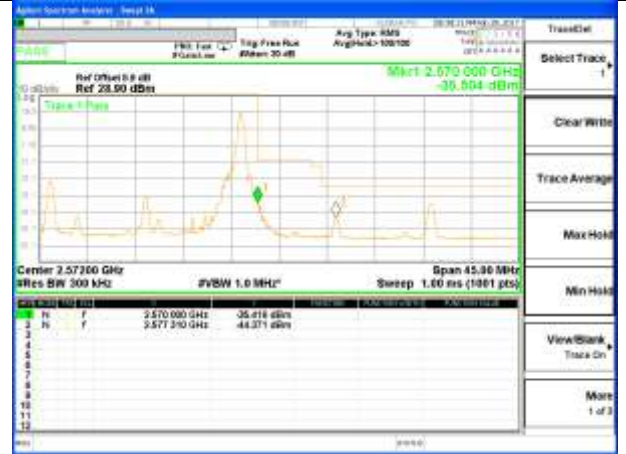
LTE band 7

LTE Band 7 / 20MHz /QPSK

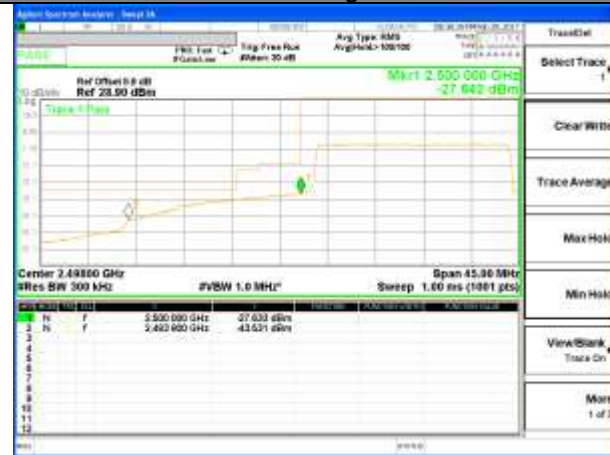
Lowest Band Edge / 1 RB



Highest Band Edge / 1 RB



Lowest Band Edge / Full RB



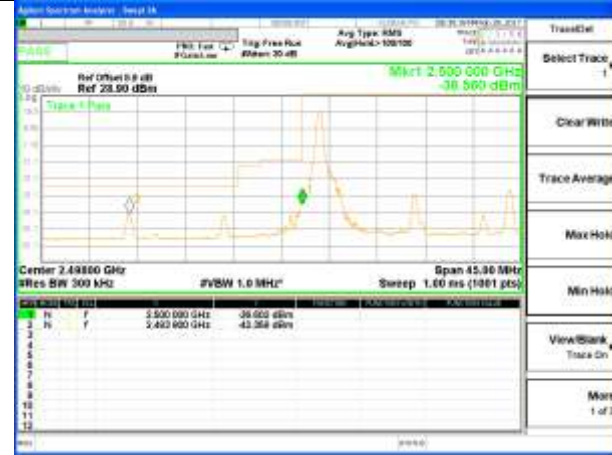
Highest Band Edge / Full RB



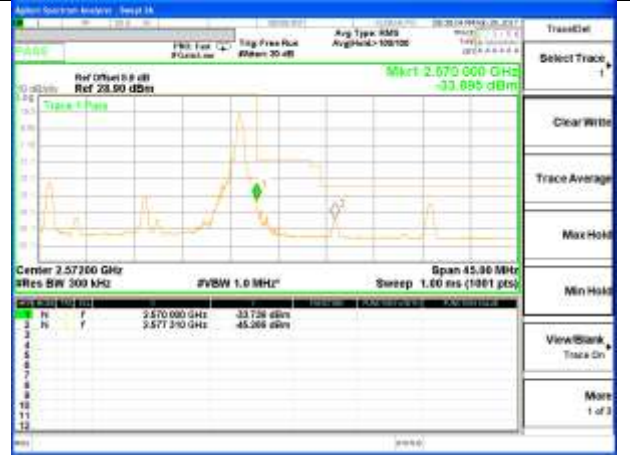
LTE band 7

LTE Band 7 / 20MHz / 16QAM

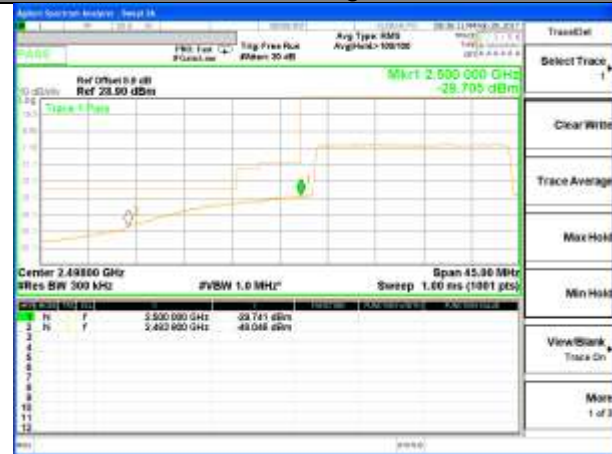
Lowest Band Edge / 1 RB



Highest Band Edge / 1 RB



Lowest Band Edge / Full RB



Highest Band Edge / Full RB



LTE band 12

LTE Band 12 / 1.4MHz /QPSK

Lowest Band Edge / 1 RB



Highest Band Edge / 1 RB



Lowest Band Edge / Full RB



Highest Band Edge / Full RB



LTE band 12

LTE Band 12/ 1.4MHz /16QAM

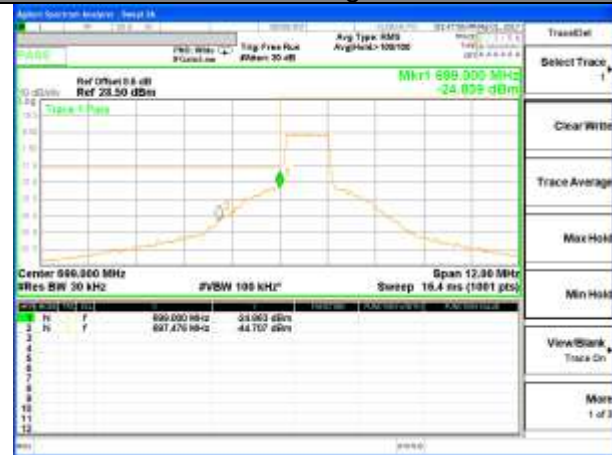
Lowest Band Edge / 1 RB



Highest Band Edge / 1 RB



Lowest Band Edge / Full RB



Highest Band Edge / Full RB



LTE band 12

LTE Band 12 / 3MHz /QPSK

Lowest Band Edge / 1 RB



Highest Band Edge / 1 RB



Lowest Band Edge / Full RB



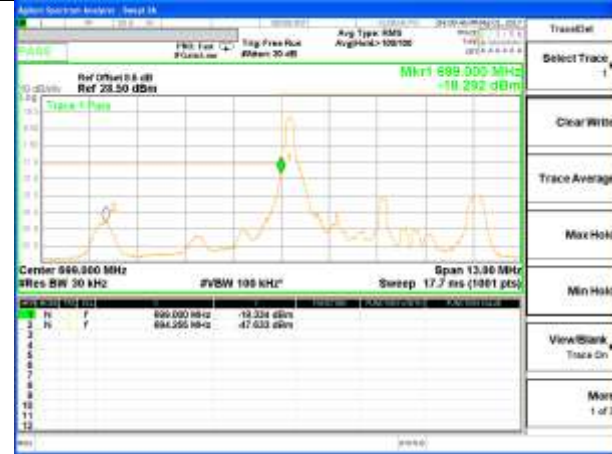
Highest Band Edge / Full RB



LTE band 12

LTE Band 12/ 3MHz /16QAM

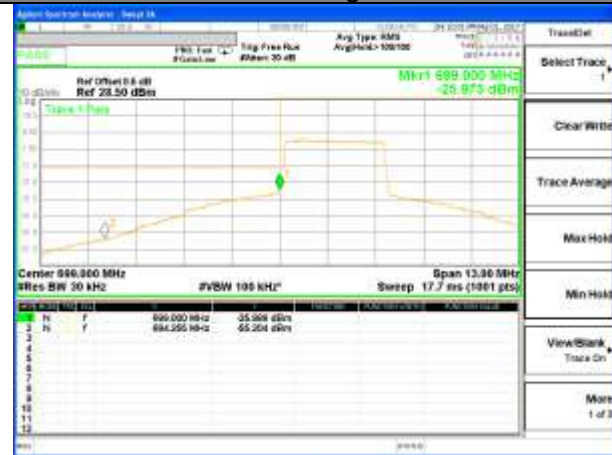
Lowest Band Edge / 1 RB



Highest Band Edge / 1 RB



Lowest Band Edge / Full RB



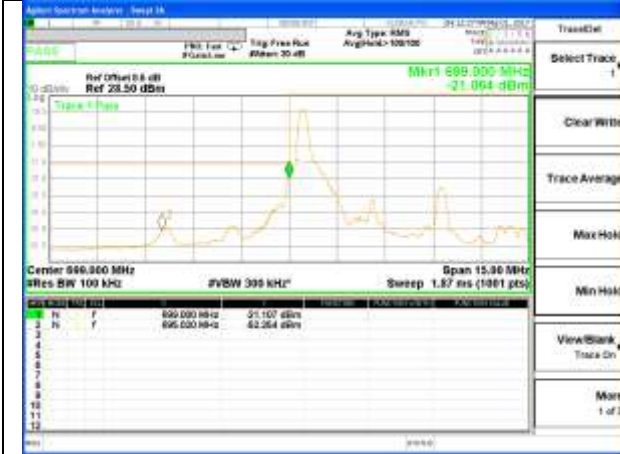
Highest Band Edge / Full RB



LTE band 12

LTE Band 12 / 5MHz /QPSK

Lowest Band Edge / 1 RB



Highest Band Edge / 1 RB



Lowest Band Edge / Full RB



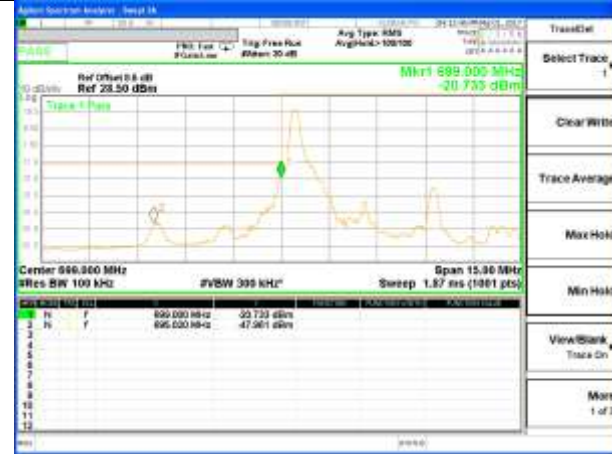
Highest Band Edge / Full RB



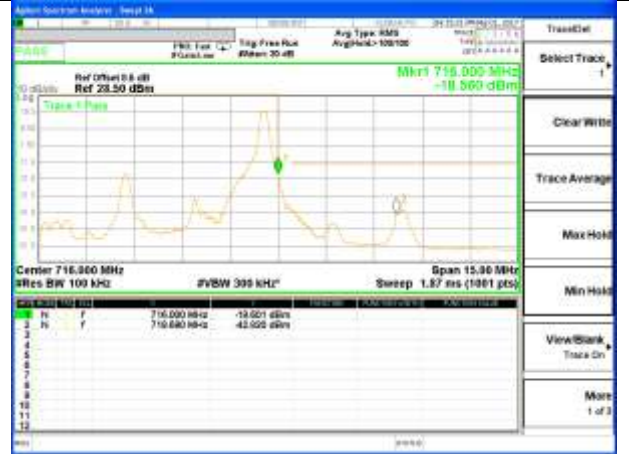
LTE band 12

LTE Band 12/ 5MHz /16QAM

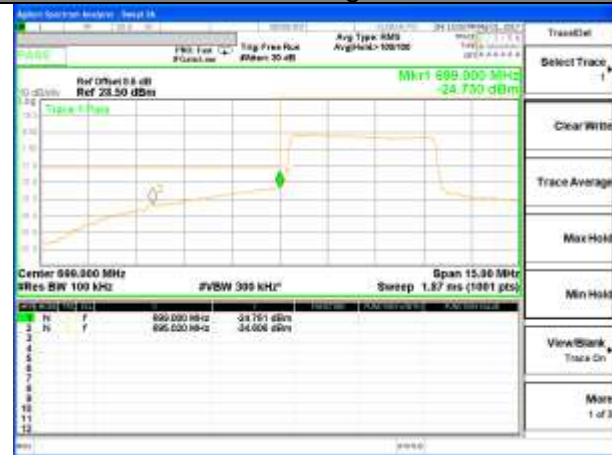
Lowest Band Edge / 1 RB



Highest Band Edge / 1 RB



Lowest Band Edge / Full RB



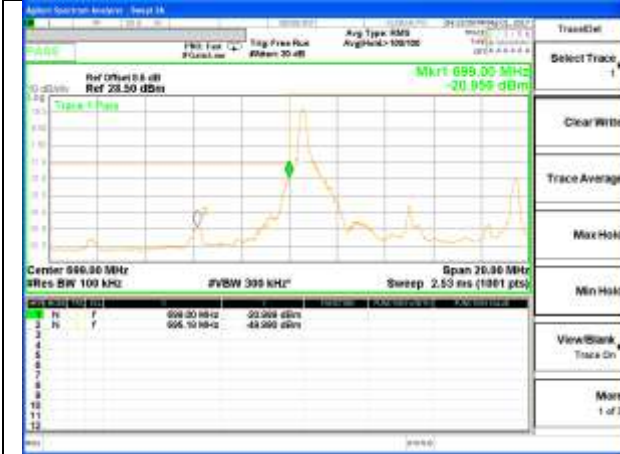
Highest Band Edge / Full RB



LTE band 12

LTE Band 12 / 10MHz /QPSK

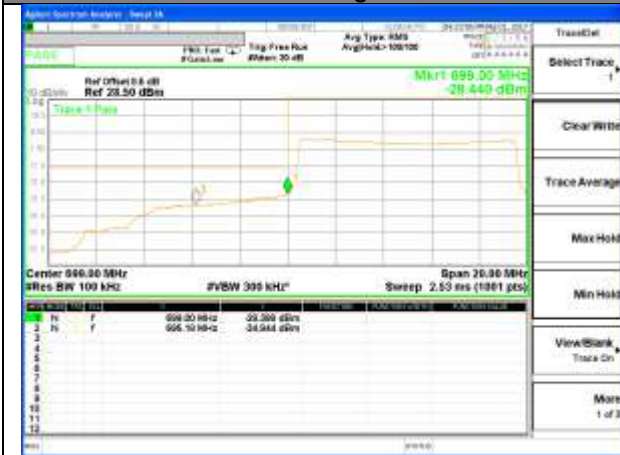
Lowest Band Edge / 1 RB



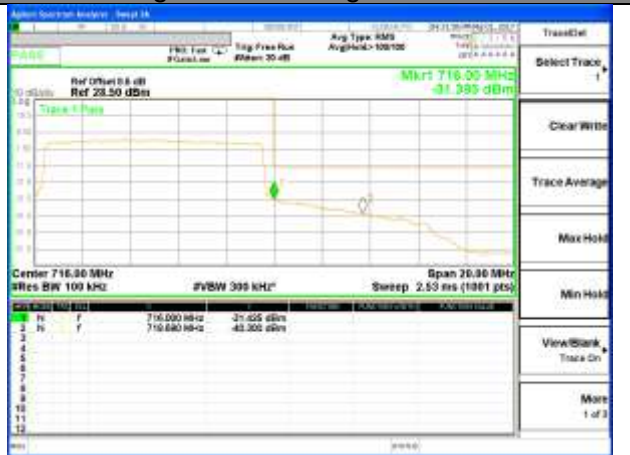
Highest Band Edge / 1 RB



Lowest Band Edge / Full RB



Highest Band Edge / Full RB



LTE band 12

LTE Band 12/ 10MHz /16QAM

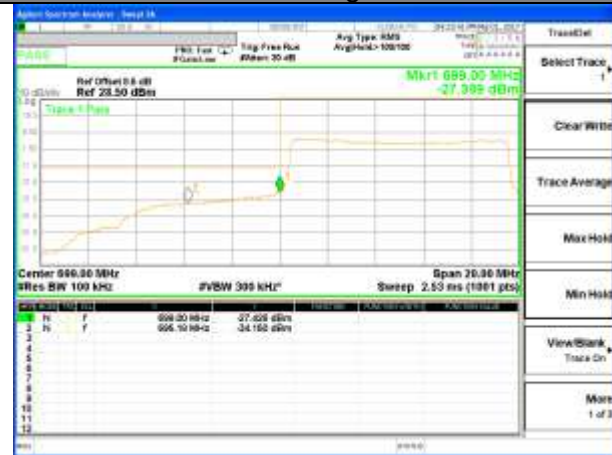
Lowest Band Edge / 1 RB



Highest Band Edge / 1 RB



Lowest Band Edge / Full RB



Highest Band Edge / Full RB



LTE BAND 17

LTE Band 17 / 5MHz /QPSK

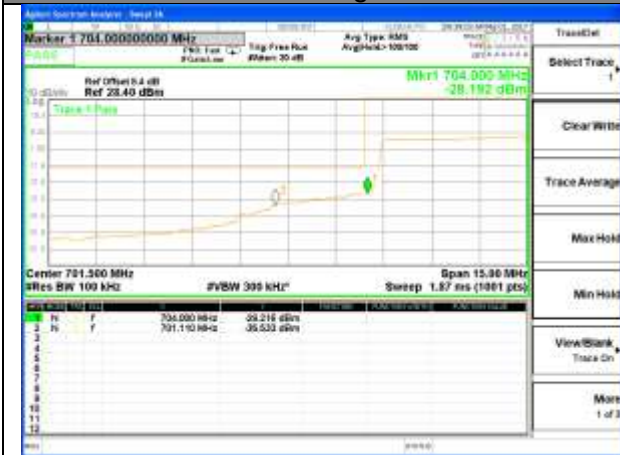
Lowest Band Edge / 1 RB



Highest Band Edge / 1 RB



Lowest Band Edge / Full RB



Highest Band Edge / Full RB



LTE BAND 17

LTE Band 17 / 5MHz /16QAM

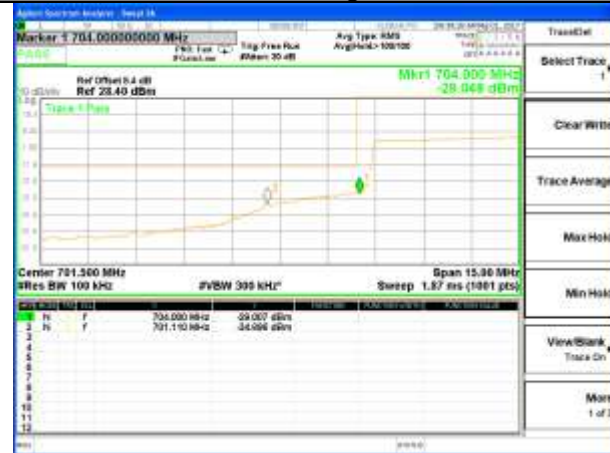
Lowest Band Edge / 1 RB



Highest Band Edge / 1 RB



Lowest Band Edge / Full RB



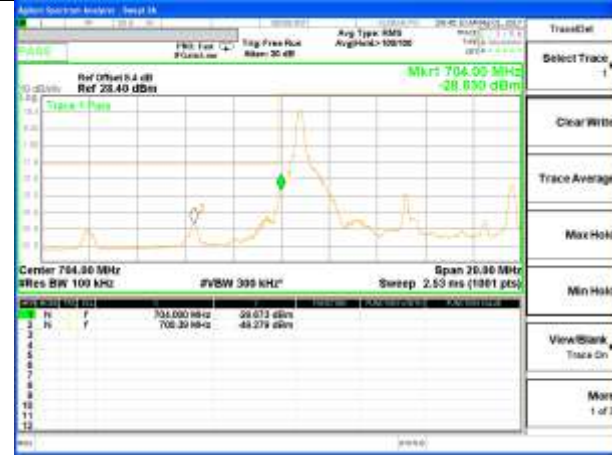
Highest Band Edge / Full RB



LTE BAND 17

LTE Band 17 / 10MHz /QPSK

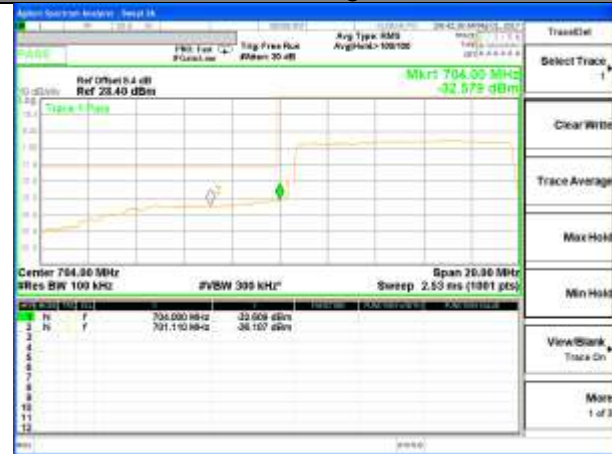
Lowest Band Edge / 1 RB



Highest Band Edge / 1 RB



Lowest Band Edge / Full RB



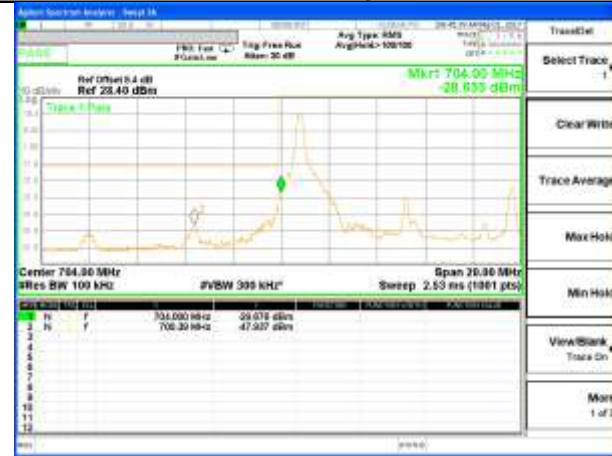
Highest Band Edge / Full RB



LTE BAND 17

LTE Band 17 / 10MHz /16QAM

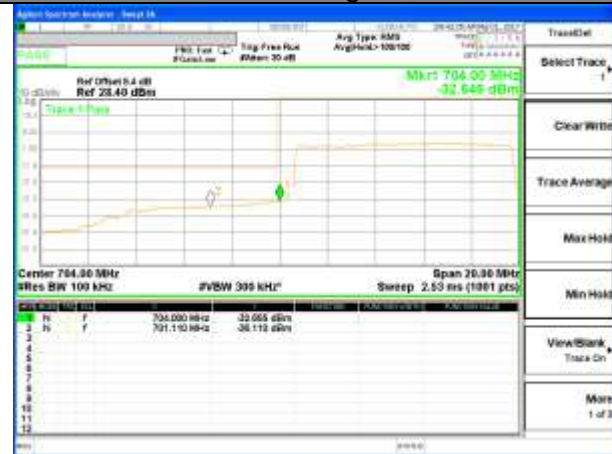
Lowest Band Edge / 1 RB



Highest Band Edge / 1 RB



Lowest Band Edge / Full RB



Highest Band Edge / Full RB

