



SAR TEST REPORT

Product Name: Smart phone

Model Name: Luna

FCC ID: 2AK6CLUNA

Issued For : Shanghai Unihertz E-Commerce Co., Ltd

Room 308, Building C, 508 Chundong Rd, Minhang district
Shanghai, China 201108

Issued By : Shenzhen LGT Test Service Co., Ltd.

Room 205, Building 13, Zone B, Chen Hsong Industrial Park,
No.177 Renmin West Road, Jinsha Community, Kengzi
Street, Pingshan New District, Shenzhen, China

Report Number: LGT23B10HA01

Sample Received Date: Feb 10, 2023

Date of Test: Feb 16, 2023~ Mar. 10, 2023

Date of Issue: Mar. 16, 2023

Head: 0.673 W/kg

Max. SAR (1g):

Body: 0.718 W/kg

The test report is effective only with both signature and specialized stamp. This report shall not be reproduced except in full without the written approval of the Laboratory. The results in this report only apply to the tested sample.



Table of Contents

| | |
|--|------------|
| 1. General Information | 5 |
| 1.1 EUT Description | 5 |
| 1.2 Test Environment | 7 |
| 1.3 Test Factory | 7 |
| 2. Test Standards and Limits | 8 |
| 3. SAR Measurement System | 9 |
| 3.1 Definition of Specific Absorption Rate (SAR) | 9 |
| 3.2 SAR System | 9 |
| 4. Tissue Simulating Liquids | 12 |
| 4.1 Simulating Liquids Parameter Check | 12 |
| 5. SAR System Validation | 14 |
| 5.1 Validation System | 14 |
| 5.2 Validation Result | 15 |
| 6. SAR Evaluation Procedures | 16 |
| 7. EUT Antenna Location Sketch | 17 |
| 7.1 SAR test exclusion consider table | 18 |
| 8. EUT Test Position | 26 |
| 8.1 Define Two Imaginary Lines on the Handset | 26 |
| 8.2 Hotspot mode exposure position condition | 27 |
| 9. Uncertainty | 28 |
| 9.1 Measurement Uncertainty | 28 |
| 9.2 System validation uncertainty | 29 |
| 10. Conducted Power Measurement | 30 |
| 10.1 Test Result: | 30 |
| 11. EUT and Test Setup Photo | 67 |
| 11.1 EUT Photos | 67 |
| 11.2 Setup Photos | 70 |
| 12. SAR Result Summary | 76 |
| 12.1 Head SAR | 76 |
| 12.2 Body-worn and Hotspot SAR | 81 |
| 13. Equipment List | 89 |
| Appendix A. System Validation Plots | 90 |
| Appendix B. SAR Test Plots | 116 |
| Appendix C. Probe Calibration and Dipole Calibration Report | 168 |



Revision History

| Rev. | Issue Date | Contents |
|------|---------------|---------------|
| 00 | Mar. 16, 2023 | Initial Issue |
| | | |



TEST REPORT CERTIFICATION

Applicant Shanghai Unihertz E-Commerce Co., Ltd
Address Room 308, Building C, 508 Chundong Rd, Minhang district
Shanghai, China 201108

Manufacture Shenzhen OBLUE Communication Technology Co.,Ltd.
Address Room 702, Hepingdayou industrial and trade industrial
park, No. 41, Yonghe Road, Heping Community, Fuhai
Street, Baoan District, Shenzhen City,China

Product Name Smart phone

Trademark Unihertz, iHunt, 8849

Model Name Luna

Sample number LGT2302006

| APPLICABLE STANDARDS | |
|--|--------------|
| STANDARD | TEST RESULTS |
| ANSI/IEEE Std. C95.1-1992 FCC 47 CFR Part 2 (2.1093) IEEE 1528: 2013 | PASS |

Prepared by:

Zane Shan

Zane Shan
Engineer

Approved by:

Vita Li

Vita Li
Manager





1. General Information

Environmental evaluation measurements of specific absorption rate (SAR) distributions in emulated human head and body tissues exposed to radio frequency (RF) radiation from wireless portable devices for compliance with the rules and regulations of the U.S. Federal Communications Commission (FCC).

1.1 EUT Description

| | |
|-------------------------|--|
| Product Name | Smart phone |
| Trademark | Unihertz, iHunt, 8849 |
| Model Name | Luna |
| Series Model | N/A |
| Model Difference | N/A |
| Device Category | Portable |
| Product stage | Production unit |
| RF Exposure Environment | General Population / Uncontrolled |
| IMEI | IMEI 1: 354628530000793 IMEI 2: 354628530000801 |
| Hardware Version | G68_V1.1 |
| Software Version | Luna_2023013113 |
| Frequency Range | GSM 850: 824 MHz ~ 849 MHz PCS 1900: 1850 MHz ~ 1910 MHz WCDMA Band II: 1850 MHz ~ 1910 MHz WCDMA Band IV: 1710 MHz ~ 1755 MHz WCDMA Band V: 824 MHz ~ 849 MHz CDMA&EVDO: BC0: 824.70 MHz~ 848.31 MHz BC1: 1851.25 MHz~ 1908.75 MHz LTE Band 2: 1850 MHz ~ 1910 MHz LTE Band 4: 1710 MHz ~ 1755 MHz LTE Band 5: 824 MHz ~ 849 MHz LTE Band 7: 2500 MHz ~ 2570 MHz LTE Band 12: 699 MHz ~ 716 MHz LTE Band 13: 777 MHz ~ 787 MHz LTE Band 17: 704 MHz ~ 716 MHz LTE Band 25: 1850 MHz ~ 1915 MHz LTE Band 26: 824 MHz ~ 849 MHz / 814-824 LTE Band 38: 2570 MHz ~ 2620 MHz LTE Band 40: 2305 MHz ~ 2315 MHz / 2350-2360 MHz LTE Band 41: 2555 MHz ~ 2655 MHz LTE Band 66: 1710 MHz ~ 1780 MHz WLAN 802.11b/g/n20: 2412 MHz ~ 2462 MHz WLAN 802.11n40: 2422 MHz ~ 2452 MHz WLAN 802.11a/n20/n40/ac20/ac40/ac80: 5150 MHz ~ 5250 MHz WLAN 802.11a/n20/n40/ac20/ac40/ac80: 5250 MHz ~ 5350 MHz WLAN 802.11a/n20/n40/ac20/ac40/ac80: 5470 MHz ~ 5725 MHz WLAN 802.11a/n20/n40/ac20/ac40/ac80: 5725 MHz ~ 5850 MHz Bluetooth: 2402 MHz ~ 2480 MHz |



| | Mode | Head (W/ kg) | Body Worn and Hotspot (W/ kg) |
|--|--|--------------|-------------------------------|
| Max. Reported SAR(1g): (Limit:1.6W/kg) Test distance: Head:0mm Body:10mm | GSM 850 | 0.082 | 0.189 |
| | PCS 1900 | 0.028 | 0.624 |
| | WCDMA Band II | 0.027 | 0.417 |
| | WCDMA Band IV | 0.034 | 0.553 |
| | WCDMA Band V | 0.026 | 0.105 |
| | CDMA BC0 | 0.030 | 0.036 |
| | CDMA BC1 | 0.029 | 0.240 |
| | LTE Band 2 | 0.035 | 0.478 |
| | LTE Band 4 | 0.059 | 0.586 |
| | LTE Band 5 | 0.089 | 0.119 |
| | LTE Band 7 | 0.021 | 0.646 |
| | LTE Band 12 | 0.059 | 0.133 |
| | LTE Band 13 | 0.076 | 0.082 |
| | LTE Band 17 | 0.038 | 0.117 |
| | LTE Band 25 | 0.066 | 0.718 |
| | LTE Band 26 | 0.056 | 0.143 |
| | LTE Band 38 | 0.043 | 0.111 |
| | LTE Band 40 | 0.044 | 0.212 |
| | LTE Band 41 | 0.111 | 0.226 |
| | LTE Band 66 | 0.037 | 0.505 |
| 2.4G WLAN | 0.146 | 0.031 | |
| Bluetooth | 0.149 | 0.058 | |
| 5.2G WLAN | 0.590 | 0.205 | |
| 5.3G WLAN | 0.611 | 0.175 | |
| 5.6G WLAN | 0.673 | 0.275 | |
| 5.8G WLAN | 0.540 | 0.170 | |
| 1-g Sum SAR | | 0.784 | 0.993 |
| Battery | Rated Voltage:3.87V Capacity: 5000mAh | | |
| Description test modes | SIM 1 and SIM 2 is a chipset unit and tested as single chipset, SIM 1 is used to tested | | |
| Operating Mode: | GSM: GSM Voice; GPRS/EGPRS Class 12 WCDMA: RMC, HSDPA, HSUPA Release 6 LTE: QPSK, 16QAM 2.4G WLAN: 802.11b(DSSS): CCK, DQPSK, DBPSK 802.11g(OFDM): BPSK, QPSK,16-QAM,64-QAM 802.11n(OFDM): BPSK, QPSK,16-QAM,64-QAM 5G WLAN: 802.11a(OFDM): BPSK, QPSK,16-QAM,64-QAM 802.11n(OFDM): BPSK, QPSK,16-QAM,64-QAM 802.11ac (OFDM): BPSK, QPSK,16-QAM,64-QAM,256-QAM Bluetooth: GFSK + π /4DQPSK+8DPSK BLE: GFSK | | |
| Antenna Specification | GSM/WCDMA/LTE: PIFA Antenna Bluetooth: PIFA Antenna WLAN: PIFA Antenna | | |
| Operating Mode | Maximum continuous output | | |
| SIM Card | Support dual-SIM, dual standby, the multiple SIM card with two lines cannot trans mitting at the same time | | |
| Hotspot Mode | Support | | |
| DTM Mode | Not Support | | |



1.2 Test Environment

Ambient conditions in the SAR laboratory:

| Items | Required |
|------------------|----------|
| Temperature (°C) | 18-25 |
| Humidity (%RH) | 30-70 |

1.3 Test Factory

| | |
|---------------------------|---|
| Company Name: | Shenzhen LGT Test Service Co., Ltd. |
| Address: | Room 205, Building 13, Zone B, Chen Hsong Industrial Park, No.177 Renmin West Road, Jinsha Community, Kengzi Street, Pingshan New District, Shenzhen, China |
| Accreditation Certificate | FCC Registration No.: 746540 |
| | A2LA Certificate No.: 6727.01 |
| | IC Registration No.: CN0136 |



2. Test Standards and Limits

| No. | Identity | Document Title |
|-----|-------------------------------------|---|
| 1 | 47 CFR Part 2 | Frequency Allocations and Radio Treaty Matters; General Rules and Regulations |
| 2 | ANSI/IEEE Std. C95.1-1992 | IEEE Standard for Safety Levels with Respect to Human Exposure to Radio Frequency Electromagnetic Fields, 3 kHz to 300 GHz |
| 3 | IEEE Std. 1528-2013 | Recommended Practice for Determining the Peak Spatial-Average Specific Absorption Rate (SAR) in the Human Head from Wireless Communications Devices: Measurement Techniques |
| 4 | FCC KDB 447498 D04 v01 | RF Exposure Procedures and Equipment Authorization Policies for Mobile and Portable Devices |
| 5 | FCC KDB 865664 D01 v01r04 | SAR Measurement 100 MHz to 6 GHz |
| 6 | FCC KDB 865664 D02 v01r02 | RF Exposure Reporting |
| 7 | FCC KDB 941225 D01 v03r01 | SAR Measurement Procedures for 3G Devices |
| 8 | FCC KDB 941225 D05 v02r05 | SAR for LTE Devices |
| 9 | FCC KDB 941225 D06 v02r01 | Hotspot Mode SAR |
| 10 | FCC KDB 648474 D04 v01r03 | SAR Evaluation Considerations for Wireless Handsets |
| 11 | FCC KDB 248227 D01 Wi-Fi SAR v02r02 | SAR Considerations for 802.11 Devices |

(A). Limits for Occupational/Controlled Exposure (W/kg)

Whole-Body Partial-Body Hands, Wrists, Feet and Ankles

0.4 8.0 20.0

(B). Limits for General Population/Uncontrolled Exposure (W/kg)

Whole-Body Partial-Body Hands, Wrists, Feet and Ankles

0.08 1.6 4.0

NOTE: Whole-Body SAR is averaged over the entire body, partial-body SAR is averaged over any 1 gram of tissue defined as a tissue volume in the shape of a cube. SAR for hands, wrists, feet and ankles is averaged over any 10 grams of tissue defined as a tissue volume in the shape of a cube.

Population/Uncontrolled Environments:

Are defined as locations where there is the exposure of individuals who have no knowledge or control of their exposure.

Occupational/Controlled Environments:

Are defined as locations where there is exposure that may be incurred by people who are aware of the potential for exposure, (i.e. as a result of employment or occupation).

NOTE
GENERAL POPULATION/UNCONTROLLED EXPOSURE
PARTIAL BODY LIMIT
1.6 W/kg



3. SAR Measurement System

3.1 Definition of Specific Absorption Rate (SAR)

SAR is related to the rate at which energy is absorbed per unit mass in an object exposed to a radio field. The SAR distribution in a biological body is complicated and is usually carried out by experimental techniques or numerical modeling. The standard recommends limits for two tiers of groups, occupational/controlled and general population/uncontrolled, based on a person's awareness and ability to exercise control over his or her exposure. In general, occupational/controlled exposure limits are higher than the limits for general population/uncontrolled.

The SAR definition is the time derivative (rate) of the incremental energy (dW) absorbed by (dissipated in) an incremental mass (dm) contained in a volume element (dv) of a given density (ρ). The equation description is as below:

$$SAR = \frac{d}{dt} \left(\frac{dW}{dm} \right) = \frac{d}{dt} \left(\frac{dW}{\rho dv} \right)$$

SAR is expressed in units of Watts per kilogram (W/kg) SAR measurement can be related to the electrical field in the tissue by

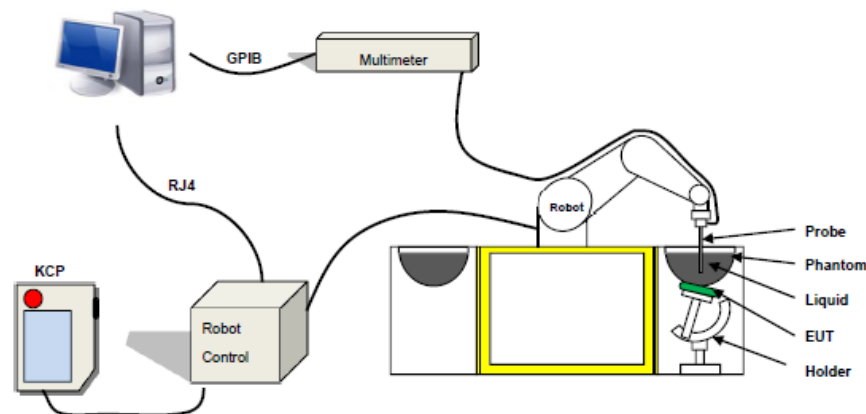
$$SAR = \frac{\sigma E^2}{\rho}$$

Where: σ is the conductivity of the tissue;

ρ is the mass density of the tissue and E is the RMS electrical field strength.

3.2 SAR System

MVG SAR System Diagram:



COMOSAR is a system that is able to determine the SAR distribution inside a phantom of human being according to different standards. The COMOSAR system consists of the following items:

- Main computer to control all the system
- 6 axis robot
- Data acquisition system
- Miniature E-field probe
- Phone holder
- Head simulating tissue



The following figure shows the system.



The EUT under test operating at the maximum power level is placed in the phone holder, under the phantom, which is filled with head simulating liquid. The E-Field probe measures the electric field inside the phantom. The OpenSAR software computes the results to give a SAR value in a 1g or 1g mass.

3.2.1 Probe

For the measurements the Specific Dosimetric E-Field Probe SN 04/22 EPGO364 with following specifications is used

- Probe Length: 330 mm
- Length of Individual Dipoles: 2mm
- Maximum external diameter: 8 mm
- Probe Tip External Diameter: 2.5 mm
- Distance between dipole/probe extremity: 1 mm
- Dynamic range: 0.01-100 W/kg
- Probe linearity: 3%
- Axial Isotropy: < 0.10 dB
- Spherical Isotropy: < 0.10 dB
- Calibration range: 600 MHz to 6 GHz for head & body simulating liquid.
- Angle between probe axis (evaluation axis) and surface normal line: less than 30°



Figure 1-MVG COMOSAR Dosimetric E field Probe



3.2.2 Phantom

For the measurements the Specific Anthropomorphic Mannequin (SAM) defined by the IEEE SCC-34/SC2 group is used. The phantom is a polyurethane shell integrated in a wooden table. The thickness of the phantom amounts to 2mm +/- 0.2mm. It enables the dosimetric evaluation of left and right phone usage and includes an additional flat phantom part for the simplified performance check. The phantom set-up includes a cover, which prevents the evaporation of the liquid.

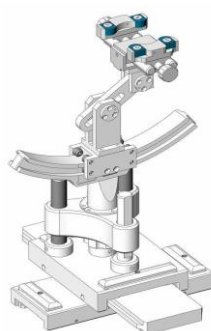


Figure-SN 06/22 SAM 148



Figure-SN 06/22 ELLI 51

3.2.3 Device Holder



The SAR in the phantom is approximately inversely proportional to the square of the distance between the source and the liquid surface. For a source at 5 mm distance, a positioning uncertainty of ± 0.5 mm would produce a SAR uncertainty of ± 20 %. Accurate device positioning is therefore crucial for accurate and repeatable measurements. The positions in which the devices must be measured are defined by the standards.



4. Tissue Simulating Liquids

4.1 Simulating Liquids Parameter Check

The simulating liquids should be checked at the beginning of a series of SAR measurements to determine if the dielectric parameters are within the tolerances of the specified target values

The uncertainty due to the liquid conductivity and permittivity arises from two different sources. The first source of error is the deviation of the liquid conductivity from its target value (max _ 5 %) and the second source of error arises from the measurement procedures used to assess conductivity. The uncertainty shall be assessed using a rectangular probability For 1 g averaging, the maximum weighting coefficient for SAR is 0,5.

IEEE SCC-34/SC-2 RECOMMENDED TISSUE DIELECTRIC PARAMETERS

The head and body tissue dielectric parameters recommended by the IEEE SCC-34/SC-2 have been incorporated in the following table.

| Frequency | ϵ_r | | σ 1g S/m | |
|-----------|--------------|------|--------------------|------|
| | Head | Body | Head | Body |
| 300 | 45.3 | 45.3 | 0.87 | 0.87 |
| 450 | 43.5 | 43.5 | 0.87 | 0.87 |
| 900 | 41.5 | 41.5 | 0.97 | 0.97 |
| 1450 | 40.5 | 40.5 | 1.20 | 1.20 |
| 1800 | 40.0 | 40.0 | 1.40 | 1.40 |
| 2450 | 39.2 | 39.2 | 1.80 | 1.80 |
| 3000 | 38.5 | 38.5 | 2.40 | 2.40 |
| 5200 | 36.0 | 36.0 | 4.70 | 4.70 |



LIQUID MEASUREMENT RESULTS

| Date | Ambient | | Simulating Liquid | | Parameters | Target | Measured | Deviation % | Limited % |
|------------|------------|------------|-------------------|------------|--------------|--------|----------|-------------|-----------|
| | Temp. [°C] | Humidity % | Frequency (MHz) | Temp. [°C] | | | | | |
| 2023-02-16 | 21 | 40 | 750 | 20.8 | Permittivity | 41.9 | 42.13 | 0.55 | ±5 |
| | | | | | Conductivity | 0.89 | 0.88 | -1.12 | ±5 |
| 2023-02-20 | 22 | 43 | 835 | 21.6 | Permittivity | 41.5 | 40.99 | -1.23 | ±5 |
| | | | | | Conductivity | 0.9 | 0.92 | 2.22 | ±5 |
| 2023-02-21 | 23.2 | 43 | 835 | 22.9 | Permittivity | 41.5 | 41.2 | -0.72 | ±5 |
| | | | | | Conductivity | 0.9 | 0.89 | -1.11 | ±5 |
| 2023-03-08 | 23.7 | 60 | 1800 | 23.4 | Permittivity | 40 | 40.75 | 1.88 | ±5 |
| | | | | | Conductivity | 1.4 | 1.46 | 4.29 | ±5 |
| 2023-03-09 | 20.8 | 59 | 1800 | 20.4 | Permittivity | 40 | 40.42 | 1.05 | ±5 |
| | | | | | Conductivity | 1.4 | 1.35 | -3.57 | ±5 |
| 2023-03-10 | 22.9 | 53 | 1900 | 22.6 | Permittivity | 40 | 41.04 | 2.6 | ±5 |
| | | | | | Conductivity | 1.4 | 1.37 | -2.14 | ±5 |
| 2023-02-22 | 23.1 | 56 | 2300 | 22.8 | Permittivity | 39.47 | 40.1 | 1.6 | ±5 |
| | | | | | Conductivity | 1.67 | 1.73 | 3.8 | ±5 |
| 2023-03-02 | 23.9 | 44 | 2450 | 23.6 | Permittivity | 39.2 | 40.16 | 2.45 | ±5 |
| | | | | | Conductivity | 1.8 | 1.79 | -0.56 | ±5 |
| 2023-02-24 | 22.3 | 50 | 2600 | 21.9 | Permittivity | 39 | 39.53 | 1.36 | ±5 |
| | | | | | Conductivity | 1.96 | 2.02 | 3.06 | ±5 |
| 2023-02-25 | 23.5 | 52 | 5200 | 23.2 | Permittivity | 36 | 36.45 | 1.25 | ±5 |
| | | | | | Conductivity | 4.66 | 4.62 | -0.86 | ±5 |
| 2023-02-25 | 23.5 | 52 | 5300 | 23.2 | Permittivity | 35.9 | 36.19 | 0.81 | ±5 |
| | | | | | Conductivity | 4.76 | 4.75 | -0.21 | ±5 |
| 2023-03-05 | 21 | 54 | 5600 | 20.8 | Permittivity | 35.55 | 36.36 | 2.28 | ±5 |
| | | | | | Conductivity | 5.07 | 5.05 | -0.3 | ±5 |
| 2023-03-05 | 21.1 | 54 | 5800 | 20.8 | Permittivity | 35.3 | 36 | 1.98 | ±5 |
| | | | | | Conductivity | 5.27 | 5.2 | -1.33 | ±5 |

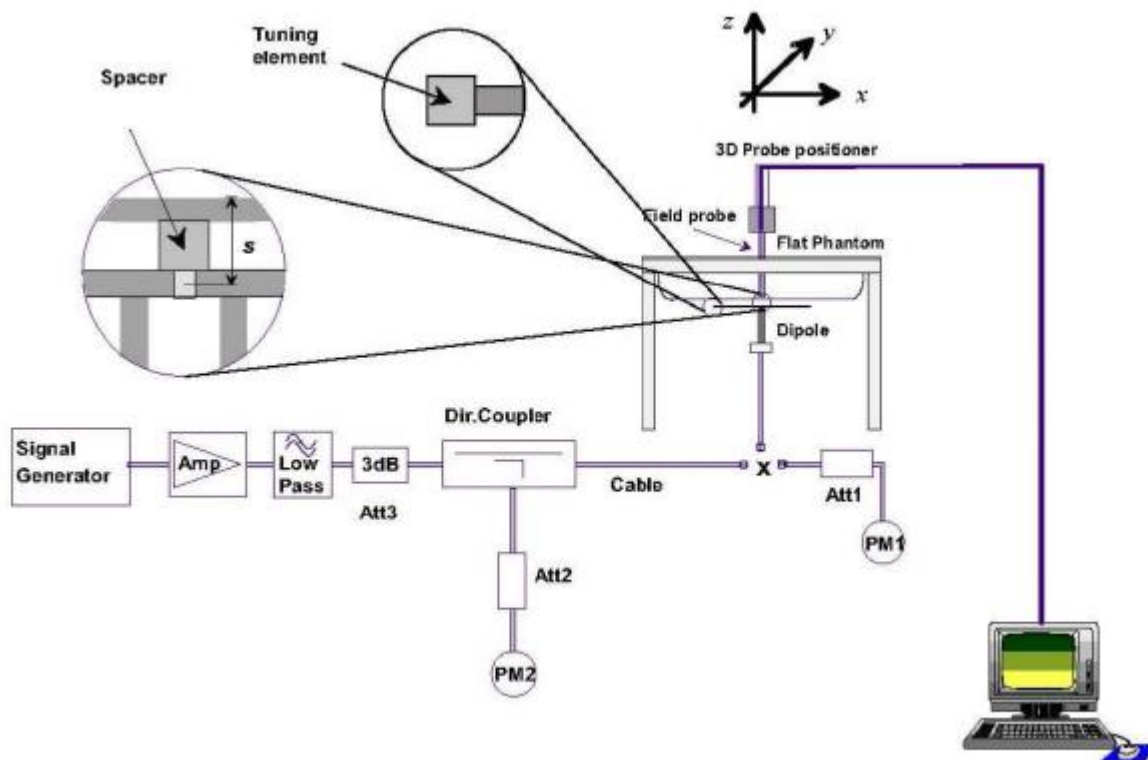


5. SAR System Validation

5.1 Validation System

Each MVG system is equipped with one or more system validation kits. These units, together with the predefined measurement procedures within the MVG software, enable the user to conduct the system performance check and system validation. System kit includes a dipole, and dipole device holder.

The system check verifies that the system operates within its specifications. It's performed daily or before every SAR measurement. The system check uses normal SAR measurement in the flat section of the phantom with a matched dipole at a specified distance. The system validation setup is shown as below.





5.2 Validation Result

Comparing to the original SAR value provided by MVG, the validation data should be within its specification of $\pm 10\%$.

| Date | Freq. | Power | Tested Value | Normalized SAR | Target SAR | Tolerance |
|------------|-------|-------|--------------|----------------|------------|-----------|
| | (MHz) | (mW) | (W/Kg) | (W/kg) | 1g(W/kg) | (%) |
| 2023-02-16 | 750 | 100 | 0.888 | 8.88 | 8.27 | 7.38 |
| 2023-02-20 | 835 | 100 | 0.953 | 9.53 | 9.75 | -2.26 |
| 2023-02-21 | 835 | 100 | 0.949 | 9.49 | 9.75 | -2.67 |
| 2023-03-08 | 1800 | 100 | 3.609 | 36.09 | 39.06 | -7.60 |
| 2023-03-09 | 1800 | 100 | 3.592 | 35.92 | 39.06 | -8.04 |
| 2023-03-10 | 1900 | 100 | 3.762 | 37.62 | 40.85 | -7.91 |
| 2023-02-22 | 2300 | 100 | 4.998 | 49.98 | 50.94 | -1.88 |
| 2023-03-02 | 2450 | 100 | 5.163 | 51.63 | 54.28 | -4.88 |
| 2023-02-24 | 2600 | 100 | 5.303 | 53.03 | 56.58 | -6.27 |
| 2023-02-25 | 5200 | 100 | 8.334 | 83.34 | 77.64 | 7.34 |
| 2023-02-25 | 5300 | 100 | 8.604 | 86.04 | 80.27 | 7.19 |
| 2023-03-05 | 5600 | 100 | 8.470 | 84.70 | 78.35 | 8.10 |
| 2023-03-05 | 5800 | 100 | 7.652 | 76.52 | 74.92 | 2.14 |

Note:

1. The tolerance limit of System validation $\pm 10\%$.
2. The dipole input power (forward power) was 100 mW.
3. The results are normalized to 1 W input power.



6. SAR Evaluation Procedures

The procedure for assessing the average SAR value consists of the following steps:

The following steps are used for each test position

- Establish a call with the maximum output power with a base station simulator. The connection between the mobile and the base station simulator is established via air interface
- Measurement of the local E-field value at a fixed location. This value serves as a reference value for calculating a possible power drift.
- Measurement of the SAR distribution with a grid of 8 to 16mm * 8 to 16 mm and a constant distance to the inner surface of the phantom. Since the sensors cannot directly measure at the inner phantom surface, the values between the sensors and the inner phantom surface are extrapolated. With these values the area of the maximum SAR is calculated by an interpolation scheme.
- Around this point, a cube of 30 * 30 * 30 mm or 32 * 32 * 32 mm is assessed by measuring 5 or 8 * 5 or 8*4 or 5 mm. With these data, the peak spatial-average SAR value can be calculated.

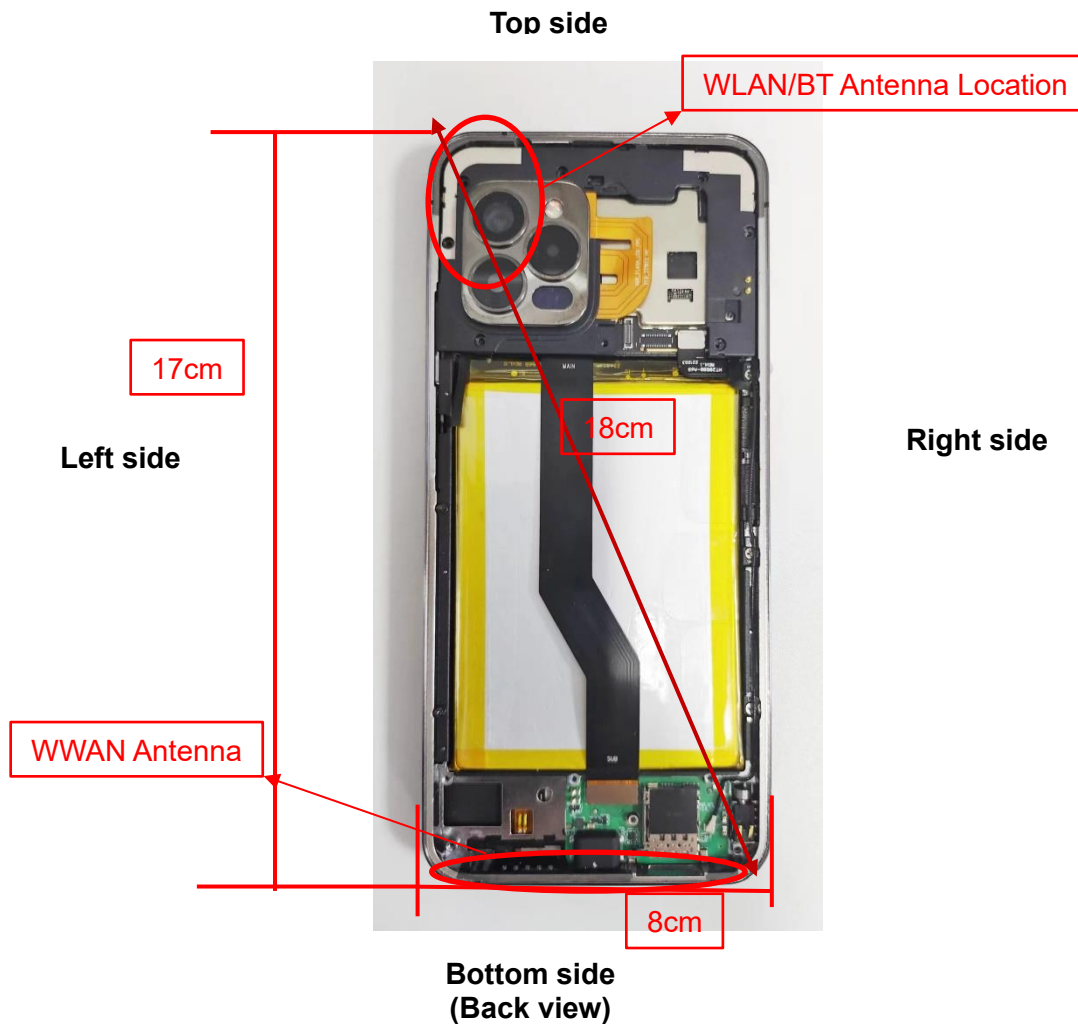
➤ Area Scan & Zoom Scan

First Area Scan is used to locate the approximate location(s) of the local peak SAR value(s). The measurement grid within an Area Scan is defined by the grid extent, grid step size and grid offset. Next, in order to determine the EM field distribution in a three-dimensional spatial extension, Zoom Scan is required. The Zoom Scan is performed around the highest E-field value to determine the averaged SAR-distribution over 10 g. Area scan and zoom scan resolution setting follows KDB 865664 D01 quoted below.

When the 1-g SAR of the highest peak is within 2 dB of the SAR limit, additional zoom scans are required for other peaks within 2 dB of the highest peak that have not been included in any zoom scan to ensure there is no increase in SAR.

7. EUT Antenna Location Sketch

It is a Smart phone, support GSM/WCDMA/LTE/WLAN/BT mode.



| Antenna Separation Distance(cm) | | | | | | |
|---------------------------------|-----------|------------|-----------|------------|----------|-------------|
| ANT | Back Side | Front Side | Left Side | Right Side | Top Side | Bottom Side |
| WLAN/BT | ≤0.5 | ≤0.5 | 5.6 | ≤0.5 | ≤0.5 | 13.9 |
| WWAN | ≤0.5 | ≤0.5 | 0.8 | 0.8 | 16 | ≤0.5 |

Note 1: The antenna information refer the manufacturer provide report, applicable only to the tested sample identified in the report.



7.1 SAR test exclusion consider table

The WWAN/WLAN/BT SAR evaluation of Maximum power (dBm) summing tolerance.

| Exposure Position | Wireless Interface | GSM850 | PCS1900 | WCDMA II | WCDMA V | WCDMA IV |
|-------------------|-----------------------------|---------|---------|----------|---------|----------|
| | Calculated Frequency (GHz) | 0.8242 | 1.9098 | 1.88 | 1.726 | 0.8466 |
| | Maximum Turn-up power (dBm) | 33 | 30 | 23.5 | 23 | 23 |
| | Maximum rated power(mW) | 1995.26 | 1000.00 | 223.87 | 199.53 | 199.53 |
| Back Side | Separation distance (cm) | 0.5 | 0.5 | 0.5 | 0.5 | 0.5 |
| | exclusion threshold(mW) | 9.42 | 3.35 | 3.39 | 3.63 | 9.07 |
| | Testing required? | YES | YES | YES | YES | YES |
| Front Side | Separation distance (cm) | 0.5 | 0.5 | 0.5 | 0.5 | 0.5 |
| | exclusion threshold(mW) | 9.42 | 3.35 | 3.39 | 3.63 | 9.07 |
| | Testing required? | YES | YES | YES | YES | YES |
| Left Edge | Separation distance (cm) | 0.8 | 0.8 | 0.8 | 0.8 | 0.8 |
| | exclusion threshold(mW) | 18.23 | 7.98 | 8.07 | 8.57 | 17.70 |
| | Testing required? | YES | YES | YES | YES | YES |
| Right Edge | Separation distance (cm) | 0.8 | 0.8 | 0.8 | 0.8 | 0.8 |
| | exclusion threshold(mW) | 18.23 | 7.98 | 8.07 | 8.57 | 17.70 |
| | Testing required? | YES | YES | YES | YES | YES |
| Top Edge | Separation distance (cm) | 16 | 16 | 16 | 16 | 16 |
| | exclusion threshold(mW) | 1228.72 | 2025.94 | 2027.48 | 2035.89 | 1257.20 |
| | Testing required? | YES | NO | NO | NO | NO |
| Bottom Edge | Separation distance (cm) | 0.5 | 0.5 | 0.5 | 0.5 | 0.5 |
| | exclusion threshold(mW) | 9.42 | 3.35 | 3.39 | 3.63 | 9.07 |
| | Testing required? | YES | YES | YES | YES | YES |



| Exposure Position | Wireless Interface | CDMA BC0 | CDMA BC1 | LTE Band 2 | LTE Band 4 | LTE Band 5 |
|-------------------|-----------------------------|----------|----------|------------|------------|------------|
| | Calculated Frequency (GHz) | 0.83652 | 1.8513 | 1.99 | 1.7325 | 0.844 |
| | Maximum Turn-up power (dBm) | 22.5 | 21.5 | 23.5 | 23.5 | 23.5 |
| | Maximum rated power(mW) | 177.83 | 141.25 | 223.87 | 223.87 | 223.87 |
| Back Side | Separation distance (cm) | 0.5 | 0.5 | 0.5 | 0.5 | 0.5 |
| | exclusion threshold(mW) | 9.22 | 3.43 | 3.24 | 3.62 | 9.11 |
| | Testing required? | YES | YES | YES | YES | YES |
| Front Side | Separation distance (cm) | 0.5 | 0.5 | 0.5 | 0.5 | 0.5 |
| | exclusion threshold(mW) | 9.22 | 3.43 | 3.24 | 3.62 | 9.11 |
| | Testing required? | YES | YES | YES | YES | YES |
| Left Edge | Separation distance (cm) | 0.8 | 0.8 | 0.8 | 0.8 | 0.8 |
| | exclusion threshold(mW) | 17.94 | 8.16 | 7.76 | 8.55 | 17.76 |
| | Testing required? | YES | YES | YES | YES | YES |
| Right Edge | Separation distance (cm) | 0.8 | 0.8 | 0.8 | 0.8 | 0.8 |
| | exclusion threshold(mW) | 17.94 | 8.16 | 7.76 | 8.55 | 17.76 |
| | Testing required? | YES | YES | YES | YES | YES |
| Top Edge | Separation distance (cm) | 16 | 16 | 16 | 16 | 16 |
| | exclusion threshold(mW) | 1244.40 | 2028.99 | 2021.90 | 2035.52 | 1253.90 |
| | Testing required? | NO | NO | NO | NO | NO |
| Bottom Edge | Separation distance (cm) | 0.5 | 0.5 | 0.5 | 0.5 | 0.5 |
| | exclusion threshold(mW) | 9.22 | 3.43 | 3.24 | 3.62 | 9.11 |
| | Testing required? | YES | YES | YES | YES | YES |



| Exposure Position | Wireless Interface | LTE Band 7 | LTE Band 12 | LTE Band 13 | LTE Band 17 | LTE Band 25 |
|-------------------|-----------------------------|------------|-------------|-------------|-------------|-------------|
| | Calculated Frequency (GHz) | 2.535 | 0.7075 | 0.782 | 0.711 | 1.86 |
| | Maximum Turn-up power (dBm) | 22.5 | 24.5 | 16.5 | 24 | 23.5 |
| | Maximum rated power(mW) | 177.83 | 281.84 | 44.67 | 251.19 | 223.87 |
| Back Side | Separation distance (cm) | 0.5 | 0.5 | 0.5 | 0.5 | 0.5 |
| | exclusion threshold(mW) | 2.67 | 11.67 | 10.14 | 11.59 | 3.42 |
| | Testing required? | YES | YES | YES | YES | YES |
| Front Side | Separation distance (cm) | 0.5 | 0.5 | 0.5 | 0.5 | 0.5 |
| | exclusion threshold(mW) | 2.67 | 11.67 | 10.14 | 11.59 | 3.42 |
| | Testing required? | YES | YES | YES | YES | YES |
| Left Edge | Separation distance (cm) | 0.8 | 0.8 | 0.8 | 0.8 | 0.8 |
| | exclusion threshold(mW) | 6.55 | 21.56 | 19.31 | 21.44 | 8.13 |
| | Testing required? | YES | YES | YES | YES | YES |
| Right Edge | Separation distance (cm) | 0.8 | 0.8 | 0.8 | 0.8 | 0.8 |
| | exclusion threshold(mW) | 6.55 | 21.56 | 19.31 | 21.44 | 8.13 |
| | Testing required? | YES | YES | YES | YES | YES |
| Top Edge | Separation distance (cm) | 16 | 16 | 16 | 16 | 16 |
| | exclusion threshold(mW) | 1998.32 | 1078.41 | 1174.75 | 1082.97 | 2028.53 |
| | Testing required? | NO | NO | NO | NO | NO |
| Bottom Edge | Separation distance (cm) | 0.5 | 0.5 | 0.5 | 0.5 | 0.5 |
| | exclusion threshold(mW) | 2.67 | 11.67 | 10.14 | 11.59 | 3.42 |
| | Testing required? | YES | YES | YES | YES | YES |



| Exposure Position | Wireless Interface | LTE Band 26 | LTE Band 38 | LTE Band 40 | LTE Band 41 | LTE Band 66 |
|-------------------|-----------------------------|-------------|-------------|-------------|-------------|-------------|
| | Calculated Frequency (GHz) | 0.8415 | 2.61 | 2.31 | 2.68 | 1.745 |
| | Maximum Turn-up power (dBm) | 20.5 | 21 | 13.5 | 24.5 | 1.77 |
| | Maximum rated power(mW) | 112.20 | 125.89 | 22.39 | 281.84 | 1.50 |
| Back Side | Separation distance (cm) | 0.5 | 0.5 | 0.5 | 0.5 | 0.5 |
| | exclusion threshold(mW) | 9.15 | 2.61 | 2.88 | 2.55 | 3.60 |
| | Testing required? | YES | YES | YES | YES | NO |
| Front Side | Separation distance (cm) | 0.5 | 0.5 | 0.5 | 0.5 | 0.5 |
| | exclusion threshold(mW) | 9.15 | 2.61 | 2.88 | 2.55 | 3.60 |
| | Testing required? | YES | YES | YES | YES | NO |
| Left Edge | Separation distance (cm) | 0.8 | 0.8 | 0.8 | 0.8 | 0.8 |
| | exclusion threshold(mW) | 17.82 | 6.42 | 6.99 | 6.30 | 8.50 |
| | Testing required? | YES | YES | YES | YES | NO |
| Right Edge | Separation distance (cm) | 0.8 | 0.8 | 0.8 | 0.8 | 0.8 |
| | exclusion threshold(mW) | 17.82 | 46.98 | 6.99 | 6.30 | 8.50 |
| | Testing required? | YES | YES | YES | YES | NO |
| Top Edge | Separation distance (cm) | 16 | 16 | 16 | 16 | 16 |
| | exclusion threshold(mW) | 5170.69 | 1995.50 | 2007.34 | 1992.95 | 2034.81 |
| | Testing required? | NO | NO | NO | NO | NO |
| Bottom Edge | Separation distance (cm) | 0.5 | 0.5 | 0.5 | 0.5 | 0.5 |
| | exclusion threshold(mW) | 9.15 | 2.61 | 2.88 | 2.55 | 3.60 |
| | Testing required? | YES | YES | YES | YES | NO |



| Exposure Position | Wireless Interface | BT | 2.4G WLAN | 5.2G WLAN |
|-------------------|-----------------------------|---------|-----------|-----------|
| | Calculated Frequency (GHz) | 2.441 | 2.412 | 5.18 |
| | Maximum Turn-up power (dBm) | 5 | 15 | 15.5 |
| | Maximum rated power(mW) | 3.16 | 31.62 | 35.48 |
| Back Side | Separation distance (cm) | 0.5 | 0.5 | 0.5 |
| | exclusion threshold(mW) | 2.75 | 2.78 | 1.51 |
| | Testing required? | YES | YES | YES |
| Front Side | Separation distance (cm) | 0.5 | 0.5 | 0.5 |
| | exclusion threshold(mW) | 2.75 | 2.78 | 1.51 |
| | Testing required? | YES | YES | YES |
| Left Edge | Separation distance (cm) | 5.6 | 5.6 | 5.6 |
| | exclusion threshold(mW) | 272.00 | 272.90 | 220.93 |
| | Testing required? | NO | NO | NO |
| Right Edge | Separation distance (cm) | 0.5 | 0.5 | 0.5 |
| | exclusion threshold(mW) | 2.75 | 2.78 | 1.51 |
| | Testing required? | YES | YES | YES |
| Top Edge | Separation distance (cm) | 0.5 | 0.5 | 0.5 |
| | exclusion threshold(mW) | 2.75 | 2.78 | 1.51 |
| | Testing required? | YES | YES | YES |
| Bottom Edge | Separation distance (cm) | 13.9 | 13.9 | 13.9 |
| | exclusion threshold(mW) | 1532.07 | 1533.52 | 1443.65 |
| | Testing required? | NO | NO | NO |



| Exposure Position | Wireless Interface | 5.3G WLAN | 5.6G WLAN | 5.8G WLAN |
|-------------------|-----------------------------|-----------|-----------|-----------|
| | Calculated Frequency (GHz) | 5.26 | 5.5 | 5.785 |
| | Maximum Turn-up power (dBm) | 15 | 14 | 15 |
| | Maximum rated power(mW) | 31.62 | 25.12 | 31.62 |
| Back Side | Separation distance (cm) | 0.5 | 0.5 | 0.5 |
| | exclusion threshold(mW) | 1.49 | 1.44 | 1.38 |
| | Testing required? | YES | YES | YES |
| Front Side | Separation distance (cm) | 0.5 | 0.5 | 0.5 |
| | exclusion threshold(mW) | 1.49 | 1.44 | 1.38 |
| | Testing required? | YES | YES | YES |
| Left Edge | Separation distance (cm) | 5.6 | 5.6 | 5.6 |
| | exclusion threshold(mW) | 219.99 | 217.30 | 214.28 |
| | Testing required? | NO | NO | NO |
| Right Edge | Separation distance (cm) | 0.5 | 0.5 | 0.5 |
| | exclusion threshold(mW) | 1.49 | 1.44 | 1.38 |
| | Testing required? | YES | YES | YES |
| Top Edge | Separation distance (cm) | 0.5 | 0.5 | 0.5 |
| | exclusion threshold(mW) | 1.49 | 1.44 | 1.38 |
| | Testing required? | YES | YES | YES |
| Bottom Edge | Separation distance (cm) | 13.9 | 13.9 | 13.9 |
| | exclusion threshold(mW) | 1441.90 | 1436.83 | 1431.11 |
| | Testing required? | NO | NO | NO |

Note:

1. maximum power is the source-based time-average power and represents the maximum RF output power among production units.
2. Per KDB 447498 D04, for larger devices, the test separation distance of adjacent edge configuration is determined by the closest separation between the antenna and the user.
3. Per KDB 447498 D04, if the maximum time-averaged power available does not exceed 1 mW. This stand-alone SAR exemption test.



4. Per KDB 447498 D04, the available maximum time-averaged power or effective radiated power (ERP), whichever is greater, is less than or equal to the threshold P_{th} (mW) described in the following formula. This method shall only be used at separation distances (cm) from 0.5 centimeters to 40 centimeters and at frequencies from 0.3 GHz to 6 GHz (inclusive). P_{th} is given by:

$$P_{th} \text{ (mW)} = \begin{cases} ERP_{20 \text{ cm}} (d/20 \text{ cm})^x & d \leq 20 \text{ cm} \\ ERP_{20 \text{ cm}} & 20 \text{ cm} < d \leq 40 \text{ cm} \end{cases}$$

Where

$$x = -\log_{10} \left(\frac{60}{ERP_{20 \text{ cm}} \sqrt{f}} \right) \text{ and } f \text{ is in GHz;}$$

and

$$ERP_{20 \text{ cm}} \text{ (mW)} = \begin{cases} 2040f & 0.3 \text{ GHz} \leq f < 1.5 \text{ GHz} \\ 3060 & 1.5 \text{ GHz} \leq f \leq 6 \text{ GHz} \end{cases}$$

d = the separation distance (cm);

5. Per KDB 447498 D04, An alternative to the SAR-based exemption is using below table and the minimum separation distance (R in meters) from the body of a nearby person for the frequency (f in MHz) at which the source operates, the ERP (watts) is no more than the calculated value prescribed for that frequency. For the exemption in below table to apply, R must be at least $\lambda/2\pi$, where λ is the free-space operating wavelength in meters. If the ERP of a single RF source is not easily obtained, then the available maximum time-averaged power may be used in lieu of ERP if the physical dimensions of the radiating structure(s) do not exceed the electrical length of $\lambda/4$ or if the antenna gain is less than that of a half-wave dipole (1.64 linear value).

| RF Source frequency (MHz) | Threshold ERP (watts) |
|---------------------------|--|
| 0.3-1.34 | 1,920 R ² . |
| 1.34-30 | 3,450 R ² /f ² . |
| 30-300 | 3.83 R ² . |
| 300-1,500 | 0.0128 R ² f. |
| 1,500-100,000 | 19.2R ² . |



6. Per KDB 248227 D01, choose the highest output power channel to test SAR and determine further SAR exclusion 8. for each frequency band, testing at higher data rates and higher order modulations is not required when the maximum average output power for each of each of these configurations is less than 1/4db higher than those measured at the lower data rate than 11b mode, thus the SAR can be excluded.
7. Per KDB 616217 D04, SAR evaluation for the front surface of tablet display screens are generally not necessary.
8. Per KDB 248227, as maximum rated power for U-NII-2A > U-NII-1, U-NII-2A was chosen for SAR evaluation. Based on the measurements obtained, SAR measurements on U-NII-1 are not required as highest reported SAR from U-NII-2A band is $\leq 1.2\text{W/Kg}$.

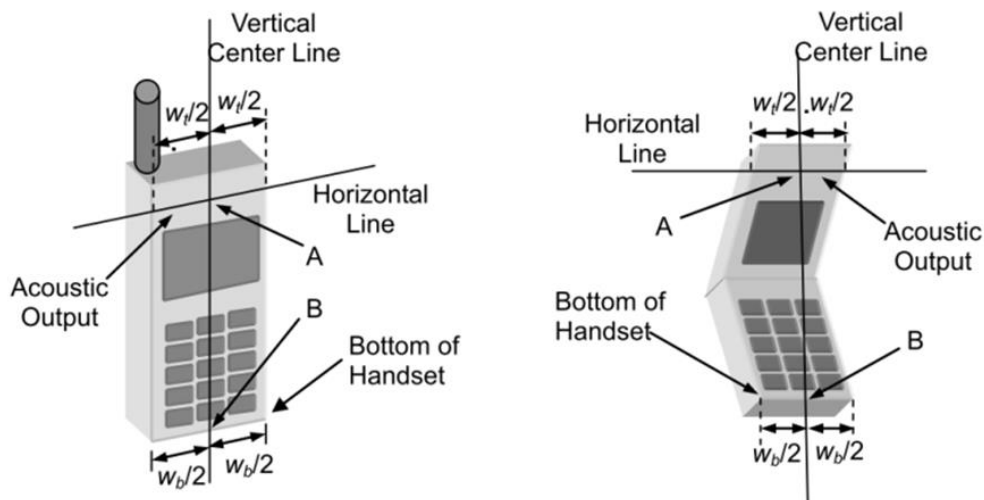


8. EUT Test Position

This EUT was tested in Right Cheek, Right Titled, Left Cheek, Left Titled, Front Face and Rear Face.

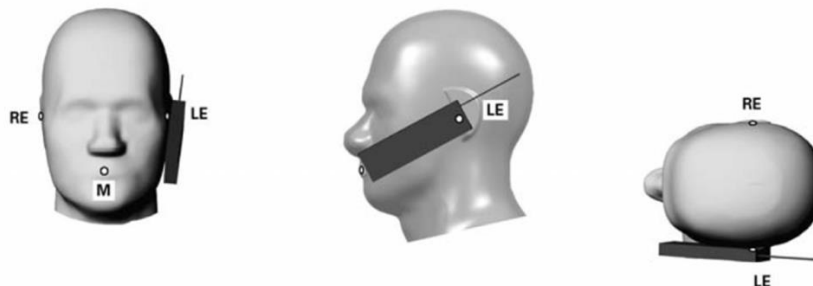
8.1 Define Two Imaginary Lines on the Handset

- (1) The vertical centerline passes through two points on the front side of the handset: the midpoint of the width w_t of the handset at the level of the acoustic output, and the midpoint of the width w_b of the handset.
- (2) The horizontal line is perpendicular to the vertical centerline and passes through the center of the acoustic output. The horizontal line is also tangential to the face of the handset at point A.
- (3) The two lines intersect at point A. Note that for many handsets, point A coincides with the center of the acoustic output; however, the acoustic output may be located elsewhere on the horizontal line. Also note that the vertical centerline is not necessarily to the front face of the handset, especially for clamshell handsets, handsets with flip covers, and other irregularly shaped handsets.



Cheek Position


- 1) To position the device with the vertical center line of the body of the device and the horizontal line crossing the center piece in a plane parallel to the sagittal plane of the phantom. While maintaining the device in this plane, align the vertical center line with the reference plane containing the ear and mouth reference point (M: Mouth, RE: Right Ear, and LE: Left Ear) and align the center of the ear piece with the line RE-LE.
- 2) To move the device towards the phantom with the ear piece aligned with the line LE-RE until the phone touched the ear. While maintaining the device in the reference plane and maintaining the phone contact with ear, move the bottom of the phone until any point on the front side is in contact with the cheek of the phantom or until contact with the ear is lost.





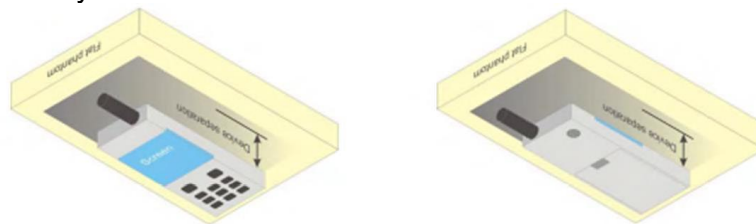
Title Position

- (1) To position the device in the “cheek” position described above.
- (2) While maintaining the device in the reference plane described above and pivoting against the ear, moves it outward away from the mouth by an angle of 15 degrees or until with the ear is lost.



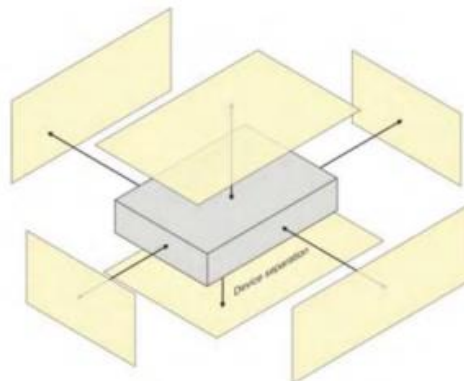
Body-worn Position Conditions:

Body-worn accessory exposure is typically related to voice mode operations when handsets are carried in body-worn accessories. The body-worn accessory procedures in KDB Publication 447498 D01 should be used to test for body-worn accessory SAR compliance, without a headset connected to it. When the same wireless transmission configuration is used for testing body-worn accessory and hotspot mode SAR, respectively, in voice and data mode, SAR results for the most conservative *test separation distance* configuration may be used to support both SAR conditions. When the *reported SAR* for a body-worn accessory, measured without a headset connected to the handset, is $> 1.2 \text{ W/kg}$, the highest *reported SAR* configuration for that wireless mode and frequency band should be repeated for the body-worn accessory with a headset attached to the handset.



8.2 Hotspot mode exposure position condition

For handsets that support hotspot mode operations, with wireless router capabilities and various web browsing function, the relevant hand and body exposure condition are tested according to the hotspot SAR procedures in KDB 941225. A test separation distance of 10 mm is required between the phantom and all surface and edges with a transmitting antenna located within 25 mm from that surface or edge. When form factor of a handset is smaller than 9cm x 5cm, a test separation distance of 5mm (instead of 10mm) is required for testing hotspot mode. When the separate distance required for body-worn accessory testing is larger than or equal to that tested for hotspot mode, in the same wireless mode and for the same surface of the phone, the hotspot mode SAR data may be used to support body-worn accessory SAR compliance for that particular configuration (surface).





9. Uncertainty

9.1 Measurement Uncertainty

The following measurement uncertainty levels have been estimated for tests performed on the EUT as specified in IEEE 1528: 2013. This uncertainty represents an expanded uncertainty expressed at approximately the 95% confidence level using a coverage factor of $k=2$.

| Uncertainty Component | Tol (+-%) | Prob. Dist. | Div. | Ci (1g) | Ci (10g) | 1g Ui (+-%) | 10g Ui (+-%) | vi |
|---|-----------|-------------|------------|--------------|--------------|-------------|--------------|----------|
| Measurement System | | | | | | | | |
| Probe calibration | 5.8 | N | 1 | 1 | 1 | 5.8 | 5.8 | ∞ |
| Axial Isotropy | 3.5 | R | $\sqrt{3}$ | $\sqrt{0.5}$ | $\sqrt{0.5}$ | 1.43 | 1.43 | ∞ |
| Hemispherical Isotropy | 5.9 | R | $\sqrt{3}$ | $\sqrt{0.5}$ | $\sqrt{0.5}$ | 2.41 | 2.41 | ∞ |
| Boundary effect | 1 | R | $\sqrt{3}$ | 1 | 1 | 0.58 | 0.58 | ∞ |
| Linearity | 4.7 | R | $\sqrt{3}$ | 1 | 1 | 2.71 | 2.71 | ∞ |
| System detection limits | 1 | R | $\sqrt{3}$ | 1 | 1 | 0.58 | 0.58 | ∞ |
| Modulation response | 3 | R | $\sqrt{3}$ | 1 | 1 | 1.73 | 1.73 | ∞ |
| Readout Electronics | 0.5 | N | 1 | 1 | 1 | 0.50 | 0.50 | ∞ |
| Response Time | 0 | R | $\sqrt{3}$ | 1 | 1 | 0.00 | 0.00 | ∞ |
| Integration Time | 1.4 | R | $\sqrt{3}$ | 1 | 1 | 1.81 | 1.81 | ∞ |
| RF ambient conditions-Noise | 3 | R | $\sqrt{3}$ | 1 | 1 | 1.73 | 1.73 | ∞ |
| RF ambient conditions-reflections | 3 | R | $\sqrt{3}$ | 1 | 1 | 1.73 | 1.73 | ∞ |
| Probe positioner mechanical tolerance | 1.4 | R | $\sqrt{3}$ | 1 | 1 | 0.81 | 0.81 | ∞ |
| Probe positioning with respect to phantom shell | 1.4 | R | $\sqrt{3}$ | 1 | 1 | 0.81 | 0.81 | ∞ |
| Extrapolation, Interpolation and Integration Algorithms for Max, SAR | 2.3 | R | $\sqrt{3}$ | 1 | 1 | 1.33 | 1.33 | ∞ |
| Test sample Related | | | | | | | | |
| Test sample positioning | 2.6 | N | 1 | 1 | 1 | 2.60 | 2.60 | 11 |
| Device holder uncertainty | 3 | N | 1 | 1 | 1 | 3.00 | 3.00 | 7 |
| Output Power Variation - SAR Drift Measurement | 5 | R | $\sqrt{3}$ | 1 | 1 | 2.89 | 2.89 | ∞ |
| SAR scaling | 2 | R | $\sqrt{3}$ | 1 | 1 | 1.15 | 1.15 | ∞ |
| Phantom and tissue parameters | | | | | | | | |
| Phantom uncertainty (shape and thickness uncertainty) | 4 | R | $\sqrt{3}$ | 1 | 1 | 2.31 | 2.31 | ∞ |
| Uncertainty in SAR correction for deviations in permittivity and conductivity | 2 | N | 1 | 1 | 0.84 | 2.00 | 1.68 | ∞ |
| Liquid Conductivity - Measurement Uncertainty) | 4 | N | 1 | 0.78 | 0.71 | 3.12 | 2.84 | 5 |
| Liquid Permittivity - Measurement Uncertainty | 5 | N | 1 | 0.23 | 0.26 | 1.15 | 1.30 | 5 |
| Liquid Conductivity (Temperature Uncertainty) | 2.5 | R | $\sqrt{3}$ | 0.78 | 0.71 | 1.13 | 1.02 | ∞ |
| Liquid Permittivity (Temperature Uncertainty) | 2.5 | R | $\sqrt{3}$ | 0.23 | 0.26 | 0.33 | 0.38 | ∞ |
| Combined Standard Uncertainty | | RSS | | | | 10.47 | 10.34 | |
| Expanded Uncertainty (95% Confidence interval) | | K | | | | 20.95 | 20.69 | |



9.2 System validation uncertainty

| Uncertainty Component | Tol (+-%) | Prob. Dist. | Div. | Ci (1g) | Ci (10g) | 1g Ui (+-%) | 10g Ui (+-%) | vi |
|---|-----------|-------------|------------|---------|----------|-------------|--------------|----|
| Measurement System | | | | | | | | |
| Probe calibration | 5.8 | N | 1 | 1 | 1 | 5.8 | 5.8 | ∞ |
| Axial Isotropy | 3.5 | R | $\sqrt{3}$ | 1 | 1 | 2.02 | 2.02 | ∞ |
| Hemispherical Isotropy | 5.9 | R | $\sqrt{3}$ | 0 | 0 | 0.00 | 0.00 | ∞ |
| Boundary effect | 1 | R | $\sqrt{3}$ | 1 | 1 | 0.58 | 0.58 | ∞ |
| Linearity | 4.7 | R | $\sqrt{3}$ | 1 | 1 | 0.71 | 0.71 | ∞ |
| System detection limits | 1 | R | $\sqrt{3}$ | 1 | 1 | 0.58 | 0.58 | ∞ |
| Modulation response | 0 | N | $\sqrt{3}$ | 0 | 0 | 0.00 | 0.00 | ∞ |
| Readout Electronics | 0.5 | N | 1 | 1 | 1 | 0.50 | 0.50 | ∞ |
| Response Time | 0 | R | $\sqrt{3}$ | 0 | 0 | 0.00 | 0.00 | ∞ |
| Integration Time | 1.4 | R | $\sqrt{3}$ | 0 | 0 | 0.00 | 0.00 | ∞ |
| RF ambient conditions-Noise | 3 | R | $\sqrt{3}$ | 1 | 1 | 1.73 | 1.73 | ∞ |
| RF ambient conditions-reflections | 3 | R | $\sqrt{3}$ | 1 | 1 | 1.73 | 1.73 | ∞ |
| Probe positioner mechanical tolerance | 1.4 | R | $\sqrt{3}$ | 1 | 1 | 0.81 | 0.81 | ∞ |
| Probe positioning with respect to phantom shell | 1.4 | R | $\sqrt{3}$ | 1 | 1 | 0.81 | 0.81 | ∞ |
| Extrapolation, Interpolation and Integration Algorithms for Max, SAR | 2.3 | R | $\sqrt{3}$ | 1 | 1 | 1.33 | 1.33 | ∞ |
| Dipole | | | | | | | | |
| Deviation of Experimental Source from Numerical Source | 5 | N | 1 | 1 | 1 | 5.00 | 5.00 | ∞ |
| Input Power and SAR Drift Measurement | 0.5 | R | $\sqrt{3}$ | 1 | 1 | 0.29 | 0.29 | ∞ |
| Dipole Axis to Liquid Distance | 2 | R | $\sqrt{3}$ | 1 | 1 | 1.15 | 1.15 | ∞ |
| Phantom and Tissue Parameters | | | | | | | | |
| Phantom uncertainty (shape and thickness uncertainty) | 4 | R | $\sqrt{3}$ | 1 | 1 | 2.31 | 2.31 | ∞ |
| Uncertainty in SAR correction for deviations in permittivity and conductivity | 2 | N | 1 | 1 | 0.84 | 2.00 | 1.68 | ∞ |
| Liquid Conductivity - Measurement Uncertainty) | 4 | N | 1 | 0.78 | 0.71 | 3.12 | 2.84 | 5 |
| Liquid Permittivity - Measurement Uncertainty | 5 | N | 1 | 0.23 | 0.26 | 1.15 | 1.30 | 5 |
| Liquid Conductivity (Temperature Uncertainty) | 2.5 | R | $\sqrt{3}$ | 0.78 | 0.71 | 1.13 | 1.02 | ∞ |
| Liquid Permittivity (Temperature Uncertainty) | 2.5 | R | $\sqrt{3}$ | 0.23 | 0.26 | 0.33 | 0.38 | ∞ |
| Combined Standard Uncertainty | | RSS | | | | 10.16 | 10.03 | |
| Expanded Uncertainty (95% Confidence interval) | | K | | | | 20.32 | 20.06 | |



10. Conducted Power Measurement

10.1 Test Result:

| Burst Average Power (dBm) | | | | | | |
|---------------------------|---------|-------|-------|----------|--------|--------|
| Band | GSM 850 | | | PCS 1900 | | |
| Channel | 128 | 190 | 251 | 512 | 661 | 810 |
| Frequency (MHz) | 824.2 | 836.6 | 848.8 | 1850.2 | 1880.0 | 1909.8 |
| GSM (GMSK, 1-Slot) | 32.59 | 32.34 | 32.5 | 29.48 | 29.61 | 29.67 |
| GPRS (GMSK, 1-Slot) | 32.59 | 32.34 | 32.53 | 29.93 | 29.8 | 29.77 |
| GPRS (GMSK, 2-Slot) | 31.8 | 31.5 | 31.69 | 28.99 | 28.85 | 28.86 |
| GPRS (GMSK, 3-Slot) | 30.03 | 29.67 | 29.78 | 26.99 | 26.79 | 26.86 |
| GPRS (GMSK, 4-Slot) | 29.05 | 28.63 | 28.74 | 25.94 | 25.73 | 25.79 |
| EGPRS (8PSK, 1-Slot) | 26.29 | 26.73 | 27.12 | 24.5 | 24.37 | 24.34 |
| EGPRS (8PSK, 2-Slot) | 25.4 | 25.55 | 25.84 | 23.34 | 23.8 | 23.86 |
| EGPRS (8PSK, 3-Slot) | 23.21 | 23.57 | 23.73 | 21.51 | 21.68 | 21.66 |
| EGPRS (8PSK, 4-Slot) | 22.26 | 22.18 | 22.81 | 20.75 | 20.83 | 20.61 |

Remark: GPRS, CS4 coding scheme. EGPRS, MCS5 coding scheme.
 Multi-Slot Class 8, Support Max 4 downlink, 1 uplink, 5 working link
 Multi-Slot Class 10, Support Max 4 downlink, 2 uplink, 5 working link
 Multi-Slot Class 12, Support Max 4 downlink, 4 uplink, 5 working link

| Frame- Average Power(dBm) | | | | | | |
|---------------------------|---------|-------|-------|----------|--------|--------|
| Band | GSM 850 | | | PCS 1900 | | |
| Channel | 128 | 190 | 251 | 512 | 661 | 810 |
| Frequency (MHz) | 824.2 | 836.6 | 848.8 | 1850.2 | 1880.0 | 1909.8 |
| GSM (GMSK, 1-Slot) | 23.56 | 23.31 | 23.47 | 20.45 | 20.58 | 20.64 |
| GPRS (GMSK, 1-Slot) | 23.56 | 23.31 | 23.50 | 20.90 | 20.77 | 20.74 |
| GPRS (GMSK, 2-Slot) | 25.78 | 25.48 | 25.67 | 22.97 | 22.83 | 22.84 |
| GPRS (GMSK, 3-Slot) | 25.77 | 25.41 | 25.52 | 22.73 | 22.53 | 22.60 |
| GPRS (GMSK, 4-Slot) | 26.04 | 25.62 | 25.73 | 22.93 | 22.72 | 22.78 |
| EGPRS (8PSK, 1-Slot) | 17.26 | 17.70 | 18.09 | 15.47 | 15.34 | 15.31 |
| EGPRS (8PSK, 2-Slot) | 19.38 | 19.53 | 19.82 | 17.32 | 17.78 | 17.84 |
| EGPRS (8PSK, 3-Slot) | 18.95 | 19.31 | 19.47 | 17.25 | 17.42 | 17.40 |
| EGPRS (8PSK, 4-Slot) | 19.25 | 19.17 | 19.80 | 17.74 | 17.82 | 17.60 |

Remark:
 1. SAR testing was performed on the maximum frame-averaged power mode.
 2. The frame-averaged power is linearly proportion to the slot number configured and it is linearly scaled the maximum
 Burst - averaged power based on time slots. The calculated method is shown as below:
 Frame-averaged power = Burst averaged power (1 TX Slot) – 9.03 dB
 Frame-averaged power = Burst averaged power (2 TX Slots) – 6.02 dB
 Frame-averaged power = Burst averaged power (3 TX Slots) - 4.26 dB
 Frame-averaged power = Burst averaged power (4 TX Slots) – 3.01 dB



WCDMA

| Band | WCDMA Band 2 | | | WCDMA Band 4 | | | WCDMA Band 5 | | |
|-----------------|--------------|-------|--------|--------------|-------|--------|--------------|-------|--------|
| Channel | 9262 | 9400 | 9538 | 9262 | 9400 | 9538 | 9262 | 9400 | 9538 |
| Frequency (MHz) | 1852.4 | 1880 | 1907.6 | 1852.4 | 1880 | 1907.6 | 1852.4 | 1880 | 1907.6 |
| RMC 12.2Kbps | 22.83 | 23.19 | 22.67 | 22.85 | 22.67 | 22.64 | 22.19 | 22.52 | 22.72 |
| HSDPA Subtest-1 | 22.13 | 22.47 | 21.99 | 22.16 | 21.93 | 21.97 | 21.48 | 21.8 | 22.01 |
| HSDPA Subtest-2 | 21.62 | 21.72 | 21.39 | 21.75 | 21.43 | 21.26 | 21.02 | 21.53 | 21.51 |
| HSDPA Subtest-3 | 20.35 | 20.91 | 19.37 | 21.01 | 20.35 | 20.49 | 20.47 | 21.35 | 20.07 |
| HSDPA Subtest-4 | 19.96 | 21.1 | 18.08 | 21.97 | 20.42 | 19.6 | 19.56 | 21.4 | 19.1 |
| HSUPA Subtest-1 | 20.89 | 22.28 | 21.89 | 20.59 | 21.91 | 21.59 | 20.92 | 21.58 | 21.81 |
| HSUPA Subtest-2 | 22.1 | 22.42 | 21.95 | 22.07 | 21.88 | 21.89 | 21.43 | 21.76 | 21.94 |
| HSUPA Subtest-3 | 21.11 | 21.62 | 20.99 | 21.41 | 20.54 | 20.59 | 19.93 | 21.04 | 20.84 |
| HSUPA Subtest-4 | 22.13 | 22.48 | 21.98 | 22.17 | 21.97 | 21.88 | 21.54 | 21.81 | 22 |
| HSUPA Subtest-5 | 20.53 | 21.88 | 21.4 | 21.03 | 20.78 | 20.89 | 20.37 | 21.42 | 21.47 |

According to 3GPP 25.101 sub-clause 6.2.2, the maximum output power is allowed to be reduced by following the table.

Table 6.1A: UE maximum output power with HS-DPCCH and E-DCH

| UE Transmit Channel Configuration | CM (db) | MPR (db) |
|---|----------------------|-------------|
| For all combinations of ,DPDCH,DPCCH HS-DPDCH,E-DPDCH and E-DPCCH | $0 \leq CM \leq 3.5$ | MAX(CM-1,0) |
| Note: CM=1 for $\beta_c/\beta_d=12/15$, $\beta_{hs}/\beta_c=24/15$. For all other combinations of DPDCH, DPCCH, HS-DPCCH, E-DPDCH and E-DPCCH the MPR is based on the relative CM difference. | | |

The device supports MPR to solve linearity issues (ACLR or SEM) due to the higher peak-to average ratios (PAR) of the HSUPA signal. This prevents saturating the full range of the TX DAC inside of device and provides a reduced power output to the RF transceiver chip according to the Cubic Metric (a function of the combinations of DPDCH, DPCCH, HS-DPCCH, E-DPDCH and E-DPCCH).

When E-DPDCH channels are present the beta gains on those channels are reduced firsts to try to get the power under the allowed limit. If the beta gains are lowered as far as possible, then a hard limiting is applied at the maximum allowed level.

The SW currently recalculates the cubic metric every time the beta gains on the E-DPDCH are reduced. The cubic metric will likely get lower each time this is done .However, there is no reported reduction of maximum output power in the HSUPA mode since the device also provides a compensation for the power back-off by increasing the gain of TX_AGC in the transceiver (PA) device.

The end effect is that the DUT output power is identical to the case where there is no MPR in the device.



CDMA

| CDMA BC0 | | |
|----------|-----------------|-----------|
| Mode | Frequency (MHz) | AVG Power |
| CDMA BC0 | 824.7 | 21.04 |
| | 836.52 | 22.18 |
| | 848.31 | 20.15 |
| EVDO BC0 | 824.7 | 20.75 |
| | 836.52 | 20.08 |
| | 848.31 | 19.92 |

| CDMA BC1 | | |
|----------|-----------------|-----------|
| Mode | Frequency (MHz) | AVG Power |
| CDMA BC1 | 1851.25 | 20.04 |
| | 1880 | 19.93 |
| | 1908.75 | 19.44 |
| EVDO BC1 | 1851.25 | 21.03 |
| | 1880 | 20.18 |
| | 1908.75 | 19.77 |

2.4G WLAN

| 2.4GWIFI | | | | |
|---------------|----------------|-----------------|--------------------|-------------------|
| Mode | Channel Number | Frequency (MHz) | Output Power (dBm) | Output Power (mW) |
| 802.11b | 1 | 2412 | 14.43 | 27.73 |
| | 6 | 2437 | 14.24 | 26.55 |
| | 11 | 2462 | 13.20 | 20.89 |
| 802.11g | 1 | 2412 | 6.25 | 4.22 |
| | 6 | 2437 | 5.73 | 3.74 |
| | 11 | 2462 | 3.96 | 2.49 |
| 802.11 n-HT20 | 1 | 2412 | 5.93 | 3.92 |
| | 6 | 2437 | 5.45 | 3.51 |
| | 11 | 2462 | 3.73 | 2.36 |
| 802.11 n-HT40 | 3 | 2422 | 5.85 | 3.85 |
| | 6 | 2437 | 5.73 | 3.74 |
| | 9 | 2452 | 4.58 | 2.87 |



Bluetooth

| BT | | | | |
|----------------------|----------------|-----------------|---------------------|-------------------|
| Mode | Channel Number | Frequency (MHz) | Average Power (dBm) | Output Power (mW) |
| GFSK(1Mbps) | 0 | 2402 | 3.17 | 2.07 |
| | 39 | 2441 | 4.45 | 2.79 |
| | 78 | 2480 | 2.77 | 1.89 |
| $\pi/4$ -QPSK(2Mbps) | 0 | 2402 | 2.32 | 1.71 |
| | 39 | 2441 | 3.62 | 2.30 |
| | 78 | 2480 | 2.02 | 1.59 |
| 8DPSK(3Mbps) | 0 | 2402 | 2.39 | 1.73 |
| | 39 | 2441 | 3.71 | 2.35 |
| | 78 | 2480 | 2.08 | 1.61 |

BLE

| BLE | | | | |
|-------------|----------------|-----------------|---------------------|-------------------|
| Mode | Channel Number | Frequency (MHz) | Average Power (dBm) | Output Power (mW) |
| GFSK(1Mbps) | 0 | 2402 | -3.70 | 0.43 |
| | 19 | 2440 | -2.40 | 0.58 |
| | 39 | 2480 | -3.93 | 0.40 |
| GFSK(2Mbps) | 0 | 2402 | -3.73 | 0.42 |
| | 19 | 2440 | -2.45 | 0.57 |
| | 39 | 2480 | -3.92 | 0.41 |

WLAN (5.2Gband)

| 5.2G WLAN | | | | |
|----------------|----------------|-----------------|--------------------|-------------------|
| Mode | Channel Number | Frequency (MHz) | Output Power (dBm) | Output Power (mW) |
| 802.11a20 | 36 | 5180 | 14.99 | 31.55 |
| | 40 | 5200 | 14.83 | 30.41 |
| | 48 | 5240 | 14.51 | 28.25 |
| 802.11 n-HT20 | 36 | 5180 | 13.46 | 22.18 |
| | 40 | 5200 | 13.29 | 21.33 |
| | 48 | 5240 | 12.96 | 19.77 |
| 802.11 n-HT40 | 38 | 5190 | 13.52 | 22.49 |
| | 46 | 5230 | 13.12 | 20.51 |
| 802.11ac-VHT80 | 42 | 5210 | 10.53 | 11.30 |



| WLAN (5.3G band)5.3G WLAN | | | | |
|---------------------------|----------------|-----------------|--------------------|-------------------|
| Mode | Channel Number | Frequency (MHz) | Output Power (dBm) | Output Power (mW) |
| 802.11a20 | 52 | 5260 | 14.62 | 28.97 |
| | 60 | 5300 | 14.50 | 28.18 |
| | 64 | 5320 | 14.26 | 26.67 |
| 802.11 n-HT20 | 52 | 5260 | 13.05 | 20.18 |
| | 60 | 5300 | 12.85 | 19.28 |
| | 64 | 5320 | 12.60 | 18.20 |
| 802.11 n-HT40 | 54 | 5270 | 12.94 | 19.68 |
| | 62 | 5310 | 12.81 | 19.10 |
| 802.11ac-VHT80 | 58 | 5290 | 9.73 | 9.40 |

WLAN (5.6G band)

| 5.6G WLAN | | | | |
|----------------|----------------|-----------------|--------------------|-------------------|
| Mode | Channel Number | Frequency (MHz) | Output Power (dBm) | Output Power (mW) |
| 802.11a20 | 100 | 5500 | 13.71 | 23.50 |
| | 116 | 5580 | 13.29 | 21.33 |
| | 140 | 5700 | 13.26 | 21.18 |
| 802.11 n-HT20 | 100 | 5500 | 11.84 | 15.28 |
| | 116 | 5580 | 11.43 | 13.90 |
| | 140 | 5700 | 11.82 | 15.21 |
| 802.11 n-HT40 | 102 | 5510 | 11.60 | 14.45 |
| | 110 | 5550 | 11.95 | 15.67 |
| | 134 | 5670 | 12.28 | 16.90 |
| 802.11ac-VHT80 | 106 | 5530 | 8.63 | 7.29 |
| | 122 | 5610 | 8.72 | 7.45 |

WLAN (5.8G band)

| 5.8G WLAN | | | | |
|----------------|----------------|-----------------|--------------------|-------------------|
| Mode | Channel Number | Frequency (MHz) | Output Power (dBm) | Output Power (mW) |
| 802.11a20 | 149 | 5745 | 13.42 | 21.98 |
| | 157 | 5785 | 13.73 | 23.60 |
| | 165 | 5825 | 13.49 | 22.34 |
| 802.11 n-HT20 | 149 | 5745 | 11.95 | 15.67 |
| | 157 | 5785 | 12.31 | 17.02 |
| | 165 | 5825 | 11.93 | 15.60 |
| 802.11 n-HT40 | 151 | 5755 | 12.21 | 16.63 |
| | 159 | 5795 | 12.25 | 16.79 |
| 802.11ac-VHT80 | 155 | 5775 | 9.27 | 8.45 |



LTE Conducted Power

General Note:

1. Anritsu CMW500 base station simulator was used to setup the connection with EUT; the frequency band, channel bandwidth, RB allocation configuration, modulation type are set in the base station simulator to configure EUT transmitting at maximum power and at different configurations which are requested to be reported to FCC, for conducted power measurement and SAR testing.
2. Per KDB 941225 D05, when a properly configured base station simulator is used for the SAR and power measurements, spectrum plots for each RB allocation and offset configuration is not required.
3. Per KDB 941225 D05, start with the largest channel bandwidth and measure SAR for QPSK with 1 RB allocation, using the RB offset and required test channel combination with the highest maximum output power for RB offsets at the upper edge, middle and lower edge of each required test channel.
4. Per KDB 941225 D05, 50% RB allocation for QPSK SAR testing follows 1RB QPSK allocation procedure.
5. Per KDB 941225 D05, For QPSK with 100% RB allocation, SAR is not required when the highest maximum output power for 100 % RB allocation is less than the highest maximum output power in 50% and 1 RB allocations and the highest reported SAR for 1 RB and 50% RB allocation are ≤ 0.8 W/kg. Otherwise, SAR is measured for the highest output power channel; and if the reported SAR is > 1.45 W/kg, the remaining required test channels must also be tested.
6. Per KDB 941225 D05, 16QAM output power for each RB allocation configuration is $>$ not $\frac{1}{2}$ dB higher than the same configuration in QPSK and the reported SAR for the QPSK configuration is ≤ 1.45 W/kg; Per KDB 941225 D05, 16QAM SAR testing is not required.
7. Per KDB 941225 D05, Smaller bandwidth output power for each RB allocation configuration is $>$ not $\frac{1}{2}$ dB higher than the same configuration in the largest supported bandwidth, and the reported SAR for the largest supported bandwidth is ≤ 1.45 W/kg; Per KDB 941225 D05, smaller bandwidth SAR testing is not required.



| LTE Band 2 Maximum Average Power [dBm] | | | | | | |
|--|---------|-----------|--------|--------|--------|---------|
| BW [MHz] | RB Size | RB Offset | Mod | Lowest | Middle | Highest |
| 1.4 | 1 | 0 | QPSK | 22.50 | 22.42 | 21.57 |
| 1.4 | 1 | 2 | | 22.52 | 22.43 | 21.57 |
| 1.4 | 1 | 5 | | 22.52 | 22.35 | 21.50 |
| 1.4 | 3 | 0 | | 22.58 | 22.61 | 21.74 |
| 1.4 | 3 | 1 | | 22.57 | 22.56 | 21.70 |
| 1.4 | 3 | 2 | | 22.64 | 22.57 | 21.69 |
| 1.4 | 6 | 0 | | 21.78 | 21.68 | 20.75 |
| 1.4 | 1 | 0 | 16-QAM | 21.84 | 21.84 | 20.68 |
| 1.4 | 1 | 2 | | 21.83 | 21.79 | 20.59 |
| 1.4 | 1 | 5 | | 21.85 | 21.80 | 20.64 |
| 1.4 | 3 | 0 | | 22.03 | 22.10 | 21.11 |
| 1.4 | 3 | 1 | | 21.99 | 22.09 | 21.07 |
| 1.4 | 3 | 2 | | 22.05 | 22.09 | 21.11 |
| 1.4 | 6 | 0 | | 21.12 | 21.06 | 20.25 |
| 3 | 1 | 0 | QPSK | 22.38 | 22.42 | 21.66 |
| 3 | 1 | 7 | | 22.39 | 22.34 | 21.60 |
| 3 | 1 | 14 | | 22.49 | 22.28 | 21.44 |
| 3 | 8 | 0 | | 21.88 | 21.88 | 21.11 |
| 3 | 8 | 4 | | 21.90 | 21.86 | 21.05 |
| 3 | 8 | 7 | | 21.90 | 21.80 | 20.97 |
| 3 | 15 | 0 | | 21.91 | 21.89 | 21.06 |
| 3 | 1 | 0 | 16-QAM | 21.55 | 22.12 | 21.09 |
| 3 | 1 | 7 | | 21.50 | 22.06 | 20.94 |
| 3 | 1 | 14 | | 21.58 | 21.97 | 20.89 |
| 3 | 8 | 0 | | 21.10 | 21.17 | 20.39 |
| 3 | 8 | 4 | | 21.15 | 21.15 | 20.33 |
| 3 | 8 | 7 | | 21.15 | 21.08 | 20.18 |
| 3 | 15 | 0 | | 21.21 | 21.15 | 20.30 |



| LTE Band 2 Maximum Average Power [dBm] | | | | | | |
|--|---------|-----------|--------|--------|--------|---------|
| BW [MHz] | RB Size | RB Offset | Mod | Lowest | Middle | Highest |
| 5 | 1 | 0 | QPSK | 22.59 | 22.69 | 21.99 |
| 5 | 1 | 12 | | 22.61 | 22.55 | 21.82 |
| 5 | 1 | 24 | | 22.68 | 22.42 | 21.67 |
| 5 | 12 | 0 | | 21.97 | 22.08 | 21.38 |
| 5 | 12 | 6 | | 22.02 | 21.99 | 21.25 |
| 5 | 12 | 11 | | 22.05 | 21.86 | 21.09 |
| 5 | 25 | 0 | | 22.06 | 22.00 | 21.31 |
| 5 | 1 | 0 | 16-QAM | 22.14 | 22.27 | 21.75 |
| 5 | 1 | 12 | | 22.11 | 22.16 | 21.61 |
| 5 | 1 | 24 | | 22.22 | 22.04 | 21.48 |
| 5 | 12 | 0 | | 21.18 | 21.38 | 20.69 |
| 5 | 12 | 6 | | 21.19 | 21.26 | 20.53 |
| 5 | 12 | 11 | | 21.27 | 21.16 | 20.39 |
| 5 | 25 | 0 | | 21.33 | 21.25 | 20.55 |
| 10 | 1 | 0 | QPSK | 22.65 | 22.89 | 22.49 |
| 10 | 1 | 24 | | 22.67 | 22.66 | 22.14 |
| 10 | 1 | 49 | | 22.81 | 22.44 | 21.81 |
| 10 | 25 | 0 | | 22.00 | 22.25 | 21.77 |
| 10 | 25 | 12 | | 22.08 | 22.04 | 21.48 |
| 10 | 25 | 24 | | 22.23 | 21.87 | 21.12 |
| 10 | 50 | 0 | | 22.18 | 22.12 | 21.57 |
| 10 | 1 | 0 | 16-QAM | 22.27 | 22.29 | 21.58 |
| 10 | 1 | 24 | | 22.29 | 22.01 | 21.18 |
| 10 | 1 | 49 | | 22.46 | 21.84 | 20.96 |
| 10 | 25 | 0 | | 21.27 | 21.53 | 21.09 |
| 10 | 25 | 12 | | 21.38 | 21.32 | 20.81 |
| 10 | 25 | 24 | | 21.53 | 21.15 | 20.48 |
| 10 | 50 | 0 | | 21.44 | 21.42 | 20.83 |



| LTE Band 2 Maximum Average Power [dBm] | | | | | | |
|--|---------|-----------|--------|--------|--------|---------|
| BW [MHz] | RB Size | RB Offset | Mod | Lowest | Middle | Highest |
| 15 | 1 | 0 | QPSK | 22.66 | 22.91 | 22.33 |
| 15 | 1 | 37 | | 22.73 | 22.55 | 22.30 |
| 15 | 1 | 74 | | 23.04 | 22.32 | 21.79 |
| 15 | 36 | 0 | | 21.92 | 22.21 | 21.65 |
| 15 | 36 | 18 | | 22.05 | 21.90 | 21.55 |
| 15 | 36 | 39 | | 22.24 | 21.72 | 21.16 |
| 15 | 75 | 0 | | 22.14 | 21.97 | 21.49 |
| 15 | 1 | 0 | 16-QAM | 22.00 | 22.52 | 21.73 |
| 15 | 1 | 38 | | 22.07 | 22.18 | 21.66 |
| 15 | 1 | 75 | | 22.34 | 21.99 | 21.20 |
| 15 | 36 | 0 | | 21.14 | 21.45 | 20.95 |
| 15 | 36 | 18 | | 21.24 | 21.20 | 20.87 |
| 15 | 36 | 39 | | 21.44 | 21.00 | 20.51 |
| 15 | 75 | 0 | | 21.40 | 21.22 | 20.75 |
| 20 | 1 | 0 | QPSK | 22.55 | 22.85 | 22.22 |
| 20 | 1 | 49 | | 22.83 | 22.64 | 22.51 |
| 20 | 1 | 99 | | 23.05 | 22.22 | 21.82 |
| 20 | 50 | 0 | | 22.00 | 22.53 | 21.48 |
| 20 | 50 | 24 | | 22.27 | 22.10 | 21.77 |
| 20 | 50 | 49 | | 22.54 | 21.82 | 21.33 |
| 20 | 100 | 0 | | 22.30 | 22.15 | 21.38 |
| 20 | 1 | 0 | 16-QAM | 22.01 | 22.36 | 21.65 |
| 20 | 1 | 49 | | 22.28 | 22.19 | 21.90 |
| 20 | 1 | 99 | | 22.48 | 21.77 | 21.31 |
| 20 | 50 | 0 | | 21.30 | 21.82 | 20.71 |
| 20 | 50 | 24 | | 21.55 | 21.40 | 21.04 |
| 20 | 50 | 49 | | 21.80 | 21.19 | 20.60 |
| 20 | 100 | 0 | | 21.57 | 21.39 | 20.62 |



| LTE Band 4 Maximum Average Power [dBm] | | | | | | |
|--|---------|-----------|--------|--------|--------|---------|
| BW [MHz] | RB Size | RB Offset | Mod | Lowest | Middle | Highest |
| 1.4 | 1 | 0 | QPSK | 22.77 | 22.79 | 22.68 |
| 1.4 | 1 | 2 | | 22.76 | 22.75 | 22.73 |
| 1.4 | 1 | 5 | | 22.71 | 22.75 | 22.71 |
| 1.4 | 3 | 0 | | 22.78 | 22.97 | 22.87 |
| 1.4 | 3 | 1 | | 22.78 | 22.93 | 22.82 |
| 1.4 | 3 | 2 | | 22.83 | 22.92 | 22.90 |
| 1.4 | 6 | 0 | | 21.93 | 22.02 | 22.00 |
| 1.4 | 1 | 0 | 16-QAM | 22.09 | 22.16 | 21.82 |
| 1.4 | 1 | 2 | | 22.04 | 22.17 | 21.81 |
| 1.4 | 1 | 5 | | 22.10 | 22.17 | 21.80 |
| 1.4 | 3 | 0 | | 22.28 | 22.42 | 22.25 |
| 1.4 | 3 | 1 | | 22.24 | 22.37 | 22.21 |
| 1.4 | 3 | 2 | | 22.23 | 22.44 | 22.34 |
| 1.4 | 6 | 0 | | 21.38 | 21.45 | 21.42 |
| 3 | 1 | 0 | QPSK | 22.64 | 22.75 | 22.63 |
| 3 | 1 | 7 | | 22.58 | 22.72 | 22.60 |
| 3 | 1 | 14 | | 22.55 | 22.80 | 22.62 |
| 3 | 8 | 0 | | 22.07 | 22.20 | 22.12 |
| 3 | 8 | 4 | | 22.06 | 22.19 | 22.13 |
| 3 | 8 | 7 | | 22.03 | 22.19 | 22.17 |
| 3 | 15 | 0 | | 22.07 | 22.23 | 22.12 |
| 3 | 1 | 0 | 16-QAM | 22.04 | 21.91 | 22.29 |
| 3 | 1 | 7 | | 21.99 | 21.88 | 22.25 |
| 3 | 1 | 14 | | 21.99 | 21.84 | 22.29 |
| 3 | 8 | 0 | | 21.34 | 21.42 | 21.41 |
| 3 | 8 | 4 | | 21.34 | 21.41 | 21.40 |
| 3 | 8 | 7 | | 21.27 | 21.44 | 21.36 |
| 3 | 15 | 0 | | 21.35 | 21.56 | 21.42 |



| LTE Band 4 Maximum Average Power [dBm] | | | | | | |
|--|---------|-----------|--------|--------|--------|---------|
| BW [MHz] | RB Size | RB Offset | Mod | Lowest | Middle | Highest |
| 5 | 1 | 0 | QPSK | 22.78 | 22.94 | 22.81 |
| 5 | 1 | 12 | | 22.69 | 22.91 | 22.85 |
| 5 | 1 | 24 | | 22.70 | 22.95 | 22.88 |
| 5 | 12 | 0 | | 22.14 | 22.28 | 22.24 |
| 5 | 12 | 6 | | 22.13 | 22.29 | 22.23 |
| 5 | 12 | 11 | | 22.13 | 22.36 | 22.23 |
| 5 | 25 | 0 | | 22.16 | 22.33 | 22.24 |
| 5 | 1 | 0 | 16-QAM | 22.36 | 22.68 | 22.35 |
| 5 | 1 | 12 | | 22.30 | 22.72 | 22.43 |
| 5 | 1 | 24 | | 22.33 | 22.70 | 22.43 |
| 5 | 12 | 0 | | 21.45 | 21.57 | 21.44 |
| 5 | 12 | 6 | | 21.41 | 21.52 | 21.45 |
| 5 | 12 | 11 | | 21.43 | 21.61 | 21.44 |
| 5 | 25 | 0 | | 21.42 | 21.60 | 21.57 |
| 10 | 1 | 0 | QPSK | 22.83 | 23.06 | 22.90 |
| 10 | 1 | 24 | | 22.77 | 23.02 | 22.88 |
| 10 | 1 | 49 | | 22.97 | 22.99 | 23.00 |
| 10 | 25 | 0 | | 22.17 | 22.31 | 22.22 |
| 10 | 25 | 12 | | 22.18 | 22.35 | 22.24 |
| 10 | 25 | 24 | | 22.22 | 22.43 | 22.23 |
| 10 | 50 | 0 | | 22.27 | 22.41 | 22.28 |
| 10 | 1 | 0 | 16-QAM | 22.48 | 22.40 | 21.97 |
| 10 | 1 | 24 | | 22.40 | 22.35 | 21.93 |
| 10 | 1 | 49 | | 22.63 | 22.37 | 22.08 |
| 10 | 25 | 0 | | 21.46 | 21.57 | 21.51 |
| 10 | 25 | 12 | | 21.48 | 21.63 | 21.53 |
| 10 | 25 | 24 | | 21.55 | 21.68 | 21.52 |
| 10 | 50 | 0 | | 21.53 | 21.72 | 21.51 |



| LTE Band 4 Maximum Average Power [dBm] | | | | | | |
|--|---------|-----------|--------|--------|--------|---------|
| BW [MHz] | RB Size | RB Offset | Mod | Lowest | Middle | Highest |
| 15 | 1 | 0 | QPSK | 22.81 | 23.01 | 22.93 |
| 15 | 1 | 37 | | 22.76 | 22.97 | 22.86 |
| 15 | 1 | 74 | | 23.02 | 22.98 | 22.99 |
| 15 | 36 | 0 | | 22.05 | 22.25 | 22.13 |
| 15 | 36 | 18 | | 22.07 | 22.26 | 22.12 |
| 15 | 36 | 39 | | 22.22 | 22.35 | 22.16 |
| 15 | 75 | 0 | | 22.15 | 22.29 | 22.18 |
| 15 | 1 | 0 | 16-QAM | 22.44 | 22.42 | 22.21 |
| 15 | 1 | 38 | | 22.48 | 22.30 | 22.20 |
| 15 | 1 | 75 | | 22.71 | 22.37 | 22.32 |
| 15 | 36 | 0 | | 21.35 | 21.55 | 21.36 |
| 15 | 36 | 18 | | 21.38 | 21.56 | 21.33 |
| 15 | 36 | 39 | | 21.52 | 21.60 | 21.40 |
| 15 | 75 | 0 | | 21.39 | 21.50 | 21.43 |
| 20 | 1 | 0 | QPSK | 22.75 | 22.90 | 22.86 |
| 20 | 1 | 49 | | 22.95 | 23.07 | 22.88 |
| 20 | 1 | 99 | | 23.03 | 22.98 | 22.89 |
| 20 | 50 | 0 | | 22.29 | 22.35 | 22.26 |
| 20 | 50 | 24 | | 22.35 | 22.41 | 22.31 |
| 20 | 50 | 49 | | 22.46 | 22.50 | 22.29 |
| 20 | 100 | 0 | | 22.31 | 22.42 | 22.24 |
| 20 | 1 | 0 | 16-QAM | 22.26 | 22.35 | 22.29 |
| 20 | 1 | 49 | | 22.49 | 22.43 | 22.35 |
| 20 | 1 | 99 | | 22.55 | 22.39 | 22.37 |
| 20 | 50 | 0 | | 21.58 | 21.58 | 21.56 |
| 20 | 50 | 24 | | 21.67 | 21.63 | 21.60 |
| 20 | 50 | 49 | | 21.74 | 21.73 | 21.60 |
| 20 | 100 | 0 | | 21.59 | 21.65 | 21.54 |



| LTE Band 5 Maximum Average Power [dBm] | | | | | | |
|--|---------|-----------|--------|--------|--------|---------|
| BW [MHz] | RB Size | RB Offset | Mod | Lowest | Middle | Highest |
| 1.4 | 1 | 0 | QPSK | 22.55 | 22.68 | 22.67 |
| 1.4 | 1 | 2 | | 22.65 | 22.72 | 22.70 |
| 1.4 | 1 | 5 | | 22.63 | 22.72 | 22.62 |
| 1.4 | 3 | 0 | | 22.70 | 22.87 | 22.85 |
| 1.4 | 3 | 1 | | 22.69 | 22.87 | 22.80 |
| 1.4 | 3 | 2 | | 22.75 | 22.91 | 22.80 |
| 1.4 | 6 | 0 | | 21.79 | 21.97 | 21.90 |
| 1.4 | 1 | 0 | 16-QAM | 21.88 | 22.03 | 21.78 |
| 1.4 | 1 | 2 | | 21.92 | 22.08 | 21.78 |
| 1.4 | 1 | 5 | | 21.97 | 22.13 | 21.73 |
| 1.4 | 3 | 0 | | 22.16 | 22.32 | 22.24 |
| 1.4 | 3 | 1 | | 22.09 | 22.31 | 22.17 |
| 1.4 | 3 | 2 | | 22.13 | 22.33 | 22.24 |
| 1.4 | 6 | 0 | | 21.22 | 21.39 | 21.34 |
| 3 | 1 | 0 | QPSK | 22.41 | 22.60 | 22.65 |
| 3 | 1 | 7 | | 22.58 | 22.72 | 22.61 |
| 3 | 1 | 14 | | 22.53 | 22.81 | 22.54 |
| 3 | 8 | 0 | | 21.93 | 22.08 | 22.12 |
| 3 | 8 | 4 | | 21.93 | 22.13 | 22.15 |
| 3 | 8 | 7 | | 22.00 | 22.15 | 22.08 |
| 3 | 15 | 0 | | 21.96 | 22.14 | 22.13 |
| 3 | 1 | 0 | 16-QAM | 21.84 | 21.71 | 22.35 |
| 3 | 1 | 7 | | 21.97 | 21.72 | 22.32 |
| 3 | 1 | 14 | | 21.97 | 21.82 | 22.24 |
| 3 | 8 | 0 | | 21.21 | 21.29 | 21.37 |
| 3 | 8 | 4 | | 21.21 | 21.35 | 21.40 |
| 3 | 8 | 7 | | 21.19 | 21.39 | 21.34 |
| 3 | 15 | 0 | | 21.19 | 21.45 | 21.43 |



| LTE Band 5 Maximum Average Power [dBm] | | | | | | |
|--|---------|-----------|--------|--------|--------|---------|
| BW [MHz] | RB Size | RB Offset | Mod | Lowest | Middle | Highest |
| 5 | 1 | 0 | QPSK | 22.68 | 22.75 | 23.01 |
| 5 | 1 | 12 | | 22.79 | 22.90 | 22.95 |
| 5 | 1 | 24 | | 22.71 | 22.93 | 22.84 |
| 5 | 12 | 0 | | 22.07 | 22.13 | 22.31 |
| 5 | 12 | 6 | | 22.11 | 22.25 | 22.29 |
| 5 | 12 | 11 | | 22.04 | 22.30 | 22.22 |
| 5 | 25 | 0 | | 22.13 | 22.25 | 22.30 |
| 5 | 1 | 0 | 16-QAM | 22.21 | 22.32 | 22.77 |
| 5 | 1 | 12 | | 22.24 | 22.45 | 22.77 |
| 5 | 1 | 24 | | 22.32 | 22.51 | 22.63 |
| 5 | 12 | 0 | | 21.29 | 21.43 | 21.56 |
| 5 | 12 | 6 | | 21.29 | 21.49 | 21.52 |
| 5 | 12 | 11 | | 21.28 | 21.58 | 21.50 |
| 5 | 25 | 0 | | 21.45 | 21.49 | 21.52 |
| 10 | 1 | 0 | QPSK | 22.75 | 22.74 | 23.07 |
| 10 | 1 | 24 | | 22.80 | 22.88 | 23.13 |
| 10 | 1 | 49 | | 22.85 | 23.08 | 22.93 |
| 10 | 25 | 0 | | 22.17 | 22.12 | 22.43 |
| 10 | 25 | 12 | | 22.12 | 22.27 | 22.42 |
| 10 | 25 | 24 | | 22.14 | 22.40 | 22.27 |
| 10 | 50 | 0 | | 22.20 | 22.31 | 22.41 |
| 10 | 1 | 0 | 16-QAM | 21.80 | 22.40 | 22.37 |
| 10 | 1 | 24 | | 21.90 | 22.50 | 22.56 |
| 10 | 1 | 49 | | 21.96 | 22.72 | 22.31 |
| 10 | 25 | 0 | | 21.43 | 21.41 | 21.67 |
| 10 | 25 | 12 | | 21.41 | 21.54 | 21.67 |
| 10 | 25 | 24 | | 21.42 | 21.66 | 21.56 |
| 10 | 50 | 0 | | 21.45 | 21.56 | 21.68 |



| LTE Band 7 Maximum Average Power [dBm] | | | | | | |
|--|---------|-----------|--------|--------|--------|---------|
| BW [MHz] | RB Size | RB Offset | Mod | Lowest | Middle | Highest |
| 5 | 1 | 0 | QPSK | 21.90 | 21.93 | 21.73 |
| 5 | 1 | 12 | | 21.92 | 21.98 | 21.71 |
| 5 | 1 | 24 | | 22.00 | 22.01 | 21.70 |
| 5 | 12 | 0 | | 19.72 | 21.52 | 21.20 |
| 5 | 12 | 6 | | 19.81 | 21.52 | 21.19 |
| 5 | 12 | 11 | | 19.86 | 21.52 | 21.19 |
| 5 | 25 | 0 | | 19.80 | 21.54 | 21.24 |
| 5 | 1 | 0 | 16-QAM | 19.99 | 21.55 | 21.52 |
| 5 | 1 | 12 | | 20.07 | 21.69 | 21.50 |
| 5 | 1 | 24 | | 20.07 | 21.60 | 21.48 |
| 5 | 12 | 0 | | 18.90 | 19.16 | 18.79 |
| 5 | 12 | 6 | | 18.98 | 19.15 | 18.80 |
| 5 | 12 | 11 | | 19.04 | 19.18 | 18.79 |
| 5 | 25 | 0 | | 19.02 | 19.11 | 18.75 |
| 10 | 1 | 0 | QPSK | 21.96 | 22.08 | 21.85 |
| 10 | 1 | 24 | | 21.96 | 22.09 | 21.82 |
| 10 | 1 | 49 | | 22.04 | 22.10 | 21.83 |
| 10 | 25 | 0 | | 19.79 | 21.58 | 21.27 |
| 10 | 25 | 12 | | 19.89 | 21.57 | 21.23 |
| 10 | 25 | 24 | | 19.94 | 21.61 | 21.28 |
| 10 | 50 | 0 | | 19.91 | 21.66 | 21.36 |
| 10 | 1 | 0 | 16-QAM | 20.14 | 21.48 | 20.92 |
| 10 | 1 | 24 | | 20.20 | 21.46 | 20.88 |
| 10 | 1 | 49 | | 20.27 | 21.53 | 20.91 |
| 10 | 25 | 0 | | 19.06 | 19.17 | 18.89 |
| 10 | 25 | 12 | | 19.14 | 19.22 | 18.88 |
| 10 | 25 | 24 | | 19.20 | 19.22 | 18.87 |
| 10 | 50 | 0 | | 19.12 | 19.25 | 18.87 |



| LTE Band 7 Maximum Average Power [dBm] | | | | | | |
|--|---------|-----------|--------|--------|--------|---------|
| BW [MHz] | RB Size | RB Offset | Mod | Lowest | Middle | Highest |
| 15 | 1 | 0 | QPSK | 21.96 | 22.09 | 21.76 |
| 15 | 1 | 37 | | 22.00 | 22.11 | 21.64 |
| 15 | 1 | 74 | | 22.07 | 22.13 | 21.78 |
| 15 | 36 | 0 | | 19.73 | 21.41 | 21.13 |
| 15 | 36 | 18 | | 19.80 | 21.41 | 21.10 |
| 15 | 36 | 39 | | 19.84 | 21.45 | 21.12 |
| 15 | 75 | 0 | | 19.77 | 21.43 | 21.09 |
| 15 | 1 | 0 | 16-QAM | 19.89 | 21.47 | 21.48 |
| 15 | 1 | 38 | | 19.92 | 21.35 | 21.33 |
| 15 | 1 | 75 | | 19.98 | 21.49 | 21.47 |
| 15 | 36 | 0 | | 19.02 | 19.03 | 18.79 |
| 15 | 36 | 18 | | 19.09 | 19.04 | 18.82 |
| 15 | 36 | 39 | | 19.13 | 19.07 | 18.81 |
| 15 | 75 | 0 | | 18.95 | 19.11 | 18.73 |
| 20 | 1 | 0 | QPSK | 21.93 | 21.91 | 21.79 |
| 20 | 1 | 49 | | 22.08 | 22.08 | 21.78 |
| 20 | 1 | 99 | | 22.04 | 22.03 | 21.72 |
| 20 | 50 | 0 | | 19.79 | 21.58 | 21.46 |
| 20 | 50 | 24 | | 19.93 | 21.63 | 21.35 |
| 20 | 50 | 49 | | 21.62 | 21.64 | 21.35 |
| 20 | 100 | 0 | | 19.82 | 21.61 | 21.36 |
| 20 | 1 | 0 | 16-QAM | 19.83 | 21.42 | 21.37 |
| 20 | 1 | 49 | | 20.09 | 21.59 | 21.29 |
| 20 | 1 | 99 | | 21.50 | 21.46 | 21.26 |
| 20 | 50 | 0 | | 19.00 | 19.20 | 19.04 |
| 20 | 50 | 24 | | 19.16 | 19.28 | 18.99 |
| 20 | 50 | 49 | | 19.17 | 19.32 | 18.95 |
| 20 | 100 | 0 | | 19.04 | 19.17 | 18.91 |



| LTE Band 12 Maximum Average Power [dBm] | | | | | | |
|---|---------|-----------|--------|--------|--------|---------|
| BW [MHz] | RB Size | RB Offset | Mod | Lowest | Middle | Highest |
| 1.4 | 1 | 0 | QPSK | 23.47 | 23.43 | 23.61 |
| 1.4 | 1 | 2 | | 23.49 | 23.42 | 23.62 |
| 1.4 | 1 | 5 | | 23.54 | 23.44 | 23.57 |
| 1.4 | 3 | 0 | | 23.60 | 23.66 | 23.79 |
| 1.4 | 3 | 1 | | 23.61 | 23.62 | 23.81 |
| 1.4 | 3 | 2 | | 23.71 | 23.69 | 23.84 |
| 1.4 | 6 | 0 | | 22.72 | 22.71 | 22.88 |
| 1.4 | 1 | 0 | 16-QAM | 22.80 | 22.86 | 22.63 |
| 1.4 | 1 | 2 | | 22.78 | 22.81 | 22.66 |
| 1.4 | 1 | 5 | | 22.87 | 22.91 | 22.59 |
| 1.4 | 3 | 0 | | 23.09 | 23.13 | 23.14 |
| 1.4 | 3 | 1 | | 23.05 | 23.14 | 23.15 |
| 1.4 | 3 | 2 | | 23.07 | 23.11 | 23.11 |
| 1.4 | 6 | 0 | | 22.09 | 22.17 | 22.27 |
| 3 | 1 | 0 | QPSK | 23.32 | 23.39 | 23.65 |
| 3 | 1 | 7 | | 23.30 | 23.35 | 23.66 |
| 3 | 1 | 14 | | 23.38 | 23.47 | 23.62 |
| 3 | 8 | 0 | | 22.86 | 22.82 | 23.09 |
| 3 | 8 | 4 | | 22.93 | 22.88 | 23.10 |
| 3 | 8 | 7 | | 22.95 | 22.95 | 23.05 |
| 3 | 15 | 0 | | 22.91 | 22.96 | 23.09 |
| 3 | 1 | 0 | 16-QAM | 23.03 | 22.80 | 22.70 |
| 3 | 1 | 7 | | 23.03 | 22.81 | 22.61 |
| 3 | 1 | 14 | | 23.03 | 22.92 | 22.59 |
| 3 | 8 | 0 | | 22.13 | 22.17 | 22.30 |
| 3 | 8 | 4 | | 22.14 | 22.15 | 22.30 |
| 3 | 8 | 7 | | 22.09 | 22.24 | 22.23 |
| 3 | 15 | 0 | | 22.23 | 22.18 | 22.36 |



| LTE Band 12 Maximum Average Power [dBm] | | | | | | |
|---|---------|-----------|--------|--------|--------|---------|
| BW [MHz] | RB Size | RB Offset | Mod | Lowest | Middle | Highest |
| 5 | 1 | 0 | QPSK | 23.53 | 23.54 | 23.79 |
| 5 | 1 | 12 | | 23.59 | 23.64 | 23.80 |
| 5 | 1 | 24 | | 23.52 | 23.77 | 23.66 |
| 5 | 12 | 0 | | 23.06 | 23.00 | 23.20 |
| 5 | 12 | 6 | | 22.97 | 23.03 | 23.22 |
| 5 | 12 | 11 | | 22.91 | 23.15 | 23.15 |
| 5 | 25 | 0 | | 22.95 | 23.11 | 23.21 |
| 5 | 1 | 0 | 16-QAM | 23.28 | 23.09 | 23.34 |
| 5 | 1 | 12 | | 23.42 | 23.21 | 23.26 |
| 5 | 1 | 24 | | 23.30 | 23.36 | 23.22 |
| 5 | 12 | 0 | | 22.24 | 22.24 | 22.48 |
| 5 | 12 | 6 | | 22.22 | 22.25 | 22.51 |
| 5 | 12 | 11 | | 22.19 | 22.40 | 22.39 |
| 5 | 25 | 0 | | 22.25 | 22.39 | 22.43 |
| 10 | 1 | 0 | QPSK | 23.60 | 23.58 | 23.71 |
| 10 | 1 | 24 | | 23.59 | 23.71 | 23.96 |
| 10 | 1 | 49 | | 23.75 | 23.98 | 23.93 |
| 10 | 25 | 0 | | 23.03 | 23.07 | 23.04 |
| 10 | 25 | 12 | | 23.02 | 23.09 | 23.26 |
| 10 | 25 | 24 | | 23.01 | 23.39 | 23.23 |
| 10 | 50 | 0 | | 23.10 | 23.32 | 23.12 |
| 10 | 1 | 0 | 16-QAM | 23.24 | 22.95 | 22.74 |
| 10 | 1 | 24 | | 23.21 | 23.12 | 22.99 |
| 10 | 1 | 49 | | 23.42 | 23.36 | 22.92 |
| 10 | 25 | 0 | | 22.36 | 22.31 | 22.29 |
| 10 | 25 | 12 | | 22.30 | 22.37 | 22.52 |
| 10 | 25 | 24 | | 22.32 | 22.65 | 22.47 |
| 10 | 50 | 0 | | 22.35 | 22.57 | 22.36 |



| LTE Band 13 Maximum Average Power [dBm] | | | | | | |
|---|---------|-----------|--------|--------|--------|---------|
| BW [MHz] | RB Size | RB Offset | Mod | Lowest | Middle | Highest |
| 5 | 1 | 0 | QPSK | 17.83 | 17.79 | 17.78 |
| 5 | 1 | 12 | | 17.89 | 17.85 | 17.88 |
| 5 | 1 | 24 | | 17.89 | 17.83 | 17.87 |
| 5 | 12 | 0 | | 16.80 | 16.94 | 16.87 |
| 5 | 12 | 6 | | 16.92 | 16.92 | 16.91 |
| 5 | 12 | 11 | | 16.75 | 16.80 | 16.90 |
| 5 | 25 | 0 | | 16.73 | 16.91 | 16.95 |
| 5 | 1 | 0 | 16-QAM | 17.44 | 17.21 | 17.23 |
| 5 | 1 | 12 | | 17.50 | 17.31 | 17.28 |
| 5 | 1 | 24 | | 17.47 | 17.23 | 17.27 |
| 5 | 12 | 0 | | 15.74 | 15.88 | 15.95 |
| 5 | 12 | 6 | | 15.90 | 15.90 | 15.96 |
| 5 | 12 | 11 | | 15.74 | 15.80 | 16.01 |
| 5 | 25 | 0 | | 15.74 | 15.94 | 15.96 |
| 10 | 1 | 0 | QPSK | / | 17.83 | / |
| 10 | 1 | 24 | | / | 17.92 | / |
| 10 | 1 | 49 | | / | 18.01 | / |
| 10 | 25 | 0 | | / | 16.90 | / |
| 10 | 25 | 12 | | / | 16.95 | / |
| 10 | 25 | 24 | | / | 16.85 | / |
| 10 | 50 | 0 | | / | 16.93 | / |
| 10 | 1 | 0 | 16-QAM | / | 17.33 | / |
| 10 | 1 | 24 | | / | 17.42 | / |
| 10 | 1 | 49 | | / | 17.50 | / |
| 10 | 25 | 0 | | / | 15.97 | / |
| 10 | 25 | 12 | | / | 15.98 | / |
| 10 | 25 | 24 | | / | 15.92 | / |
| 10 | 50 | 0 | | / | 15.93 | / |



| LTE Band 17 Maximum Average Power [dBm] | | | | | | |
|---|---------|-----------|--------|--------|--------|---------|
| BW [MHz] | RB Size | RB Offset | Mod | Lowest | Middle | Highest |
| 5 | 1 | 0 | QPSK | 23.34 | 23.34 | 23.57 |
| 5 | 1 | 12 | | 23.49 | 23.57 | 23.55 |
| 5 | 1 | 24 | | 23.46 | 23.57 | 23.49 |
| 5 | 12 | 0 | | 22.78 | 22.76 | 23.00 |
| 5 | 12 | 6 | | 22.82 | 22.90 | 22.95 |
| 5 | 12 | 11 | | 22.82 | 23.08 | 22.86 |
| 5 | 25 | 0 | | 22.82 | 22.94 | 22.95 |
| 5 | 1 | 0 | 16-QAM | 22.87 | 22.95 | 23.35 |
| 5 | 1 | 12 | | 23.04 | 23.11 | 23.26 |
| 5 | 1 | 24 | | 23.04 | 23.13 | 23.22 |
| 5 | 12 | 0 | | 22.05 | 22.09 | 22.25 |
| 5 | 12 | 6 | | 22.00 | 22.23 | 22.20 |
| 5 | 12 | 11 | | 22.07 | 22.34 | 22.11 |
| 5 | 25 | 0 | | 22.13 | 22.16 | 22.19 |
| 10 | 1 | 0 | QPSK | 23.32 | 23.39 | 23.50 |
| 10 | 1 | 24 | | 23.44 | 23.55 | 23.66 |
| 10 | 1 | 49 | | 23.65 | 23.61 | 23.63 |
| 10 | 25 | 0 | | 22.79 | 22.80 | 22.76 |
| 10 | 25 | 12 | | 22.90 | 22.96 | 22.98 |
| 10 | 25 | 24 | | 23.10 | 23.07 | 22.94 |
| 10 | 50 | 0 | | 23.01 | 22.98 | 22.89 |
| 10 | 1 | 0 | 16-QAM | 22.96 | 22.79 | 22.59 |
| 10 | 1 | 24 | | 23.09 | 22.97 | 22.77 |
| 10 | 1 | 49 | | 23.21 | 22.97 | 22.68 |
| 10 | 25 | 0 | | 22.10 | 22.08 | 22.06 |
| 10 | 25 | 12 | | 22.21 | 22.25 | 22.26 |
| 10 | 25 | 24 | | 22.41 | 22.31 | 22.24 |
| 10 | 50 | 0 | | 22.30 | 22.26 | 22.10 |



| LTE Band 25 Maximum Average Power [dBm] | | | | | | |
|---|---------|-----------|--------|--------|--------|---------|
| BW [MHz] | RB Size | RB Offset | Mod | Lowest | Middle | Highest |
| 1.4 | 1 | 0 | QPSK | 22.41 | 22.50 | 21.85 |
| 1.4 | 1 | 2 | | 22.41 | 22.47 | 21.87 |
| 1.4 | 1 | 5 | | 22.41 | 22.47 | 21.95 |
| 1.4 | 3 | 0 | | 22.54 | 22.55 | 22.05 |
| 1.4 | 3 | 1 | | 22.54 | 22.57 | 22.06 |
| 1.4 | 3 | 2 | | 22.54 | 22.56 | 22.12 |
| 1.4 | 6 | 0 | | 21.62 | 21.70 | 21.19 |
| 1.4 | 1 | 0 | 16-QAM | 21.51 | 21.82 | 21.22 |
| 1.4 | 1 | 2 | | 21.54 | 21.71 | 21.24 |
| 1.4 | 1 | 5 | | 21.51 | 21.83 | 21.35 |
| 1.4 | 3 | 0 | | 21.92 | 22.04 | 21.50 |
| 1.4 | 3 | 1 | | 21.91 | 22.00 | 21.51 |
| 1.4 | 3 | 2 | | 21.95 | 21.98 | 21.57 |
| 1.4 | 6 | 0 | | 21.07 | 21.12 | 20.58 |
| 3 | 1 | 0 | QPSK | 22.37 | 22.37 | 21.66 |
| 3 | 1 | 7 | | 22.41 | 22.24 | 21.76 |
| 3 | 1 | 14 | | 22.46 | 22.27 | 21.96 |
| 3 | 8 | 0 | | 21.79 | 21.83 | 21.13 |
| 3 | 8 | 4 | | 21.81 | 21.85 | 21.27 |
| 3 | 8 | 7 | | 21.80 | 21.78 | 21.35 |
| 3 | 15 | 0 | | 21.84 | 21.82 | 21.29 |
| 3 | 1 | 0 | 16-QAM | 21.47 | 22.06 | 21.09 |
| 3 | 1 | 7 | | 21.49 | 21.83 | 21.14 |
| 3 | 1 | 14 | | 21.51 | 21.97 | 21.34 |
| 3 | 8 | 0 | | 21.04 | 21.13 | 20.48 |
| 3 | 8 | 4 | | 21.05 | 21.13 | 20.52 |
| 3 | 8 | 7 | | 21.09 | 21.06 | 20.60 |
| 3 | 15 | 0 | | 21.16 | 21.12 | 20.52 |



| LTE Band 25 Maximum Average Power [dBm] | | | | | | |
|---|---------|-----------|--------|--------|--------|---------|
| BW [MHz] | RB Size | RB Offset | Mod | Lowest | Middle | Highest |
| 5 | 1 | 0 | QPSK | 22.53 | 22.65 | 21.80 |
| 5 | 1 | 12 | | 22.53 | 22.54 | 21.92 |
| 5 | 1 | 24 | | 22.58 | 22.51 | 22.18 |
| 5 | 12 | 0 | | 21.86 | 21.98 | 21.12 |
| 5 | 12 | 6 | | 21.91 | 21.93 | 21.30 |
| 5 | 12 | 11 | | 22.00 | 21.89 | 21.50 |
| 5 | 25 | 0 | | 21.98 | 21.96 | 21.34 |
| 5 | 1 | 0 | 16-QAM | 22.11 | 22.42 | 21.35 |
| 5 | 1 | 12 | | 22.09 | 22.36 | 21.49 |
| 5 | 1 | 24 | | 22.16 | 22.28 | 21.72 |
| 5 | 12 | 0 | | 21.17 | 21.29 | 20.35 |
| 5 | 12 | 6 | | 21.22 | 21.23 | 20.46 |
| 5 | 12 | 11 | | 21.28 | 21.19 | 20.72 |
| 5 | 25 | 0 | | 21.18 | 21.24 | 20.63 |
| 10 | 1 | 0 | QPSK | 22.60 | 22.80 | 22.35 |
| 10 | 1 | 24 | | 22.63 | 22.58 | 21.91 |
| 10 | 1 | 49 | | 22.86 | 22.52 | 22.29 |
| 10 | 25 | 0 | | 21.90 | 22.13 | 21.46 |
| 10 | 25 | 12 | | 22.02 | 21.99 | 21.28 |
| 10 | 25 | 24 | | 22.21 | 21.91 | 21.55 |
| 10 | 50 | 0 | | 22.12 | 22.07 | 21.59 |
| 10 | 1 | 0 | 16-QAM | 22.22 | 22.21 | 21.44 |
| 10 | 1 | 24 | | 22.24 | 21.97 | 20.95 |
| 10 | 1 | 49 | | 22.53 | 21.94 | 21.30 |
| 10 | 25 | 0 | | 21.20 | 21.44 | 20.79 |
| 10 | 25 | 12 | | 21.28 | 21.28 | 20.56 |
| 10 | 25 | 24 | | 21.51 | 21.23 | 20.81 |
| 10 | 50 | 0 | | 21.36 | 21.38 | 20.81 |



| LTE Band 25 Maximum Average Power [dBm] | | | | | | |
|---|---------|-----------|--------|--------|--------|---------|
| BW [MHz] | RB Size | RB Offset | Mod | Lowest | Middle | Highest |
| 15 | 1 | 0 | QPSK | 22.57 | 22.88 | 22.50 |
| 15 | 1 | 37 | | 22.68 | 22.60 | 22.09 |
| 15 | 1 | 74 | | 23.03 | 22.50 | 22.24 |
| 15 | 36 | 0 | | 21.83 | 22.08 | 21.77 |
| 15 | 36 | 18 | | 22.02 | 21.86 | 21.34 |
| 15 | 36 | 39 | | 22.29 | 21.82 | 21.35 |
| 15 | 75 | 0 | | 22.10 | 21.97 | 21.56 |
| 15 | 1 | 0 | 16-QAM | 22.22 | 22.32 | 21.82 |
| 15 | 1 | 38 | | 22.32 | 21.90 | 21.37 |
| 15 | 1 | 75 | | 22.67 | 21.90 | 21.55 |
| 15 | 36 | 0 | | 21.10 | 21.39 | 21.00 |
| 15 | 36 | 18 | | 21.28 | 21.16 | 20.57 |
| 15 | 36 | 39 | | 21.59 | 21.14 | 20.58 |
| 15 | 75 | 0 | | 21.33 | 21.22 | 20.85 |
| 20 | 1 | 0 | QPSK | 22.51 | 22.95 | 22.42 |
| 20 | 1 | 49 | | 22.88 | 22.58 | 22.36 |
| 20 | 1 | 99 | | 23.16 | 22.44 | 22.16 |
| 20 | 50 | 0 | | 21.92 | 22.46 | 21.97 |
| 20 | 50 | 24 | | 22.29 | 22.05 | 21.71 |
| 20 | 50 | 49 | | 22.56 | 22.05 | 21.50 |
| 20 | 100 | 0 | | 22.29 | 22.22 | 21.74 |
| 20 | 1 | 0 | 16-QAM | 21.97 | 22.47 | 21.85 |
| 20 | 1 | 49 | | 22.32 | 22.14 | 21.81 |
| 20 | 1 | 99 | | 22.58 | 21.96 | 21.56 |
| 20 | 50 | 0 | | 21.22 | 21.76 | 21.21 |
| 20 | 50 | 24 | | 21.57 | 21.38 | 20.97 |
| 20 | 50 | 49 | | 21.86 | 21.36 | 20.77 |
| 20 | 100 | 0 | | 21.53 | 21.51 | 20.93 |



| LTE Band 26 Maximum Average Power [dBm] | | | | | | |
|---|---------|-----------|--------|--------|--------|---------|
| BW [MHz] | RB Size | RB Offset | Mod | Lowest | Middle | Highest |
| 1.4 | 1 | 0 | QPSK | 19.84 | 19.48 | 19.48 |
| 1.4 | 1 | 2 | | 19.89 | 19.61 | 19.57 |
| 1.4 | 1 | 5 | | 19.74 | 19.54 | 19.51 |
| 1.4 | 3 | 0 | | 19.66 | 19.62 | 19.54 |
| 1.4 | 3 | 1 | | 19.70 | 19.65 | 19.59 |
| 1.4 | 3 | 2 | | 19.64 | 19.59 | 19.54 |
| 1.4 | 6 | 0 | | 18.84 | 18.65 | 18.63 |
| 1.4 | 1 | 0 | 16-QAM | 18.60 | 18.70 | 18.38 |
| 1.4 | 1 | 2 | | 18.71 | 18.76 | 18.47 |
| 1.4 | 1 | 5 | | 18.63 | 18.69 | 18.39 |
| 1.4 | 3 | 0 | | 18.67 | 18.85 | 18.71 |
| 1.4 | 3 | 1 | | 18.76 | 18.88 | 18.75 |
| 1.4 | 3 | 2 | | 18.70 | 18.81 | 18.74 |
| 1.4 | 6 | 0 | | 17.85 | 17.85 | 17.80 |
| 3 | 1 | 0 | QPSK | 19.62 | 19.31 | 19.31 |
| 3 | 1 | 7 | | 19.57 | 19.45 | 19.41 |
| 3 | 1 | 14 | | 19.50 | 19.34 | 19.34 |
| 3 | 8 | 0 | | 18.50 | 18.47 | 18.47 |
| 3 | 8 | 4 | | 18.71 | 18.58 | 18.59 |
| 3 | 8 | 7 | | 18.90 | 18.61 | 18.52 |
| 3 | 15 | 0 | | 18.76 | 18.54 | 18.51 |
| 3 | 1 | 0 | 16-QAM | 18.24 | 18.80 | 18.56 |
| 3 | 1 | 7 | | 18.39 | 18.88 | 18.60 |
| 3 | 1 | 14 | | 18.33 | 18.77 | 18.53 |
| 3 | 8 | 0 | | 17.23 | 17.53 | 17.47 |
| 3 | 8 | 4 | | 17.53 | 17.62 | 17.58 |
| 3 | 8 | 7 | | 17.80 | 17.60 | 17.50 |
| 3 | 15 | 0 | | 17.43 | 17.61 | 17.50 |



| LTE Band 26 Maximum Average Power [dBm] | | | | | | |
|---|---------|-----------|--------|--------|--------|---------|
| BW [MHz] | RB Size | RB Offset | Mod | Lowest | Middle | Highest |
| 5 | 1 | 0 | QPSK | 19.82 | 19.58 | 19.62 |
| 5 | 1 | 12 | | 19.77 | 19.66 | 19.67 |
| 5 | 1 | 24 | | 19.69 | 19.52 | 19.60 |
| 5 | 12 | 0 | | 17.65 | 18.23 | 18.38 |
| 5 | 12 | 6 | | 18.69 | 18.61 | 18.64 |
| 5 | 12 | 11 | | 19.04 | 18.83 | 18.66 |
| 5 | 25 | 0 | | 18.60 | 18.68 | 18.56 |
| 5 | 1 | 0 | 16-QAM | 18.82 | 18.93 | 19.19 |
| 5 | 1 | 12 | | 19.08 | 19.02 | 19.27 |
| 5 | 1 | 24 | | 18.99 | 18.97 | 19.23 |
| 5 | 12 | 0 | | 16.56 | 17.23 | 17.36 |
| 5 | 12 | 6 | | 17.69 | 17.71 | 17.63 |
| 5 | 12 | 11 | | 18.02 | 17.83 | 17.67 |
| 5 | 25 | 0 | | 17.39 | 17.55 | 17.49 |
| 10 | 1 | 0 | QPSK | 19.85 | / | / |
| 10 | 1 | 24 | | 19.80 | / | / |
| 10 | 1 | 49 | | 19.80 | / | / |
| 10 | 25 | 0 | | 17.69 | / | / |
| 10 | 25 | 12 | | 18.74 | / | / |
| 10 | 25 | 24 | | 18.96 | / | / |
| 10 | 50 | 0 | | 18.23 | / | / |
| 10 | 1 | 0 | 16-QAM | 18.49 | / | / |
| 10 | 1 | 24 | | 18.66 | / | / |
| 10 | 1 | 49 | | 18.59 | / | / |
| 10 | 25 | 0 | | 16.50 | / | / |
| 10 | 25 | 12 | | 17.67 | / | / |
| 10 | 25 | 24 | | 17.97 | / | / |
| 10 | 50 | 0 | | 16.13 | / | / |



| LTE Band 26 Maximum Average Power [dBm] | | | | | | |
|---|---------|-----------|-------|--------|--------|---------|
| BW [MHz] | RB Size | RB Offset | Mod | Lowest | Middle | Highest |
| 1.4 | 1 | 0 | QPSK | 19.56 | 19.64 | 19.75 |
| 1.4 | 1 | 2 | | 19.66 | 19.77 | 19.82 |
| 1.4 | 1 | 5 | | 19.60 | 19.65 | 19.74 |
| 1.4 | 3 | 0 | | 19.56 | 19.77 | 19.81 |
| 1.4 | 3 | 1 | | 19.57 | 19.78 | 19.83 |
| 1.4 | 3 | 2 | | 19.58 | 19.75 | 19.81 |
| 1.4 | 6 | 0 | | 18.62 | 18.81 | 18.86 |
| 1.4 | 1 | 0 | | 16-QAM | 18.70 | 18.85 |
| 1.4 | 1 | 2 | 18.76 | | 18.90 | 18.71 |
| 1.4 | 1 | 5 | 18.72 | | 18.84 | 18.65 |
| 1.4 | 3 | 0 | 18.78 | | 18.95 | 18.96 |
| 1.4 | 3 | 1 | 18.78 | | 19.04 | 18.99 |
| 1.4 | 3 | 2 | 18.70 | | 19.00 | 18.97 |
| 1.4 | 6 | 0 | 17.84 | | 17.98 | 18.08 |
| 3 | 1 | 0 | QPSK | | 19.32 | 19.47 |
| 3 | 1 | 7 | | 19.45 | 19.59 | 19.70 |
| 3 | 1 | 14 | | 19.39 | 19.54 | 19.57 |
| 3 | 8 | 0 | | 18.48 | 18.66 | 18.80 |
| 3 | 8 | 4 | | 18.57 | 18.77 | 18.88 |
| 3 | 8 | 7 | | 18.47 | 18.79 | 18.80 |
| 3 | 15 | 0 | | 18.51 | 18.74 | 18.80 |
| 3 | 1 | 0 | | 16-QAM | 18.24 | 18.92 |
| 3 | 1 | 7 | 18.32 | | 19.03 | 18.92 |
| 3 | 1 | 14 | 18.18 | | 18.99 | 18.79 |
| 3 | 8 | 0 | 17.45 | | 17.73 | 17.86 |
| 3 | 8 | 4 | 17.55 | | 17.75 | 17.90 |
| 3 | 8 | 7 | 17.48 | | 17.78 | 17.80 |
| 3 | 15 | 0 | 17.54 | | 17.81 | 17.75 |



| LTE Band 26 Maximum Average Power [dBm] | | | | | | |
|---|---------|-----------|--------|--------|--------|---------|
| BW [MHz] | RB Size | RB Offset | Mod | Lowest | Middle | Highest |
| 5 | 1 | 0 | QPSK | 19.58 | 19.70 | 19.88 |
| 5 | 1 | 12 | | 19.60 | 19.87 | 19.94 |
| 5 | 1 | 24 | | 19.56 | 19.86 | 19.91 |
| 5 | 12 | 0 | | 18.58 | 18.78 | 18.94 |
| 5 | 12 | 6 | | 18.61 | 18.90 | 18.95 |
| 5 | 12 | 11 | | 18.57 | 18.85 | 18.94 |
| 5 | 25 | 0 | | 18.57 | 18.82 | 18.94 |
| 5 | 1 | 0 | 16-QAM | 18.90 | 19.30 | 19.23 |
| 5 | 1 | 12 | | 18.98 | 19.43 | 19.32 |
| 5 | 1 | 24 | | 18.98 | 19.47 | 19.23 |
| 5 | 12 | 0 | | 17.63 | 17.74 | 17.86 |
| 5 | 12 | 6 | | 17.64 | 17.87 | 17.93 |
| 5 | 12 | 11 | | 17.60 | 17.86 | 17.86 |
| 5 | 25 | 0 | | 17.49 | 17.80 | 17.98 |
| 10 | 1 | 0 | QPSK | 19.66 | 19.79 | 19.90 |
| 10 | 1 | 24 | | 19.74 | 19.96 | 20.04 |
| 10 | 1 | 49 | | 19.85 | 20.01 | 19.96 |
| 10 | 25 | 0 | | 18.63 | 18.72 | 18.98 |
| 10 | 25 | 12 | | 18.71 | 18.89 | 19.00 |
| 10 | 25 | 24 | | 18.73 | 18.85 | 18.84 |
| 10 | 50 | 0 | | 18.68 | 18.82 | 18.95 |
| 10 | 1 | 0 | 16-QAM | 18.82 | 18.61 | 19.30 |
| 10 | 1 | 24 | | 18.91 | 18.80 | 19.47 |
| 10 | 1 | 49 | | 19.02 | 18.92 | 19.42 |
| 10 | 25 | 0 | | 17.58 | 17.68 | 18.04 |
| 10 | 25 | 12 | | 17.68 | 17.89 | 18.03 |
| 10 | 25 | 24 | | 17.69 | 17.84 | 17.89 |
| 10 | 50 | 0 | | 17.71 | 17.79 | 17.97 |



| LTE Band 26 Maximum Average Power [dBm] | | | | | | |
|---|---------|-----------|--------|--------|--------|---------|
| BW [MHz] | RB Size | RB Offset | Mod | Lowest | Middle | Highest |
| 15 | 1 | 0 | QPSK | 19.60 | 19.58 | 19.75 |
| 15 | 1 | 37 | | 19.84 | 19.90 | 20.01 |
| 15 | 1 | 74 | | 19.95 | 19.95 | 19.94 |
| 15 | 36 | 0 | | 18.65 | 18.65 | 18.85 |
| 15 | 36 | 18 | | 18.72 | 18.87 | 19.00 |
| 15 | 36 | 39 | | 18.86 | 18.90 | 18.93 |
| 15 | 75 | 0 | | 18.77 | 18.78 | 18.90 |
| 15 | 1 | 0 | 16-QAM | 18.71 | 19.07 | 18.89 |
| 15 | 1 | 38 | | 18.94 | 19.32 | 19.18 |
| 15 | 1 | 75 | | 19.02 | 19.42 | 19.18 |
| 15 | 36 | 0 | | 17.60 | 17.71 | 17.91 |
| 15 | 36 | 18 | | 17.73 | 17.90 | 18.04 |
| 15 | 36 | 39 | | 17.82 | 17.96 | 17.98 |
| 15 | 75 | 0 | | 17.80 | 17.77 | 17.88 |



| LTE Band 38 Maximum Average Power [dBm] | | | | | | |
|---|---------|-----------|--------|--------|--------|---------|
| BW [MHz] | RB Size | RB Offset | Mod | Lowest | Middle | Highest |
| 5 | 1 | 0 | QPSK | 19.30 | 18.92 | 20.47 |
| 5 | 1 | 12 | | 19.33 | 18.86 | 20.43 |
| 5 | 1 | 24 | | 19.23 | 18.82 | 20.59 |
| 5 | 12 | 0 | | 18.63 | 18.22 | 18.36 |
| 5 | 12 | 6 | | 18.63 | 18.20 | 18.39 |
| 5 | 12 | 11 | | 18.59 | 18.19 | 18.40 |
| 5 | 25 | 0 | | 18.60 | 18.22 | 18.39 |
| 5 | 1 | 0 | 16-QAM | 18.85 | 18.50 | 18.87 |
| 5 | 1 | 12 | | 18.84 | 18.43 | 18.85 |
| 5 | 1 | 24 | | 18.80 | 18.41 | 19.00 |
| 5 | 12 | 0 | | 17.83 | 17.47 | 17.62 |
| 5 | 12 | 6 | | 17.79 | 17.47 | 17.66 |
| 5 | 12 | 11 | | 17.79 | 17.45 | 17.69 |
| 5 | 25 | 0 | | 17.88 | 17.48 | 17.63 |
| 10 | 1 | 0 | QPSK | 19.40 | 19.10 | 20.45 |
| 10 | 1 | 24 | | 19.32 | 18.89 | 20.47 |
| 10 | 1 | 49 | | 19.34 | 18.87 | 20.60 |
| 10 | 25 | 0 | | 18.62 | 18.32 | 18.28 |
| 10 | 25 | 12 | | 18.61 | 18.26 | 18.38 |
| 10 | 25 | 24 | | 18.62 | 18.25 | 18.48 |
| 10 | 50 | 0 | | 18.66 | 18.33 | 18.40 |
| 10 | 1 | 0 | 16-QAM | 18.56 | 18.79 | 18.32 |
| 10 | 1 | 24 | | 18.50 | 18.61 | 18.46 |
| 10 | 1 | 49 | | 18.49 | 18.56 | 18.55 |
| 10 | 25 | 0 | | 17.92 | 17.60 | 17.57 |
| 10 | 25 | 12 | | 17.85 | 17.56 | 17.63 |
| 10 | 25 | 24 | | 17.89 | 17.55 | 17.74 |
| 10 | 50 | 0 | | 17.89 | 17.60 | 17.67 |



| LTE Band 38 Maximum Average Power [dBm] | | | | | | |
|---|---------|-----------|--------|--------|--------|---------|
| BW [MHz] | RB Size | RB Offset | Mod | Lowest | Middle | Highest |
| 15 | 1 | 0 | QPSK | 19.30 | 19.17 | 20.46 |
| 15 | 1 | 37 | | 19.15 | 18.93 | 20.47 |
| 15 | 1 | 74 | | 19.31 | 18.78 | 20.77 |
| 15 | 36 | 0 | | 18.50 | 18.25 | 18.13 |
| 15 | 36 | 18 | | 18.47 | 18.16 | 18.24 |
| 15 | 36 | 39 | | 18.56 | 18.11 | 18.36 |
| 15 | 75 | 0 | | 18.50 | 18.18 | 18.24 |
| 15 | 1 | 0 | 16-QAM | 19.04 | 18.51 | 18.32 |
| 15 | 1 | 38 | | 18.87 | 18.28 | 18.40 |
| 15 | 1 | 75 | | 19.03 | 18.11 | 18.62 |
| 15 | 36 | 0 | | 17.78 | 17.56 | 17.33 |
| 15 | 36 | 18 | | 17.78 | 17.49 | 17.42 |
| 15 | 36 | 39 | | 17.83 | 17.40 | 17.56 |
| 15 | 75 | 0 | | 17.73 | 17.41 | 17.49 |
| 20 | 1 | 0 | QPSK | 19.26 | 19.16 | 18.66 |
| 20 | 1 | 49 | | 19.36 | 18.97 | 20.38 |
| 20 | 1 | 99 | | 19.15 | 20.29 | 20.56 |
| 20 | 50 | 0 | | 18.66 | 18.39 | 18.11 |
| 20 | 50 | 24 | | 18.69 | 18.37 | 18.32 |
| 20 | 50 | 49 | | 18.68 | 18.31 | 18.49 |
| 20 | 100 | 0 | | 18.62 | 18.32 | 18.28 |
| 20 | 1 | 0 | 16-QAM | 18.74 | 18.56 | 18.16 |
| 20 | 1 | 49 | | 18.74 | 18.36 | 18.47 |
| 20 | 1 | 99 | | 18.57 | 18.24 | 18.65 |
| 20 | 50 | 0 | | 17.90 | 17.71 | 17.43 |
| 20 | 50 | 24 | | 17.94 | 17.66 | 17.63 |
| 20 | 50 | 49 | | 17.94 | 17.60 | 17.78 |
| 20 | 100 | 0 | | 17.90 | 17.56 | 17.56 |



| LTE Band 40 Maximum Average Power [dBm] | | | | | | |
|---|---------|-----------|--------|--------|--------|---------|
| BW [MHz] | RB Size | RB Offset | Mod | Lowest | Middle | Highest |
| 5 | 1 | 0 | QPSK | 13.28 | 13.19 | 13.16 |
| 5 | 1 | 12 | | 13.34 | 13.26 | 13.28 |
| 5 | 1 | 24 | | 13.22 | 13.13 | 13.14 |
| 5 | 12 | 0 | | 12.23 | 12.19 | 12.14 |
| 5 | 12 | 6 | | 12.27 | 12.22 | 12.20 |
| 5 | 12 | 11 | | 12.19 | 12.15 | 12.13 |
| 5 | 25 | 0 | | 12.24 | 12.18 | 12.10 |
| 5 | 1 | 0 | 16-QAM | 12.59 | 12.55 | 12.78 |
| 5 | 1 | 12 | | 12.65 | 12.62 | 12.92 |
| 5 | 1 | 24 | | 12.52 | 12.51 | 12.79 |
| 5 | 12 | 0 | | 11.23 | 11.23 | 11.15 |
| 5 | 12 | 6 | | 11.25 | 11.23 | 11.21 |
| 5 | 12 | 11 | | 11.17 | 11.15 | 11.12 |
| 5 | 25 | 0 | | 11.24 | 11.11 | 11.08 |
| 10 | 1 | 0 | QPSK | 13.34 | / | / |
| 10 | 1 | 24 | | 13.31 | / | / |
| 10 | 1 | 49 | | 13.24 | / | / |
| 10 | 25 | 0 | | 12.25 | / | / |
| 10 | 25 | 12 | | 12.27 | / | / |
| 10 | 25 | 24 | | 12.18 | / | / |
| 10 | 50 | 0 | | 12.22 | / | / |
| 10 | 1 | 0 | 16-QAM | 12.82 | / | / |
| 10 | 1 | 24 | | 12.79 | / | / |
| 10 | 1 | 49 | | 12.71 | / | / |
| 10 | 25 | 0 | | 11.29 | / | / |
| 10 | 25 | 12 | | 11.29 | / | / |
| 10 | 25 | 24 | | 11.19 | / | / |
| 10 | 50 | 0 | | 11.20 | / | / |



| LTE Band 40 Maximum Average Power [dBm] | | | | | | |
|---|---------|-----------|--------|--------|--------|---------|
| BW [MHz] | RB Size | RB Offset | Mod | Lowest | Middle | Highest |
| 5 | 1 | 0 | QPSK | 13.08 | 13.01 | 13.01 |
| 5 | 1 | 12 | | 13.18 | 13.09 | 13.13 |
| 5 | 1 | 24 | | 13.06 | 12.96 | 13.03 |
| 5 | 12 | 0 | | 12.04 | 11.99 | 11.97 |
| 5 | 12 | 6 | | 12.11 | 12.01 | 12.07 |
| 5 | 12 | 11 | | 12.05 | 12.03 | 12.01 |
| 5 | 25 | 0 | | 12.07 | 11.99 | 11.99 |
| 5 | 1 | 0 | 16-QAM | 12.37 | 12.35 | 12.62 |
| 5 | 1 | 12 | | 12.47 | 12.47 | 12.76 |
| 5 | 1 | 24 | | 12.34 | 12.33 | 12.65 |
| 5 | 12 | 0 | | 10.96 | 10.96 | 10.92 |
| 5 | 12 | 6 | | 11.01 | 11.06 | 11.01 |
| 5 | 12 | 11 | | 10.98 | 11.04 | 11.01 |
| 5 | 25 | 0 | | 11.05 | 10.96 | 10.95 |
| 10 | 1 | 0 | QPSK | / | 13.14 | / |
| 10 | 1 | 24 | | / | 13.12 | / |
| 10 | 1 | 49 | | / | 13.07 | / |
| 10 | 25 | 0 | | / | 11.96 | / |
| 10 | 25 | 12 | | / | 12.04 | / |
| 10 | 25 | 24 | | / | 12.08 | / |
| 10 | 50 | 0 | | / | 12.06 | / |
| 10 | 1 | 0 | 16-QAM | / | 12.60 | / |
| 10 | 1 | 24 | | / | 12.61 | / |
| 10 | 1 | 49 | | / | 12.55 | / |
| 10 | 25 | 0 | | / | 11.00 | / |
| 10 | 25 | 12 | | / | 11.09 | / |
| 10 | 25 | 24 | | / | 11.08 | / |
| 10 | 50 | 0 | | / | 11.04 | / |



| LTE Band 41 Maximum Average Power [dBm] | | | | | | |
|---|---------|-----------|--------|--------|--------|---------|
| BW [MHz] | RB Size | RB Offset | Mod | Lowest | Middle | Highest |
| 5 | 1 | 0 | QPSK | 24.23 | 23.79 | 23.96 |
| 5 | 1 | 12 | | 24.23 | 23.85 | 24.12 |
| 5 | 1 | 24 | | 24.27 | 23.66 | 24.06 |
| 5 | 12 | 0 | | 23.95 | 22.76 | 22.92 |
| 5 | 12 | 6 | | 23.95 | 22.83 | 22.97 |
| 5 | 12 | 11 | | 24.12 | 22.81 | 22.95 |
| 5 | 25 | 0 | | 23.14 | 22.78 | 22.91 |
| 5 | 1 | 0 | 16-QAM | 23.98 | 23.10 | 23.27 |
| 5 | 1 | 12 | | 23.98 | 23.16 | 23.42 |
| 5 | 1 | 24 | | 24.26 | 22.99 | 23.38 |
| 5 | 12 | 0 | | 24.16 | 21.83 | 21.82 |
| 5 | 12 | 6 | | 24.16 | 21.88 | 21.92 |
| 5 | 12 | 11 | | 24.24 | 21.85 | 21.87 |
| 5 | 25 | 0 | | 24.22 | 21.80 | 21.85 |
| 10 | 1 | 0 | QPSK | 24.02 | 23.96 | 24.11 |
| 10 | 1 | 24 | | 24.02 | 23.90 | 24.13 |
| 10 | 1 | 49 | | 24.05 | 23.76 | 24.14 |
| 10 | 25 | 0 | | 24.00 | 22.83 | 22.95 |
| 10 | 25 | 12 | | 24.00 | 22.83 | 22.99 |
| 10 | 25 | 24 | | 24.19 | 22.83 | 22.97 |
| 10 | 50 | 0 | | 24.07 | 22.87 | 22.97 |
| 10 | 1 | 0 | 16-QAM | 23.70 | 23.09 | 22.87 |
| 10 | 1 | 24 | | 23.70 | 23.03 | 22.89 |
| 10 | 1 | 49 | | 24.04 | 22.85 | 22.93 |
| 10 | 25 | 0 | | 24.30 | 21.90 | 21.89 |
| 10 | 25 | 12 | | 24.30 | 21.87 | 21.94 |
| 10 | 25 | 24 | | 24.15 | 21.88 | 21.91 |
| 10 | 50 | 0 | | 24.11 | 21.87 | 21.88 |



| LTE Band 41 Maximum Average Power [dBm] | | | | | | |
|---|---------|-----------|--------|--------|--------|---------|
| BW [MHz] | RB Size | RB Offset | Mod | Lowest | Middle | Highest |
| 15 | 1 | 0 | QPSK | 23.96 | 23.93 | 24.23 |
| 15 | 1 | 37 | | 23.96 | 23.93 | 24.30 |
| 15 | 1 | 74 | | 24.07 | 23.66 | 24.20 |
| 15 | 36 | 0 | | 23.34 | 22.89 | 23.15 |
| 15 | 36 | 18 | | 23.34 | 22.89 | 23.15 |
| 15 | 36 | 39 | | 24.11 | 22.81 | 23.10 |
| 15 | 75 | 0 | | 23.94 | 22.86 | 23.16 |
| 15 | 1 | 0 | 16-QAM | 23.87 | 23.07 | 23.14 |
| 15 | 1 | 38 | | 23.87 | 23.01 | 23.19 |
| 15 | 1 | 75 | | 23.98 | 22.75 | 23.13 |
| 15 | 36 | 0 | | 24.09 | 21.97 | 22.00 |
| 15 | 36 | 18 | | 24.09 | 21.91 | 22.02 |
| 15 | 36 | 39 | | 24.17 | 21.87 | 21.98 |
| 15 | 75 | 0 | | 23.98 | 21.83 | 22.06 |
| 20 | 1 | 0 | QPSK | 23.01 | 23.89 | 24.05 |
| 20 | 1 | 49 | | 23.01 | 23.95 | 24.21 |
| 20 | 1 | 99 | | 23.15 | 23.55 | 24.05 |
| 20 | 50 | 0 | | 22.92 | 22.85 | 23.06 |
| 20 | 50 | 24 | | 22.92 | 22.91 | 23.03 |
| 20 | 50 | 49 | | 23.01 | 22.81 | 22.98 |
| 20 | 100 | 0 | | 22.90 | 22.80 | 22.99 |
| 20 | 1 | 0 | 16-QAM | 22.87 | 23.06 | 23.04 |
| 20 | 1 | 49 | | 22.87 | 23.11 | 23.18 |
| 20 | 1 | 99 | | 22.96 | 22.71 | 23.07 |
| 20 | 50 | 0 | | 22.97 | 21.92 | 22.01 |
| 20 | 50 | 24 | | 22.97 | 21.95 | 22.00 |
| 20 | 50 | 49 | | 23.01 | 21.85 | 21.94 |
| 20 | 100 | 0 | | 23.12 | 21.84 | 21.93 |



| LTE Band 66 Maximum Average Power [dBm] | | | | | | |
|---|---------|-----------|--------|--------|--------|---------|
| BW [MHz] | RB Size | RB Offset | Mod | Lowest | Middle | Highest |
| 1.4 | 1 | 0 | QPSK | 22.84 | 23.04 | 22.95 |
| 1.4 | 1 | 2 | | 22.84 | 23.04 | 22.97 |
| 1.4 | 1 | 5 | | 22.87 | 23.02 | 23.00 |
| 1.4 | 3 | 0 | | 22.93 | 23.22 | 23.10 |
| 1.4 | 3 | 1 | | 22.92 | 23.18 | 23.10 |
| 1.4 | 3 | 2 | | 22.96 | 23.22 | 23.12 |
| 1.4 | 6 | 0 | | 22.06 | 22.34 | 22.23 |
| 1.4 | 1 | 0 | 16-QAM | 22.15 | 22.40 | 22.02 |
| 1.4 | 1 | 2 | | 22.18 | 22.45 | 22.03 |
| 1.4 | 1 | 5 | | 22.18 | 22.42 | 22.07 |
| 1.4 | 3 | 0 | | 22.39 | 22.62 | 22.45 |
| 1.4 | 3 | 1 | | 22.35 | 22.62 | 22.49 |
| 1.4 | 3 | 2 | | 22.32 | 22.63 | 22.51 |
| 1.4 | 6 | 0 | | 21.46 | 21.71 | 21.64 |
| 3 | 1 | 0 | QPSK | 23.41 | 22.95 | 22.88 |
| 3 | 1 | 7 | | 22.77 | 22.99 | 22.89 |
| 3 | 1 | 14 | | 23.07 | 22.98 | 22.92 |
| 3 | 8 | 0 | | 22.20 | 22.42 | 22.35 |
| 3 | 8 | 4 | | 22.23 | 22.49 | 22.35 |
| 3 | 8 | 7 | | 22.20 | 22.54 | 22.37 |
| 3 | 15 | 0 | | 22.22 | 22.45 | 22.33 |
| 3 | 1 | 0 | 16-QAM | 21.86 | 22.61 | 22.29 |
| 3 | 1 | 7 | | 21.79 | 22.62 | 22.31 |
| 3 | 1 | 14 | | 21.89 | 22.64 | 22.32 |
| 3 | 8 | 0 | | 21.38 | 21.68 | 21.61 |
| 3 | 8 | 4 | | 21.45 | 21.73 | 21.63 |
| 3 | 8 | 7 | | 21.45 | 21.73 | 21.59 |
| 3 | 15 | 0 | | 21.54 | 21.74 | 21.57 |



| LTE Band 66 Maximum Average Power [dBm] | | | | | | |
|---|---------|-----------|--------|--------------|--------------|--------------|
| BW [MHz] | RB Size | RB Offset | Mod | Lowest | Middle | Highest |
| 5 | 1 | 0 | QPSK | 22.88 | 23.18 | 23.07 |
| 5 | 1 | 12 | | 22.92 | 23.12 | 23.01 |
| 5 | 1 | 24 | | 22.94 | 23.23 | 23.16 |
| 5 | 12 | 0 | | 22.30 | 22.55 | 22.42 |
| 5 | 12 | 6 | | 22.30 | 22.57 | 22.42 |
| 5 | 12 | 11 | | 22.36 | 22.60 | 22.45 |
| 5 | 25 | 0 | | 22.32 | 22.58 | 22.46 |
| 5 | 1 | 0 | 16-QAM | 22.43 | 22.86 | 22.57 |
| 5 | 1 | 12 | | 22.55 | 22.91 | 22.64 |
| 5 | 1 | 24 | | 22.53 | 22.96 | 22.65 |
| 5 | 12 | 0 | | 21.56 | 21.75 | 21.61 |
| 5 | 12 | 6 | | 21.60 | 21.78 | 21.66 |
| 5 | 12 | 11 | | 21.60 | 21.80 | 21.63 |
| 5 | 25 | 0 | | 21.55 | 21.79 | 21.73 |
| 10 | 1 | 0 | QPSK | 23.04 | 23.22 | 23.19 |
| 10 | 1 | 24 | | 23.06 | 23.24 | 23.05 |
| 10 | 1 | 49 | | 22.43 | 23.28 | 22.84 |
| 10 | 25 | 0 | | 22.28 | 22.57 | 22.51 |
| 10 | 25 | 12 | | 22.38 | 22.59 | 22.46 |
| 10 | 25 | 24 | | 22.41 | 22.59 | 22.44 |
| 10 | 50 | 0 | | 22.44 | 22.60 | 22.51 |
| 10 | 1 | 0 | 16-QAM | 22.08 | 22.83 | 22.54 |
| 10 | 1 | 24 | | 22.09 | 22.85 | 22.47 |
| 10 | 1 | 49 | | 22.45 | 22.87 | 22.81 |
| 10 | 25 | 0 | | 21.57 | 21.81 | 21.72 |
| 10 | 25 | 12 | | 21.64 | 21.85 | 21.72 |
| 10 | 25 | 24 | | 21.69 | 21.87 | 21.71 |
| 10 | 50 | 0 | | 21.65 | 21.86 | 21.78 |



| LTE Band 66 Maximum Average Power [dBm] | | | | | | |
|---|---------|-----------|--------|--------|--------|---------|
| BW [MHz] | RB Size | RB Offset | Mod | Lowest | Middle | Highest |
| 15 | 1 | 0 | QPSK | 22.88 | 23.26 | 23.27 |
| 15 | 1 | 37 | | 23.04 | 23.20 | 23.14 |
| 15 | 1 | 74 | | 22.74 | 23.29 | 23.27 |
| 15 | 36 | 0 | | 22.27 | 22.57 | 22.46 |
| 15 | 36 | 18 | | 22.30 | 22.53 | 22.42 |
| 15 | 36 | 39 | | 22.42 | 22.56 | 22.43 |
| 15 | 75 | 0 | | 22.36 | 22.56 | 22.43 |
| 15 | 1 | 0 | 16-QAM | 22.58 | 22.62 | 22.57 |
| 15 | 1 | 38 | | 22.60 | 22.58 | 22.43 |
| 15 | 1 | 75 | | 22.87 | 22.66 | 21.93 |
| 15 | 36 | 0 | | 21.54 | 21.81 | 21.64 |
| 15 | 36 | 18 | | 21.56 | 21.81 | 21.62 |
| 15 | 36 | 39 | | 21.69 | 21.88 | 21.61 |
| 15 | 75 | 0 | | 21.57 | 21.77 | 21.67 |
| 20 | 1 | 0 | QPSK | 22.89 | 23.28 | 23.64 |
| 20 | 1 | 49 | | 23.07 | 23.32 | 23.20 |
| 20 | 1 | 99 | | 23.28 | 23.33 | 23.14 |
| 20 | 50 | 0 | | 22.41 | 22.59 | 22.55 |
| 20 | 50 | 24 | | 22.50 | 22.67 | 22.56 |
| 20 | 50 | 49 | | 22.68 | 22.65 | 22.41 |
| 20 | 100 | 0 | | 22.52 | 22.61 | 22.49 |
| 20 | 1 | 0 | 16-QAM | 22.22 | 22.64 | 23.31 |
| 20 | 1 | 49 | | 22.59 | 22.70 | 22.59 |
| 20 | 1 | 99 | | 22.78 | 22.72 | 22.59 |
| 20 | 50 | 0 | | 21.72 | 21.82 | 21.82 |
| 20 | 50 | 24 | | 21.79 | 21.87 | 21.83 |
| 20 | 50 | 49 | | 21.99 | 21.88 | 21.73 |
| 20 | 100 | 0 | | 21.79 | 21.84 | 21.75 |


11. EUT and Test Setup Photo

11.1 EUT Photos

Front side




Back side





Right Edge



Left Edge





Top Edge




Bottom Edge




11.2 Setup Photos

Right Touch




Right Tilt







Left Touch




Left Tilt



Body Front side (separation distance is 10mm)




Body Back side (separation distance 10mm)







Body Left side (separation distance is 10mm)




Body Right side (separation distance is 10mm)




Body Top side (separation distance is 10mm)




Body Bottom side (separation distance is 10mm)



Liquid depth (15 cm)



Liquid depth (15 cm)





12. SAR Result Summary

12.1 Head SAR

| Band | Model | Test Position | Freq. | SAR (1g) (W/kg) | Power Drift (%) | Max. Turn-up Power (dBm) | Meas. Output Power (dBm) | Scaled SAR (W/Kg) | Meas. No. |
|------------------|-------------|---------------|--------|--------------------|-----------------------|-----------------------------------|-----------------------------------|-------------------------|--------------|
| GSM850 | GSM | Right Cheek | 824.2 | 0.049 | -2.78 | 33.00 | 32.59 | 0.054 | / |
| | | Right Tilt | 824.2 | 0.038 | 2.44 | 33.00 | 32.59 | 0.042 | / |
| | | Left Cheek | 824.2 | 0.075 | 0.31 | 33.00 | 32.59 | 0.082 | 1 |
| | | Left Tilt | 824.2 | 0.060 | -3.35 | 33.00 | 32.59 | 0.066 | / |
| PCS 1900 | GSM | Right Cheek | 1909.8 | 0.026 | -1.52 | 30.00 | 29.67 | 0.028 | 3 |
| | | Right Tilt | 1909.8 | 0.021 | 2.85 | 30.00 | 29.67 | 0.023 | / |
| | | Left Cheek | 1909.8 | 0.026 | -3.88 | 30.00 | 29.67 | 0.028 | / |
| | | Left Tilt | 1909.8 | 0.023 | 2.39 | 30.00 | 29.67 | 0.025 | / |
| WCDMA Band II | RMC | Right Cheek | 1880 | 0.022 | 3.47 | 23.50 | 23.19 | 0.024 | / |
| | | Right Tilt | 1880 | 0.020 | 3.20 | 23.50 | 23.19 | 0.021 | / |
| | | Left Cheek | 1880 | 0.025 | -1.47 | 23.50 | 23.19 | 0.027 | 5 |
| | | Left Tilt | 1880 | 0.022 | -0.16 | 23.50 | 23.19 | 0.024 | / |
| WCDMA Band IV | RMC | Right Cheek | 1712.6 | 0.029 | -3.34 | 23.00 | 22.85 | 0.030 | / |
| | | Right Tilt | 1712.6 | 0.025 | 1.40 | 23.00 | 22.85 | 0.026 | / |
| | | Left Cheek | 1712.6 | 0.033 | -3.33 | 23.00 | 22.85 | 0.034 | 7 |
| | | Left Tilt | 1712.6 | 0.027 | -2.66 | 23.00 | 22.85 | 0.028 | / |
| WCDMA Band V | RMC | Right Cheek | 846.6 | 0.023 | 0.77 | 23.00 | 22.72 | 0.025 | / |
| | | Right Tilt | 846.6 | 0.019 | -1.30 | 23.00 | 22.72 | 0.020 | / |
| | | Left Cheek | 846.6 | 0.024 | 1.44 | 23.00 | 22.72 | 0.026 | 9 |
| | | Left Tilt | 846.6 | 0.020 | 0.61 | 23.00 | 22.72 | 0.021 | / |
| CDMA | CDMA BC0 | Right Cheek | 836.52 | 0.022 | -0.85 | 22.50 | 22.18 | 0.024 | / |
| | | Right Tilt | 836.52 | 0.021 | 2.46 | 22.50 | 22.18 | 0.023 | / |
| | | Left Cheek | 836.52 | 0.028 | -0.27 | 22.50 | 22.18 | 0.030 | 11 |
| | | Left Tilt | 836.52 | 0.024 | 0.77 | 22.50 | 22.18 | 0.026 | / |
| CDMA | EVDO BC1 | Right Cheek | 1851.3 | 0.025 | -2.14 | 21.50 | 21.03 | 0.028 | / |
| | | Right Tilt | 1851.3 | 0.023 | -1.94 | 21.50 | 21.03 | 0.026 | / |
| | | Left Cheek | 1851.3 | 0.026 | -3.74 | 21.50 | 21.03 | 0.029 | 13 |
| | | Left Tilt | 1851.3 | 0.023 | 1.59 | 21.50 | 21.03 | 0.026 | / |



| Band | BW (MHz) | Mod. | RB Size | RB offset | Test Position | Freq. | Result 1g (W/Kg) | Power Drift (%) | Max. Turn-up Power (dBm) | Meas. Output Power (dBm) | Scaled SAR (W/Kg) | Meas. No. |
|-------------|----------|------|---------|-----------|---------------|--------|------------------|-----------------|--------------------------|--------------------------|-------------------|-----------|
| LTE Band 2 | 20M | QPSK | 1 | 0 | Right Cheek | 1990 | 0.032 | -3.26 | 23.5 | 23.05 | 0.035 | 15 |
| | | | 50 | 0 | Right Cheek | 1900 | 0.026 | 3.42 | 23 | 22.54 | 0.029 | / |
| | | | 1 | 0 | Right Tilt | 1990 | 0.028 | 2.19 | 23.5 | 23.05 | 0.031 | / |
| | | | 50 | 0 | Right Tilt | 1900 | 0.022 | 3.26 | 23 | 22.54 | 0.024 | / |
| | | | 1 | 0 | Left Cheek | 1990 | 0.018 | -2.62 | 23.5 | 23.05 | 0.020 | / |
| | | | 50 | 0 | Left Cheek | 1900 | 0.016 | 2.32 | 23 | 22.54 | 0.018 | / |
| | | | 1 | 0 | Left Tilt | 1990 | 0.016 | -2.84 | 23.5 | 23.05 | 0.018 | / |
| | | | 50 | 0 | Left Tilt | 1900 | 0.013 | -0.17 | 23 | 22.54 | 0.014 | / |
| LTE Band 4 | 20M | QPSK | 1 | 0 | Right Cheek | 1732.5 | 0.032 | 1.07 | 23.5 | 23.07 | 0.035 | / |
| | | | 50 | 0 | Right Cheek | 1732.5 | 0.029 | 3.36 | 23 | 22.5 | 0.033 | / |
| | | | 1 | 0 | Right Tilt | 1732.5 | 0.028 | -3.07 | 23.5 | 23.07 | 0.031 | / |
| | | | 50 | 0 | Right Tilt | 1732.5 | 0.025 | 1.51 | 23 | 22.5 | 0.028 | / |
| | | | 1 | 0 | Left Cheek | 1732.5 | 0.053 | 3.68 | 23.5 | 23.07 | 0.059 | 17 |
| | | | 50 | 0 | Left Cheek | 1732.5 | 0.045 | -2.91 | 23 | 22.5 | 0.050 | / |
| | | | 1 | 0 | Left Tilt | 1732.5 | 0.050 | -0.68 | 23.5 | 23.07 | 0.055 | / |
| LTE Band 5 | 10M | QPSK | 1 | 0 | Right Cheek | 844 | 0.058 | -1.61 | 23.5 | 23.13 | 0.063 | / |
| | | | 25 | 0 | Right Cheek | 844 | 0.043 | 3.66 | 22.5 | 22.43 | 0.044 | / |
| | | | 1 | 0 | Right Tilt | 844 | 0.052 | 2.72 | 23.5 | 23.13 | 0.057 | / |
| | | | 25 | 0 | Right Tilt | 844 | 0.037 | -0.79 | 22.5 | 22.43 | 0.038 | / |
| | | | 1 | 0 | Left Cheek | 844 | 0.082 | 3.78 | 23.5 | 23.13 | 0.089 | 19 |
| | | | 25 | 0 | Left Cheek | 844 | 0.068 | -2.72 | 22.5 | 22.43 | 0.069 | / |
| | | | 1 | 0 | Left Tilt | 844 | 0.074 | -3.77 | 23.5 | 23.13 | 0.081 | / |
| LTE Band 7 | 20M | QPSK | 1 | 0 | Right Cheek | 2535 | 0.050 | -0.21 | 22.5 | 22.08 | 0.055 | 21 |
| | | | 50 | 0 | Right Cheek | 2535 | 0.045 | 3.17 | 22 | 21.64 | 0.049 | / |
| | | | 1 | 0 | Right Tilt | 2535 | 0.041 | 2.79 | 22.5 | 22.08 | 0.045 | / |
| | | | 50 | 0 | Right Tilt | 2535 | 0.037 | 0.28 | 22 | 21.64 | 0.040 | / |
| | | | 1 | 0 | Left Cheek | 2535 | 0.038 | 1.27 | 22.5 | 22.08 | 0.042 | / |
| | | | 50 | 0 | Left Cheek | 2535 | 0.035 | -1.49 | 22 | 21.64 | 0.038 | / |
| | | | 1 | 0 | Left Tilt | 2535 | 0.033 | 3.94 | 22.5 | 22.08 | 0.036 | / |
| | | | 50 | 0 | Left Tilt | 2535 | 0.028 | -2.90 | 22 | 21.64 | 0.030 | / |
| LTE Band 12 | 10M | QPSK | 1 | 0 | Right Cheek | 707.5 | 0.052 | 1.22 | 24.5 | 23.98 | 0.059 | 23 |
| | | | 25 | 0 | Right Cheek | 707.5 | 0.048 | 1.23 | 23.5 | 23.39 | 0.049 | / |
| | | | 1 | 0 | Right Tilt | 707.5 | 0.047 | -3.24 | 24.5 | 23.98 | 0.053 | / |
| | | | 25 | 0 | Right Tilt | 707.5 | 0.042 | 2.10 | 23.5 | 23.39 | 0.043 | / |
| | | | 1 | 0 | Left Cheek | 707.5 | 0.039 | -2.89 | 24.5 | 23.98 | 0.044 | / |
| | | | 25 | 0 | Left Cheek | 707.5 | 0.032 | -0.30 | 23.5 | 23.39 | 0.033 | / |
| | | | 1 | 0 | Left Tilt | 707.5 | 0.035 | -3.48 | 24.5 | 23.98 | 0.039 | / |
| | | | 25 | 0 | Left Tilt | 707.5 | 0.029 | -2.12 | 23.5 | 23.39 | 0.030 | / |



| | | | | | | | | | | | | |
|-------------|-----|------|----|---|-------------|-------|-------|-------|------|-------|--------------|-----------|
| LTE Band 13 | 10M | QPSK | 1 | 0 | Right Cheek | 782 | 0.068 | 2.81 | 18.5 | 18.01 | 0.076 | 25 |
| | | | 25 | 0 | Right Cheek | 782 | 0.056 | -1.53 | 17.5 | 16.95 | 0.064 | / |
| | | | 1 | 0 | Right Tilt | 782 | 0.061 | -1.90 | 18.5 | 18.01 | 0.068 | / |
| | | | 25 | 0 | Right Tilt | 782 | 0.055 | 0.88 | 17.5 | 16.95 | 0.062 | / |
| | | | 1 | 0 | Left Cheek | 782 | 0.052 | 2.90 | 18.5 | 18.01 | 0.058 | / |
| | | | 25 | 0 | Left Cheek | 782 | 0.044 | -0.13 | 17.5 | 16.95 | 0.050 | / |
| | | | 1 | 0 | Left Tilt | 782 | 0.047 | 2.47 | 18.5 | 18.01 | 0.053 | / |
| | | | 25 | 0 | Left Tilt | 782 | 0.038 | -1.19 | 17.5 | 16.95 | 0.043 | / |
| LTE Band 17 | 10M | QPSK | 1 | 0 | Right Cheek | 711 | 0.035 | -1.73 | 24 | 23.66 | 0.038 | 27 |
| | | | 25 | 0 | Right Cheek | 709 | 0.029 | 2.84 | 23.5 | 23.1 | 0.032 | / |
| | | | 1 | 0 | Right Tilt | 711 | 0.031 | -2.83 | 24 | 23.66 | 0.034 | / |
| | | | 25 | 0 | Right Tilt | 709 | 0.023 | -2.70 | 23.5 | 23.1 | 0.025 | / |
| | | | 1 | 0 | Left Cheek | 711 | 0.028 | 2.63 | 24 | 23.66 | 0.030 | / |
| | | | 25 | 0 | Left Cheek | 709 | 0.025 | -0.29 | 23.5 | 23.1 | 0.027 | / |
| | | | 1 | 0 | Left Tilt | 711 | 0.027 | 2.41 | 24 | 23.66 | 0.029 | / |
| | | | 25 | 0 | Left Tilt | 709 | 0.020 | -3.23 | 23.5 | 23.1 | 0.022 | / |
| LTE Band 25 | 20M | QPSK | 1 | 0 | Right Cheek | 1860 | 0.061 | 2.05 | 23.5 | 23.16 | 0.066 | 29 |
| | | | 50 | 0 | Right Cheek | 1860 | 0.057 | -2.85 | 23 | 22.56 | 0.063 | / |
| | | | 1 | 0 | Right Tilt | 1860 | 0.055 | 0.34 | 23.5 | 23.16 | 0.059 | / |
| | | | 50 | 0 | Right Tilt | 1860 | 0.051 | 1.40 | 23 | 22.56 | 0.056 | / |
| | | | 1 | 0 | Left Cheek | 1860 | 0.019 | 2.84 | 23.5 | 23.16 | 0.021 | / |
| | | | 50 | 0 | Left Cheek | 1860 | 0.019 | 0.08 | 23 | 22.56 | 0.021 | / |
| | | | 1 | 0 | Left Tilt | 1860 | 0.016 | -2.66 | 23.5 | 23.16 | 0.017 | / |
| | | | 50 | 0 | Left Tilt | 1860 | 0.017 | -1.67 | 23 | 22.56 | 0.019 | / |
| LTE Band 26 | 15M | QPSK | 1 | 0 | Right Cheek | 841.5 | 0.051 | -2.71 | 20.5 | 20.1 | 0.056 | 31 |
| | | | 36 | 0 | Right Cheek | 841.5 | 0.043 | -0.37 | 19.5 | 19 | 0.048 | / |
| | | | 1 | 0 | Right Tilt | 841.5 | 0.050 | 3.15 | 20.5 | 20.1 | 0.055 | / |
| | | | 36 | 0 | Right Tilt | 841.5 | 0.039 | 2.83 | 19.5 | 19 | 0.044 | / |
| | | | 1 | 0 | Left Cheek | 841.5 | 0.045 | -2.16 | 20.5 | 20.1 | 0.049 | / |
| | | | 36 | 0 | Left Cheek | 841.5 | 0.040 | 2.39 | 19.5 | 19 | 0.045 | / |
| | | | 1 | 0 | Left Tilt | 841.5 | 0.043 | -2.80 | 20.5 | 20.1 | 0.047 | / |
| | | | 36 | 0 | Left Tilt | 841.5 | 0.037 | -3.01 | 19.5 | 19 | 0.042 | / |
| LTE Band 38 | 20M | QPSK | 1 | 0 | Right Cheek | 2610 | 0.039 | -0.03 | 21 | 20.56 | 0.043 | 33 |
| | | | 50 | 0 | Right Cheek | 2580 | 0.032 | 1.85 | 19 | 18.68 | 0.034 | / |
| | | | 1 | 0 | Right Tilt | 2610 | 0.035 | -2.14 | 21 | 20.56 | 0.039 | / |
| | | | 50 | 0 | Right Tilt | 2580 | 0.028 | 0.71 | 19 | 18.68 | 0.030 | / |
| | | | 1 | 0 | Left Cheek | 2610 | 0.035 | 3.58 | 21 | 20.56 | 0.039 | / |
| | | | 50 | 0 | Left Cheek | 2580 | 0.030 | -1.55 | 19 | 18.68 | 0.032 | / |
| | | | 1 | 0 | Left Tilt | 2610 | 0.027 | 0.82 | 21 | 20.56 | 0.030 | / |
| | | | 50 | 0 | Left Tilt | 2580 | 0.025 | 2.24 | 19 | 18.68 | 0.027 | / |
| LTE Band 40 | 20M | QPSK | 1 | 0 | Right Cheek | 2310 | 0.033 | -0.93 | 13.5 | 13.34 | 0.034 | / |
| | | | 50 | 0 | Right Cheek | 2310 | 0.030 | 1.78 | 12.5 | 12.27 | 0.032 | / |
| | | | 1 | 0 | Right Tilt | 2310 | 0.032 | 3.69 | 13.5 | 13.34 | 0.033 | / |
| | | | 50 | 0 | Right Tilt | 2310 | 0.027 | 2.42 | 12.5 | 12.27 | 0.028 | / |
| | | | 1 | 0 | Left Cheek | 2310 | 0.042 | -2.11 | 13.5 | 13.34 | 0.044 | 35 |
| | | | 50 | 0 | Left Cheek | 2310 | 0.038 | -1.47 | 12.5 | 12.27 | 0.040 | / |
| | | | 1 | 0 | Left Tilt | 2310 | 0.037 | -3.77 | 13.5 | 13.34 | 0.038 | / |
| | | | 50 | 0 | Left Tilt | 2310 | 0.033 | -3.00 | 12.5 | 12.27 | 0.035 | / |



| | | | | | | | | | | | | |
|-------------|-----|-------|----|---|-------------|------|-------|-------|------|-------|--------------|-----------|
| LTE Band 41 | 20M | 16QAM | 1 | 0 | Right Cheek | 2680 | 0.035 | 1.50 | 24.5 | 24.21 | 0.037 | / |
| | | | 50 | 0 | Right Cheek | 2680 | 0.030 | -1.33 | 23.5 | 23.06 | 0.033 | / |
| | | | 1 | 0 | Right Tilt | 2680 | 0.033 | 1.48 | 24.5 | 24.21 | 0.035 | / |
| | | | 50 | 0 | Right Tilt | 2680 | 0.029 | -3.05 | 23.5 | 23.06 | 0.032 | / |
| | | | 1 | 0 | Left Cheek | 2680 | 0.104 | -0.74 | 24.5 | 24.21 | 0.111 | 37 |
| | | | 50 | 0 | Left Cheek | 2680 | 0.084 | 2.34 | 23.5 | 23.06 | 0.093 | / |
| | | | 1 | 0 | Left Tilt | 2680 | 0.096 | 3.60 | 24.5 | 24.21 | 0.103 | / |
| | | | 50 | 0 | Left Tilt | 2680 | 0.077 | 3.04 | 23.5 | 23.06 | 0.085 | / |
| LTE Band 66 | 20M | QPSK | 1 | 0 | Right Cheek | 1770 | 0.034 | 1.20 | 24 | 23.64 | 0.037 | 39 |
| | | | 50 | 0 | Right Cheek | 1720 | 0.030 | -0.69 | 23 | 22.68 | 0.032 | / |
| | | | 1 | 0 | Right Tilt | 1770 | 0.031 | -0.04 | 24 | 23.64 | 0.034 | / |
| | | | 50 | 0 | Right Tilt | 1720 | 0.025 | 3.14 | 23 | 22.68 | 0.027 | / |
| | | | 1 | 0 | Left Cheek | 1770 | 0.032 | 3.33 | 24 | 23.64 | 0.035 | / |
| | | | 50 | 0 | Left Cheek | 1720 | 0.029 | 3.72 | 23 | 22.68 | 0.031 | / |
| | | | 1 | 0 | Left Tilt | 1770 | 0.030 | 3.00 | 24 | 23.64 | 0.033 | / |
| | | | 50 | 0 | Left Tilt | 1720 | 0.028 | 0.97 | 23 | 22.68 | 0.030 | / |

| Band | Model | Test Position | Freq. | SAR (1g) (W/kg) | Power Drift (%) | Max. Turn-up Power (dBm) | Meas. Output Power (dBm) | Scaled SAR (W/Kg) | Meas. No. |
|-----------|-----------|---------------|-------|-----------------|-----------------|--------------------------|--------------------------|-------------------|-----------|
| 2.4G WLAN | 802.11b | Right Cheek | 2412 | 0.061 | -0.39 | 15.00 | 14.43 | 0.070 | / |
| | | Right Tilt | 2412 | 0.063 | -0.86 | 15.00 | 14.43 | 0.072 | / |
| | | Left Cheek | 2412 | 0.104 | -3.18 | 15.00 | 14.43 | 0.119 | / |
| | | Left Tilt | 2412 | 0.128 | -0.65 | 15.00 | 14.43 | 0.146 | 41 |
| BT | GFSK | Right Cheek | 2441 | 0.104 | -0.05 | 5.00 | 4.45 | 0.118 | / |
| | | Right Tilt | 2441 | 0.131 | -0.16 | 5.00 | 4.45 | 0.149 | 43 |
| | | Left Cheek | 2441 | 0.089 | -0.78 | 5.00 | 4.45 | 0.101 | / |
| | | Left Tilt | 2441 | 0.116 | 2.67 | 5.00 | 4.45 | 0.132 | / |
| 5.2G WLAN | 802.11a20 | Right Cheek | 5180 | 0.421 | 1.29 | 15.50 | 14.99 | 0.473 | / |
| | | Right Tilt | 5180 | 0.538 | -2.99 | 15.50 | 14.99 | 0.605 | 45 |
| | | Left Cheek | 5180 | 0.396 | -0.70 | 15.50 | 14.99 | 0.445 | / |
| | | Left Tilt | 5180 | 0.487 | 1.87 | 15.50 | 14.99 | 0.548 | / |
| 5.3G WLAN | 802.11a20 | Right Cheek | 5260 | 0.507 | 3.22 | 15.00 | 14.62 | 0.553 | / |
| | | Right Tilt | 5260 | 0.556 | 1.58 | 15.00 | 14.62 | 0.607 | / |
| | | Left Cheek | 5260 | 0.491 | 1.39 | 15.00 | 14.62 | 0.536 | / |
| | | Left Tilt | 5260 | 0.574 | -1.00 | 15.00 | 14.62 | 0.626 | 47 |
| 5.6G WLAN | 802.11a20 | Right Cheek | 5500 | 0.582 | 2.01 | 14.00 | 13.71 | 0.622 | / |
| | | Right Tilt | 5500 | 0.630 | 3.25 | 14.00 | 13.71 | 0.673 | 49 |
| | | Right Tilt | 5580 | 0.525 | 2.10 | 14.00 | 13.29 | 0.618 | / |
| | | Right Tilt | 5700 | 0.488 | -2.98 | 14.00 | 13.26 | 0.579 | / |
| | | Left Cheek | 5500 | 0.534 | 2.54 | 14.00 | 13.71 | 0.571 | / |
| | | Left Tilt | 5500 | 0.601 | 1.20 | 14.00 | 13.71 | 0.643 | / |
| 5.8G WLAN | 802.11a20 | Right Cheek | 5785 | 0.466 | 3.49 | 14.00 | 13.37 | 0.539 | / |
| | | Right Tilt | 5785 | 0.520 | 3.16 | 14.00 | 13.37 | 0.601 | 51 |
| | | Left Cheek | 5785 | 0.418 | -2.91 | 14.00 | 13.37 | 0.483 | / |
| | | Left Tilt | 5785 | 0.490 | -2.20 | 14.00 | 13.37 | 0.566 | / |



Note:

1. Per KDB 447498 D04, the reported SAR is the measured SAR value adjusted for maximum tune-up tolerance.
 - a. Tune-up scaling Factor = tune-up limit power (mW) / EUT RF power (mW), where tune-up limit is the maximum rated power among all production units.
 - b. Scaled SAR(W/kg) = Measured SAR(W/kg) *Tune-up Scaling Factor
2. Per KDB 865664 D01, Repeated measurement is not required when the original highest measured SAR is <0.80 W/kg



12.2 Body-worn and Hotspot SAR

| Band | Model | Test Position | Freq. | SAR (1g) (W/kg) | Power Drift (%) | Max. Turn-up Power (dBm) | Meas. Output Power (dBm) | Scaled SAR (W/Kg) | Meas. No. |
|---------------|---------------------|---------------|--------|-----------------|-----------------|--------------------------|--------------------------|-------------------|-----------|
| GSM850 | GPRS (GMSK, 4-Slot) | Front Side | 824.2 | 0.166 | -3.69 | 29.50 | 29.02 | 0.185 | / |
| | | Back Side | 824.2 | 0.111 | 0.21 | 29.50 | 29.02 | 0.124 | / |
| | | Left Side | 824.2 | 0.082 | -3.85 | 29.50 | 29.02 | 0.092 | / |
| | | Right Side | 824.2 | 0.043 | -1.45 | 29.50 | 29.02 | 0.048 | / |
| | | Bottom Side | 824.2 | 0.169 | -0.24 | 29.50 | 29.02 | 0.189 | 2 |
| PCS 1900 | GPRS (GMSK, 2-Slot) | Front Side | 1850.2 | 0.444 | -3.29 | 29.50 | 28.99 | 0.499 | / |
| | | Back Side | 1850.2 | 0.555 | 0.19 | 29.50 | 28.99 | 0.624 | 4 |
| | | Left Side | 1850.2 | 0.254 | 3.61 | 29.50 | 28.99 | 0.286 | / |
| | | Right Side | 1850.2 | 0.118 | -3.87 | 29.50 | 28.99 | 0.133 | / |
| | | Bottom Side | 1850.2 | 0.542 | -2.19 | 29.50 | 28.99 | 0.610 | / |
| WCDMA Band II | RMC | Front Side | 1880 | 0.126 | 3.20 | 23.50 | 23.19 | 0.135 | / |
| | | Back Side | 1880 | 0.121 | -2.66 | 23.50 | 23.19 | 0.130 | / |
| | | Left Side | 1880 | 0.011 | 2.77 | 23.50 | 23.19 | 0.012 | / |
| | | Right Side | 1880 | 0.026 | -0.47 | 23.50 | 23.19 | 0.028 | / |
| | | Bottom Side | 1880 | 0.388 | -0.03 | 23.50 | 23.19 | 0.417 | 6 |
| WCDMA Band IV | RMC | Front Side | 1712.6 | 0.154 | -3.88 | 23.00 | 22.85 | 0.159 | / |
| | | Back Side | 1712.6 | 0.191 | 0.89 | 23.00 | 22.85 | 0.198 | / |
| | | Left Side | 1712.6 | 0.097 | -1.72 | 23.00 | 22.85 | 0.100 | / |
| | | Right Side | 1712.6 | 0.058 | -3.65 | 23.00 | 22.85 | 0.060 | / |
| | | Bottom Side | 1712.6 | 0.534 | -2.37 | 23.00 | 22.85 | 0.553 | 8 |
| WCDMA Band V | RMC | Front Side | 846.6 | 0.055 | -3.64 | 23.00 | 22.72 | 0.059 | / |
| | | Back Side | 846.6 | 0.022 | -2.38 | 23.00 | 22.72 | 0.023 | / |
| | | Left Side | 846.6 | 0.035 | 0.70 | 23.00 | 22.72 | 0.037 | / |
| | | Right Side | 846.6 | 0.068 | 0.25 | 23.00 | 22.72 | 0.073 | / |
| | | Bottom Side | 846.6 | 0.098 | 3.39 | 23.00 | 22.72 | 0.105 | 10 |
| CDMA | BC0 | Front Side | 836.52 | 0.019 | -3.03 | 22.50 | 22.18 | 0.020 | / |
| | | Back Side | 836.52 | 0.033 | -1.69 | 22.50 | 22.18 | 0.036 | 12 |
| | | Left Side | 836.52 | 0.017 | 2.63 | 22.50 | 22.18 | 0.018 | / |
| | | Right Side | 836.52 | 0.012 | -2.13 | 22.50 | 22.18 | 0.013 | / |
| | | Bottom Side | 836.52 | 0.015 | -0.58 | 22.50 | 22.18 | 0.016 | / |
| CDMA | BC1 | Front Side | 1851.3 | 0.041 | -1.32 | 21.50 | 21.03 | 0.046 | / |
| | | Back Side | 1851.3 | 0.100 | 1.99 | 21.50 | 21.03 | 0.111 | / |
| | | Left Side | 1851.3 | 0.027 | 1.94 | 21.50 | 21.03 | 0.030 | / |
| | | Right Side | 1851.3 | 0.020 | 3.83 | 21.50 | 21.03 | 0.022 | / |
| | | Bottom Side | 1851.3 | 0.215 | 1.82 | 21.50 | 21.03 | 0.240 | 14 |



| Band | BW (MHz) | Mod. | RB Size | RB offset | Test Position | Freq. | Result 1g (W/Kg) | Power Drift (%) | Max. Turn-up Power (dBm) | Meas. Output Power (dBm) | Scaled SAR (W/Kg) | Meas. No. |
|------------|----------|------|---------|-----------|---------------|--------|------------------|-----------------|--------------------------|--------------------------|-------------------|-----------|
| LTE Band 2 | 20M | QPSK | 1 | 0 | Front side | 1990 | 0.156 | -1.61 | 23.5 | 23.05 | 0.173 | / |
| | | | 50 | 0 | Front side | 1900 | 0.125 | -0.45 | 23 | 22.54 | 0.139 | / |
| | | | 1 | 0 | Back Side | 1990 | 0.160 | 0.56 | 23.5 | 23.05 | 0.177 | / |
| | | | 50 | 0 | Back Side | 1900 | 0.129 | 1.49 | 23 | 22.54 | 0.143 | / |
| | | | 1 | 0 | Left Side | 1990 | 0.086 | -0.42 | 23.5 | 23.05 | 0.095 | / |
| | | | 50 | 0 | Left Side | 1900 | 0.071 | -0.05 | 23 | 22.54 | 0.079 | / |
| | | | 1 | 0 | Right Side | 1990 | 0.020 | 1.61 | 23.5 | 23.05 | 0.022 | / |
| | | | 50 | 0 | Right Side | 1900 | 0.018 | -3.44 | 23 | 22.54 | 0.020 | / |
| | | | 1 | 0 | Bottom Side | 1990 | 0.431 | -2.26 | 23.5 | 23.05 | 0.478 | 16 |
| | | | 50 | 0 | Bottom Side | 1900 | 0.372 | -3.10 | 23 | 22.54 | 0.414 | / |
| LTE Band 4 | 20M | QPSK | 1 | 0 | Front side | 1732.5 | 0.211 | 3.93 | 23.5 | 23.07 | 0.233 | / |
| | | | 50 | 0 | Front side | 1732.5 | 0.179 | 3.18 | 23 | 22.5 | 0.201 | / |
| | | | 1 | 0 | Back Side | 1732.5 | 0.193 | -2.07 | 23.5 | 23.07 | 0.213 | / |
| | | | 50 | 0 | Back Side | 1732.5 | 0.165 | -1.99 | 23 | 22.5 | 0.185 | / |
| | | | 1 | 0 | Left Side | 1732.5 | 0.072 | -1.89 | 23.5 | 23.07 | 0.079 | / |
| | | | 50 | 0 | Left Side | 1732.5 | 0.058 | -3.60 | 23 | 22.5 | 0.065 | / |
| | | | 1 | 0 | Right Side | 1732.5 | 0.024 | -3.57 | 23.5 | 23.07 | 0.026 | / |
| | | | 50 | 0 | Right Side | 1732.5 | 0.019 | 2.52 | 23 | 22.5 | 0.021 | / |
| | | | 1 | 0 | Bottom Side | 1732.5 | 0.531 | -3.20 | 23.5 | 23.07 | 0.586 | 18 |
| | | | 50 | 0 | Bottom Side | 1732.5 | 0.469 | -3.46 | 23 | 22.5 | 0.526 | / |
| LTE Band 5 | 10M | QPSK | 1 | 0 | Front side | 844 | 0.079 | -0.93 | 23.5 | 23.13 | 0.086 | / |
| | | | 25 | 0 | Front side | 844 | 0.061 | 3.83 | 22.5 | 22.43 | 0.062 | / |
| | | | 1 | 0 | Back Side | 844 | 0.045 | 1.47 | 23.5 | 23.13 | 0.049 | / |
| | | | 25 | 0 | Back Side | 844 | 0.039 | -3.09 | 22.5 | 22.43 | 0.040 | / |
| | | | 1 | 0 | Left Side | 844 | 0.042 | 2.51 | 23.5 | 23.13 | 0.046 | / |
| | | | 25 | 0 | Left Side | 844 | 0.035 | -3.63 | 22.5 | 22.43 | 0.036 | / |
| | | | 1 | 0 | Right Side | 844 | 0.022 | 2.07 | 23.5 | 23.13 | 0.024 | / |
| | | | 25 | 0 | Right Side | 844 | 0.018 | 0.74 | 22.5 | 22.43 | 0.018 | / |
| | | | 1 | 0 | Bottom Side | 844 | 0.109 | -1.25 | 23.5 | 23.13 | 0.119 | 20 |
| | | | 25 | 0 | Bottom Side | 844 | 0.076 | -2.20 | 22.5 | 22.43 | 0.077 | / |
| LTE Band 7 | 20M | QPSK | 1 | 0 | Front side | 2535 | 0.263 | 2.17 | 22.5 | 22.08 | 0.290 | / |
| | | | 50 | 0 | Front side | 2535 | 0.208 | -1.57 | 22 | 21.64 | 0.226 | / |
| | | | 1 | 0 | Back Side | 2535 | 0.317 | -2.28 | 22.5 | 22.08 | 0.349 | / |
| | | | 50 | 0 | Back Side | 2535 | 0.233 | -0.11 | 22 | 21.64 | 0.253 | / |
| | | | 1 | 0 | Left Side | 2535 | 0.147 | -3.56 | 22.5 | 22.08 | 0.162 | / |
| | | | 50 | 0 | Left Side | 2535 | 0.115 | 1.20 | 22 | 21.64 | 0.125 | / |
| | | | 1 | 0 | Right Side | 2535 | 0.089 | -3.70 | 22.5 | 22.08 | 0.098 | / |
| | | | 50 | 0 | Right Side | 2535 | 0.075 | 1.20 | 22 | 21.64 | 0.081 | / |
| | | | 1 | 0 | Bottom Side | 2535 | 0.586 | -3.16 | 22.5 | 22.08 | 0.646 | 22 |
| | | | 50 | 0 | Bottom Side | 2535 | 0.423 | -2.26 | 22 | 21.64 | 0.460 | / |



| | | | | | | | | | | | | |
|-------------|-----|------|----|---|-------------|--------|-------|-------|------|-------|--------------|-----------|
| LTE Band 12 | 10M | QPSK | 1 | 0 | Front side | 707.5 | 0.031 | 1.99 | 24.5 | 23.98 | 0.035 | / |
| | | | 25 | 0 | Front side | 707.5 | 0.026 | 0.95 | 23.5 | 23.39 | 0.027 | / |
| | | | 1 | 0 | Back Side | 707.5 | 0.108 | -1.82 | 24.5 | 23.98 | 0.122 | / |
| | | | 25 | 0 | Back Side | 707.5 | 0.076 | -2.16 | 23.5 | 23.39 | 0.078 | / |
| | | | 1 | 0 | Left Side | 707.5 | 0.034 | 3.15 | 24.5 | 23.98 | 0.038 | / |
| | | | 25 | 0 | Left Side | 707.5 | 0.028 | -2.99 | 23.5 | 23.39 | 0.029 | / |
| | | | 1 | 0 | Right Side | 707.5 | 0.021 | -2.23 | 24.5 | 23.98 | 0.024 | / |
| | | | 25 | 0 | Right Side | 707.5 | 0.016 | -2.84 | 23.5 | 23.39 | 0.016 | / |
| | | | 1 | 0 | Bottom Side | 707.5 | 0.118 | 1.29 | 24.5 | 23.98 | 0.133 | 24 |
| | | | 25 | 0 | Bottom Side | 707.5 | 0.082 | 3.09 | 23.5 | 23.39 | 0.084 | / |
| LTE Band 13 | 10M | QPSK | 1 | 0 | Front side | 782 | 0.036 | -1.49 | 18.5 | 18.01 | 0.040 | / |
| | | | 25 | 0 | Front side | 782 | 0.033 | -1.83 | 17.5 | 16.95 | 0.037 | / |
| | | | 1 | 0 | Back Side | 782 | 0.067 | 2.47 | 18.5 | 18.01 | 0.075 | / |
| | | | 25 | 0 | Back Side | 782 | 0.052 | 1.92 | 17.5 | 16.95 | 0.059 | / |
| | | | 1 | 0 | Left Side | 782 | 0.025 | 3.79 | 18.5 | 18.01 | 0.028 | / |
| | | | 25 | 0 | Left Side | 782 | 0.021 | 2.49 | 17.5 | 16.95 | 0.024 | / |
| | | | 1 | 0 | Right Side | 782 | 0.019 | -3.24 | 18.5 | 18.01 | 0.021 | / |
| | | | 25 | 0 | Right Side | 782 | 0.017 | -3.97 | 17.5 | 16.95 | 0.019 | / |
| | | | 1 | 0 | Bottom Side | 782 | 0.073 | -3.19 | 18.5 | 18.01 | 0.082 | 26 |
| | | | 25 | 0 | Bottom Side | 782 | 0.065 | -1.34 | 17.5 | 16.95 | 0.074 | / |
| LTE Band 17 | 10M | QPSK | 1 | 0 | Front side | 711 | 0.031 | -1.34 | 24 | 23.66 | 0.034 | / |
| | | | 25 | 0 | Front side | 709 | 0.027 | -1.86 | 23.5 | 23.1 | 0.030 | / |
| | | | 1 | 0 | Back Side | 711 | 0.108 | -0.63 | 24 | 23.66 | 0.117 | 28 |
| | | | 25 | 0 | Back Side | 709 | 0.093 | 2.11 | 23.5 | 23.1 | 0.102 | / |
| | | | 1 | 0 | Left Side | 711 | 0.043 | 0.73 | 24 | 23.66 | 0.047 | / |
| | | | 25 | 0 | Left Side | 709 | 0.035 | 2.74 | 23.5 | 23.1 | 0.038 | / |
| | | | 1 | 0 | Right Side | 711 | 0.028 | -0.22 | 24 | 23.66 | 0.030 | / |
| | | | 25 | 0 | Right Side | 709 | 0.023 | 1.71 | 23.5 | 23.1 | 0.025 | / |
| | | | 1 | 0 | Bottom Side | 711 | 0.080 | -0.66 | 24 | 23.66 | 0.087 | / |
| | | | 25 | 0 | Bottom Side | 709 | 0.067 | 2.84 | 23.5 | 23.1 | 0.073 | / |
| LTE Band 25 | 20M | QPSK | 1 | 0 | Front side | 1860 | 0.241 | 0.02 | 23.5 | 23.16 | 0.261 | / |
| | | | 50 | 0 | Front side | 1860 | 0.185 | 3.15 | 23 | 22.56 | 0.205 | / |
| | | | 1 | 0 | Back Side | 1860 | 0.257 | 3.07 | 23.5 | 23.16 | 0.278 | / |
| | | | 50 | 0 | Back Side | 1860 | 0.203 | -2.58 | 23 | 22.56 | 0.225 | / |
| | | | 1 | 0 | Left Side | 1860 | 0.114 | -1.75 | 23.5 | 23.16 | 0.123 | / |
| | | | 50 | 0 | Left Side | 1860 | 0.090 | -0.89 | 23 | 22.56 | 0.100 | / |
| | | | 1 | 0 | Right Side | 1860 | 0.022 | -1.48 | 23.5 | 23.16 | 0.024 | / |
| | | | 50 | 0 | Right Side | 1860 | 0.018 | 1.40 | 23 | 22.56 | 0.020 | / |
| | | | 1 | 0 | Bottom Side | 1860 | 0.664 | 3.28 | 23.5 | 23.16 | 0.718 | 30 |
| | | | 1 | 0 | Bottom Side | 1882.5 | 0.575 | 0.70 | 23.5 | 22.95 | 0.653 | / |
| | | | 1 | 0 | Bottom Side | 1905 | 0.469 | -1.95 | 23.5 | 22.42 | 0.601 | / |
| | | | 50 | 0 | Bottom Side | 1860 | 0.546 | -3.91 | 23 | 22.56 | 0.604 | / |



| | | | | | | | | | | | | |
|-------------|-----|------|----|---|-------------|-------|-------|-------|------|-------|--------------|-----------|
| LTE Band 26 | 15M | QPSK | 1 | 0 | Front side | 841.5 | 0.104 | 0.48 | 20.5 | 20.1 | 0.114 | / |
| | | | 36 | 0 | Front side | 841.5 | 0.096 | -1.67 | 19.5 | 19 | 0.108 | / |
| | | | 1 | 0 | Back Side | 841.5 | 0.097 | -0.30 | 20.5 | 20.1 | 0.106 | / |
| | | | 36 | 0 | Back Side | 841.5 | 0.081 | -3.25 | 19.5 | 19 | 0.091 | / |
| | | | 1 | 0 | Left Side | 841.5 | 0.033 | -0.29 | 20.5 | 20.1 | 0.036 | / |
| | | | 36 | 0 | Left Side | 841.5 | 0.026 | -0.50 | 19.5 | 19 | 0.029 | / |
| | | | 1 | 0 | Right Side | 841.5 | 0.021 | 0.31 | 20.5 | 20.1 | 0.023 | / |
| | | | 36 | 0 | Right Side | 841.5 | 0.020 | -3.78 | 19.5 | 19 | 0.022 | / |
| | | | 1 | 0 | Bottom Side | 841.5 | 0.130 | 1.25 | 20.5 | 20.1 | 0.143 | 32 |
| | | | 36 | 0 | Bottom Side | 841.5 | 0.105 | 3.67 | 19.5 | 19 | 0.118 | / |
| LTE Band 38 | 20M | QPSK | 1 | 0 | Front side | 2610 | 0.100 | 2.23 | 21 | 20.56 | 0.111 | 34 |
| | | | 50 | 0 | Front side | 2580 | 0.087 | -0.78 | 19 | 18.68 | 0.094 | / |
| | | | 1 | 0 | Back Side | 2610 | 0.065 | 1.31 | 21 | 20.56 | 0.072 | / |
| | | | 50 | 0 | Back Side | 2580 | 0.058 | -1.73 | 19 | 18.68 | 0.062 | / |
| | | | 1 | 0 | Left Side | 2610 | 0.023 | -2.50 | 21 | 20.56 | 0.025 | / |
| | | | 50 | 0 | Left Side | 2580 | 0.021 | -2.16 | 19 | 18.68 | 0.023 | / |
| | | | 1 | 0 | Right Side | 2610 | 0.018 | -0.32 | 21 | 20.56 | 0.020 | / |
| | | | 50 | 0 | Right Side | 2580 | 0.015 | -2.38 | 19 | 18.68 | 0.016 | / |
| | | | 1 | 0 | Bottom Side | 2610 | 0.074 | 1.91 | 21 | 20.56 | 0.082 | / |
| | | | 50 | 0 | Bottom Side | 2580 | 0.066 | -2.08 | 19 | 18.68 | 0.071 | / |
| LTE Band 40 | 20M | QPSK | 1 | 0 | Front side | 2310 | 0.109 | 1.76 | 13.5 | 13.34 | 0.113 | / |
| | | | 50 | 0 | Front side | 2310 | 0.084 | -3.14 | 12.5 | 12.27 | 0.089 | / |
| | | | 1 | 0 | Back Side | 2310 | 0.117 | -3.51 | 13.5 | 13.34 | 0.121 | / |
| | | | 50 | 0 | Back Side | 2310 | 0.098 | 3.71 | 12.5 | 12.27 | 0.103 | / |
| | | | 1 | 0 | Left Side | 2310 | 0.051 | 3.51 | 13.5 | 13.34 | 0.053 | / |
| | | | 50 | 0 | Left Side | 2310 | 0.043 | -0.54 | 12.5 | 12.27 | 0.045 | / |
| | | | 1 | 0 | Right Side | 2310 | 0.031 | 2.35 | 13.5 | 13.34 | 0.032 | / |
| | | | 50 | 0 | Right Side | 2310 | 0.026 | -3.32 | 12.5 | 12.27 | 0.027 | / |
| | | | 1 | 0 | Bottom Side | 2310 | 0.204 | 3.37 | 13.5 | 13.34 | 0.212 | 36 |
| | | | 50 | 0 | Bottom Side | 2310 | 0.169 | -0.57 | 12.5 | 12.27 | 0.178 | / |
| LTE Band 41 | 20M | QPSK | 1 | 0 | Front side | 2680 | 0.100 | 0.00 | 24.5 | 24.21 | 0.107 | / |
| | | | 50 | 0 | Front side | 2680 | 0.079 | -1.07 | 23.5 | 23.06 | 0.087 | / |
| | | | 1 | 0 | Back Side | 2680 | 0.211 | -3.11 | 24.5 | 24.21 | 0.226 | 38 |
| | | | 50 | 0 | Back Side | 2680 | 0.165 | 1.90 | 23.5 | 23.06 | 0.183 | / |
| | | | 1 | 0 | Left Side | 2680 | 0.076 | -3.30 | 24.5 | 24.21 | 0.081 | / |
| | | | 50 | 0 | Left Side | 2680 | 0.058 | -1.14 | 23.5 | 23.06 | 0.064 | / |
| | | | 1 | 0 | Right Side | 2680 | 0.044 | 0.55 | 24.5 | 24.21 | 0.047 | / |
| | | | 50 | 0 | Right Side | 2680 | 0.038 | -2.99 | 23.5 | 23.06 | 0.042 | / |
| | | | 1 | 0 | Bottom Side | 2680 | 0.180 | -0.42 | 24.5 | 24.21 | 0.192 | / |
| | | | 50 | 0 | Bottom Side | 2680 | 0.142 | -2.14 | 23.5 | 23.06 | 0.157 | / |
| LTE Band 66 | 20M | QPSK | 1 | 0 | Front side | 1770 | 0.169 | 0.57 | 24 | 23.64 | 0.184 | / |
| | | | 50 | 0 | Front side | 1720 | 0.150 | -0.18 | 23 | 22.68 | 0.161 | / |
| | | | 1 | 0 | Back Side | 1770 | 0.175 | -3.27 | 24 | 23.64 | 0.190 | / |
| | | | 50 | 0 | Back Side | 1720 | 0.161 | -3.39 | 23 | 22.68 | 0.173 | / |
| | | | 1 | 0 | Left Side | 1770 | 0.088 | 0.77 | 24 | 23.64 | 0.096 | / |
| | | | 50 | 0 | Left Side | 1720 | 0.070 | -2.23 | 23 | 22.68 | 0.075 | / |
| | | | 1 | 0 | Right Side | 1770 | 0.020 | 2.39 | 24 | 23.64 | 0.022 | / |
| | | | 50 | 0 | Right Side | 1720 | 0.019 | -2.44 | 23 | 22.68 | 0.020 | / |
| | | | 1 | 0 | Bottom Side | 1770 | 0.465 | 1.61 | 24 | 23.64 | 0.505 | 40 |
| | | | 50 | 0 | Bottom Side | 1720 | 0.327 | 3.55 | 23 | 22.68 | 0.352 | / |



| Band | Model | Test Position | Freq. | SAR (1g) (W/kg) | Power Drift (%) | Max. Turn-up Power (dBm) | Meas. Output Power (dBm) | Scaled SAR (W/Kg) | Meas. No. |
|-------------|-----------|---------------|-------|-----------------|-----------------|--------------------------|--------------------------|-------------------|-----------|
| 2.4GHz WLAN | 802.11b | Front Side | 2412 | 0.027 | 2.80 | 15.00 | 14.43 | 0.031 | 42 |
| | | Back Side | 2412 | 0.016 | -3.70 | 15.00 | 14.43 | 0.018 | / |
| | | Right Side | 2412 | 0.020 | -0.33 | 15.00 | 14.43 | 0.023 | / |
| | | Top Side | 2412 | 0.022 | -0.52 | 15.00 | 14.43 | 0.025 | / |
| BT | GFSK | Front Side | 2441 | 0.051 | 1.76 | 5.00 | 4.45 | 0.058 | 44 |
| | | Back Side | 2441 | 0.034 | 0.77 | 5.00 | 4.45 | 0.039 | / |
| | | Right Side | 2441 | 0.025 | 2.96 | 5.00 | 4.45 | 0.028 | / |
| | | Top Side | 2441 | 0.041 | 2.56 | 5.00 | 4.45 | 0.047 | / |
| 5.2GHz WLAN | 802.11a20 | Front Side | 5180 | 0.182 | -1.32 | 15.50 | 14.99 | 0.205 | 46 |
| | | Back Side | 5180 | 0.076 | -1.89 | 15.50 | 14.99 | 0.085 | / |
| | | Right Side | 5180 | 0.030 | 0.35 | 15.50 | 14.99 | 0.034 | / |
| | | Top Side | 5180 | 0.138 | -0.11 | 15.50 | 14.99 | 0.155 | / |
| 5.3GHz WLAN | 802.11a20 | Front Side | 5260 | 0.060 | 0.04 | 15.00 | 14.62 | 0.065 | / |
| | | Back Side | 5260 | 0.073 | 0.93 | 15.00 | 14.62 | 0.080 | / |
| | | Right Side | 5260 | 0.038 | -2.62 | 15.00 | 14.62 | 0.041 | / |
| | | Top Side | 5260 | 0.164 | 3.25 | 15.00 | 14.62 | 0.179 | 48 |
| 5.6GHz WLAN | 802.11a20 | Front Side | 5500 | 0.190 | 3.76 | 14.00 | 13.71 | 0.203 | / |
| | | Back Side | 5500 | 0.183 | -1.79 | 14.00 | 13.71 | 0.196 | / |
| | | Right Side | 5500 | 0.064 | 0.32 | 14.00 | 13.71 | 0.068 | / |
| | | Top Side | 5500 | 0.257 | -0.59 | 14.00 | 13.71 | 0.275 | 50 |
| 5.8GHz WLAN | 802.11a20 | Front Side | 5785 | 0.164 | 1.41 | 14.00 | 13.37 | 0.190 | 52 |
| | | Back Side | 5785 | 0.116 | 2.16 | 14.00 | 13.37 | 0.134 | / |
| | | Right Side | 5785 | 0.058 | 1.04 | 14.00 | 13.37 | 0.067 | / |
| | | Top Side | 5785 | 0.147 | 2.83 | 14.00 | 13.37 | 0.170 | / |

Note:

- The test separation of all above table is 5mm.
- Per KDB 447498 D04, the reported SAR is the measured SAR value adjusted for maximum tune-up tolerance.
 - Tune-up scaling Factor = tune-up limit power (mW) / EUT RF power (mW), where tune-up limit is the maximum rated power among all production units.
 - Scaled SAR(W/kg) = Measured SAR(W/kg) *Tune-up Scaling Factor
- When the user enables the personal Wireless router functions for the handsets, actual operations include simultaneous transmission of both the Wi-Fi transmitting frequency and thus cannot be evaluated for SAR under actual use conditions. The "Portable Hotspot" feature on the handset was NOT activated, to ensure the SAR measurements were evaluated for a single transmission frequency RF signal.



Simultaneous Multi-band Transmission Evaluation:

Application Simultaneous Transmission information:

| Position | Simultaneous State |
|----------|--------------------------------|
| Head | 1. GSM + 2.4GHz WLAN/5G WLAN |
| | 2. GSM + Bluetooth |
| | 3. WCDMA + 2.4GHz WLAN/5G WLAN |
| | 4. WCDMA + Bluetooth |
| | 5. LTE + 2.4GHz WLAN/5G WLAN |
| | 6. LTE + Bluetooth |
| | 7. CDMA + 2.4GHz WLAN |
| | 8. CDMA + 5GHz WLAN |
| | 9. CDMA + Bluetooth |
| Body | 1. GSM + 2.4GHz WLAN/5G WLAN |
| | 2. GSM + Bluetooth |
| | 3. WCDMA + 2.4GHz WLAN/5G WLAN |
| | 4. WCDMA + Bluetooth |
| | 5. LTE + 2.4GHz WLAN/5G WLAN |
| | 6. LTE + Bluetooth |
| | 7. CDMA + 2.4GHz WLAN |
| | 8. CDMA + 5GHz WLAN |
| | 9. CDMA + Bluetooth |

NOTE:

1. Bluetooth and WLAN can't simultaneous transmission at the same time.
2. For simultaneous transmission at head and body exposure position, 2 transmitters simultaneous transmission was the worst state.
3. If the test separation distance is <5mm, 5mm is used for excluded SAR calculation.
4. KDB 447498 Appendix E, when standalone SAR test exclusion applies to an antenna that transmits simultaneously with other antennas, the standalone SAR must be estimated according to following to determine simultaneous transmission SAR test exclusion:
 $SAR_{est} = 1.6 \cdot P_{ant} / P_{th}$ [W/kg].
 P_{ant} is maximum time-averaged power or effective radiated power (ERP), whichever is greater, and P_{th} is defined in Formula KDB 447498 (B.2). When the sum of SAR 1g of all simultaneously transmitting antennas in an operating mode and exposure condition combination is within the SAR limit (SAR-1g 1.6 W/kg), the simultaneous transmission SAR is not required. When the sum of SAR 1g is greater than the SAR limit (SAR-1g 1.6 W/kg), SAR test exclusion is determined by the SPLSR.



| Simultaneous Mode | Position | Mode | Max. 1-g SAR | 1-g Sum SAR |
|-------------------|----------|-----------|--------------|-------------|
| | | | (W/kg) | (W/kg) |
| GSM + 2.4G WLAN | Head | GSM | 0.082 | 0.228 |
| | | 2.4G WLAN | 0.146 | |
| | Body | GSM | 0.624 | 0.654 |
| | | 2.4G WLAN | 0.030 | |
| GSM + Bluetooth | Head | GSM | 0.082 | 0.231 |
| | | Bluetooth | 0.149 | |
| | Body | GSM | 0.624 | 0.682 |
| | | Bluetooth | 0.058 | |
| GSM + 5G WLAN | Head | GSM | 0.082 | 0.755 |
| | | 5G WLAN | 0.673 | |
| | Body | GSM | 0.624 | 0.899 |
| | | 5G WLAN | 0.275 | |
| WCDMA + 2.4G WLAN | Head | WCDMA | 0.034 | 0.180 |
| | | 2.4G WLAN | 0.146 | |
| | Body | WCDMA | 0.553 | 0.583 |
| | | 2.4G WLAN | 0.030 | |
| WCDMA + Bluetooth | Head | WCDMA | 0.034 | 0.183 |
| | | Bluetooth | 0.149 | |
| | Body | WCDMA | 0.553 | 0.611 |
| | | Bluetooth | 0.058 | |
| WCDMA + 5G WLAN | Head | WCDMA | 0.034 | 0.707 |
| | | 5G WLAN | 0.673 | |
| | Body | WCDMA | 0.553 | 0.828 |
| | | 5G WLAN | 0.275 | |
| LTE + 2.4G WLAN | Head | LTE | 0.111 | 0.257 |
| | | 2.4G WLAN | 0.146 | |
| | Body | LTE | 0.718 | 0.748 |
| | | 2.4G WLAN | 0.030 | |
| LTE + Bluetooth | Head | LTE | 0.111 | 0.260 |
| | | Bluetooth | 0.149 | |
| | Body | LTE | 0.718 | 0.776 |
| | | Bluetooth | 0.058 | |
| LTE + 5G WLAN | Head | LTE | 0.111 | 0.784 |
| | | 5G WLAN | 0.673 | |
| | Body | LTE | 0.718 | 0.993 |
| | | 5G WLAN | 0.275 | |
| CDMA + 2.4G WLAN | Head | CDMA | 0.030 | 0.176 |
| | | 2.4G WLAN | 0.146 | |
| | Body | CDMA | 0.240 | 0.270 |
| | | 2.4G WLAN | 0.030 | |
| CDMA + BT | Head | CDMA | 0.030 | 0.179 |
| | | Bluetooth | 0.149 | |
| | Body | CDMA | 0.240 | 0.298 |
| | | Bluetooth | 0.058 | |



| | | | | |
|----------------|------|---------|-------|-------|
| CDMA + 5G WLAN | Head | CDMA | 0.030 | 0.703 |
| | | 5G WLAN | 0.673 | |
| | Body | CDMA | 0.240 | 0.515 |
| | | 5G WLAN | 0.275 | |

Simultaneous transmission SAR test exclusion is determined for each operating configuration and exposure condition according to the reported standalone SAR of each applicable simultaneous transmitting antenna.

When the sum of SAR 1g of all simultaneously transmitting antennas in an operating mode and exposure condition combination is within the SAR limit (SAR-1g 1.6 W/kg), the simultaneous transmission SAR is not required. When the sum of SAR 1g is greater than the SAR limit (SAR-1g 1.6 W/kg), SAR test exclusion is determined by the SPLSR.



13. Equipment List

| Kind of Equipment | Manufacturer | Type No. | Serial No. | Last Calibration | Calibrated Until |
|---------------------------------|--------------|----------|--------------------------|------------------|------------------|
| 750MHz Dipole | MVG | DIP0G750 | SN 06/22 DIP0G750-638 | 2022.02.11 | 2025.02.10 |
| 835MHz Dipole | MVG | DIP0G835 | SN 06/22 DIP0G835-639 | 2022.02.11 | 2025.02.10 |
| 1800MHz Dipole | MVG | DIP1G800 | SN 06/22 DIP1G800-640 | 2022.02.11 | 2025.02.10 |
| 1900MHz Dipole | MVG | DIP1G900 | SN 06/22 DIP1G900-641 | 2022.02.11 | 2025.02.10 |
| 2300MHz Dipole | MVG | DIP2G300 | SN 06/22 DIP2G100-644 | 2022.02.11 | 2025.02.10 |
| 2450MHz Dipole | MVG | GIP2G450 | SN 06/22 DIP2G450-645 | 2022.02.11 | 2025.02.10 |
| 2600MHz Dipole | MVG | DIP2G600 | SN 06/22 DIP2G600-646 | 2022.02.11 | 2025.02.10 |
| 5000MHz Dipole | MVG | GIP5G000 | SN 06/22 DIP5G00-653 | 2022.02.11 | 2025.02.10 |
| E-Field Probe | MVG | EPGO364 | SN 04/22 EPGO364 | 2023.02.10 | 2024.02.09 |
| Dielectric Probe Kit | MVG | OCPG 87 | SN 06/22 OCPG87 | 2023.02.10 | 2024.02.09 |
| Antenna | MVG | ANTA 73 | SN 06/22 ANTA 73 | N/A | N/A |
| Ellipsoid Phantom | MVG | ELLI 51 | SN 06/22 ELLI 51 | N/A | N/A |
| Phantom | MVG | SAM 148 | SN 06/22 SAM148 | N/A | N/A |
| Phone holder | MVG | MSH 117 | SN 06/22 MSH 117 | N/A | N/A |
| Laptop holder | MVG | LSH 36 | SN 06/22 LSH 38 | N/A | N/A |
| Directional coupler | SHW | SHWDCP | 202203280013 | N/A | N/A |
| Network Analyzer | Agilent | E5071C | MY46418070 | 2022.03.28 | 2023.03.27 |
| Multi Meter | Keithley | DMM6500 | DMM6500 | 2022.05.05 | 2023.05.04 |
| Signal Generator | Keithley | N5182B | MY59100717 | 2022.04.29 | 2023.04.28 |
| Wireless Communication Test Set | R&S | CMW500 | 137737 | 2022.04.29 | 2023.04.28 |
| Power Sensor | R&S | Z11 | 116184 | 2022.03.28 | 2023.03.27 |
| Temperature hygrometer | N/A | ST-W2318 | N/A | 2022.05.05 | 2023.05.04 |
| Thermograph | N/A | TP101 | N/A | 2022.05.05 | 2023.05.04 |



Appendix A. System Validation Plots

System Performance Check Data (750MHz)

Type: Phone measurement (Complete)

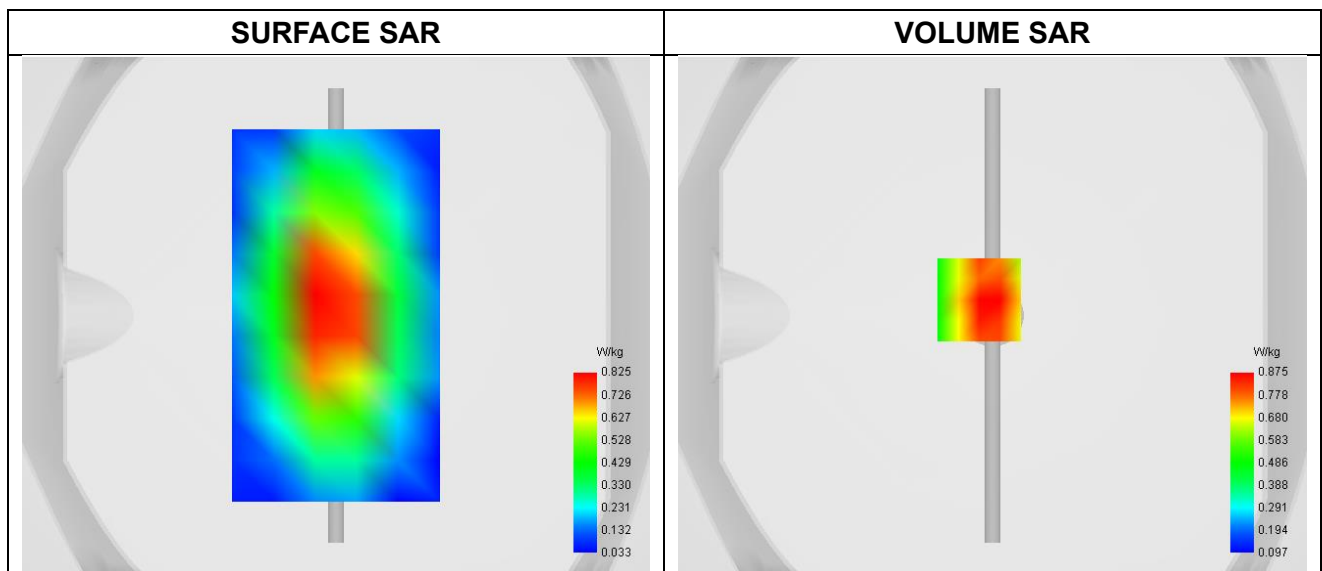
Area scan resolution: dx=8mm,dy=8mm

Zoom scan resolution: dx=8mm, dy=8mm, dz=5mm

Date of measurement: 2023-02-16

Experimental conditions.

| | |
|-----------------------|------------------|
| Phantom | Validation plane |
| Device Position | Dipole |
| Band | CW750 |
| Channels | Middle |
| Signal | CW |
| Frequency (MHz) | 750.000 |
| Relative permittivity | 42.13 |
| Conductivity (S/m) | 0.88 |
| Probe | SN 04/22 EPGO364 |
| ConvF | 1.69 |
| Crest factor: | 1:1 |

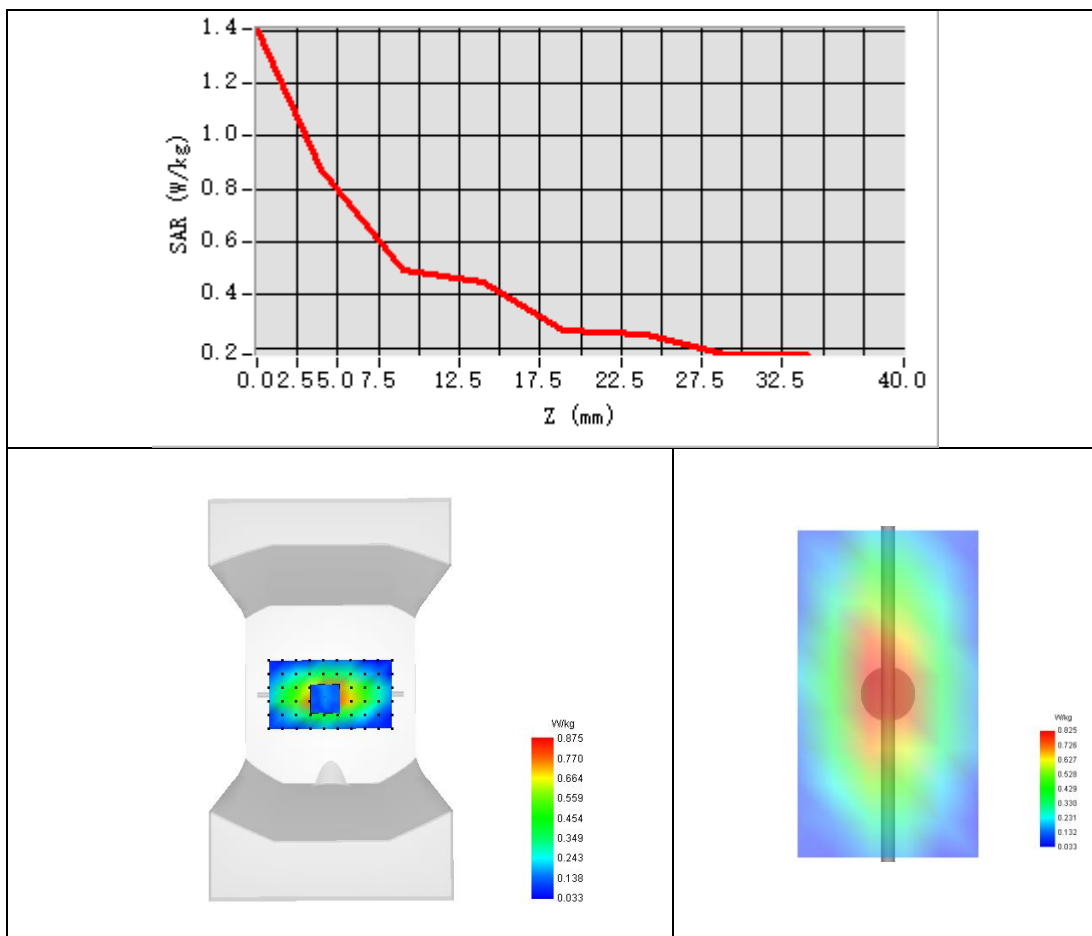


Maximum location: X=-5.00, Y=6.00 ; SAR Peak: 1.25 W/kg

| | |
|----------------|-------|
| SAR 10g (W/Kg) | 0.589 |
| SAR 1g (W/Kg) | 0.888 |



Z Axis Scan





System Performance Check Data (835MHz)

Type: Phone measurement (Complete)

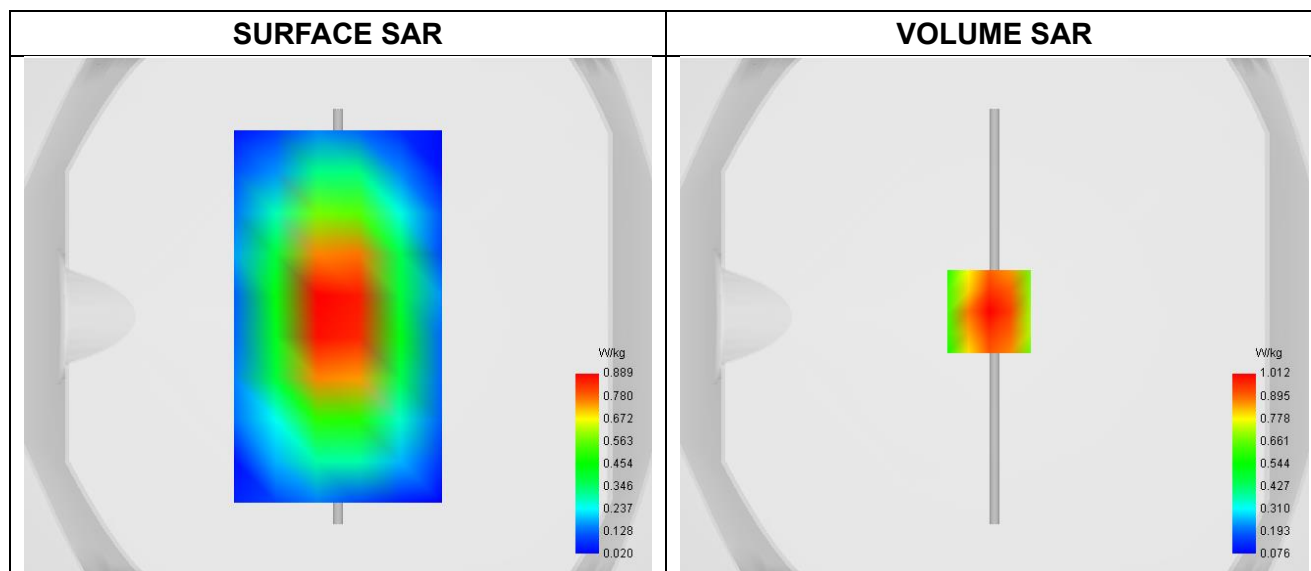
Area scan resolution: dx=8mm,dy=8mm

Zoom scan resolution: dx=8mm, dy=8mm, dz=5mm

Date of measurement: 2023-02-20

Experimental conditions.

| | |
|-----------------------|------------------|
| Phantom | Validation plane |
| Device Position | Dipole |
| Band | CW835 |
| Channels | Middle |
| Signal | CW |
| Frequency (MHz) | 835.000 |
| Relative permittivity | 40.99 |
| Conductivity (S/m) | 0.92 |
| Probe | SN 04/22 EPGO364 |
| ConvF | 1.72 |
| Crest factor: | 1:1 |

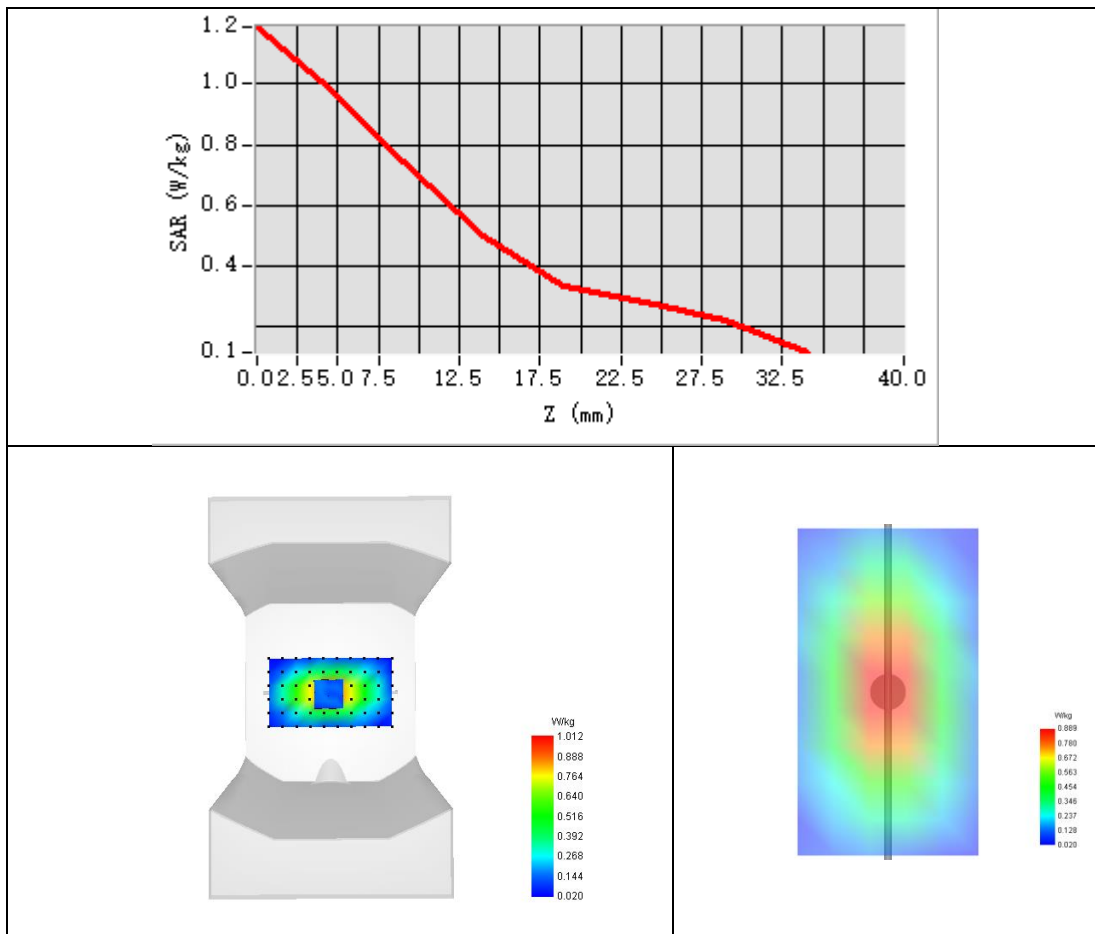


Maximum location: X=-2.00, Y=2.00 ; SAR Peak: 1.37 W/kg

| | |
|----------------|-------|
| SAR 10g (W/Kg) | 0.638 |
| SAR 1g (W/Kg) | 0.953 |



Z Axis Scan





System Performance Check Data (835MHz)

Type: Phone measurement (Complete)

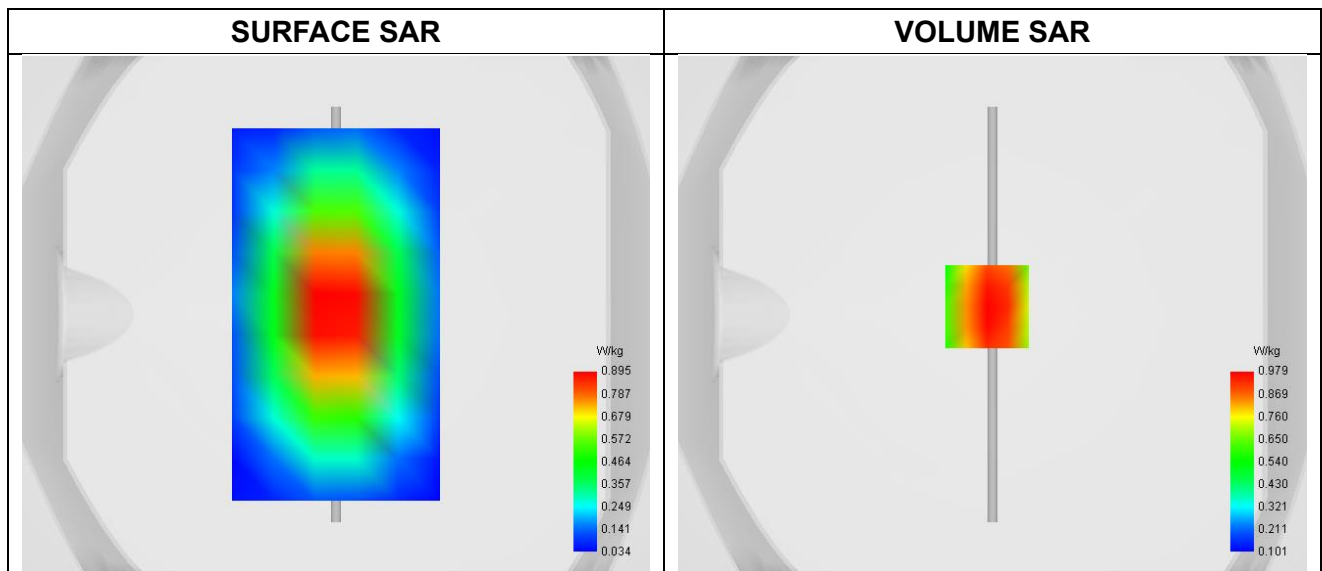
Area scan resolution: dx=8mm,dy=8mm

Zoom scan resolution: dx=8mm, dy=8mm, dz=5mm

Date of measurement: 2023-02-21

Experimental conditions.

| | |
|-----------------------|------------------|
| Phantom | Validation plane |
| Device Position | Dipole |
| Band | CW835 |
| Channels | Middle |
| Signal | CW |
| Frequency (MHz) | 835.000 |
| Relative permittivity | 41.2 |
| Conductivity (S/m) | 0.89 |
| Probe | SN 04/22 EPGO364 |
| ConvF | 1.72 |
| Crest factor: | 1:1 |

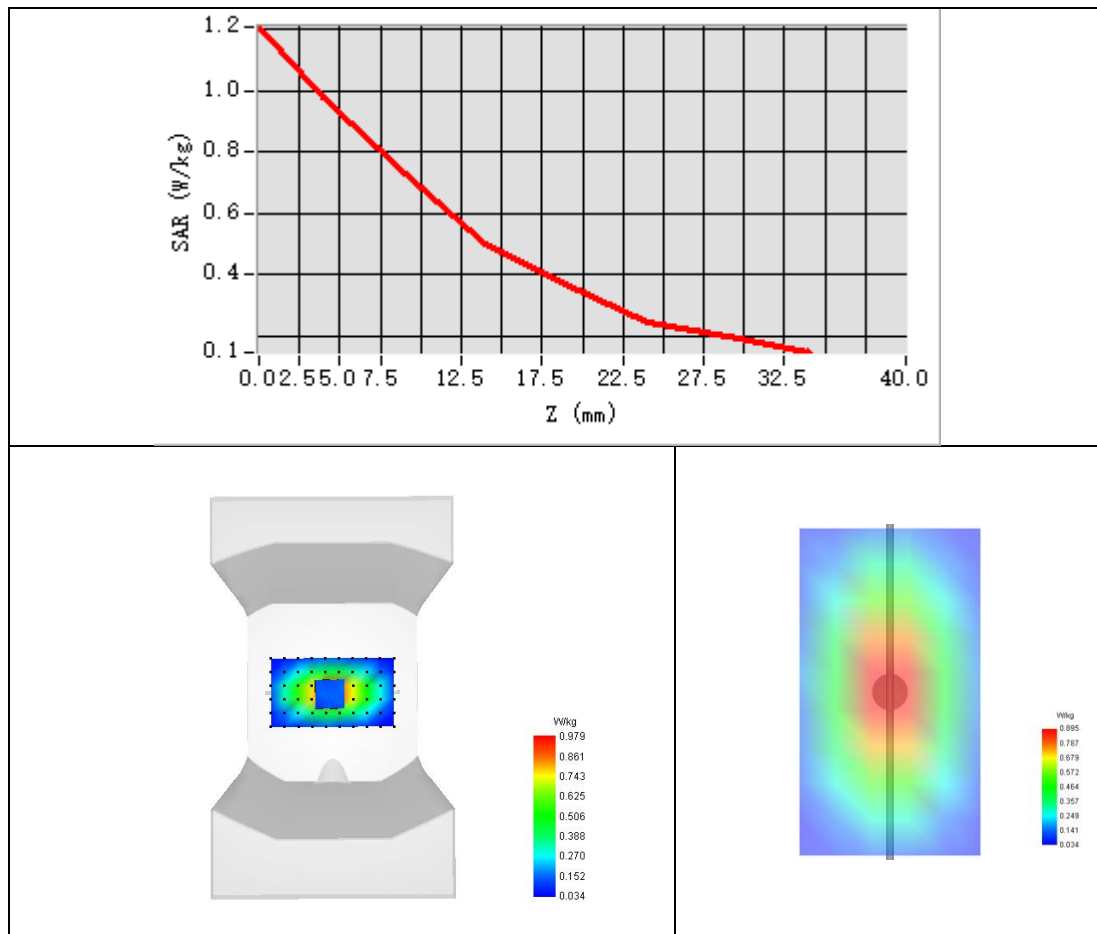


Maximum location: X=-2.00, Y=2.00 ; SAR Peak: 1.37 W/kg

| | |
|----------------|-------|
| SAR 10g (W/Kg) | 0.640 |
| SAR 1g (W/Kg) | 0.949 |



Z Axis Scan





System Performance Check Data (1800MHz)

Type: Phone measurement (Complete)

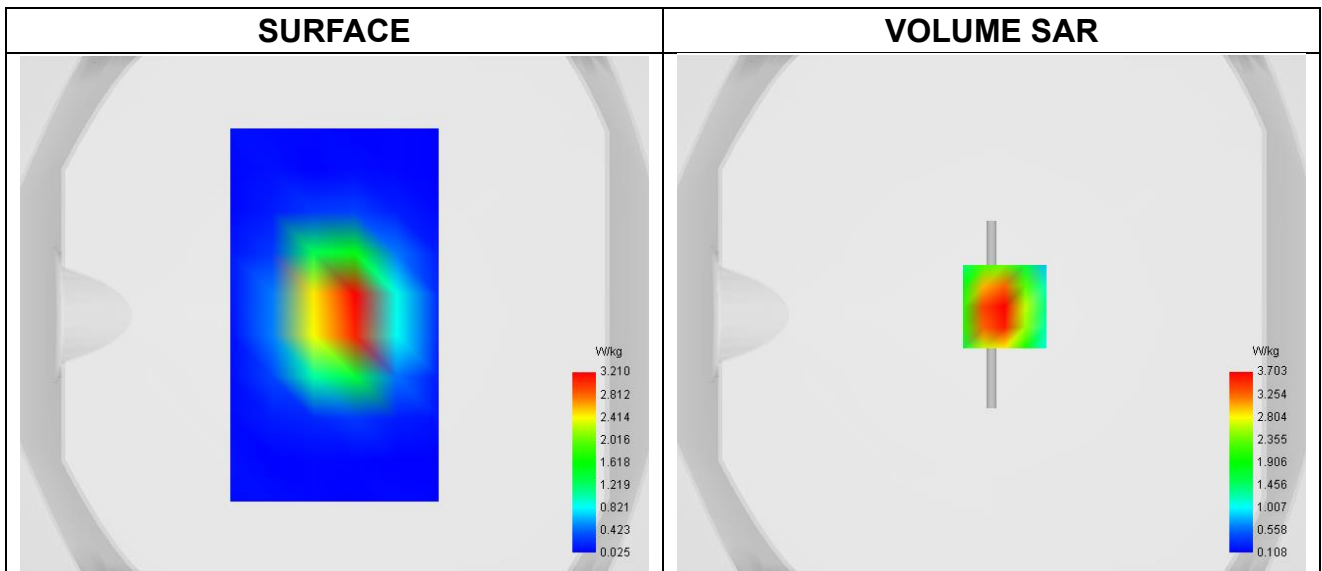
Area scan resolution: dx=8mm, dy=8mm

Zoom scan resolution: dx=8mm, dy=8mm, dz=5mm

Date of measurement:2023-03-08

Experimental conditions.

| | |
|-----------------------|------------------|
| Phantom | Validation plane |
| Device Position | Dipole |
| Band | CW1800 |
| Channels | Middle |
| Signal | CW |
| Frequency (MHz) | 1800.000 |
| Relative permittivity | 40.75 |
| Conductivity (S/m) | 1.46 |
| Probe | SN 04/22 EPGO364 |
| ConvF | 1.95 |
| Crest factor: | 1:1 |

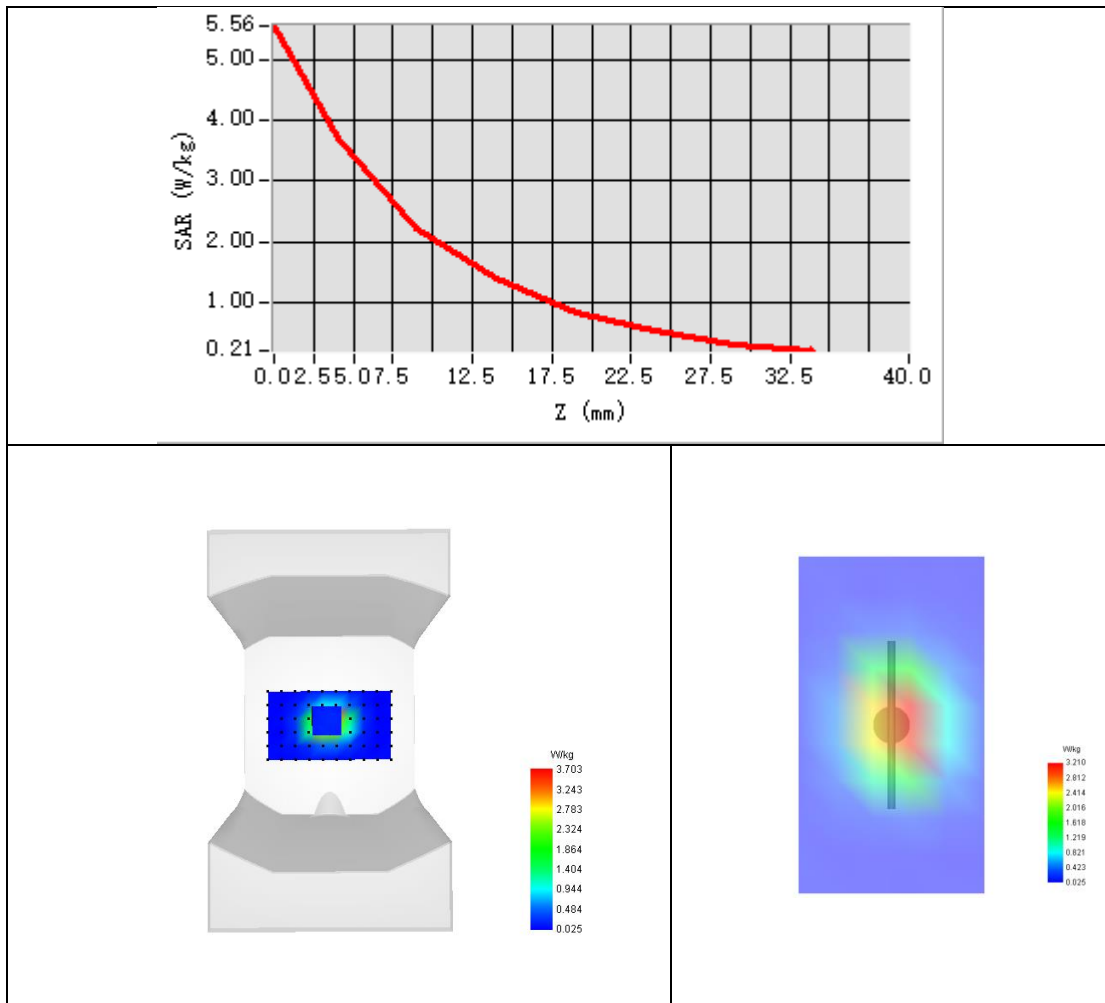


Maximum location: X=5.00, Y=3.00 ; SAR Peak: 5.76 W/kg

| | |
|----------------|-------|
| SAR 10g (W/Kg) | 1.990 |
| SAR 1g (W/Kg) | 3.609 |



Z Axis Scan





System Performance Check Data (1800MHz)

Type: Phone measurement (Complete)

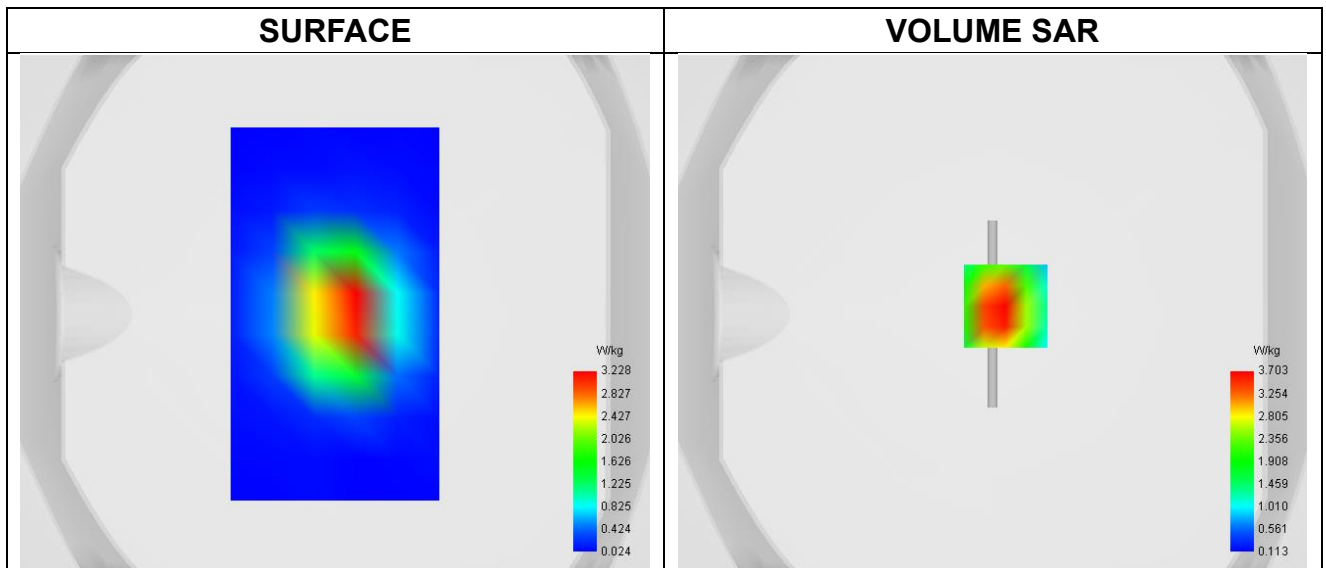
Area scan resolution: dx=8mm, dy=8mm

Zoom scan resolution: dx=8mm, dy=8mm, dz=5mm

Date of measurement:2023-03-09

Experimental conditions.

| | |
|-----------------------|------------------|
| Phantom | Validation plane |
| Device Position | Dipole |
| Band | CW1800 |
| Channels | Middle |
| Signal | CW |
| Frequency (MHz) | 1800.000 |
| Relative permittivity | 40.42 |
| Conductivity (S/m) | 1.35 |
| Probe | SN 04/22 EPGO364 |
| ConvF | 1.95 |
| Crest factor: | 1:1 |

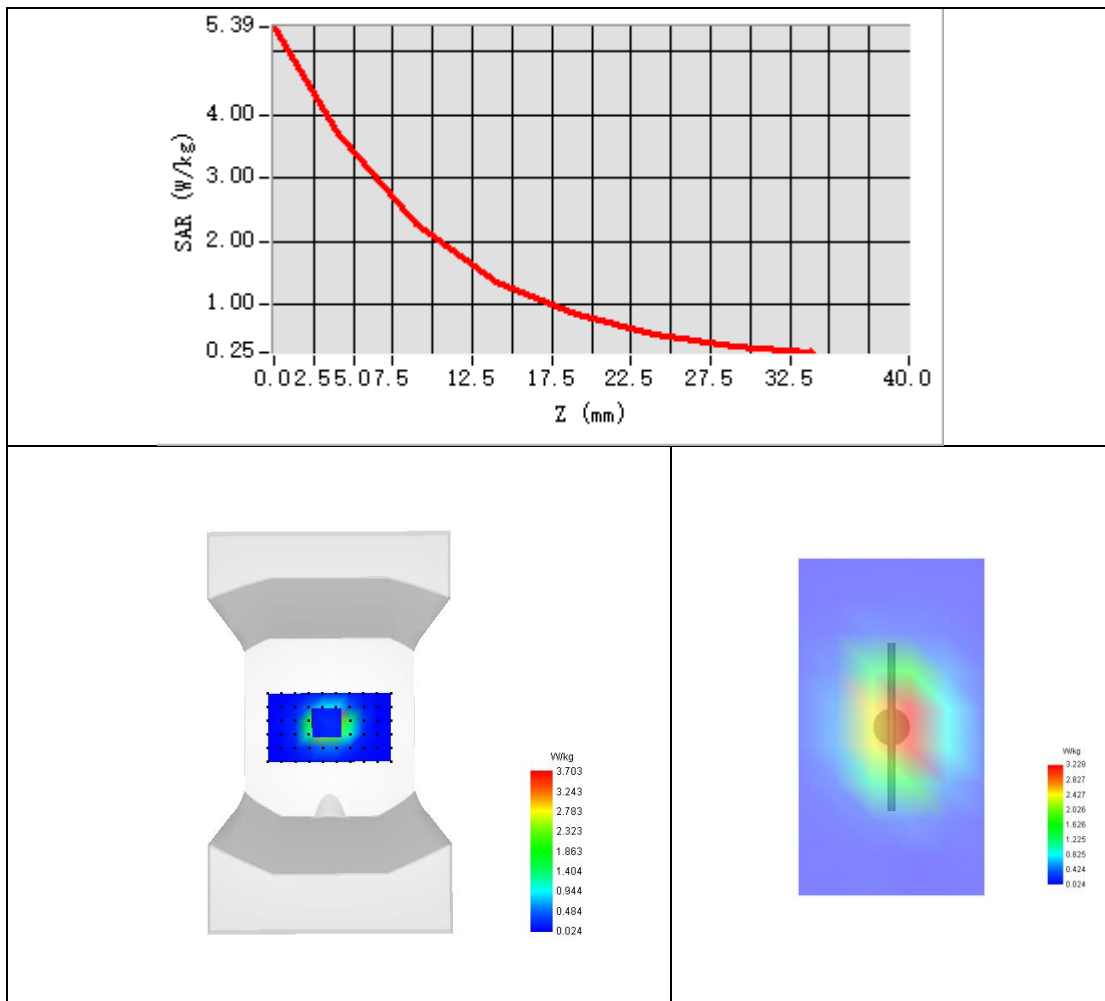


Maximum location: X=5.00, Y=3.00 ; SAR Peak: 5.66 W/kg

| | |
|----------------|-------|
| SAR 10g (W/Kg) | 1.991 |
| SAR 1g (W/Kg) | 3.592 |



Z Axis Scan





System Performance Check Data (1900MHz)

Type: Phone measurement (Complete)

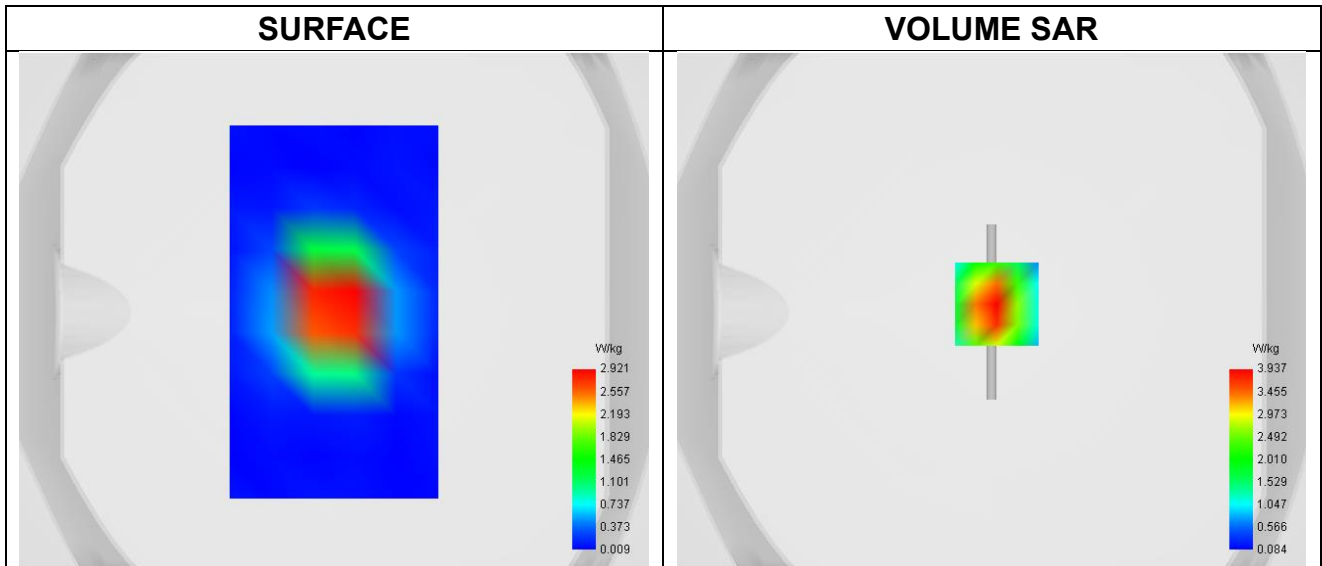
Area scan resolution: dx=8mm, dy=8mm

Zoom scan resolution: dx=8mm, dy=8mm, dz=5mm

Date of measurement:2023-03-10

Experimental conditions.

| | |
|-----------------------|------------------|
| Phantom | Validation plane |
| Device Position | Dipole |
| Band | CW1900 |
| Channels | Middle |
| Signal | CW |
| Frequency (MHz) | 1900.000 |
| Relative permittivity | 41.04 |
| Conductivity (S/m) | 1.37 |
| Probe | SN 04/22 EPGO364 |
| ConvF | 2.25 |
| Crest factor: | 1:1 |

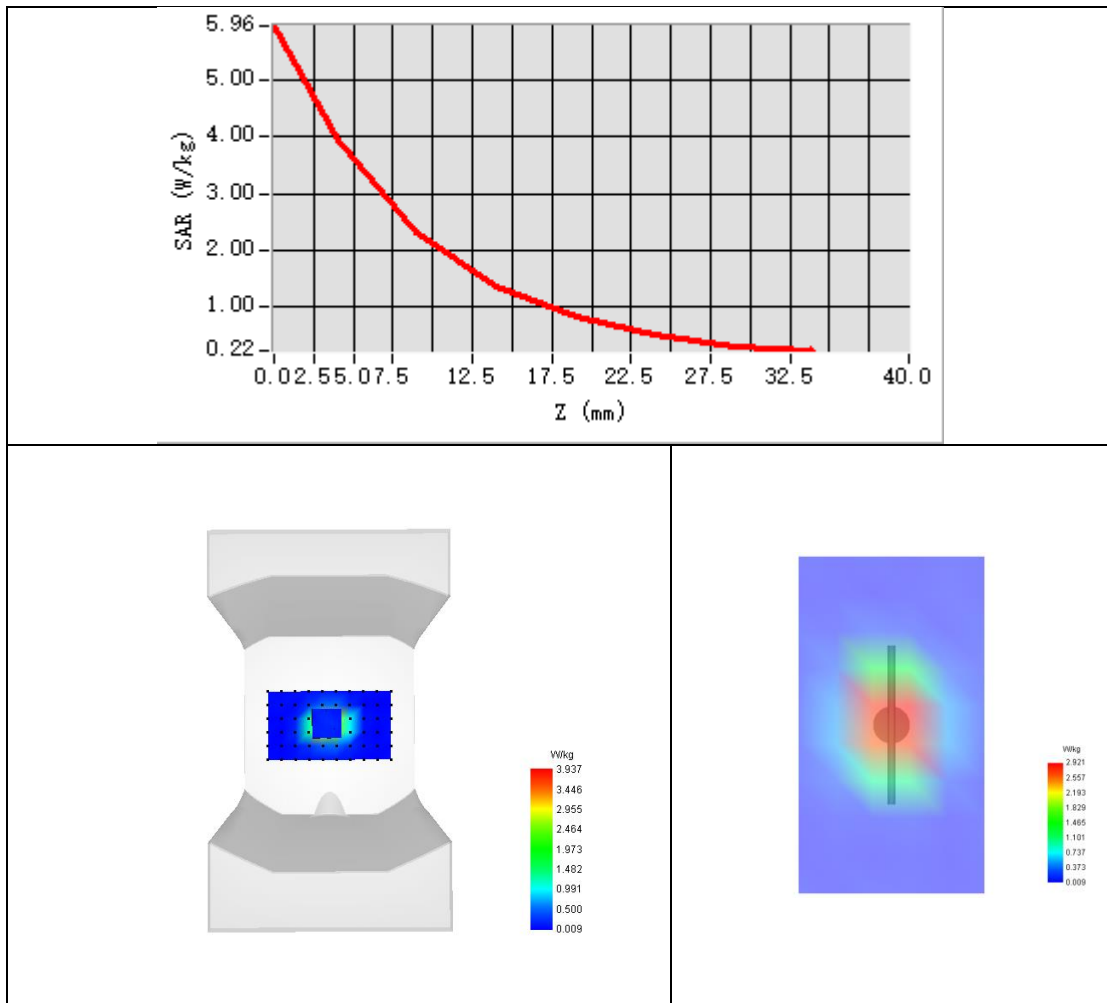


Maximum location: X=2.00, Y=3.00 ; SAR Peak: 6.12 W/kg

| | |
|----------------|-------|
| SAR 10g (W/Kg) | 1.996 |
| SAR 1g (W/Kg) | 3.762 |



Z Axis Scan





System Performance Check Data (2300MHz)

Type: Phone measurement (Complete)

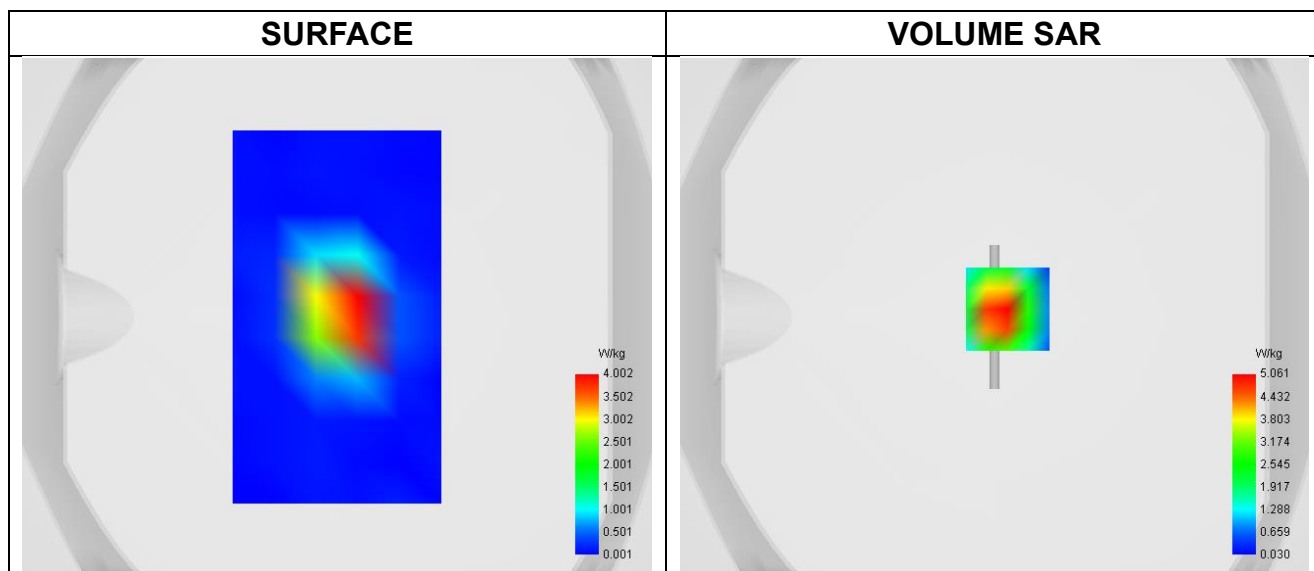
Area scan resolution: dx=8mm, dy=8mm

Zoom scan resolution: dx=8mm, dy=8mm, dz=5mm

Date of measurement:2023-02-22

Experimental conditions.

| | |
|-----------------------|------------------|
| Phantom | Validation plane |
| Device Position | Dipole |
| Band | CW2300 |
| Channels | Middle |
| Signal | CW |
| Frequency (MHz) | 2300.000 |
| Relative permittivity | 40.1 |
| Conductivity (S/m) | 1.73 |
| Probe | SN 04/22 EPGO364 |
| ConvF | 2.32 |
| Crest factor: | 1:1 |

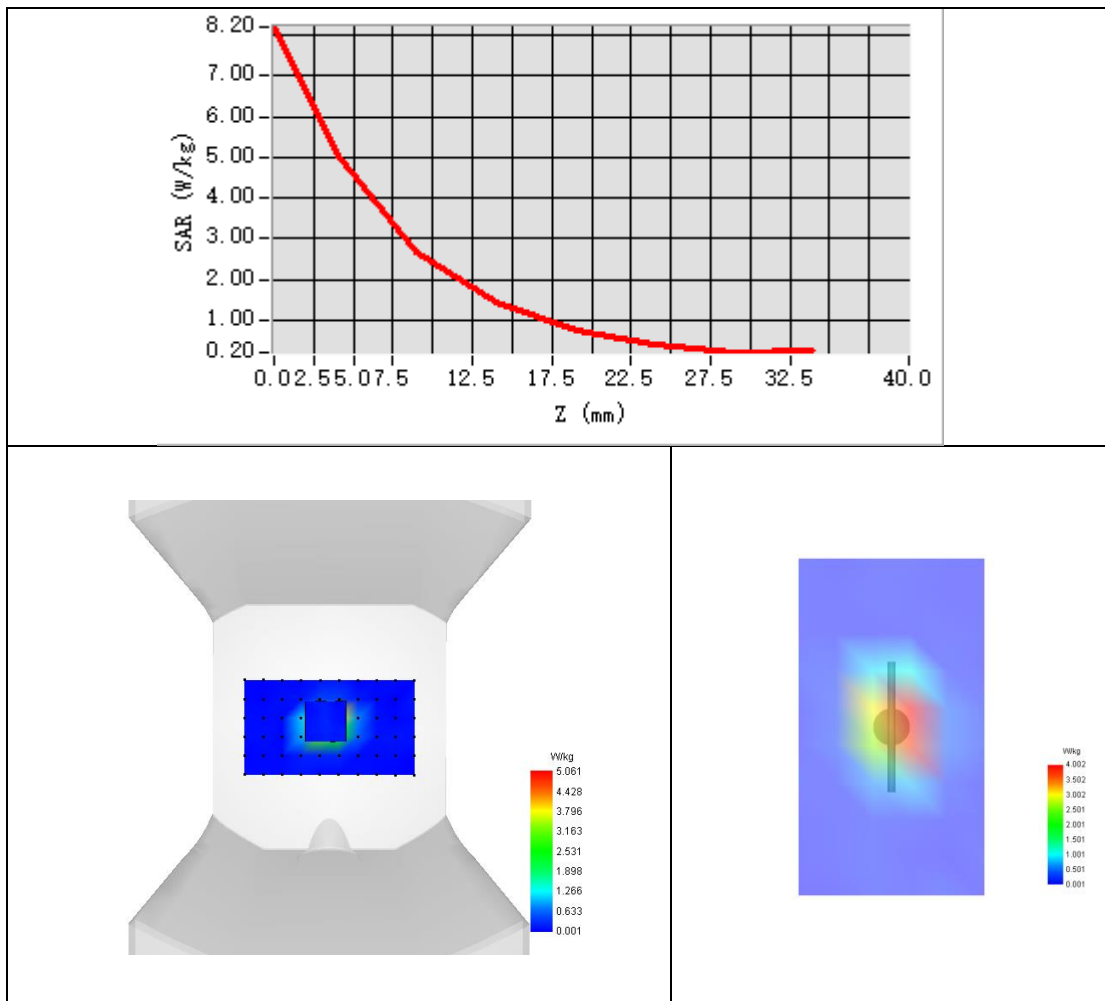


Maximum location: X=5.00, Y=3.00 ; SAR Peak: 8.86 W/kg

| | |
|----------------|-------|
| SAR 10g (W/Kg) | 2.333 |
| SAR 1g (W/Kg) | 4.998 |



Z Axis Scan





System Performance Check Data (2450MHz)

Type: Phone measurement (Complete)

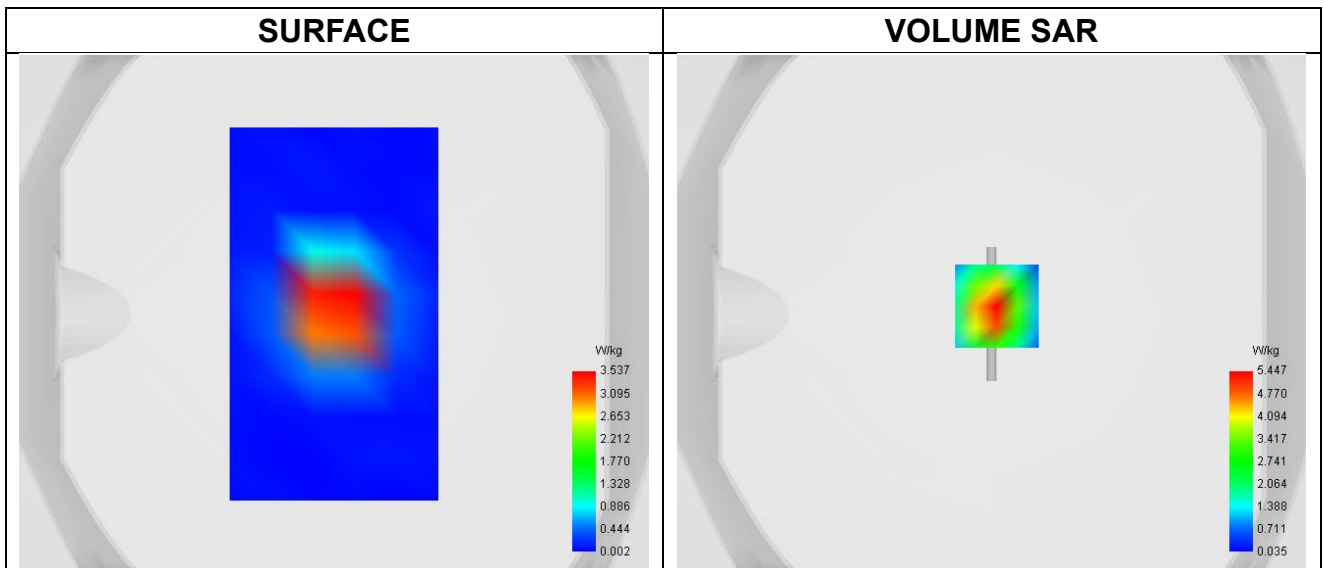
Area scan resolution: dx=8mm, dy=8mm

Zoom scan resolution: dx=8mm, dy=8mm, dz=5mm

Date of measurement:2023-02-02

Experimental conditions.

| | |
|-----------------------|------------------|
| Phantom | Validation plane |
| Device Position | Dipole |
| Band | CW2450 |
| Channels | Middle |
| Signal | CW |
| Frequency (MHz) | 2450.000 |
| Relative permittivity | 40.16 |
| Conductivity (S/m) | 1.79 |
| Probe | SN 04/22 EPGO364 |
| ConvF | 2.33 |
| Crest factor: | 1:1 |



Maximum location: X=2.00, Y=3.00 ; SAR Peak: 9.21 W/kg

| | |
|----------------|-------|
| SAR 10g (W/Kg) | 2.374 |
| SAR 1g (W/Kg) | 5.163 |



Z Axis Scan

