



FCC Part15C (Section 15.209) Test Setup Photo

Note: For Radiated Emission, the edge of test table align with the center of turn table.

Description: Radiated Emission Test Setup for 9kHz ~ 30MHz



Description: Radiated Emission Test Setup for 30MHz ~ 1GHz



FCC Part15B Test Setup Photo


Test Mode 2:

Description: Front View of Conducted Emission




Test Mode 2

Description: Back View of Conducted Emission




Test Mode 1

Description: Radiated disturbance Test Setup (30MHz ~ 1GHz)




Test Mode 1

Description: Radiated disturbance Test Setup (1GHz ~ 18GHz)



Test Mode 2

Description: Radiated disturbance Test Setup (30MHz ~ 1GHz)



Test Mode 1

Description: Radiated disturbance Test Setup (1GHz ~ 18GHz)

