


# Appendix D



## Photographs

1. SAR measurement System
2. Photographs of Tissue Simulate Liquid
3. Photographs of EUT test position
4. EUT Constructional Details

## 1. SAR measurement System



## 2. Photographs of Tissue Simulate Liquid

Photo 1: Tissue Simulant Liquid for Head 2450	Photo 2: Tissue Simulant Liquid for Head 5GHz
	

### 3. Photographs of EUT test position

<p>Photo 3: Front side 0mm</p>	<p>Photo 4: Back side 0mm</p>
	
<p>Photo 5: Left side 0mm</p>	<p>Photo 6: Right side 0mm</p>
	
<p>Photo 7: Top side 0mm</p>	<p>Photo 8: Bottom side 0mm</p>
	

## 4. EUT Constructional Details

Details please Refer to the <EUT Photo> .