

尺寸:219*110mm

— 切线

- - 折线

Model: U30A

BODY WEIGHT SCALE

Maximum weight 396lb
(180kg/25 stone)

FCC Warning

This equipment has been tested and found to comply with the limits for a Class B digital device, pursuant to part 15 of the FCC Rules. These limits are designed to provide reasonable protection against harmful interference in a residential installation. This equipment generates, uses and can radiate radio frequency energy and, if not installed and used in accordance with the instructions, may cause harmful interference to radio communications.

However, there is no guarantee that interference will not occur in a particular installation. If this equipment does cause harmful interference to radio or television reception, which can be determined by turning the equipment off and on, the user is encouraged to try to correct the interference by one or more of the following measures:

- Reorient or relocate the receiving antenna.

- Increase the separation between the equipment and receiver.
- Connect the equipment into an outlet on a circuit different from that to which the receiver is connected.
- Consult the dealer or an experienced radio/TV technician for help.

Caution: Any changes or modifications to this device not explicitly approved by manufacturer could void your authority to operate this equipment.

This device complies with part 15 of the FCC Rules.

Operation is subject to the following two conditions:

- (1) This device may not cause harmful interference, and
- (2) this device must accept any interference received, including interference that may cause undesired operation.

This equipment complies with FCC RF radiation exposure limits set forth for an uncontrolled environment. This device and its antenna must not be located or operated in conjunction with any other antenna or transmitter.

The device has been evaluated to meet general RF exposure requirement. The device can be used in portable exposure conditions without restriction.

CAUTION

Slippery when wet.



INSTRUCTION MANUAL


Your new electronic personal scale has been designed to accurately measure weight changes (gain or loss) over time and should give you many years of service under normal use.


SPECIFICATIONS

- Equipped with a highly precise strain gauge sensor system
- Display: LCD digital display
- Tempered safety glass/platform
- Size: 300 x 260 mm
- Measurement range:
Weight: 0.4409—396.8 lb (0.2—180 kg)
Room Temperature: 14—122°F
- Unit: kg/lb (default: lb)
- Accuracy:
Weight: \pm (% \times 3+1d), d=100g
Room Temperature: \pm 1.8°F
- Foot-tap switch
- Auto zero resetting & auto power off
- Low power & overload indicator

POWER SUPPLY

- Rechargeable lithium battery (700mAh)

The battery symbol  shows the current battery level, and it will change according to the battery level.

When powered on, the low battery symbol  will be displayed when the battery needs charging. Plug in the device using the included USB cable to charge. Take the USB cable and

connect it to the charger (charge connector) or to the USB port of your computer or power bank.

Noted: the lithium battery could be used for about 3 months when charge is full (take measurement 3—6 times every day).

CARE AND ATTENTION

Put your scale on a hard, flat surface to ensure the greatest accuracy and repeatable results.

Always weigh yourself on the same scale which is placed on the same surface; an uneven surface will affect the readings.

Your scale will round up or down to the nearest 0.2lb; if you weigh yourself two times and get two different readings, this means your weight is between the two readings.

Clean your scale with a wet, soft cloth, but do not allow water to get inside the scale. Do not use any chemical cleaning agents.

Do not allow your scale to become saturated with water as this can damage the electronics.

Treat your scale with care. It is a precision instrument. Do not drop or jump up and down on it.

UNIT SETTING

There is a small unit button on the bottom of the device. Press the UNIT button when powered off; the screen will display KG or LB. The device will change between units with each press of the UNIT button. Default: lb unit

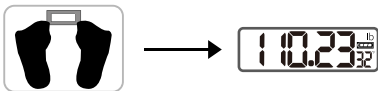


OPERATING INSTRUCTIONS

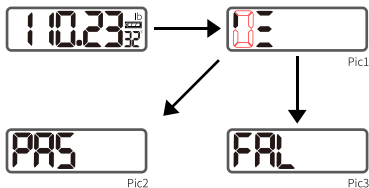
Step 1. Put the scale on a hard, flat surface (avoiding carpets or any soft surface).

Step 2. Stand on the scale with your feet evenly spaced and hold still. Your weight will display on the screen after three seconds, as pictured below.

Step 3. When you step off the scale, it will automatically switch off. (The insulation strip has been removed.) To operate the scale, simply follow Step 2 and Step 3 above.



Noted: Once the device finishes taking a measurement, it will automatically upload the data to the background server, displaying a rotating signal bar on the LCD (shown in Pic 1). After a successful upload, the LCD will show PAS (Pic 2). If the upload failed (or no SIM card is detected), the LCD will show FAL (Pic 3). At that point, you can take the next measurement.



SIGNAL STRENGTH INDICATOR

While the device is uploading data, it will show 1–3 bars in the middle of the LCD display to indicate signal strength: 1 bar means a weak signal, 2 bars means a moderate signal, and 3 bars means a strong signal, as shown below:



OVERLOAD INDICATOR

When the scale is overloaded (over 396lb/180kg), the screen will show OL as pictured below:



Shenzhen Urion Technology Co., Ltd.
Floor 4-6th of Building D, Jiale Science & Technology Industrial Zone, No.3, ChuangWei Road, Heshuikou Community, MaTian Street, GuangMing New District, 518106 ShenZhen, PEOPLE'S REPUBLIC OF CHINA

FCC ID: 2AK5K201910BG95M3



Made in China

Specific Absorption Rate (SAR) information:

This Shenzhen Urion Technology Co.,Ltd. meets the government's requirements for exposure to radio waves. The guidelines are based on standards that were developed by independent scientific organizations through periodic and thorough evaluation of scientific studies.

The standards include a substantial safety margin designed to assure the safety of all persons regardless of age or health. FCC RF Exposure Information and Statement the SAR limit of USA (FCC) is 1.6 W/kg averaged over one gram of tissue. Device types: Shenzhen Urion Technology Co.,Ltd.has also been tested against this SAR limit. This device was tested for typical body-worn operations with the back of the phone kept 0mm from the body. To maintain compliance with FCC RF exposure requirements, use accessories that maintain an 0mm separation distance between the user's body and the back of the phone. The use of belt clips, holsters and similar accessories should not contain metallic components in its assembly. The use of accessories that do not satisfy these requirements may not comply with FCC RF exposure requirements, and should be avoided.