






Manufacturer: Shenzhen HX Antenna Co., LTD  
Test Report



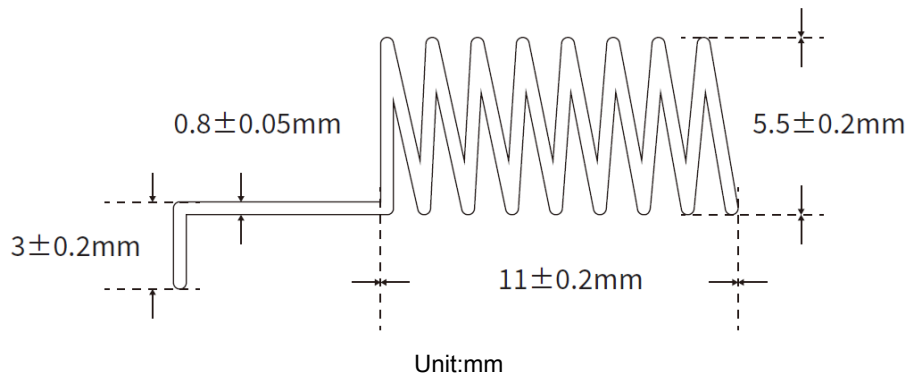


-  Report Version
-  Antenna Physical Image
-  VSWR & Return Loss
-  Gain & Efficiency & Radiation Pattern

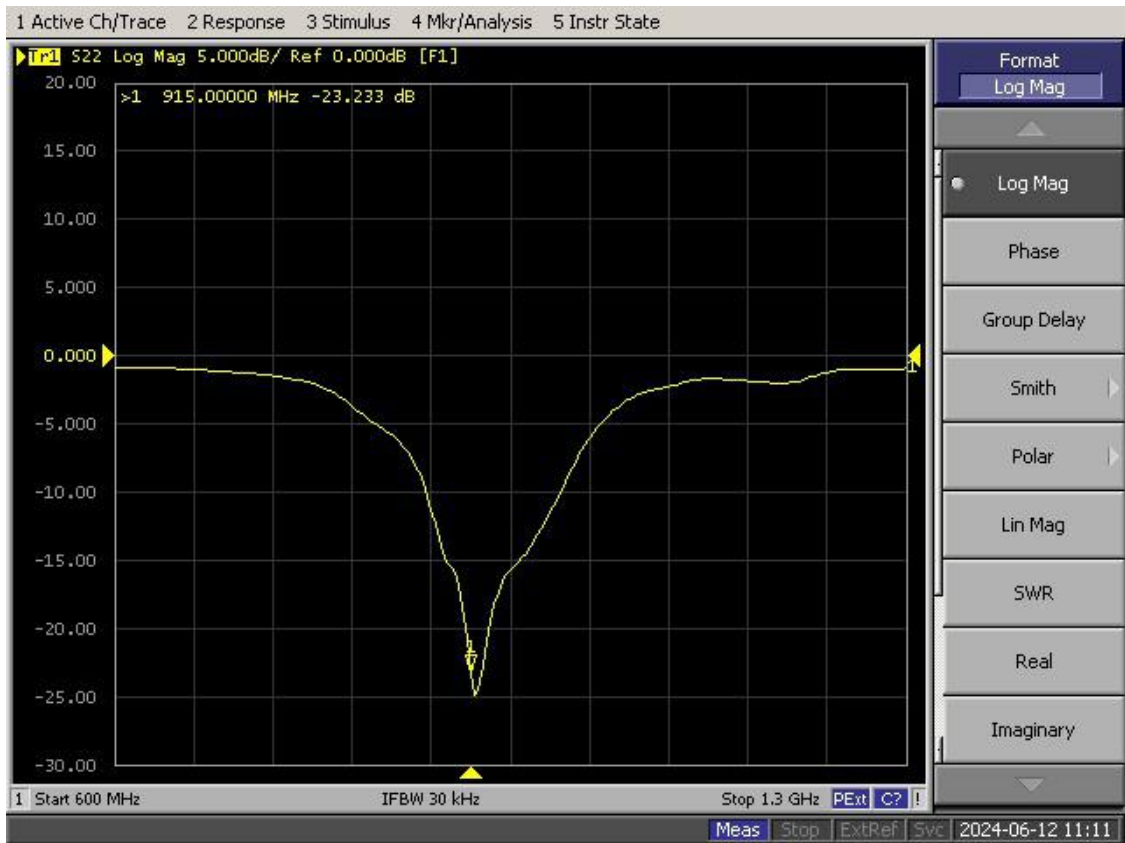
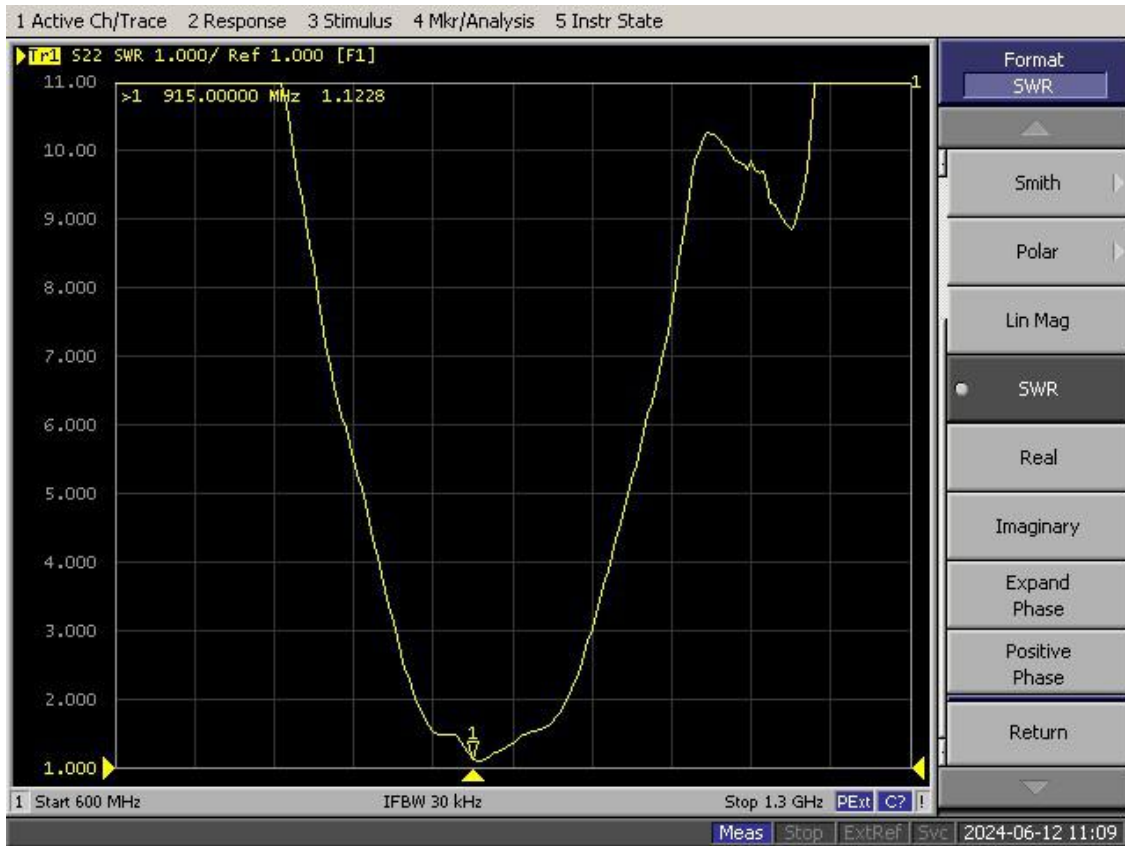
## —： Report Version

Version	Date	Content Summary
<b>V1.0</b>	2024/6/1	Initial Version

二： Antenna Physical Image



## 三：VSWR & Return Loss



5

Tel:0755-23205219

<http://www.hxrf-antenna.com/>

Address: West Floor 2, Building C10, Xin'an Second Industrial Zone, Gushu Second Road, Xixiang Baoan District, Shenzhen City

## 四：Gain & Efficiency & Radiation Pattern

Frequency ID	1	2	3	4	5	6	7	8	9	10	11
Frequency (MHz)	910	911	912	913	914	915	916	917	918	919	920
Efficiency (dBi)	-3.59	-3.50	-3.45	-3.45	-3.50	-3.58	-3.58	-3.60	-3.62	-3.63	-3.62
Gain (dBi)	0.36	0.48	0.57	0.68	0.71	0.64	0.72	0.73	0.74	0.80	0.82
Efficiency (%)	43.74	44.69	45.15	45.15	44.70	43.84	43.81	43.62	43.41	43.30	43.44
Directivity (dB)	3.95	3.98	4.02	4.13	4.21	4.23	4.30	4.33	4.36	4.44	4.44
Peak Gain Position (Theta)	15.00	15.00	15.00	15.00	15.00	15.00	15.00	15.00	15.00	15.00	15.00
Peak Gain Position (Phi)	300.00	315.00	315.00	315.00	315.00	315.00	315.00	315.00	315.00	315.00	315.00
Efficiency ThetaPol (%)	17.12	17.62	17.93	18.06	18.03	17.82	17.94	18.01	18.06	18.12	18.32
Efficiency PhiPol (%)	26.62	27.07	27.22	27.09	26.67	26.02	25.87	25.61	25.35	25.18	25.12
Upper Hem. Efficiency (%)	23.02	23.62	23.97	24.10	23.97	23.65	23.75	23.78	23.78	23.83	24.01
Lower Hem. Efficiency (%)	20.72	21.07	21.18	21.05	20.73	20.19	20.06	19.84	19.63	19.47	19.43

T90(H)圆度	9.76	9.69	9.55	9.24	8.93	8.75	8.64	8.20	7.96	7.69	7.37
Gain 15deg (dBi)											
E1(XZ)波瓣宽度	70.00	68.00	65.00	64.00	63.00	63.00	63.00	63.00	64.00	64.00	65.00
E1(XZ)前后比	2.20	2.21	2.31	2.31	2.38	2.44	2.50	2.54	2.59	2.71	2.80
E2(YZ)波瓣宽度	68.00	70.00	72.00	74.00	75.00	76.00	78.00	78.00	79.00	79.00	79.00
E2(YZ)前后比	1.85	1.85	1.90	1.98	2.00	2.05	2.12	2.17	2.22	2.34	2.48
最大增益处轴比(P)	8.47	9.27	9.13	9.03	8.99	8.90	8.92	8.84	8.86	8.83	8.72
顶点(Theta=0)处轴比(P)	18.29	18.60	19.26	19.20	19.64	20.11	20.23	21.00	21.33	21.46	22.17
仰角10度最差(大)轴比(P)	47.71	47.82	47.92	47.02	47.99	48.14	48.21	46.09	48.48	48.41	48.43
Hc(XY)波瓣宽度	83.00	82.00	82.00	82.00	82.00	83.00	83.00	83.00	84.00	84.00	84.00
Hc(XY)前后比	1.35	1.36	1.30	1.36	1.31	1.20	1.23	1.17	1.12	1.11	1.05
左旋圆极化效率(%)	24.78	25.28	25.52	25.50	25.25	24.78	24.77	24.69	24.58	24.54	24.64
右旋圆极化效率(%)	18.96	19.40	19.62	19.65	19.45	19.06	19.04	18.94	18.83	18.76	18.80

