


RunCam TX200

FCC ID: 2AK4W-TX200

1S 3.5-5.5V 5.8G 25CH Video Transmitter



Frequency Setup

Red LED flashes, only limited frequency available

1 Blue LED for Channel

Short press the button to switch the Channel, Channel 1/2/3/4/5/6/7/8 in sequence. For each short press, the Blue LED flashes once, and only when it's under the Channel 1, the LED is always on.

6 Red LED for Band

Long press the button two seconds to switch the Band, Band 1/2/3/4/5/6 in sequence. For each long press, the six Red LEDs light in turn.

Parameter

Frequency Channel: 5.8G 25CH

Working Current: 5V@150~400mA

Voltage out: 5V@max 250mA

Voltage in: 1S 3.5-5.5V

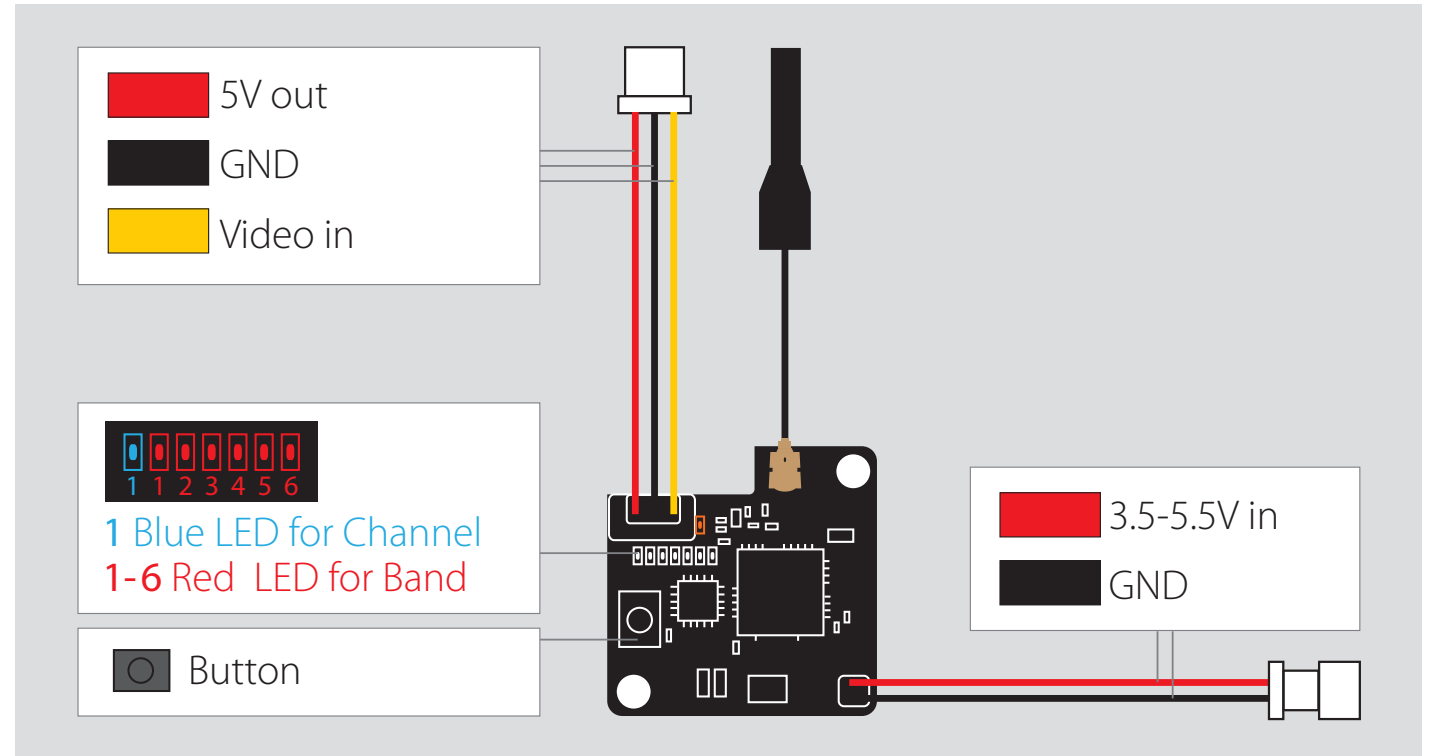
Video Input Impedance: 75 Ohm

Antenna : U.FL 5.8G 2dBi Omni antenna

Weight: 2.5g (with antenna)
























PCB Size: 19mm*19mm

Instruction diagram



Frequency Table

 Restricted

Channel	CH1	CH2	CH3	CH4	CH5	CH6	CH7	CH8
1 Band A	5865	5845	5825	5805	5785	5765	5745	
2 Band B	5733	5752	5771	5790	5809	5828	5847	5866
3 Band E								
4 Airwave	5740	5760	5780	5800	5820	5840	5860	
5 Race Band				5769	5806	5843		
6 Low Race								

All the frequencies listed are MHz.

Warning:

Any Changes or modifications not expressly approved by the party responsible for compliance could void the user's authority to operate the equipment.

This device complies with part 15 of the FCC Rules. Operation is subject to the following two conditions:

(1) This device may not cause harmful interference,
and (2) this device must accept any interference received, including interference that may cause undesired operation.

This radio transmitter (identify the device by certification number) has been approved by FCC to operate with the antenna types with the maximum permissible gain indicated.

The final end product must be labeled in a visible area with the following: Contains Transmitter
Module FCC ID:2AK4W-TX200