

## CONTACT

### Caution:

This equipment has been tested and found to comply with the limits for a Class B digital device, pursuant to part 15 of the FCC Rules. These limits are designed to provide reasonable protection against harmful interference in a residential installation. This equipment generates uses and can radiate radio frequency energy and, if not installed and used in accordance with the instructions, may cause harmful interference to radio communications. However, there is no guarantee that interference will not occur in a particular installation. If this equipment does cause harmful interference to radio or television reception, which can be determined by turning the equipment off and on, the user is encouraged to try to correct the interference by one or more of the following measures:

- Reorient or relocate the receiving antenna.
- Increase the separation between the equipment and receiver.
- Connect the equipment into an outlet on a circuit different from that to which the receiver is connected.
- Consult the dealer or an experienced radio/TV technician for help.

This device complies with part 15 of the FCC Rules. Operation is subject to the following two conditions:

- (1) This device may not cause harmful interference, and (2) this device must accept any interference received, including interference that may cause undesired operation.

Any Changes or modifications not expressly approved by the party responsible for compliance could void the user's authority to operate the equipment.

### RF Exposure

The equipment complies with FCC radiation exposure limits set forth for an uncontrolled environment. This device should be installed and operated with minimum distance 20cm between the radiator & your body.

This device complies with Industry Canada license-exempt RSS standard(s). Operation is subject to the following two conditions: (1) this device may not cause interference, and (2) this device must accept any interference, including interference that may cause undesired operation of the device.

Le présent appareil est conforme aux CNR d'Industrie Canada applicables aux appareils radio exempts de licence. L'exploitation est autorisée aux deux conditions suivantes : (1) l'appareil ne doit pas produire de brouillage, et (2) l'utilisateur de l'appareil doit accepter tout brouillage radioélectrique subi, même si le brouillage est susceptible d'en compromettre le fonctionnement.

Join our Petcube pack for the latest product updates, offers and more



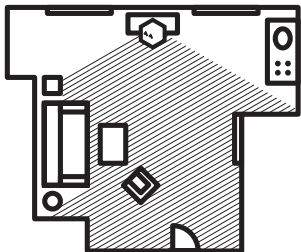
For support, visit [www.petcube.com/support](http://www.petcube.com/support)

Email: [support@petcube.com](mailto:support@petcube.com)

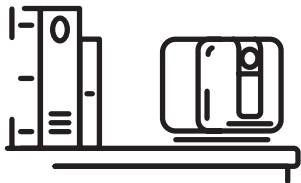
Phone: 1-844-74-PCUBE

[www.petcube.com](http://www.petcube.com)


## PLACEMENT



We recommend you place the Petcube Play on a table or shelf that is at least 3 feet above the floor. Consider placing it in a location that allows for maximum coverage that can be seen through the camera's wide angle lens.

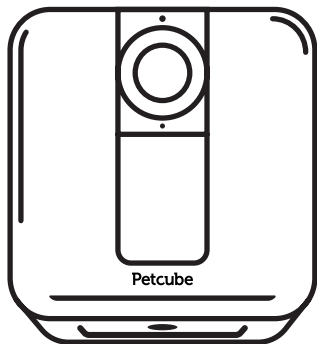


It's always a good idea to point the Petcube Play in the direction where your pets tend to spend most of their time.



Petcube Play comes with a standard tripod screw-mount on the bottom if you want height and angle flexibility by using a tripod.

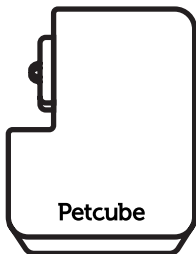
## IN THE BOX



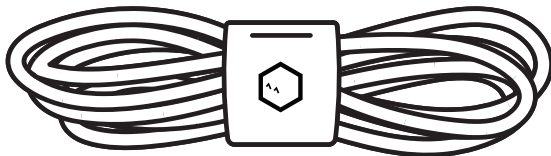
Petcube Play



Start Guide



Switching power  
adaptor + local plug

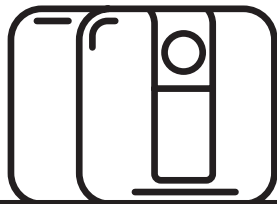


Power cable



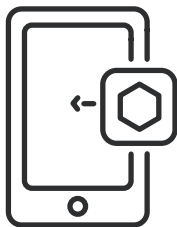
# Petcube Play™

Pet Care from your Phone



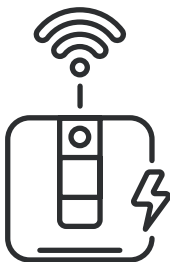
Instructions

## GET STARTED



### Get Started

Install the Petcube App on your phone (iOS8 / Android 4.0 or newer) and register an account.



### Power & Wi-Fi Connect

Plug in Petcube Play. Follow the in-app setup steps to connect the camera to your home Wi-Fi.




### Complete Setup

Connect the App with your Petcube Play and start interacting.

Need assistance? Contact us at [www.petcube.com/support](http://www.petcube.com/support)

## LOOK FOR THE LED LIGHT NOTIFICATIONS



**Yellow**

Startup, loading software

**Pulsing Green**

Bluetooth pairing mode

**Green**

Bluetooth connected

**White**

Online, stand-by mode when not in use

**Pulsing White**

Petcube Care service is active, recording video to the cloud

**Blue**

Petcube Play is on. Someone is watching.

For more info and troubleshooting tips, visit [www.petcube.com/user-guide/play](http://www.petcube.com/user-guide/play)

## DO'S AND DONT'S



Watch your pet, talk to them remotely, record videos, and get notifications about your pet's activity.



Share access to your Petcube Play with friends, family or anyone within the Petcube network.



Play with your pet using a safe built-in laser toy. Helps your animal stay fit and entertained.

- ✘ Don't drop, hit, or shake your Petcube Play.
- ✘ Don't scratch or otherwise damage the front glass.
- ✘ Don't have prolonged direct eye contact with the laser beam.
- ✘ Don't use the Petcube Play laser with other optics. Sometimes glasses and watches have magnifying properties.
- ✘ Don't point the laser at people. Do not use the laser to guide an animal in any direction that may cause harm to the pet, which includes windows, stoves, etc. Beware, pointing the laser at fragile objects may encourage your pet to damage or break them.
- ✘ Petcube Play should not to be used by minors without supervision from an adult.
- ✘ Don't expose Petcube Play to liquid, moisture, dust, excessive heat, or open flames.
- ✘ Protect the power cord from being walked on, pinched, or chewed on by pets.
- ✘ To avoid overheating, don't leave your Petcube Play in direct sunlight.

## PRODUCT INFO

### **Petcube user guide**

The explanations provided in this guide are for informational purposes only and may be modified. The latest version of this guide can be found at [www.petcube.com/user-guide/play](http://www.petcube.com/user-guide/play).

### **Software**

Your Petcube Play connects to Petcube's copyrighted software to control its operation.

### **One year limited warranty**

This Petcube Play is supplied by Petcube, Inc. and delivered new, is warranted against defects in materials and workmanship under normal use for a period of 1 year from the date of the retail purchase. Full terms can be found at [www.petcube.com/docs/warranty](http://www.petcube.com/docs/warranty).

### **Safety and handling**

For more information about safety and handling, please see [www.petcube.com/user-guide/play](http://www.petcube.com/user-guide/play). To avoid injury or harm, read all safety information and operating instructions prior to using Petcube Play.

### **Health considerations**

Please see 'Health Considerations' at [www.petcube.com/user-guide/play](http://www.petcube.com/user-guide/play).

### **Regulations**

This device complies with CE, FCC, IC, RoHS and 21 CFR 1040.10. Please visit [www.petcube.com/terms-of-use](http://www.petcube.com/terms-of-use) for more information.

Petcube is a registered trademark of Petcube, Inc. Apple, iOS, App Store and iPhone are registered trademarks of Apple, Inc. Android and Google Play are registered trademarks of Google, Inc. Other brands and product names mentioned in this guide are trademarks of their respective holders. Copyright © 2016 Petcube, Inc. All rights reserved.