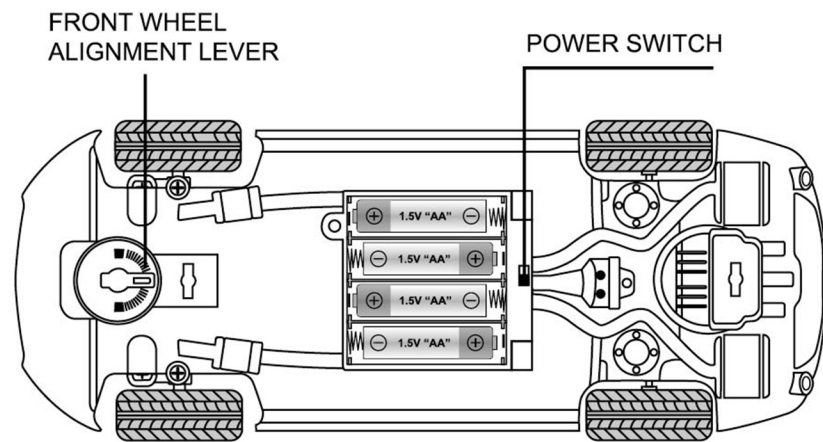
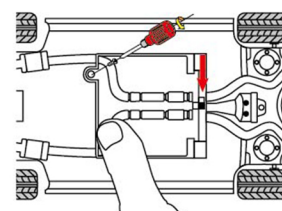


BATTERY INSTALLATION (VEHICLE)



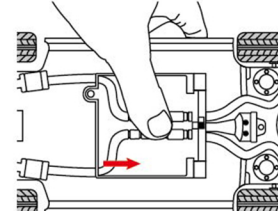
USE 4 X 1.5V "AA" BATTERIES (NOT INCLUDED)

1



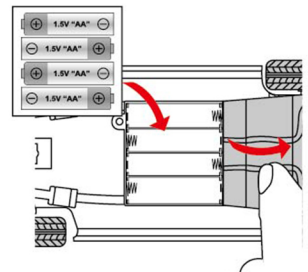
Turn the power switch to the OFF position. Loosen the screw of the battery compartment with a Phillips screwdriver. Lightly press down on the front end of the battery cover.

2



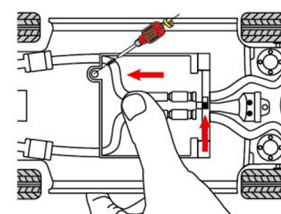
With light pressure on the front end of the battery cover, slide it towards the rear of the vehicle.

3



Lift up the battery cover. Replace the batteries following the correct polarities indicated. Close the battery cover.

4



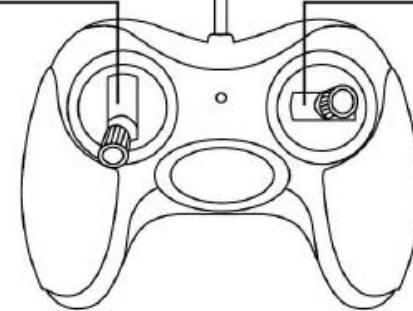
Slide cover up into place. Fasten the screw of the battery compartment. Ensure a tight fit.

Note: Ensure to remove the batteries from the product if the product is not in use for a period of time.

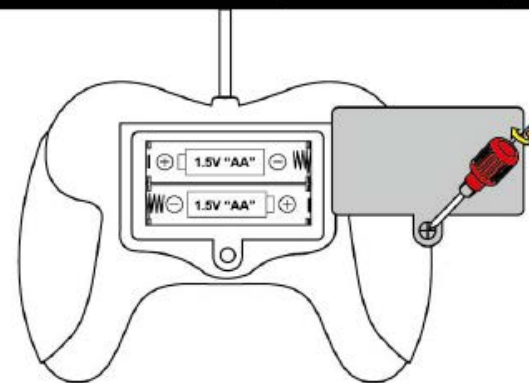
HOW TO OPERATE

FORWARD/ STOP/
REVERSE DRIVING

LEFT/ STRAIGHT/
RIGHT STEERING



BATTERY INSTALLATION (TRANSMITTER)



USE 2 x 1.5V "AA" BATTERIES (NOT INCLUDED)

TOTAL BATTERIES REQUIRED FOR PRODUCT



USE 6 X 1.5V "AA" BATTERIES (NOT INCLUDED)

⚠ WARNING:

1. Rechargeable batteries are to be removed from the toy before being charged.
2. Rechargeable batteries are only to be charged under adult supervision.
3. Non-rechargeable batteries are not to be recharged.
4. Different types of batteries or new and used batteries are not to be mixed.
5. Only batteries of the same or equivalent type as recommended are to be used.
6. Batteries are to be inserted with the correct polarity.
7. Exhausted batteries are to be removed from the toy.
8. The supply terminals are not to be short-circuited.
9. Do not touch wheels or tires when they are in motion.
10. Do not collide with humans or any animals to avoid accident from occurring.

CUSTOMER INFORMATION

- Packaging has to be kept since it contains important information.
- WARNING! Not suitable for children under 36 months. CHOKING HAZARD
- Where applicable, remove all packaging before giving this item to your child.
- Contents may vary in style, colour, shape and decoration from images shown on package or in advertising.



Ford Motor Company Trademarks and Trade Dress used under license to P&C International Development Limited.

FCC compliance statement

This device complies with Part 15 of the FCC Rules. Operation is subject to the following two conditions:

- (1) this device may not cause harmful interference, and
- (2) this device must accept any interference received, including interference that may cause undesired operation.

changes or modifications not expressly approved by the party responsible for compliance could void the user's authority to operate the equipment.



This equipment has been tested and found to comply with the limits for a Class B digital device, pursuant to Part 15 of the FCC Rules. These limits are designed to provide reasonable protection against harmful interference in a residential installation.

This equipment generates, uses and can radiate radio frequency energy and, if not installed and used in accordance with the instructions, may cause harmful interference to radio communications. However, there is no guarantee that interference will not occur in a particular installation.



If this equipment does cause harmful interference to radio or television reception, which can be determined by turning the equipment off and on, the user is encouraged to try to correct the interference by one or more of the following measures:
Reorient or relocate the receiving antenna.
Increase the separation between the equipment and receiver.
Connect the equipment into an outlet on a circuit different from that to which the receiver is connected.
-- Consult the dealer or an experienced radio/TV technician for help.

MADE IN CHINA

DHTRC10184

تحذير! مخاطر الاختناق أجزاء صغيرة غير مناسبة للاطفال دون سن الثالثة



WARNING:
CHOKING HAZARD - Small parts not suitable for children under 3 years

معلومات للمعمل
يرجى الاحتفاظ بهذه المعلومات الرجوع لها في المستقبل.
تحذير! غير مناسبة للاطفال تحت سن 36 شهر بسبب وجود القطع الصغيرة.
قد تختلف الألوان والمخبريات عن الأشياء الظاهرة
حيث يطبق يرجى إزالة التغليف كله قبل إعطاء هذا اللعبة للطفل.
مصنوعة في الصين
يجب الاحتفاظ بالتغليف بما أنه يحتوي على معلومات هامة.