



FCC 47 CFR PART 15 SUBPART F

SETUP PHOTOS EXHIBIT

FOR

ULTRA WIDEBAND ASSET SURVEILLANCE SENSOR

MODEL NUMBER: POLARIS

FCC ID: 2AK3W-POLARIS

REPORT NUMBER: R14672591-EP1

ISSUE DATE: 2023-04-03

**Prepared for
PANERATECH, INC.
4125 LAFAYETTE CENTER DRIVE, SUITE 200
CHANTILLY, VA 20151, USA**

**Prepared by
UL LLC
12 LABORATORY DR.
RESEARCH TRIANGLE PARK, NC 27709 USA
TEL: (919) 549-1400**



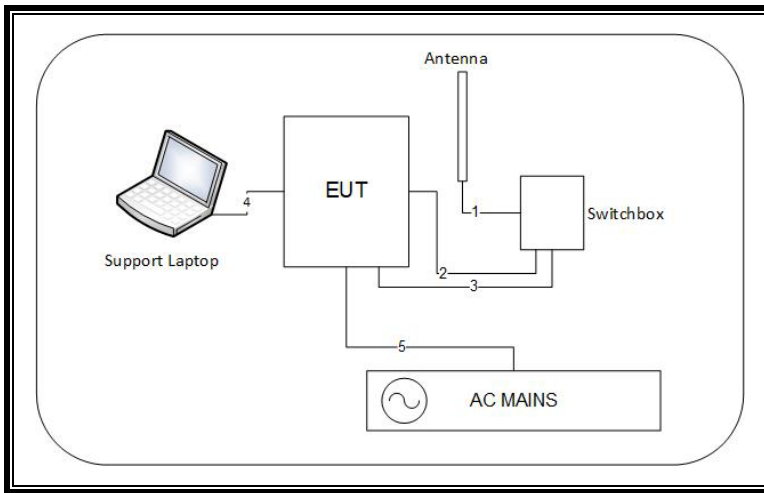
REVISION HISTORY

Rev.	Issue Date	Revisions	Revised By
1	2023-04-03	Initial Issue	Brian Kiewra

TABLE OF CONTENTS


REVISION HISTORY	2
TABLE OF CONTENTS	3
1. SETUP DIAGRAM FOR TESTS	4
2. SETUP PHOTOS.....	5
END OF TEST REPORT	17

1. SETUP DIAGRAM FOR TESTS





2. SETUP PHOTOS


OPERATING BANDWIDTH SETUP





RADIATED RF MEASUREMENT SETUP

















RADIATED PHOTO RTS ANTENNA (<30 MHz)




RADIATED PHOTO RTS ANTENNA (<30 MHz)












AC MAINS LINE CONDUCTED MEASUREMENT SETUP



RTS ANTENNA



END OF TEST REPORT