 <p>OKIN REFINED A Phoenix Mecano Company</p>	Issue Department: Bedding Division	Date:	2021-7-20
	System Instruction	Author:	
Instruction of RF399A		Edition:	1.1
		Page 1 of 3	

Instruction of RF399A





Figure 1 button of remote

 <small>A Phoenix Mecano Company</small>	Issue Department: Bedding Division	Date:	2021-7-20
	System Instruction	Author:	
Instruction of RF399A		Edition:	1.1
		Page 2 of 3	

1 Item

1.1 ZG button ⑥

Click the ZG button, the actuator moves to ZG position, stop when click any button during the movement;

Press and hold the ZG button for 5s, timer LED of remote flashes, the control box records current position as ZG position;

When in the process of moving to memory positions, the head and foot actuators move first, then the tilt and lumbar actuators move;

1.2 Head up ①

Press and hold HEAD UP button of remote, head actuator moves out, stop when released;

1.3 Head down ②

Press and hold HEAD DOWN button of remote, head actuator moves in, stop when released;


1.4 Foot up ③

Press and hold FOOT UP button of remote, foot actuator moves out, stop when released;

1.5 Foot down ④

Press and hold FOOT DOWN button of remote, foot actuator moves in, stop when released;

When moving to flat position, lumbar actuator and tilt actuator move first, after 500ms, head and foot actuators start moving;

	Issue Department: Bedding Division	Date:	2021-7-20
	System Instruction	Author:	
	Instruction of RF399A		
		Edition:	1.1
		Page 3 of 3	

1.6 Flat ⑥

Click FLAT button, the bed goes flat, stop when click any button during the process of going flat;

FCC Warning:

Please take attention that changes or modification not expressly approved by the party responsible for compliance could void the user's authority to operate the equipment.

This device complies with part 15 of the FCC Rules. Operation is subject to the following two conditions: (1) This device may not cause harmful interference, and (2) this device must accept any interference received, including interference that may cause undesired operation.

ISED RSS Warning:

This device complies with Industry Canada licence-exempt RSS standard(s). Operation is subject to the following two conditions:

- (1) this device may not cause interference, and
- (2) this device must accept any interference, including interference that may cause undesired operation of the device.

Le présent appareil est conforme aux CNR d'Industrie Canada applicables aux appareils radioexempts de licence. L'exploitation est autorisée aux deux conditions suivantes :

- (1) l'appareil ne doit pas produire de brouillage, et
- (2) l'utilisateur de l'appareil doit accepter tout brouillage radioélectrique subi, même si le brouillage est susceptible d'en compromettre le fonctionnement.