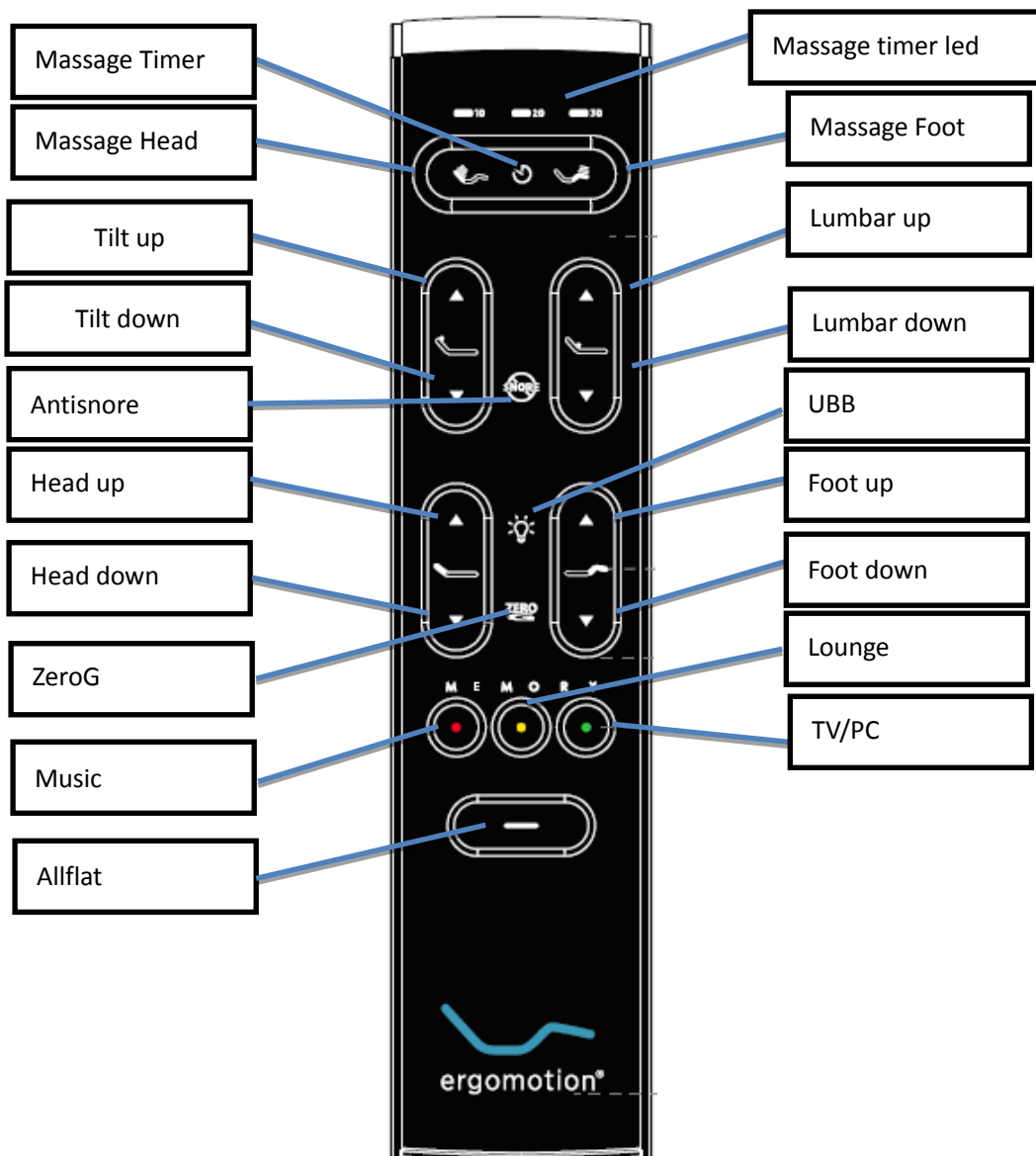


# User manual of RF397D



## **1.1、 Massage head**

Click massage head key, the head massage motor switches the massage intensity, and the massage intensity circulates between 0-1-3-6;

## **1.2、 Massage foot**

Click massagefootkey, the foot massage motor switches the massage intensity, and the massage intensity circulates between 0-1-3-6;

## **1.3、 Massage timer**

Click massagetimerkey, switch the massage time of the massage motor, the massage time is cycled between 0-10min-20min-30min;

## **1.4、 Head**

Press and hold HEAD UP button of remote, head actuator moves out, stop when released, Press and hold HEAD DOWN button of remote, head actuator moves in, stop when released;

## **1.5、 Foot**

Pressa and hold FOOT UP button of remote, foot actuator moves out, stop when released, Press and hold FOOT DOWN button of remote, foot actuator moves in , stop when released;

## **1.6、 Tilt**

Pressa and hold tilt UP button of remote, foot actuator moves out, stop when released, Press and hold tilt DOWN button of remote, foot actuator moves in , stop when released;

## **1.7、 Lumbar**

Pressa and hold Lumbar UP button of remote, foot actuator moves out, stop when released, Press

and hold Lumbar DOWN button of remote, foot actuator moves in , stop when released;

## **1.8、 UBB**

Click UBBkey, turn on the lamp under the bed and click to turn it off


## **1.9、 zeroGkey**

Click zeroGkey, the actuator moves to zeroG position, stop when click any button during the movement;


## **1.10、 Antisnorekey**

Click Antisnorekey, the actuator moves to antisnore position, stop when click any button during the movement;


## **1.11、 memory I (music) key**

Click key, the actuator moves to memory 1 position, stop when click any button during the movement;

## **1.12、 memory II (lounge) key**

Click key, the actuator moves to memory 1 position, stop when click any button during the movement;;

## **1.13、 memory III (TV/PC) key**

Click key, the actuator moves to memory 2 position, stop when click any button during the movement;

## **1.14、 FLAT**

Click FLAT button, the bed goes flat, stop when click any button during the process of going flat;

## **FCC Statement**

Any Changes or modifications not expressly approved by the party responsible for compliance could void the user's authority to operate the equipment.

This device complies with part 15 of the FCC Rules. Operation is subject to the following two conditions:

- (1) This device may not cause harmful interference, and
- (2) This device must accept any interference received, including interference that may cause undesired operation.

## **FCC Radiation Exposure Statement:**

The device has been evaluated to meet general RF exposure requirement. The device can be used in portable exposure condition without restriction.

**Note:** This equipment has been tested and found to comply with the limits for a Class B digital device, pursuant to part 15 of the FCC Rules. These limits are designed to provide reasonable protection against harmful interference in a residential installation. This equipment generates, uses and can radiate radio frequency energy and, if not installed and used in accordance with the instructions, may cause harmful interference to radio communications. However, there is no guarantee that interference will not occur in a particular installation. If this equipment does cause harmful interference to radio or television reception, which can be determined by turning the equipment off and on, the user is encouraged to try to correct the interference by one or more of the following measures:

- Reorient or relocate the receiving antenna.
- Increase the separation between the equipment and receiver.
- Connect the equipment into an outlet on a circuit different from that to which the receiver is connected.
- Consult the dealer or an experienced radio/TV technician for help.

## **ISED RSS Warning/ISED RF Exposure Statement**

### **ISED RSS Warning:**

This device complies with Innovation, Science and Economic Development Canada licence-exempt RSS standard(s). Operation is subject to the following two conditions: (1) this device may not cause interference, and (2) this device must accept any interference, including interference that may cause undesired operation of the device.

Le présent appareil est conforme aux CNR d'ISED applicables aux appareils radio exempts de licence.

L'exploitation est autorisée aux deux conditions suivantes:

- (1) l'appareil ne doit pas produire de brouillage, et
- (2) l'utilisateur de l'appareil doit accepter tout brouillage radioélectrique subi, même si le brouillage est susceptible d'en compromettre le fonctionnement.

### **ISED RF exposure statement:**

This equipment complies with ISED radiation exposure limits set forth for an uncontrolled environment. The device has been evaluated to meet general RF exposure requirement.

Le matériel est conforme aux limites de dose d'exposition aux rayonnements énoncés pour un autre environnement. ce dispositif a été évalué à satisfaire l'exigence générale de l'exposition aux rf.