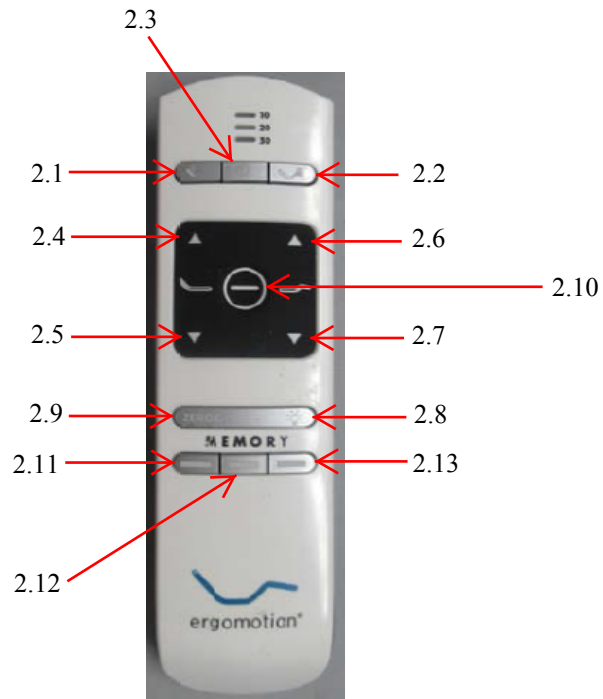


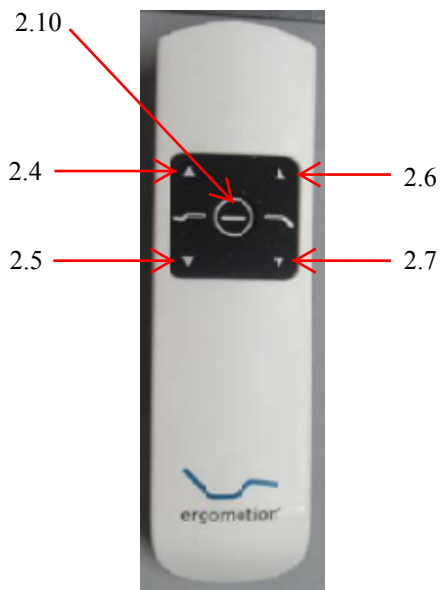
	Issue department: Bedding Division	Date:	2017-05-11
	ProductFunction instruction	Author:	Kyle
RF379C		Version:	1.1
		Page 1 of 3	

RF379C Function instruction

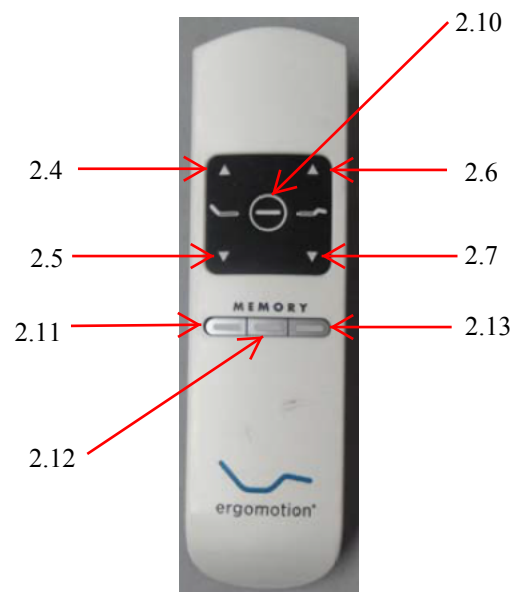
1. Function Picture



RF379C



RF379A



RF379B

	Issue department: Bedding Division	Date:	2017-05-11
	ProductFunction instruction	Author:	Kyle
RF379C		Version:	1.1
		Page 2 of 3	

2. Test item

2.1 Massage head test

Click massage head button, the head massage motor switches the massage intensity, and the massage intensity cycles between 0-1-3-6;

2.2 Massage foot test

Click massage foot button, the foot massage motor switches the massage intensity, and the massage intensity cycles between 0-1-3-6;

2.3 Massage timer test

Click the massage timer button to switch the massage motor massage time, and the massage time will cycle between 0-10min-20min-30min;

2.4 Head up test

Operate the head up button of the remote control, the HEAD actuator will move out, and it will stop after releasing;

2.5 Head down test

Operate the head down button of the remote control, the HEAD actuator will move in, and it will stop after releasing;

2.6 foot up test

Operate the Foot up button on the remote control, the foot actuator will move out and stop after releasing;

	Issue department: Bedding Division	Date:	2017-05-11
	ProductFunction instruction	Author:	Kyle
RF379C		Version:	1.1
	Page 2 of 3		

2.7 foot down test

Operate the Foot down button on the remote control, the foot actuator will move in and stop after releasing;

2.8 UBB test

Click UBB button , UBB will turn on, click again to turn it off;


2.9 zeroG button test


Click zeroG button, then actuator will move to zeroGposition, during the movement, click any button to stop it;

2.10 FLAT test


Click FLAT butoon, actuator will move in to lowest position;


2.11 memory1 button test

Click  button, the actuator will move to memory 1 position, click any button during movement to stop running;

Press and hold  button for 5s, then the control box will memorize the current position as memory1 position;

2.12 memory2 button test


Click  button, the actuator will move to memory 2 position, click any button during movement to stop running;


Press and hold  button for 5s, then the control box will memorize the current position as memory2 position;

Press and hold zeroG+flat for 5s, the control box will restore memoryII position to factory setting;

	Issue department: Bedding Division	Date:	2017-05-11
	ProductFunction instruction	Author:	Kyle
RF379C		Version:	1.1
		Page 3 of 3	

2.13 memory3 button test

Click  button, the actuator will move to memory 3 position, click any button during movement to stop running;

Press and hold  button for 5s, then the control box will memorize the current position as memory3 position;

Press and hold zeroG+flat for 5s, the control box will restore memoryIII position to factory setting;

FCC Warning :

Any Changes or modifications not expressly approved by the party responsible for compliance could void the user's authority to operate the equipment.

This device complies with part 15 of the FCC Rules. Operation is subject to the following two conditions:

- (1) This device may not cause harmful interference, and
- (2) this device must accept any interference received, including interference that may cause undesired operation.

ISED RSS Warning:

This device complies with Innovation, Science and Economic Development Canada licence-exempt RSS standard(s). Operation is subject to the following two conditions:

- (1) this device may not cause interference, and
- (2) this device must accept any interference, including interference that may cause undesired operation of the device.

Le présent appareil est conforme aux CNR d'ISED applicables aux appareils radio exempts de licence.L'exploitation est autorisée aux deux conditions suivantes:

- (1) l'appareil ne doit pas produire de brouillage, et
- (2) l'utilisateur de l'appareil doit accepter tout brouillage radioélectrique subi, même si le brouillage est susceptible d'en compromettre le fonctionnement.

ISED RF exposure statement:

This equipment complies with ISED radiation exposure limits set forth for an uncontrolled environment.The device has been evaluated to meet general RF exposure requirement.

Le matériel est conforme aux limites de dose d'exposition aux rayonnements énoncés pour fac un autre environnement.ce dispositif a été évalué à satisfaire l'exigence générale de l'exposition aux rf.



FCC ID: 2AK23RF379AC
IC: 22406-RF379AC

