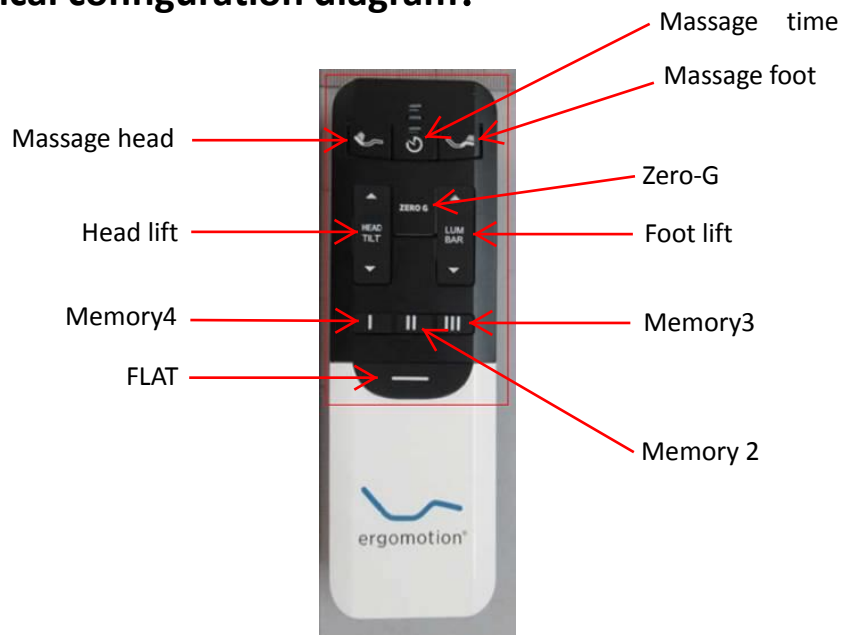


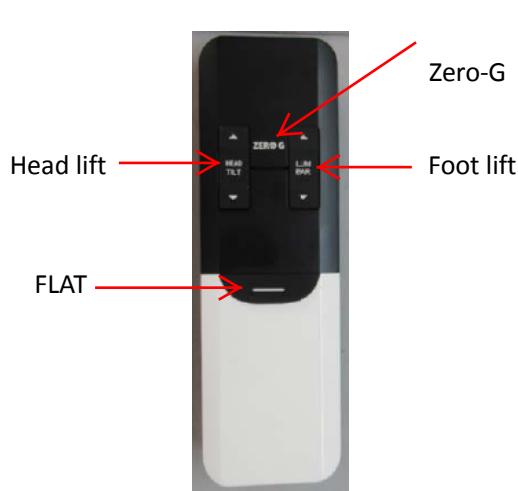
|             |   |                   |           |
|-------------|---|-------------------|-----------|
|             | Issue department: Bedding Division      | Date:             | 2019-10-9 |
|             | <b>Product Function<br/>instruction</b> | Author:           | Beck      |
| USER MAUNAL |   | <b>No: RF378C</b> |           |
|             | Version:                                | 1.0               |           |
|             | Page 1 of 4                             |                   |           |

## Function instruction

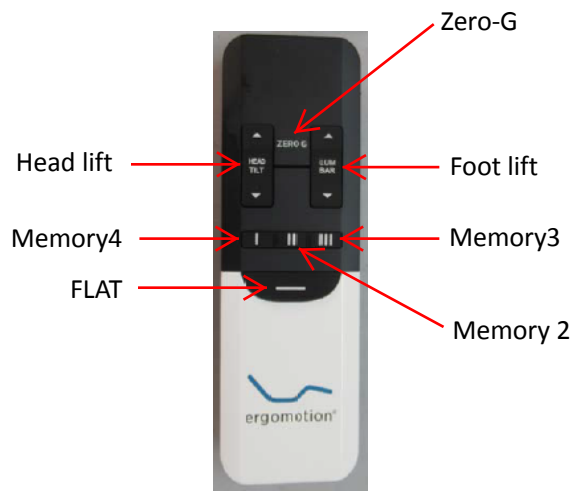
### 1. Electrical configuration diagram:



RF378C



RF378A



RF378B

|             |   |                   |           |
|-------------|---|-------------------|-----------|
|             | Issue department: Bedding Division      | Date:             | 2019-10-9 |
|             | <b>Product Function<br/>instruction</b> | Author:           | Beck      |
|             |   | <b>No: RF378C</b> |           |
| USER MAUNAL |   | Version:          | 1.0       |
|             |   | Page 2 of 4       |           |

## 2. Process of test

### 2.1 Head Lift +

Press and maintain, head lift stretches out

### 2.2 Head Lift -

Press and maintain, head lift retracts

### 2.3 Foot Lift +

Press and maintain, foot lift stretches out

### 2.4 Foot Lift -

Press and maintain, foot lift retracts

### 2.5 FLAT

Press and release the FLAT button on remote, the head and foot actuators moves to lower position(when the actuator is free, can turn off the vibration motor and turn off the indicator light when press once ), stop when press any buton;

### 2.6Zero-G

Release after press, 2 lifts move to Zero-G position

### 2.7Memory2

Release after press, 2 lifts move to Memory4 position

|             |   |                   |           |
|-------------|---|-------------------|-----------|
|             | Issue department: Bedding Division      | Date:             | 2019-10-9 |
|             | <b>Product Function<br/>instruction</b> | Author:           | Beck      |
|             |   | <b>No: RF378C</b> |           |
| USER MAUNAL |   | Version:          | 1.0       |
|             |   | Page 3 of 4       |           |

## 2.8 Memory3

Release after press, 2 lifts move to Memory3 position

## 2.9 Memory4

Release after press, 2 lifts move to Memory4 position

## 2.10 Massage head

Turn on massage head

## 2.11 Massage foot

Turn on massage foot

## 2.12 Massage time

Press the Massage time key will turn on the massage and choose timing for 10min-20min-30min-off

## 2.13 Pairing

Press Head Lift + and Foot Lift + key for more than 1 second, the remote will enter pairing mode and a B\_LED will flash. Release this key to stop pairing .After the pairing is successful, B\_LED will stop flashing.

### FCC Warning:

Any Changes or modifications not expressly approved by the party responsible for compliance could void the user's authority to operate the equipment.

This device complies with part 15 of the FCC Rules. Operation is subject to the following two conditions: (1) This device may not cause harmful interference, and (2) this device must accept any interference received, including interference that may cause undesired operation.

|             |   |                   |           |
|-------------|---|-------------------|-----------|
|             | Issue department: Bedding Division      | Date:             | 2019-10-9 |
|             | <b>Product Function<br/>instruction</b> | Author:           | Beck      |
|             |   | <b>No: RF378C</b> |           |
| USER MAUNAL | Version:                                |                   | 1.0       |
|             | Page 4 of 4                             |                   |           |

---

**ISED RSS Warning:**

This device complies with Innovation, Science and Economic Development Canada licence exempt RSS standard(s). Operation is subject to the following two conditions: (1) this device may not cause interference, and (2) this device must accept any interference, including interference that may cause undesired operation of the device.

Le présent appareil est conforme aux CNR d'ISED applicables aux appareils radio exempts de licence.

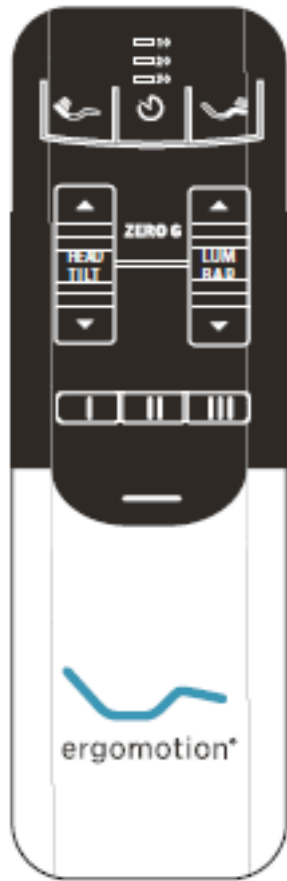
L'exploitation est autorisée aux deux conditions suivantes:

- (1) l'appareil ne doit pas produire de brouillage, et
- (2) l'utilisateur de l'appareil doit accepter tout brouillage radioélectrique subi, même si le brouillage est susceptible d'en compromettre le fonctionnement.

**ISED RF exposure statement:**

This equipment complies with ISED radiation exposure limits set forth for an uncontrolled environment. The device has been evaluated to meet general RF exposure requirement.

Le matériel est conforme aux limites de dose d'exposition aux rayonnements énoncés pour un autre environnement. ce dispositif a été évalué à satisfaire l'exigence générale de l'exposition aux rf.



RF378C

FCC ID: 2AK23RF378AC  
IC: 22406-RF378AC

