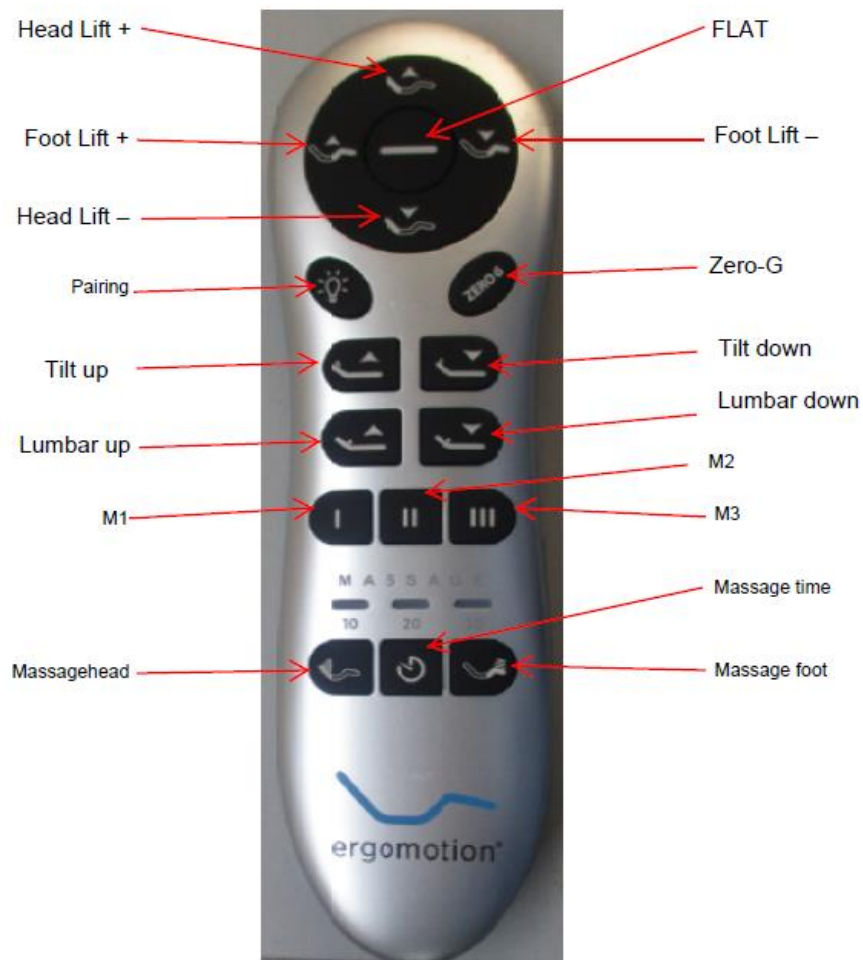

 <small>A Phoenix Mecano Company</small>	Issue department: Bedding Division	Date:	2019-3-29
	Product Function instruction	Author:	Allen
		No: RF377D	
RF377D		Version:	1.0
Page 1 of 5			

RF377D Function instruction

1. Electrical configuration diagram:



 <p>OKIN REFINED A Phoenix Mecano Company</p>	Issue department: Bedding Division	Date:	2019-3-29
	Product Function instruction	Author:	Allen
		No: RF377D	
RF377D		Version:	1.0
		Page 2 of 5	

2. Process of test

2.1 Head Lift +

Press and hold HEAD Lift + button of remote, head actuator moves out, stop when released;

2.2 Head Lift -

Press and hold HEAD Lift - button of remote, head actuator moves in, stop when released;

2.3 Foot Lift +

Press and hold FOOT Lift + button of remote, foot actuator moves out, stop when released;

2.4 Foot Lift -

Press and hold FOOT Lift - button of remote, foot actuator moves in, stop when released;

2.5 Tilt up

Press and hold Tilt Lift + button of remote, Tilt actuator moves out, stop when released;

2.6 Tilt down


Press and hold Tilt Lift - button of remote, Tilt actuator moves in, stop when released;

2.7 Lumbar up

Press and hold Lumbar Lift + button of remote, Lumbar actuator moves out, stop when released;

2.8 Lumbar down

Press and hold Lumbar Lift - button of remote, Lumbar actuator moves in, stop when released;

 <p>OKIN REFINED A Phoenix Mecano Company</p>	Issue department: Bedding Division	Date:	2019-3-29
	Product Function instruction	Author:	Allen
		No: RF377D	
RF377D		Version:	1.0
Page 3 of 5			

2.9 FLAT

Click FLAT button, the bed goes flat, stop when click any button during the process of going flat;

2.10 M1

Release after press, 2 lifts move to M1 position

2.11 M2

Release after press, 2 lifts move to M2 position

2.12 M3

Release after press, 2 lifts move to M3 position

2.13 Zero-G

Release after press, 2 lifts move to Zero-G position

2.14 Massage head


Turn on massage head

2.15 Massage foot

Turn on massage foot

2.16 Massage time

Press the Massage time key will turn on the massage and choose timing for 10min-20min-30min-off

 A Phoenix Mecano Company	Issue department: Bedding Division	Date:	2019-3-29
	Product Function instruction	Author:	Allen
		No: RF377D	
RF377D	Version:	1.0	
	Page 4 of 5		

2.17 Pairing

PressHead Lift + and Foot Lift +key for more than 1 second, the remote will enter pairing mode and a B_LED will flash. Release this key to stop pairing .After the pairing is successful, B_LED will stop flashing.

FCC Warning:

Any Changes or modifications not expressly approved by the party responsible for compliance could void the user's authority to operate the equipment.

This device complies with part 15 of the FCC Rules. Operation is subject to the following two conditions: (1) This device may not cause harmful interference, and (2) this device must accept any interference received, including interference that may cause undesired operation.

ISED RSS Warning:

This device complies with Innovation,Science and Economic Development Canada licenceexempt RSS standard(s). Operation is subject to the following two conditions: (1) this device may not cause interference, and (2) this device must accept any interference, including interference that may cause undesired operation of the device.

Le présent appareil est conforme aux CNR d'ISED applicables aux appareils radio exempts de licence.


L'exploitation est autorisée aux deux conditions suivantes:

- (1) l'appareil ne doit pas produire de brouillage, et
- (2) l'utilisateur de l'appareil doit accepter tout brouillage radioélectrique subi, même si le brouillage est susceptible d'en compromettre le fonctionnement.

ISED RF exposure statement:

This equipment complies with ISED radiation exposure limits set forth for an uncontrolled environment.The device has been evaluated to meet general RF exposure requirement.

Le matériel est conforme aux limites de dose d'exposition aux rayonnements énoncés pour fac un autre environnement.ce dispositif a été évalué à satisfaire l'exigence générale de l'exposition aux rf.

 <p>A Phoenix Mecano Company</p>	Issue department: Bedding Division	Date:	2019-3-29
	Product Function instruction	Author:	Allen
No: RF377D			
Version:		1.0	
RF377D		Page 5 of 5	



FCC ID: 2AK23RF377D
IC: 22406-RF377D

