

# MPE TEST REPORT

Report No.: SHE23060075-02CE

Date: 2023-07-11

Page 1 of 10

**Applicant** : Keeson Technology Corporation Limited  
**Address of Applicant** : No. 195, Yuanfeng East Road, Wangjiangjing, Xiuzhou District, Jiaxing City, 314000, China

**Product Name** : REMOTE CONTROL  
**Brand Name** : N/A  
**Model Name** : RF426A-07  
**Sample Acquisition Method** : Sent by Client  
**Sample No.** : E23060075-02#01

**FCC ID** : 2AK23-RF426A  
**ISED Number** : 22406-RF426A

**Standards** : FCC Part 2.1093  
RSS-102 (Issue 5, Amd.1-February 2, 2021)

**Date of Receipt** : 2023-06-26  
**Date of Test** : 2023-06-27 ~ 2023-07-07  
**Date of Issue** : 2023-07-11

**Remark:**

*This report details the results of the testing carried out on one sample, the results contained in this report do not relate to other samples of the same product. The manufacturer should ensure that all products in series production are in conformity with the product sample detailed in this report.*

Prepared by: Erik Yang  
(Erik Yang)

Reviewed by: Jennifer Zhou  
(Jennifer Zhou)

Approved by: Guoyou Chi  
(Authorized signatory: Guoyou Chi)

# MPE TEST REPORT

Report No.: SHE23060075-02CE

Date: 2023-07-11

Page 2 of 10

## Contents

<b>1</b>	<b>GENERAL INFORMATION .....</b>	<b>3</b>
1.1	TESTING LABORATORY.....	3
1.2	ENVIRONMENTAL CONDITIONS.....	3
1.3	DETAILS OF APPLICATION .....	3
1.4	DETAILS OF EUT .....	3
<b>2</b>	<b>ASSESSMENT METHODS.....</b>	<b>4</b>
<b>3</b>	<b>CONCLUSION .....</b>	<b>5</b>
<b>4</b>	<b>APPENDIXES .....</b>	<b>6</b>
4.1	SAMPLE PHOTOGRAPH.....	6

# MPE TEST REPORT

Report No.: SHE23060075-02CE

Date: 2023-07-11

Page 3 of 10

## 1 General Information

### 1.1 Testing Laboratory

ISED CAB identifier #	CN0081
Company Name	ICAS Testing Technology Services (Shanghai) Co., Ltd.
Address	No.1298, Pingan Road, Minhang District, Shanghai, China
Telephone	0086 21-51682999
Fax	0086 21-54711112
Homepage	www.icasiso.com

### 1.2 Environmental Conditions

Temperature (°C)	18-25
Humidity (%RH)	40-65
Barometric Pressure (mbar)	960-1060
Ambient noise & Reflection (W/kg)	< 0.012

### 1.3 Details of Application

Applicant Company Name	Keeson Technology Corporation Limited
Address	No. 195, Yuanfeng East Road,Wangjiangjing, Xiuzhou District, Jiaxing City,314000,China
Contact Person	Sam xu
Telephone	18279170755
Email	xuwb@keeson.com
Manufacturer Company Name	DewertOkin Technology Group Co., Ltd.
Address	Room 247, Floor 6, Jiaxing Photovoltaic Science and Innovation Park, 1288 Kanghe Road, Xiuzhou District, Jiaxing City, Zhejiang Province 314016 China
Factory Company Name	DewertOkin Technology Group Co., Ltd.
Address	Room 247, Floor 6, Jiaxing Photovoltaic Science and Innovation Park, 1288 Kanghe Road, Xiuzhou District, Jiaxing City, Zhejiang Province 314016 China

### 1.4 Details of EUT

Product Name	REMOTE CONTROL
Brand Name	N/A
Test Model Name	RF426A-07
FCC ID	2AK23-RF426A
ISED Number	22406-RF426A
Operation Frequency	2403MHz ~ 2480MHz

# MPE TEST REPORT

Report No.: SHE23060075-02CE

Date: 2023-07-11

Page 4 of 10

<b>Modulation Type</b>	GFSK
<b>Antenna Type</b>	PCB Antenna
<b>Antenna Gain</b>	1.225dBi
<b>Hardware version</b>	R5.109.00.1033A
<b>Software version</b>	V1.0

## 2 Assessment methods

### For FCC

According to 447498 D01 General RF Exposure Guidance v06

The 1-g and 10-g SAR test exclusion thresholds for 100 MHz to 6 GHz at test separation distances  $\leq 50$  mm are determined by:

$[(\text{max. power of channel, including tune-up tolerance, mW}) / (\text{min. test separation distance, mm})] \cdot [\sqrt{f(\text{GHz})}] \leq 3.0$  for 1-g SAR and  $\leq 7.5$  for 10-g extremity SAR.

Where  $f(\text{GHz})$  is the RF channel transmit frequency in GHz

Power and distance are rounded to the nearest mW and mm before calculation

### For IC

According with section 2.5.1 of RSS-102 Issue 5, SAR evaluation is required if the separation distance between the user and/or bystander and the antenna and/or radiating element of the device is less than or equal to 20 cm, except when the device operates at or below the applicable output power level (adjusted for tune-up tolerance) for the specified separation distance defined in Table.

Exemption Limits (mW)					
Frequency (MHz)	At separation distance of $\leq 5$ mm	At separation distance of 10 mm	At separation distance of 15 mm	At separation distance of 20 mm	At separation distance of 25 mm
$\leq 300$	71mW	101mW	132mW	162mW	193mW
450	5mW	70mW	88mW	106mW	123mW
835	17mW	30mW	42mW	55mW	67mW
1900	7mW	10mW	18mW	34mW	60mW
2450	4mW	7mW	15mW	30mW	52mW
3500	2mW	6mW	16mW	32mW	55mW
5800	1mW	6mW	15mW	27mW	41mW
Frequency (MHz)	At separation distance of 30 mm	At separation distance of 35 mm	At separation distance of 40 mm	At separation distance of 45 mm	At separation distance of $\geq 50$ mm
$\leq 300$	223mW	254mW	284mW	315mW	345mW
450	141mW	159mW	177mW	195mW	213mW
835	80mW	92mW	105mW	117mW	130mW
1900	99mW	153mW	225mW	315mW	431mW
2450	83mW	123mW	173mW	235mW	309mW

# MPE TEST REPORT

Report No.: SHE23060075-02CE

Date: 2023-07-11

Page 5 of 10

3500	86mW	124mW	170mW	225mW	290mW
5800	56mW	71mW	85mW	97mW	106mW

## Test Data

Field strength (dBuV/m)	2403MHz ~ 2480MHz
	GFSK
	92.26
Peak Power (dBm)	-2.94

Note: This report listed the worst case value, please refer to RF test Report No. SHE23040034-02AE

Test Result Radiated Emission 4.1.2.

## Tune-up power

Operation Frequency	Power Range (dBm)
2403MHz ~ 2480MHz	(-2.00) – (-3.00)

## FCC

Operation Frequency (MHz)	Tune-up Power (dBm)	Tune-up Power (mW)	Separation Distance (mm)	RF exposure evaluation SAR	Exclusion Thresholds
2403-2480	-2.00	0.630957	5	0.19562	3.0

## 3 Conclusion

For FCC: Per KDB 447498 D01v06, when the minimum test separation distance is < 5 mm, a distance of 5 mm is applied to determine SAR test exclusion. The test exclusion threshold is <3.0, SAR testing is not required. RF exposure Evaluation Results: Compliance

For IC: RSS-102 section 2.5.1 Exemption Limits for Routine Evaluation, Table 1 shows the SAR evaluation for a device with a separation distance of 5 mm at 2450 MHz is 4mW, which is 6.02dBm >-2.94dBm, so SAR testing is not required.

# MPE TEST REPORT

Report No.: SHE23060075-02CE

Date: 2023-07-11

Page 6 of 10

## 4 Appendixes

### 4.1 Sample Photograph



Front of the sample



Back of the sample



# MPE TEST REPORT

Report No.: SHE23060075-02CE

Date: 2023-07-11

Page 7 of 10



Left of the sample



Right of the sample

# MPE TEST REPORT

Report No.: SHE23060075-02CE

Date: 2023-07-11

Page 8 of 10



Top of the sample



Bottom of the sample



# MPE TEST REPORT


Report No.: SHE23060075-02CE

Date: 2023-07-11

Page 9 of 10



Open of the sample



Internal-1 of the sample




# MPE TEST REPORT


Report No.: SHE23060075-02CE

Date: 2023-07-11

Page 10 of 10



Internal-2 of the sample



Antenna position of the sample

\*\*\*End of the report\*\*\*