



| | | | |
|---|------------------------------------|-------------|------------|
|  A Phoenix Mecano Company | Issue Department: Bedding Division | Date: | 2022-10-10 |
| | User Manual | Author: | |
| | | | |
| | | Edition: | 1.1 |
| | | Page 1 of 4 | |

RF411A-11



Figure 1 button of remote

| | | | |
|---|------------------------------------|-------------|------------|
|  | Issue Department: Bedding Division | Date: | 2022-10-10 |
| | User Manual | Author: | |
| | | | |
| | | Edition: | 1.1 |
| | | Page 2 of 4 | |

Item

1.1 Left + button 1

Click the left + button, inflat the left airbag.

1.2 Left - button 2

Click the left - button, leak the left airbag.

1.3 Righth + button 3

Click the right + button, inflat the left airbag.

1.4 Righth - button 4

Click the right - button, leak the left airbag.

1.5 STOP button 5

Click the STOP button, Sopt the operation.

1.6 Left heat 6


Click the left heat button, heat the left side of the bed.

1.7 Child lock 7

Click Child lock button, lock and unlock the remote.

1.8 Right heat 8

Click the right heat button, heat the right side of the right.

| | | | |
|--|------------------------------------|----------|------------|
|  <small>A Phoenix Mecano Company</small> | Issue Department: Bedding Division | Date: | 2022-10-10 |
| | User Manual | Author: | |
| | | | |
| | | Edition: | 1.1 |
| Page 3 of 4 | | | |

1.9 Head message

Click MESSAGE HEAD button, head message motor switches message intensity, message intensityswitches among 0-1-2-3;

1.10 Message time

Click the message time button to change the message time 10-20-30mins.

1.11 Foot massage

Click MESSAGE Foot button, head message motor switches message intensity, message intensityswitches among 0-1-2-3;

1.12 Child Lock

Press the child lock key for 5 seconds to lock the remote.

1.13 Sync key

Press the Sync key key to connect the control box.

FCC Statement


Any Changes or modifications not expressly approved by the party responsible for compliance could void the user's authority to operate the equipment.

This device complies with part 15 of the FCC Rules. Operation is subject to the following two conditions:

- (1) This device may not cause harmful interference, and
- (2) This device must accept any interference received, including interference that may cause undesired operation.

RF warning for Portable device

The device has been evaluated to meet general RF exposure requirement. The device can be used in portable exposure condition without restriction.

| | | | |
|--|------------------------------------|-------------|------------|
|  <small>A Phoenix Mecano Company</small> | Issue Department: Bedding Division | Date: | 2022-10-10 |
| | User Manual | Author: | |
| | | | |
| | | Edition: | 1.1 |
| | | Page 4 of 4 | |

Note : This equipment has been tested and found to comply with the limits for a Class B digital device, pursuant to part 15 of the FCC Rules. These limits are designed to provide reasonable protection against harmful interference in a residential installation. This equipment generates, uses and can radiate radio frequency energy and, if not installed and used in accordance with the instructions, may cause harmful interference to radio communications. However, there is no guarantee that interference will not occur in a particular installation. If this equipment does cause harmful interference to radio or television reception, which can be determined by turning the equipment off and on, the user is encouraged to try to correct the interference by one or more of the following measures:

- Reorient or relocate the receiving antenna.
- Increase the separation between the equipment and receiver.
- Connect the equipment into an outlet on a circuit different from that to which the receiver is connected.
- Consult the dealer or an experienced radio/TV technician for help.

ISED RSS Warning/ISED RF Exposure Statement

ISED RSS Warning:

This device complies with Innovation, Science and Economic Development Canada licence-exempt RSS standard(s). Operation is subject to the following two conditions: (1) this device may not cause interference, and (2) this device must accept any interference, including interference that may cause undesired operation of the device.

Le présent appareil est conforme aux CNR d'ISED applicables aux appareils radio exempts de licence. L'exploitation est autorisée aux deux conditions suivantes:

- (1) l'appareil ne doit pas produire de brouillage, et
- (2) l'utilisateur de l'appareil doit accepter tout brouillage radioélectrique subi, même si le brouillage est susceptible d'en compromettre le fonctionnement.

ISED RF exposure statement

This equipment complies with ISED radiation exposure limits set forth for an uncontrolled environment. This transmitter must not be co-located or operating in conjunction with any other antenna or transmitter.

Cet équipement est conforme aux limites d'exposition aux rayonnements ISED établies pour un environnement non contrôlé. Cet émetteur ne doit pas être co-localisé ou fonctionner en conjonction avec une autre antenne ou un autre émetteur.