
 A Phoenix Mecano Company	Issue Department: Bedding Division	Date:	2022-11-18
	System Instruction	Author:	
	Instruction of RF408B		
		Edition:	1.1
		Page 1 of 5	

Instruction of RF408B



Figure 1 button of remote

 <small>A Phoenix Mecano Company</small>	Issue Department: Bedding Division	Date:	2022-11-18
	System Instruction	Author:	
Instruction of RF408B		Edition:	1.1
		Page 2 of 5	

Item

1.1 PLAY /PAUSE button 1

Press the PLAY /PAUSE button to play or pause the audio device.

1.2 Sync button 2

Press Sync button to active the model of the audio device, between Sync and Async model.

1.3 Timer 3

Press the Timer button to set the active time of the audio device.

1.4 Volume + 4

Press the volume + button to increase the volume of the audio device.

1.5 Volume - 5

Press the volume - button to decrease the volume of the audio device.

1.6 Power 6


Press the power button to open and shut the light.

1.7 Morning 7

Press the morning button to set the light into morning model.

1.8 Evening 8

Press the morning button to set the light into Evening model.

	Issue Department: Bedding Division	Date:	2022-11-18
	System Instruction	Author:	
Instruction of RF408B		Edition:	1.1
		Page 3 of 5	

intensityswitches among 0-1-2-3;

1.9 Brightness + 9

Press the volume + button to increase the brightness of the light.

1.10 Brightness - 10

Press the volume - button to decrease the brightness of the light.

1.11 Timer 11

Press the Timer button to set the active time of the light.


FCC Statement:

Any Changes or modifications not expressly approved by the party responsible for compliance could void the user's authority to operate the equipment.

This device complies with part 15 of the FCC Rules. Operation is subject to the following two conditions: (1) This device may not cause harmful interference, and (2) this device must accept any interference received, including interference that may cause undesired operation.

Note: This equipment has been tested and found to comply with the limits for a Class B digital device, pursuant to part 15 of the FCC Rules. These limits are designed to provide reasonable protection against harmful interference in a residential installation. This equipment generates, uses and can radiate radio frequency energy and, if not installed and used in accordance with the instructions, may cause harmful interference to radio communications. However, there is no guarantee that interference will not occur in a particular installation. If this equipment does cause harmful interference to radio or television reception, which can be determined by turning the equipment off and on, the user is encouraged to try to correct the interference by one or more of the following measures:

- Reorient or relocate the receiving antenna.
- Increase the separation between the equipment and receiver.
- Connect the equipment into an outlet on a circuit different from that to which the receiver is connected.
- Consult the dealer or an experienced radio/TV technician for help.

	Issue Department: Bedding Division	Date:	2022-11-18
	System Instruction	Author:	
Instruction of RF408B		Edition:	1.1
		Page 4 of 5	

Radiation Exposure Statement:

This equipment complies with FCC radiation exposure limits set forth for an uncontrolled environment. This equipment should be installed and operated without restriction.

This transmitter must not be co-located or operating in conjunction with any other antenna or transmitter.

ISED Statement:


- English: This device complies with Industry Canada license-exempt RSS standard(s).

Operation is subject to the following two conditions: (1) This device may not cause interference, and (2) This device must accept any interference, including interference that may cause undesired operation of the device. The digital apparatus complies with Canadian CAN ICES-3 (B)/NMB-3(B).

- French: Le présent appareil est conforme aux CNR d'Industrie Canada applicables aux appareils radio exempts de licence. L'exploitation est autorisée aux deux conditions suivantes: (1) l'appareil ne doit pas produire de brouillage, et (2) l'utilisateur de l'appareil doit accepter tout brouillage radioélectrique subi, même si le brouillage est susceptible d'en compromettre le fonctionnement.

This radio transmitter (ISED certification number:22406-RF408B) has been approved by Industry Canada to operate with the antenna types listed with the maximum permissible gain indicated. Antenna types not included in this list, having a gain greater than the maximum gain indicated for that type, are strictly prohibited for use with this device.

Le présent émetteur radio (ISED certification number:22406-RF408B) a été approuvé par Industrie Canada pour fonctionner avec les types d'antenne énumérés ci-dessous et ayant un gain admissible maximal. Les types d'antenne non inclus dans cette liste, et dont le gain est supérieur au gain maximal indiqué, sont strictement interdits pour l'exploitation de l'émetteur.

	Issue Department: Bedding Division	Date:	2022-11-18
	System Instruction	Author:	
Instruction of RF408B		Edition:	1.1
		Page 5 of 5	

Radiation Exposure Statement

This equipment complies with Canada radiation exposure limits set forth for an uncontrolled environment. This equipment should be installed and operated without restriction.

Déclaration d'exposition aux radiations

Cet équipement est conforme Canada limites d'exposition aux radiations dans un environnement non contrôlé. Cet équipement doit être installé et utilisé sans restriction..