

Appendix B: SAR Measurement results Plots

Plot	Frequency/Mode	Testing Position and Channel	Test Date
1	WCDMA1900	Right Cheek Middle	2020/05/17
2	WCDMA1900	Body Back, Middle ,10mm	2020/05/17
3	WCDMA1700	Right Cheek Middle	2020/05/16
4	WCDMA1700	Body Back, Middle ,10mm	2020/05/16
5	WCDMA850	Right Cheek Middle	2020/05/14
6	WCDMA850	Body Back, Middle ,10mm	2020/05/14
7	LTE Band2	Right Cheek Middle	2020/05/17
8	LTE Band2	Body Back, Middle ,10mm	2020/05/17
9	LTE Band4	Right Cheek Middle	2020/05/16
10	LTE Band4	Body Back, Middle ,10mm	2020/05/16
11	LTE Band5	Right Cheek Middle	2020/05/14
12	LTE Band5	Body Back, Middle ,10mm	2020/05/14
13	LTE Band7	Left Cheek Middle	2020/05/18
14	LTE Band7	Body Face, Middle ,10mm	2020/05/18
15	LTE Band7	Edge C, Middle ,10mm	2020/05/18
16	LTE Band12	Left Cheek Middle	2020/05/13
17	LTE Band12	Body Back, Middle ,10mm	2020/05/13
18	LTE Band17	Right Cheek Middle	2020/05/13
19	LTE Band17	Body Back, Middle ,10mm	2020/05/13
20	LTE Band41	Left Cheek Middle	2020/05/18
21	LTE Band41	Body Face, Middle ,10mm	2020/05/18
22	LTE Band41	Edge C, Middle ,10mm	2020/05/18
23	LTE Band66	Right Cheek Middle	2020/05/16
24	LTE Band66	Body Back, Middle ,10mm	2020/05/16
25	WIFI 2.4G 802.11b	Left Cheek Middle	2020/05/18
26	WIFI 2.4G 802.11b	Body Back, Middle ,10mm	2020/05/18
27	WIFI 5G 802.11a	Left Cheek Middle	2020/05/19
28	WIFI 5G 802.11a	Body Back, Middle ,10mm	2020/05/19
29	BT	Left Cheek Middle	2020/05/18
30	BT	Body Back, Middle ,10mm	2020/05/18

Plot 1: WCDMA1900, Right Cheek, Middle

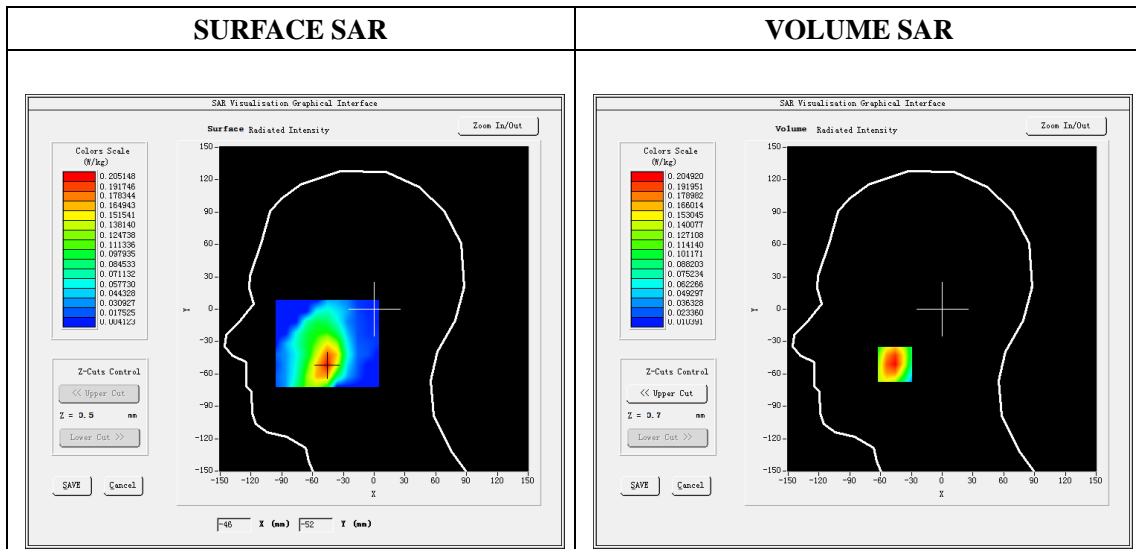
Type: Phone measurement
 Date of measurement: 05/17/2020
 Measurement duration: 22 minutes 14 seconds
 Mobile Phone IMEI number: --

A. Experimental conditions.

Area Scan	dx=8mm dy=8mm
ZoomScan	5x5x7,dx=8mm dy=8mm dz=5mm
Phantom	Validation plane
Device Position	Right Cheek
Band	Band2_WCDMA1900
Channels	9400
Signal	WCDMA (Duty cycle: 1:1)

B. SAR Measurement Results

E-Field Probe	SATIMO SN_41/18_EPG0330
Frequency (MHz)	1880
Relative permittivity (real part)	40.48
Relative permittivity (imaginary)	13.26
Conductivity (S/m)	1.40
Variation (%)	-3.90
ConvF:	2.03

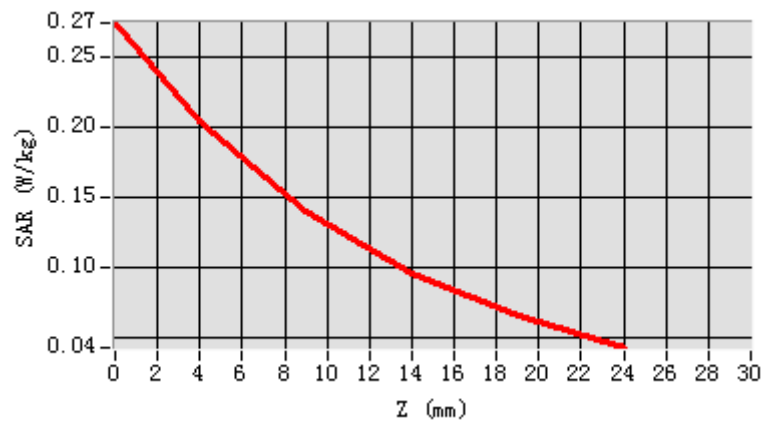


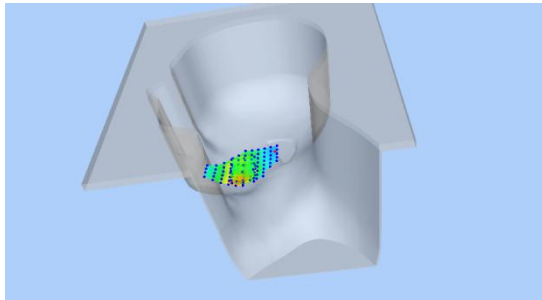
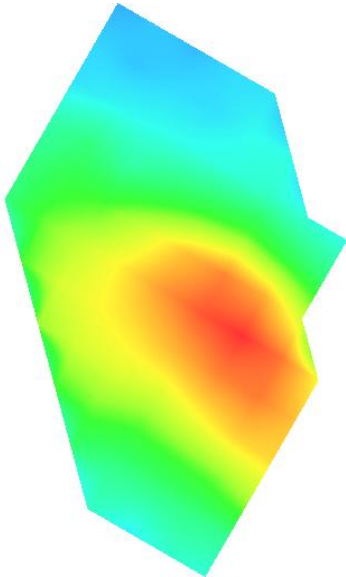
Maximum location: X=-46.00, Y=-51.00

SAR Peak: 0.28W/kg

SAR 10g (W/Kg)	0.120688
SAR 1g (W/Kg)	0.194050

Z (mm)	0.00	4.00	9.00	14.00	19.00
SAR (W/Kg)	0.2745	0.2049	0.1407	0.0961	0.0655



3D screen shot	Hot spot position
	

Plot 2: WCDMA1900, Back, Middle,10mm

Type: Phone measurement

Date of measurement: 05/17/2020

Measurement duration: 22 minutes 11 seconds

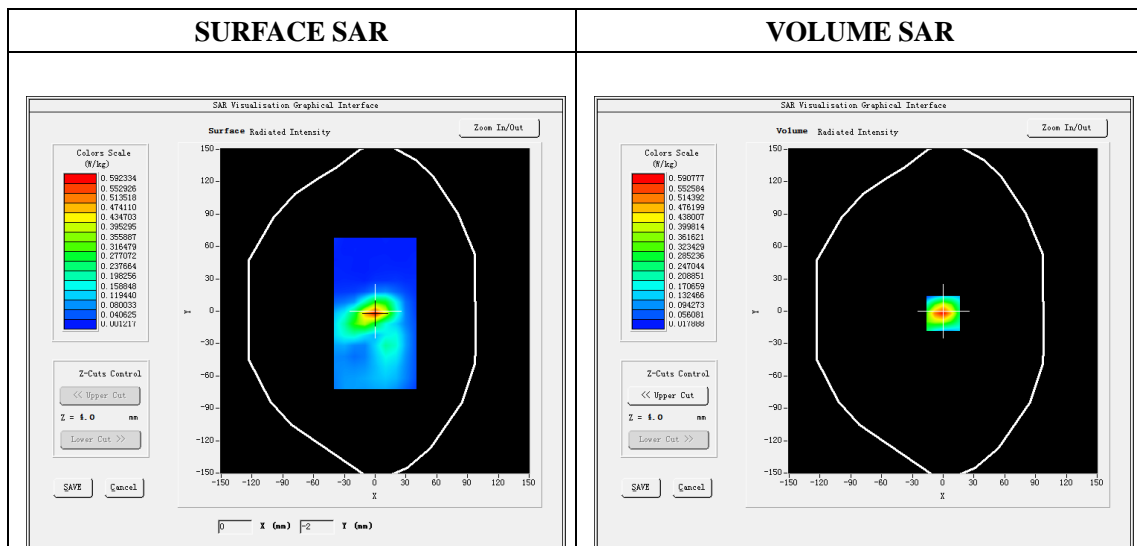
Mobile Phone IMEI number: --

A. Experimental conditions.

Area Scan	dx=8mm dy=8mm
ZoomScan	5x5x7,dx=8mm dy=8mm dz=5mm
Phantom	Validation plane
Device Position	Back
Band	Band2_WCDMA1900
Channels	9400
Signal	WCDMA (Duty cycle: 1:1)

B. SAR Measurement Results

E-Field Probe	SATIMO SN_41/18_EPG0330
Frequency (MHz)	1880
Relative permittivity (real part)	53.29
Relative permittivity (imaginary)	14.21
Conductivity (S/m)	1.50
Variation (%)	-1.40
ConvF:	2.08

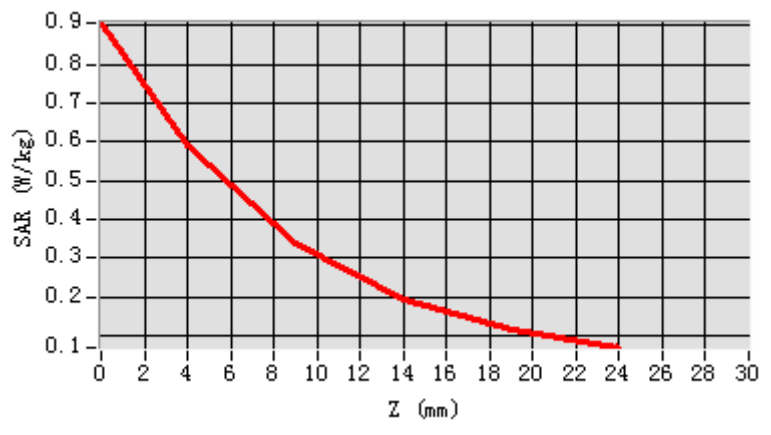


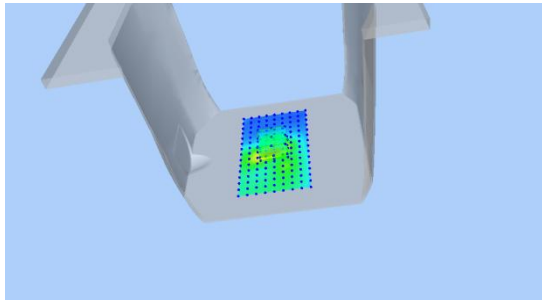
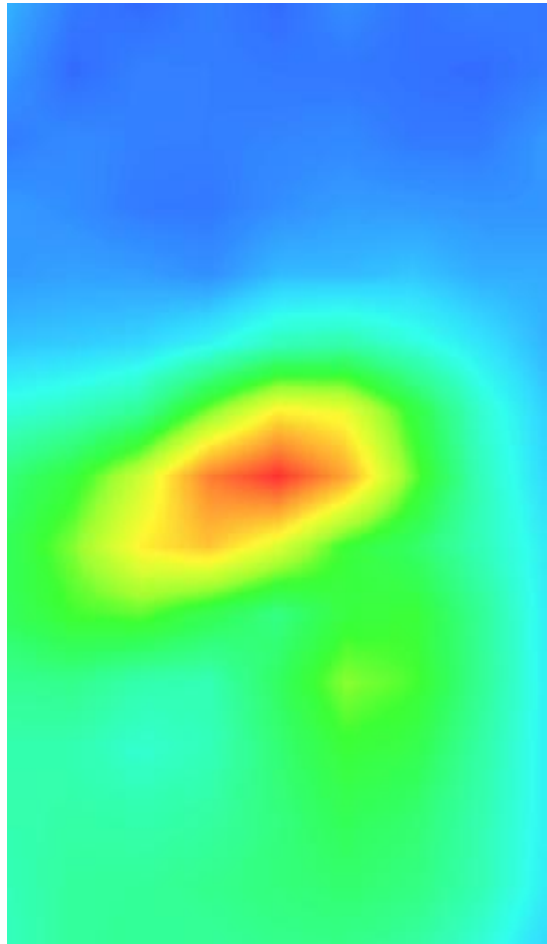
Maximum location: X=0.00, Y=-2.00

SAR Peak: 0.91W/kg

SAR 10g (W/Kg)	0.270900
SAR 1g (W/Kg)	0.536875

Z (mm)	0.00	4.00	9.00	14.00	19.00
SAR (W/Kg)	0.9077	0.5908	0.3380	0.1950	0.1172



3D screen shot	Hot spot position
	

Plot 3: WCDMA1700, Right Cheek, Middle

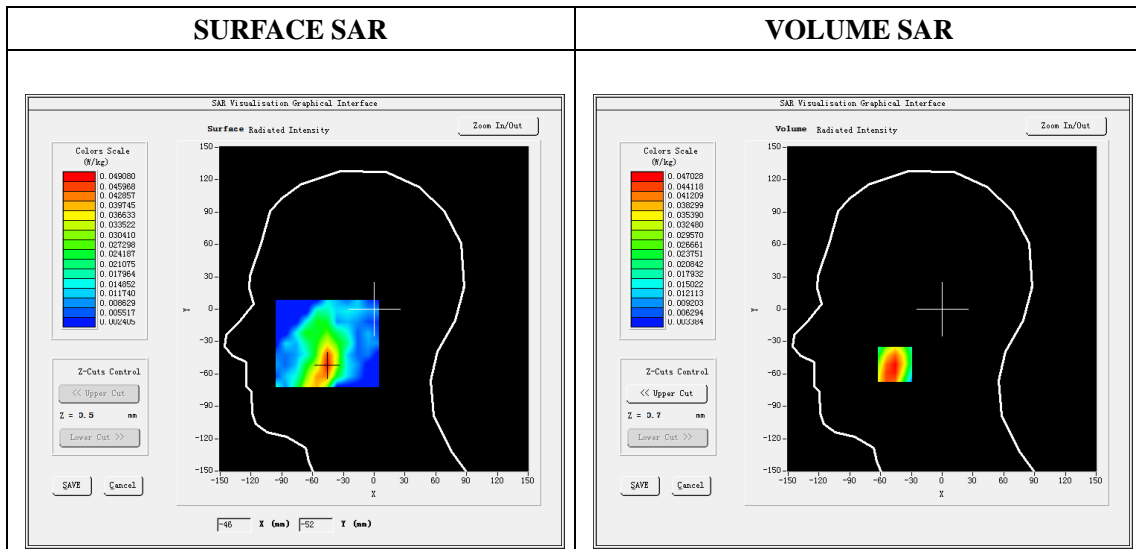
Type: Phone measurement
 Date of measurement: 05/16/2020
 Measurement duration: 22 minutes 10 seconds
 Mobile Phone IMEI number: --

A. Experimental conditions.

Area Scan	dx=8mm dy=8mm
ZoomScan	5x5x7,dx=8mm dy=8mm dz=5mm
Phantom	Validation plane
Device Position	Right Cheek
Band	Band2_WCDMA1700
Channels	1413
Signal	WCDMA (Duty cycle: 1:1)

B. SAR Measurement Results

E-Field Probe	SATIMO SN_41/18_EPG0330
Frequency (MHz)	1732.6
Relative permittivity (real part)	40.52
Relative permittivity (imaginary)	14.10
Conductivity (S/m)	1.41
Variation (%)	-1.12
ConvF:	2.14

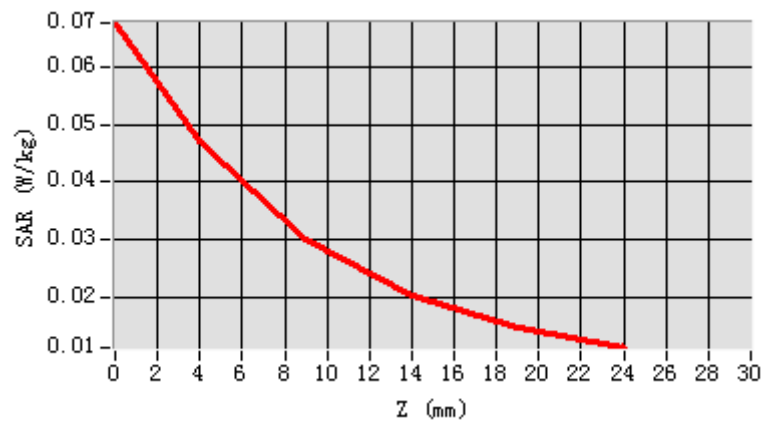


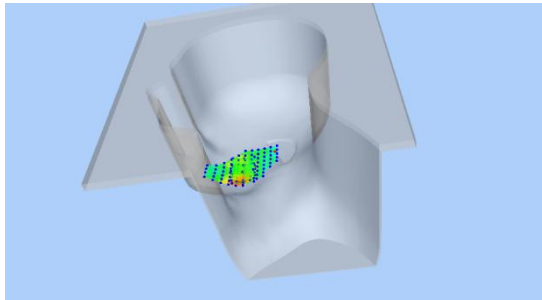
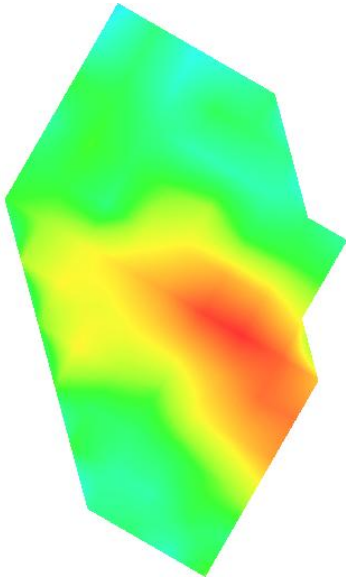
Maximum location: X=-46.00, Y=-51.00

SAR Peak: 0.07W/kg

SAR 10g (W/Kg)	0.029352
SAR 1g (W/Kg)	0.046302

Z (mm)	0.00	4.00	9.00	14.00	19.00
SAR (W/Kg)	0.0677	0.0470	0.0301	0.0203	0.0148



3D screen shot	Hot spot position
	

Plot 4: WCDMA1700, Back, Middle,10mm

Type: Phone measurement

Date of measurement: 05/16/2020

Measurement duration: 22 minutes 17 seconds

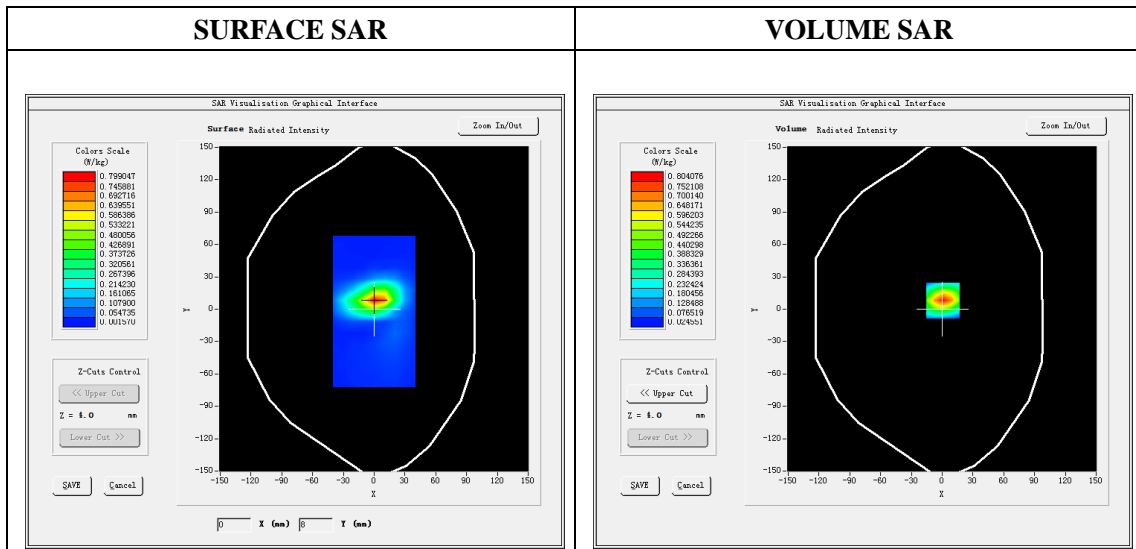
Mobile Phone IMEI number: --

A. Experimental conditions.

Area Scan	dx=8mm dy=8mm
ZoomScan	5x5x7,dx=8mm dy=8mm dz=5mm
Phantom	Validation plane
Device Position	Back
Band	Band2_WCDMA1700
Channels	1413
Signal	WCDMA (Duty cycle: 1:1)

B. SAR Measurement Results

E-Field Probe	SATIMO SN_41/18_EPG0330
Frequency (MHz)	1732.6
Relative permittivity (real part)	53.31
Relative permittivity (imaginary)	15.40
Conductivity (S/m)	1.54
Variation (%)	-1.19
ConvF:	2.22

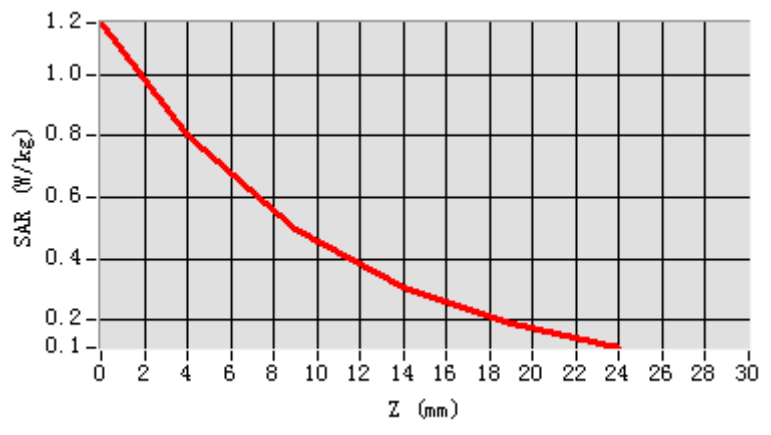


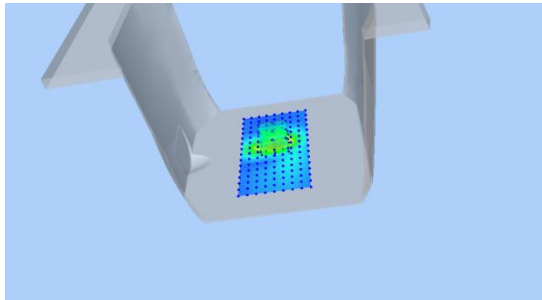
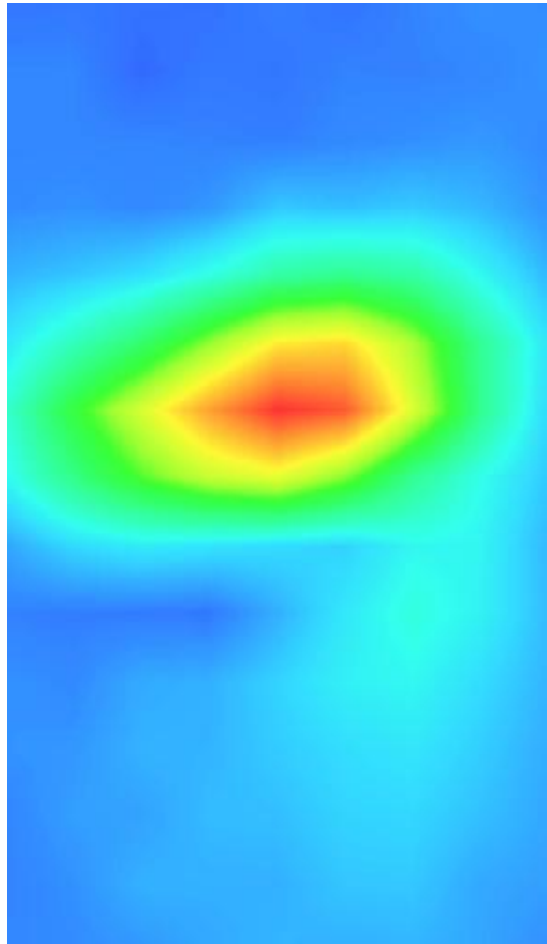
Maximum location: X=1.00, Y=8.00

SAR Peak: 1.17W/kg

SAR 10g (W/Kg)	0.389879
SAR 1g (W/Kg)	0.743396

Z (mm)	0.00	4.00	9.00	14.00	19.00
SAR (W/Kg)	1.1665	0.8041	0.4958	0.3043	0.1880



3D screen shot	Hot spot position
	

Plot 5: WCDMA850, Right Cheek, Middle

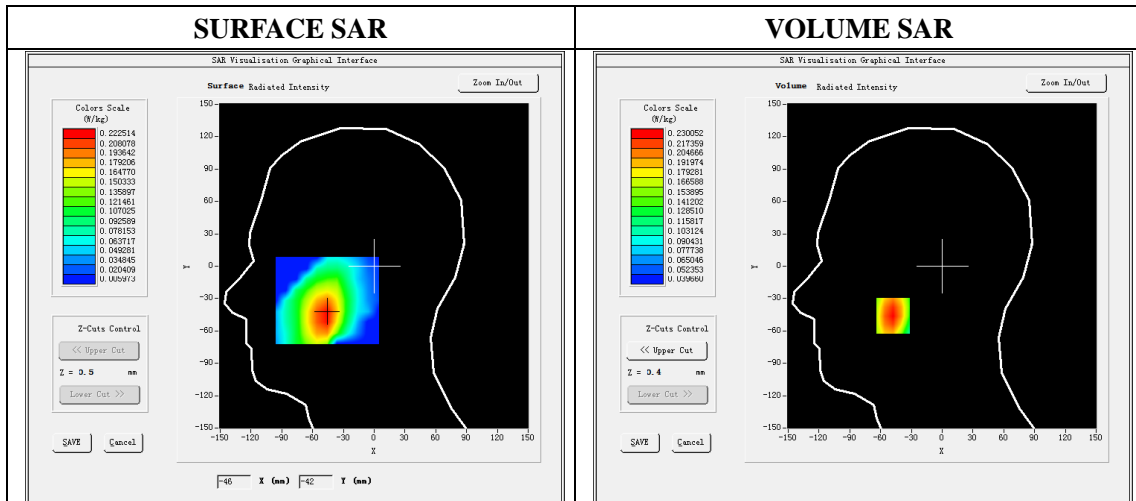
Type: Phone measurement
 Date of measurement: 05/14/2020
 Measurement duration: 22 minutes 12 seconds
 Mobile Phone IMEI number: --

A. Experimental conditions.

Area Scan	dx=8mm dy=8mm
ZoomScan	5x5x7,dx=8mm dy=8mm dz=5mm
Phantom	Validation plane
Device Position	Right Cheek
Band	Band5_WCDMA850
Channels	4183
Signal	WCDMA (Duty cycle: 1:1)

B. SAR Measurement Results

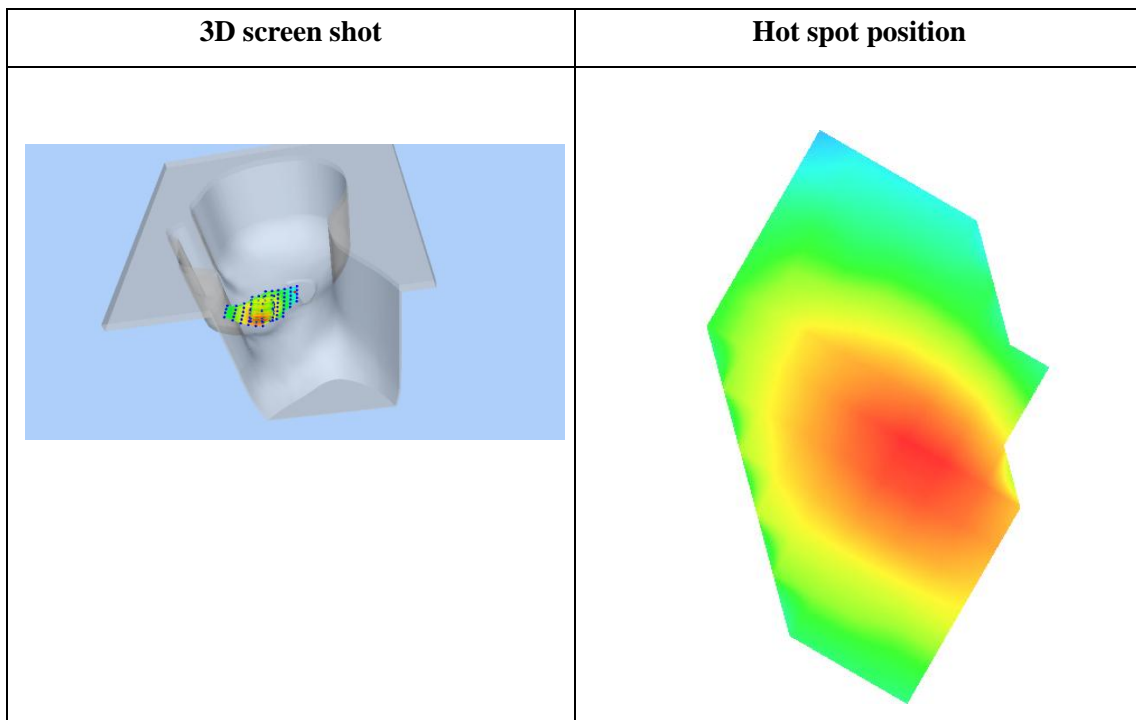
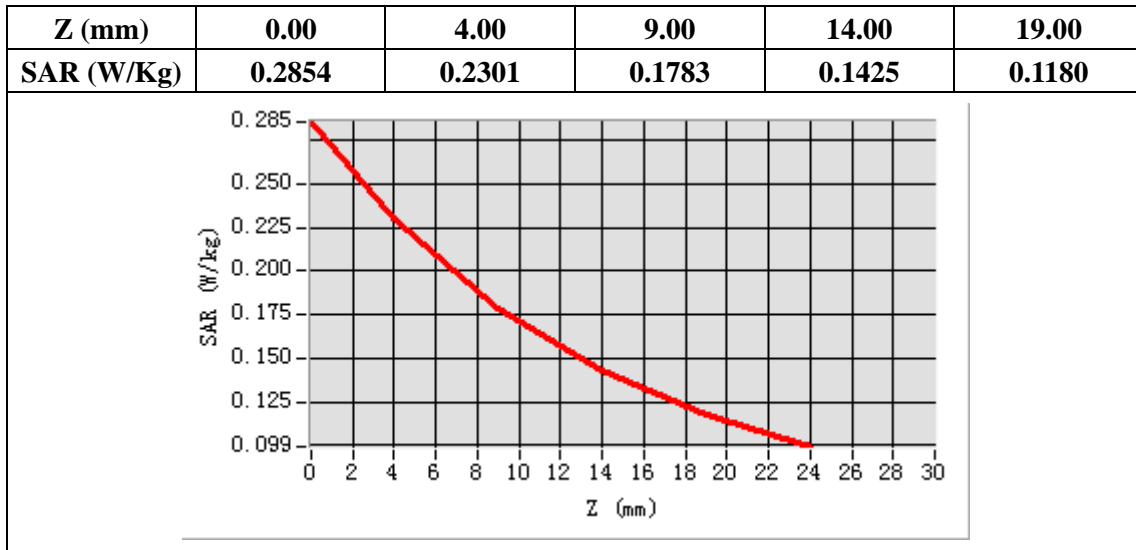
E-Field Probe	SATIMO SN_41/18_EPG0330
Frequency (MHz)	836.6
Relative permittivity (real part)	41.53
Relative permittivity (imaginary)	19.48
Conductivity (S/m)	0.92
Variation (%)	4.00
ConvF:	1.60



Maximum location: X=-48.00, Y=-46.00

SAR Peak: 0.29W/kg

SAR 10g (W/Kg)	0.163103
SAR 1g (W/Kg)	0.221022



Plot 6: WCDMA850, Back, Middle,10mm

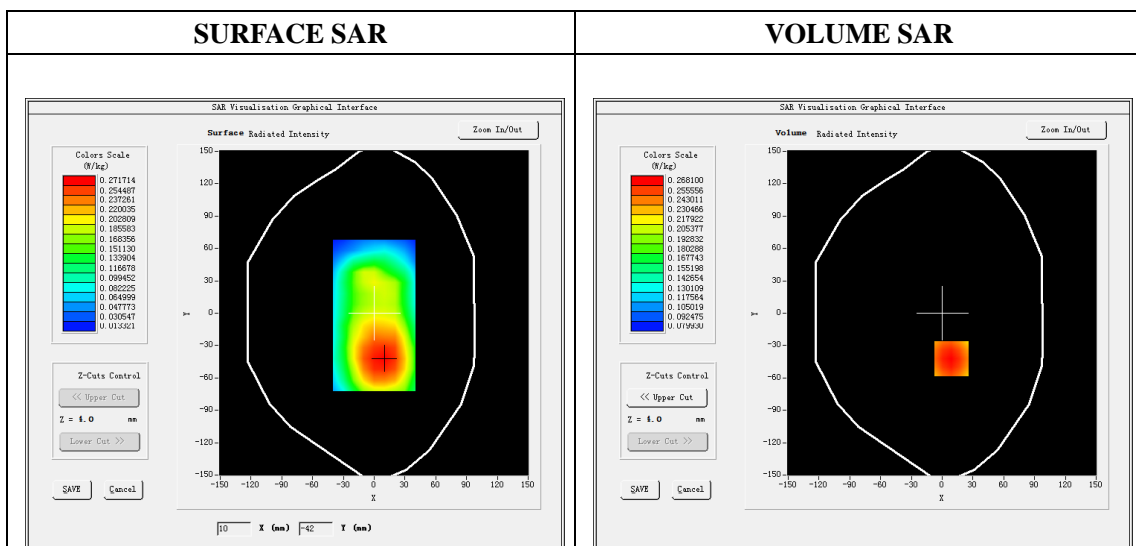
Type: Phone measurement
 Date of measurement: 05/14/2020
 Measurement duration: 22 minutes 15 seconds
 Mobile Phone IMEI number: --

A. Experimental conditions.

Area Scan	dx=8mm dy=8mm
ZoomScan	5x5x7,dx=8mm dy=8mm dz=5mm
Phantom	Validation plane
Device Position	Back
Band	Band5_WCDMA850
Channels	4183
Signal	WCDMA (Duty cycle: 1:1)

B. SAR Measurement Results

E-Field Probe	SATIMO SN_41/18_EPG0330
Frequency (MHz)	836.6
Relative permittivity (real part)	55.20
Relative permittivity (imaginary)	20.91
Conductivity (S/m)	0.97
Variation (%)	-1.24
ConvF:	1.64

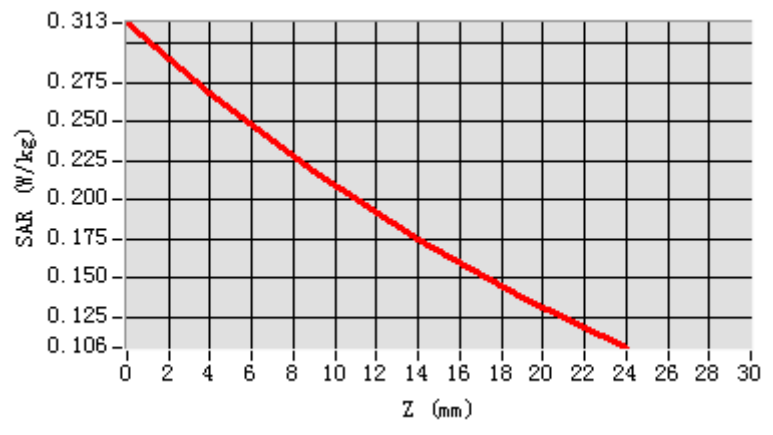


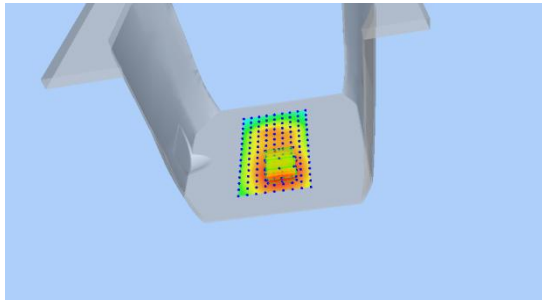
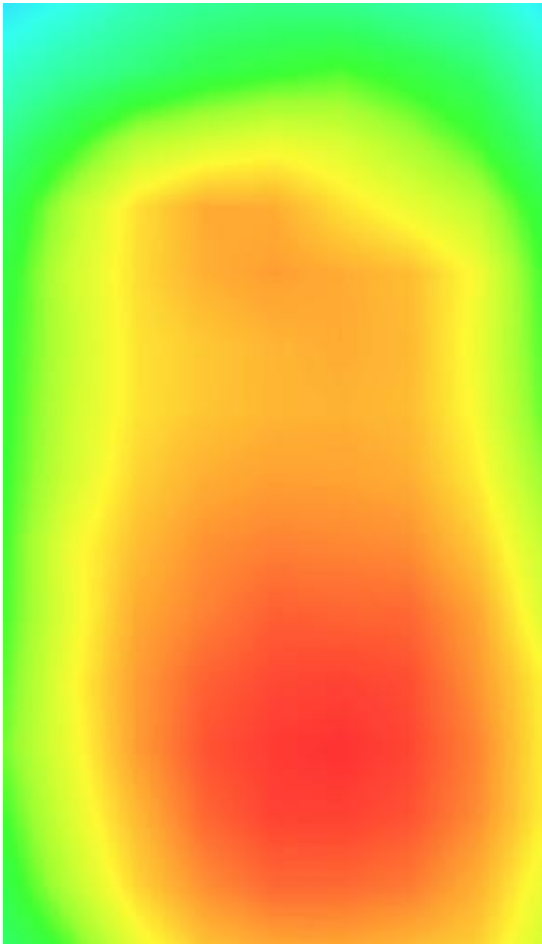
Maximum location: X=9.00, Y=-42.00

SAR Peak: 0.32W/kg

SAR 10g (W/Kg)	0.200882
SAR 1g (W/Kg)	0.260449

Z (mm)	0.00	4.00	9.00	14.00	19.00
SAR (W/Kg)	0.3135	0.2681	0.2181	0.1749	0.1379



3D screen shot	Hot spot position
	

Plot 7: LTE Band2, 20MHz, Right Cheek, Middle

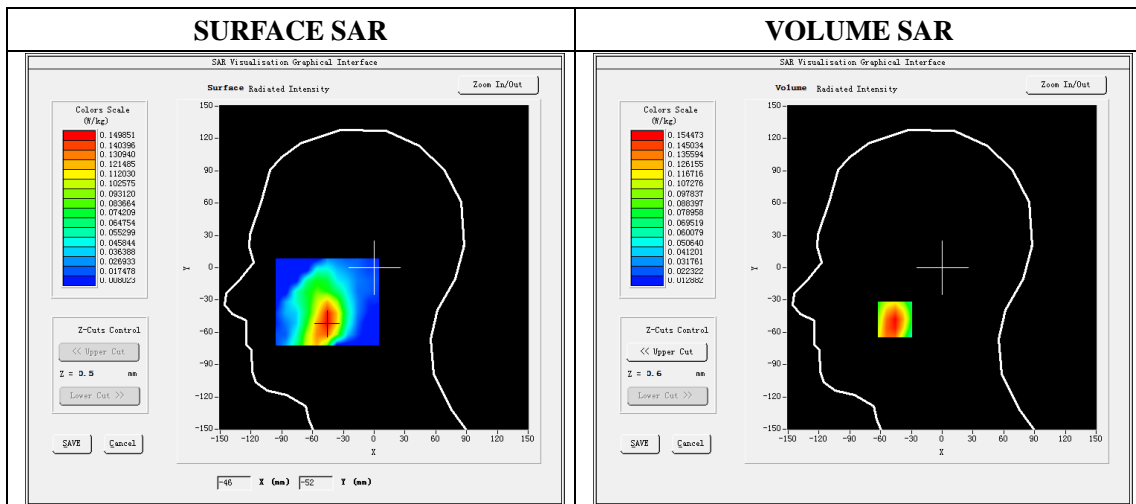
Type: Phone measurement
 Date of measurement: 05/17/2020
 Measurement duration: 22 minutes 18 seconds
 Mobile Phone IMEI number: --

A. Experimental conditions.

Area Scan	dx=8mm dy=8mm
ZoomScan	5x5x7,dx=8mm dy=8mm dz=5mm
Phantom	Validation plane
Device Position	Right Cheek
Band	LTE Band 2
Channels	18900
Signal	LTE (Duty cycle: 1:1)

B. SAR Measurement Results

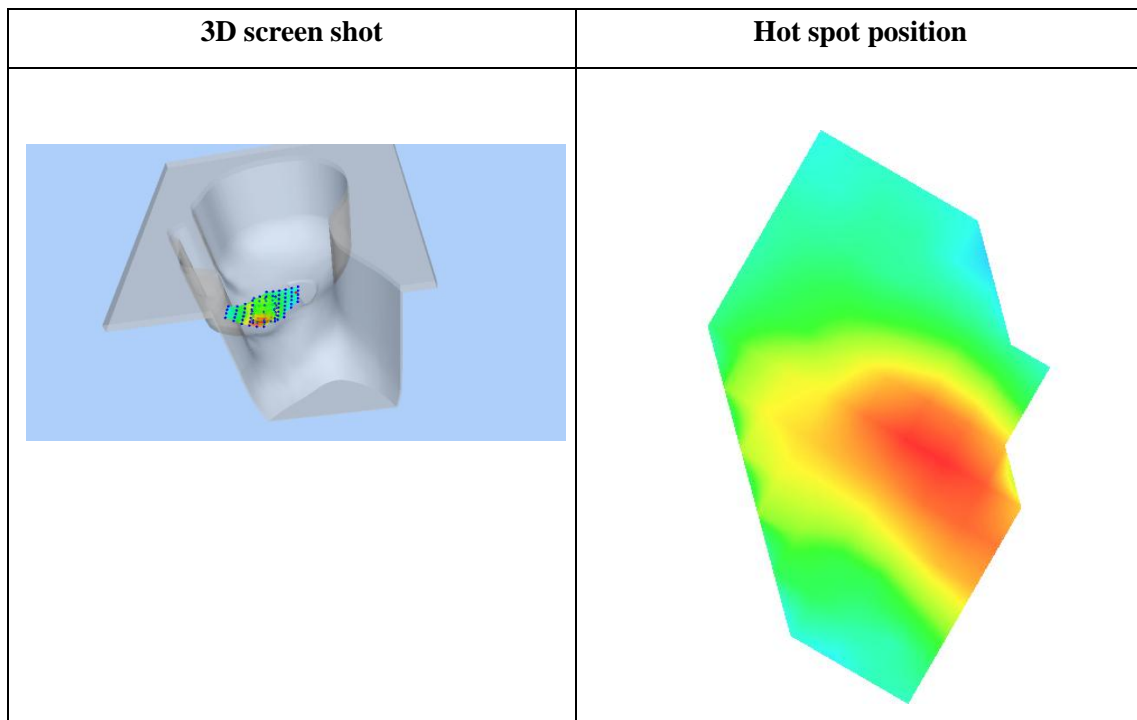
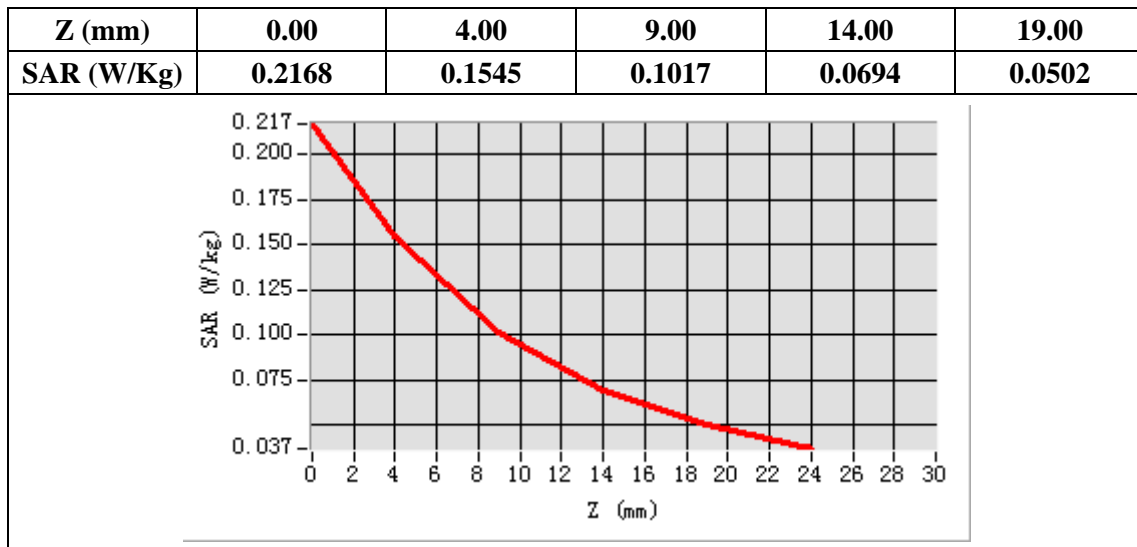
E-Field Probe	SATIMO SN_41/18_EPG0330
Frequency (MHz)	1880
Relative permittivity (real part)	40.48
Relative permittivity (imaginary)	13.26
Conductivity (S/m)	1.40
Variation (%)	-1.76
ConvF:	2.03



Maximum location: X=-46.00, Y=-48.00

SAR Peak: 0.22 W/kg

SAR 10g (W/Kg)	0.093497
SAR 1g (W/Kg)	0.147525



Plot 8: LTE Band2, 20MHz, Back, Middle,10mm

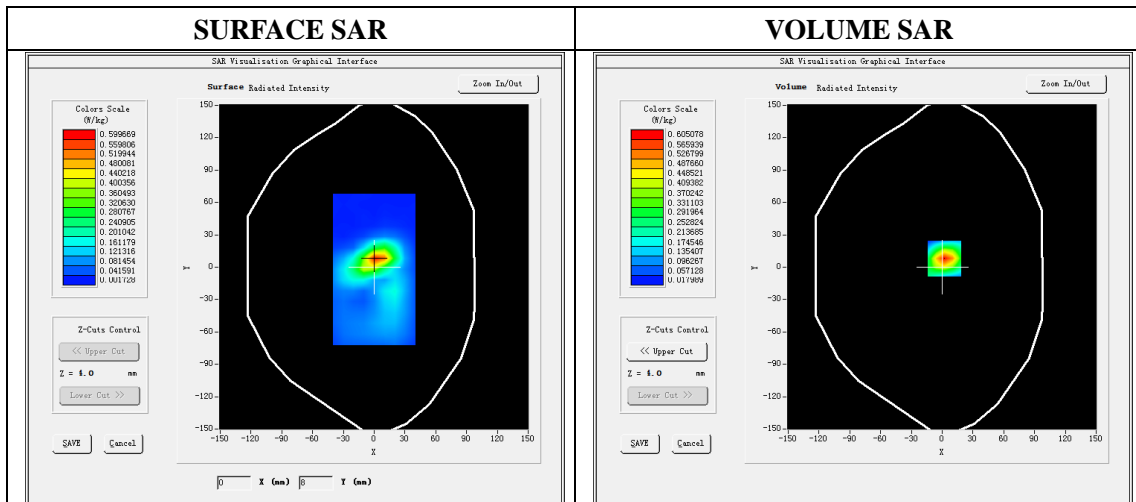
Type: Phone measurement
 Date of measurement: 05/17/2020
 Measurement duration: 22 minutes 16 seconds
 Mobile Phone IMEI number: --

A. Experimental conditions.

Area Scan	dx=8mm dy=8mm
ZoomScan	5x5x7,dx=8mm dy=8mm dz=5mm
Phantom	Validation plane
Device Position	Back
Band	LTE Band 2
Channels	18900
Signal	LTE (Duty cycle: 1:1)

B. SAR Measurement Results

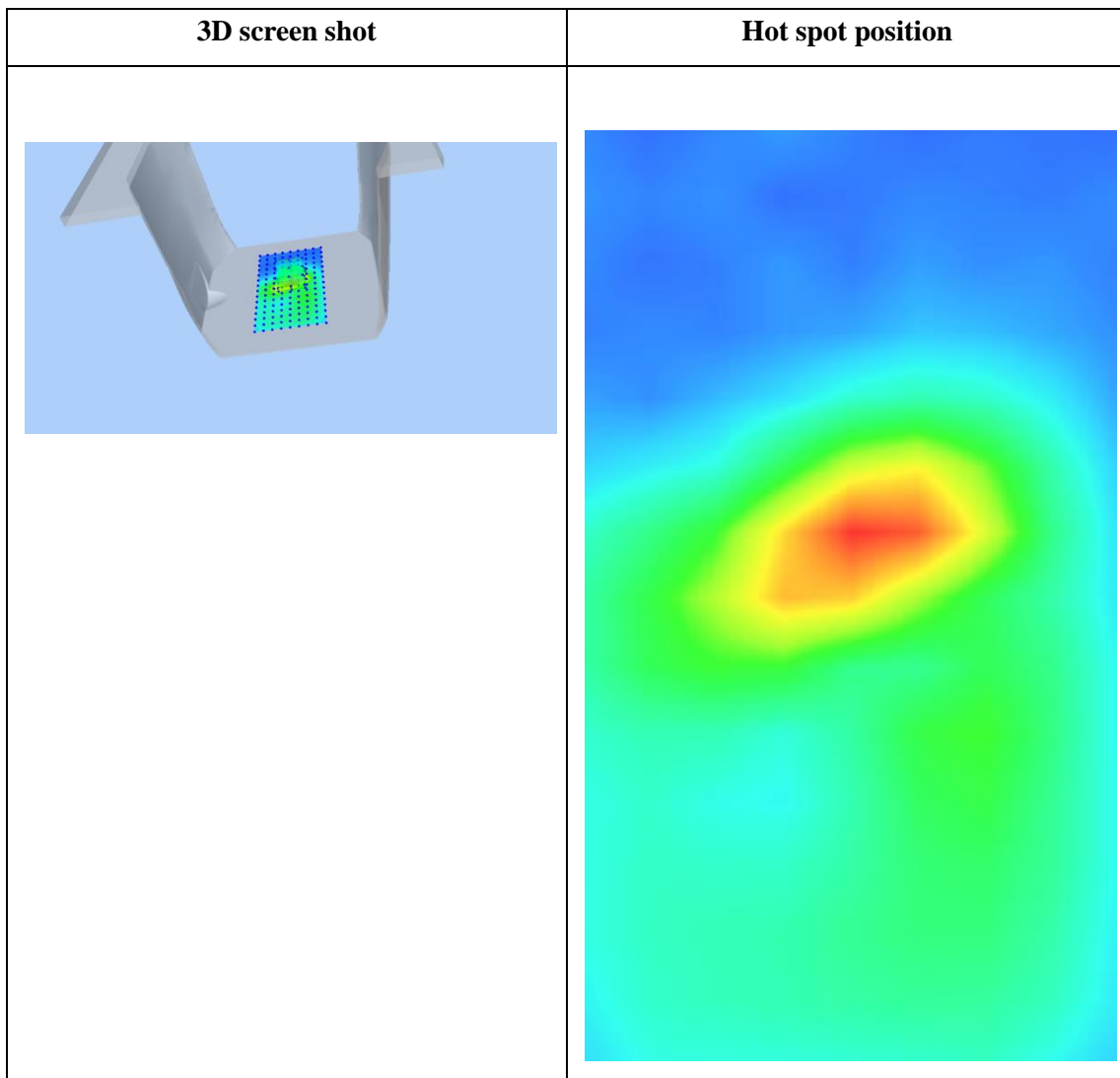
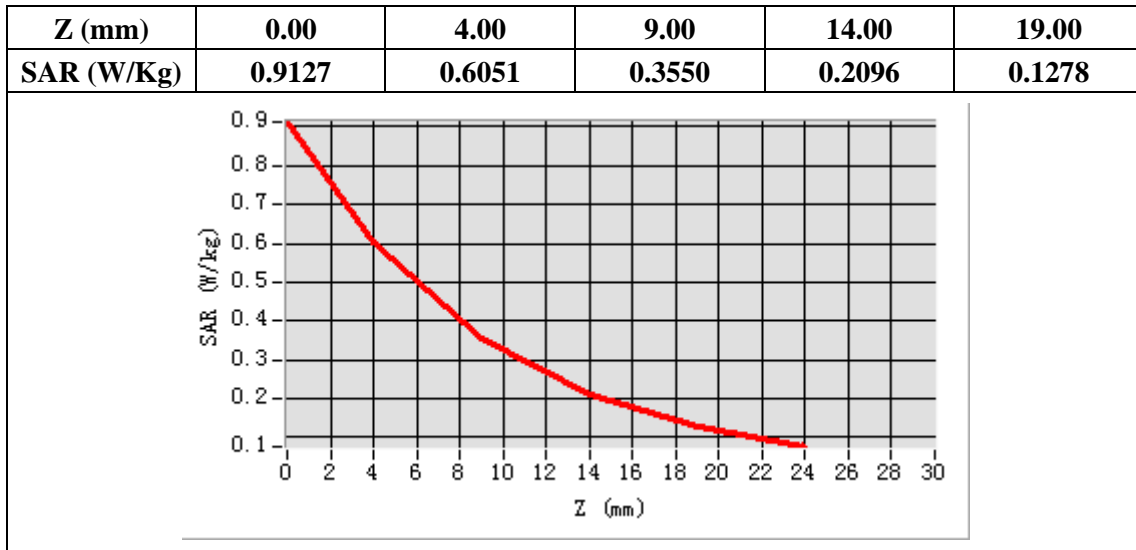
E-Field Probe	SATIMO SN_41/18_EPG0330
Frequency (MHz)	1880
Relative permittivity (real part)	53.29
Relative permittivity (imaginary)	14.21
Conductivity (S/m)	1.50
Variation (%)	-0.07
ConvF:	2.08



Maximum location: X=2.00, Y=8.00

SAR Peak: 0.92W/kg

SAR 10g (W/Kg)	0.277912
SAR 1g (W/Kg)	0.546199



Plot 9: LTE Band4, 20MHz, Right Cheek, Middle

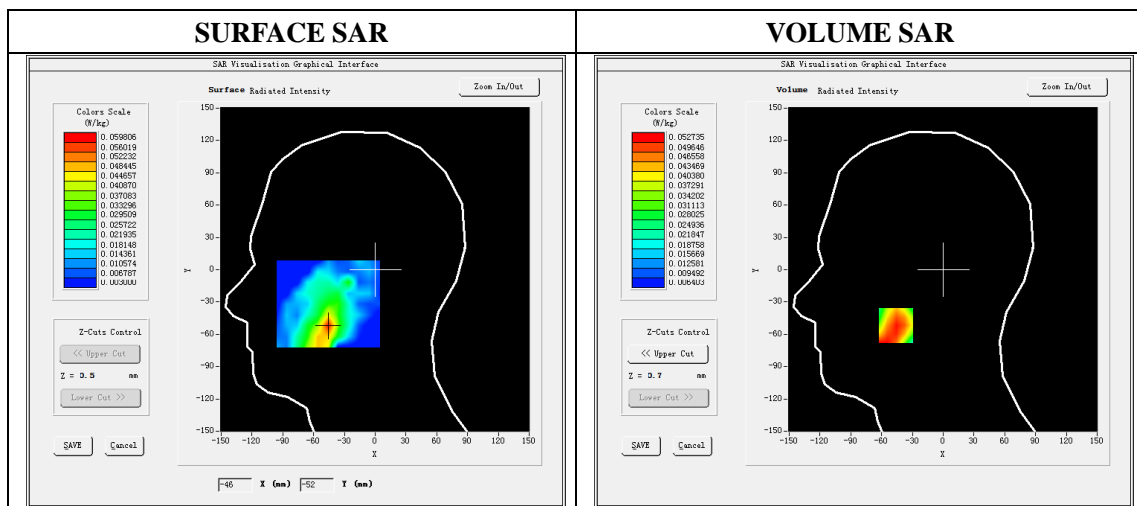
Type: Phone measurement
 Date of measurement: 05/16/2020
 Measurement duration: 22 minutes 13 seconds
 Mobile Phone IMEI number: --

A. Experimental conditions.

Area Scan	dx=8mm dy=8mm
ZoomScan	5x5x7,dx=8mm dy=8mm dz=5mm
Phantom	Validation plane
Device Position	Right Cheek
Band	LTE Band 4
Channels	20175
Signal	LTE (Duty cycle: 1:1)

B. SAR Measurement Results

E-Field Probe	SATIMO SN_41/18_EPG0330
Frequency (MHz)	1732.5
Relative permittivity (real part)	40.52
Relative permittivity (imaginary)	14.10
Conductivity (S/m)	1.41
Variation (%)	2.77
ConvF:	1.74

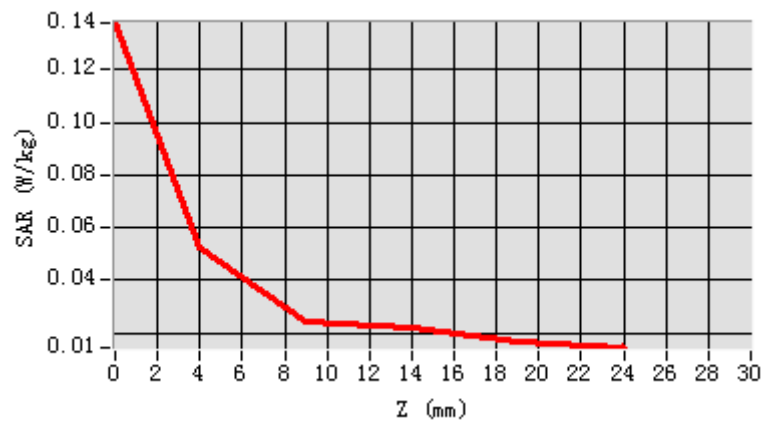


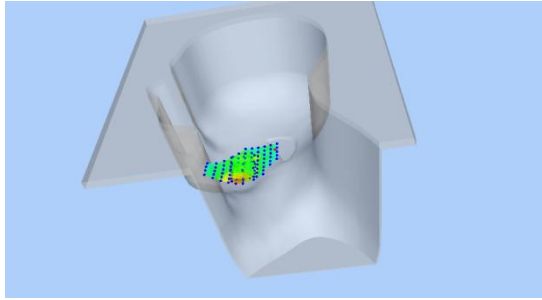
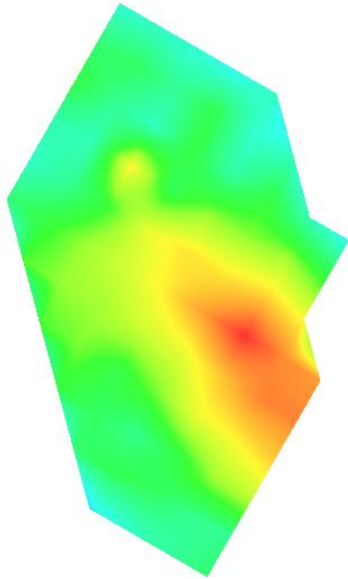
Maximum location: X=-46.00, Y=-52.00

SAR Peak: 0.08 W/kg

SAR 10g (W/Kg)	0.032568
SAR 1g (W/Kg)	0.049530

Z (mm)	0.00	4.00	9.00	14.00	19.00
SAR (W/Kg)	0.1377	0.0527	0.0244	0.0221	0.0163



3D screen shot	Hot spot position
	

Plot 10: LTE Band4, 20MHz, Back, Middle,10mm

Type: Phone measurement

Date of measurement: 05/16/2020

Measurement duration: 22 minutes 19 seconds

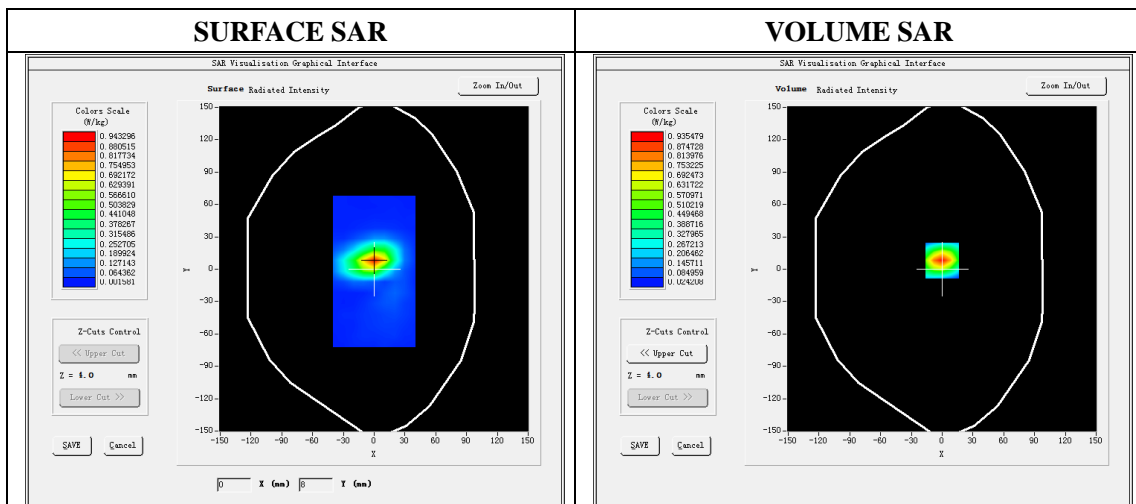
Mobile Phone IMEI number: --

A. Experimental conditions.

Area Scan	dx=8mm dy=8mm
ZoomScan	5x5x7,dx=8mm dy=8mm dz=5mm
Phantom	Validation plane
Device Position	Back
Band	LTE Band 4
Channels	20175
Signal	LTE (Duty cycle: 1:1)

B. SAR Measurement Results

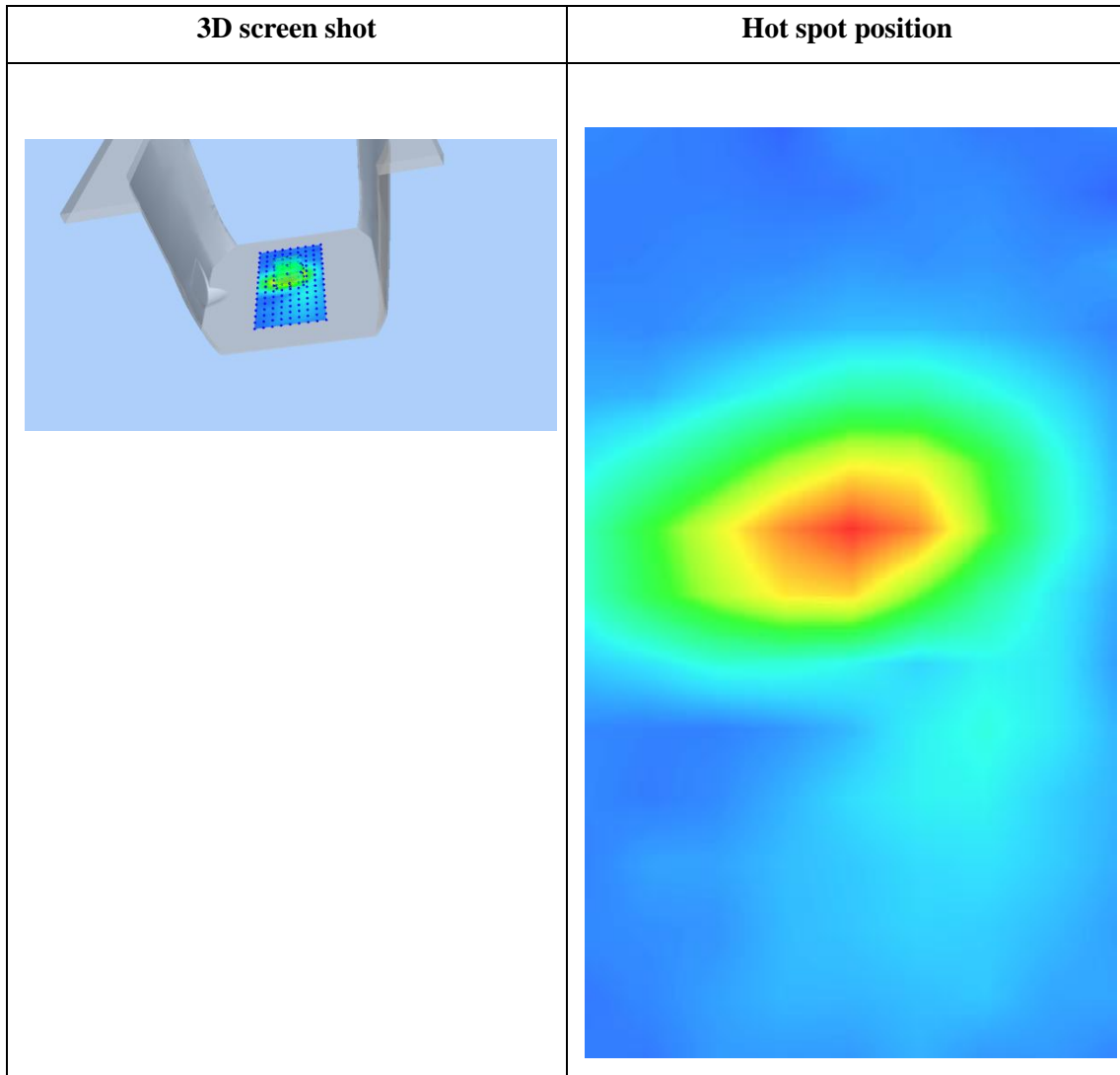
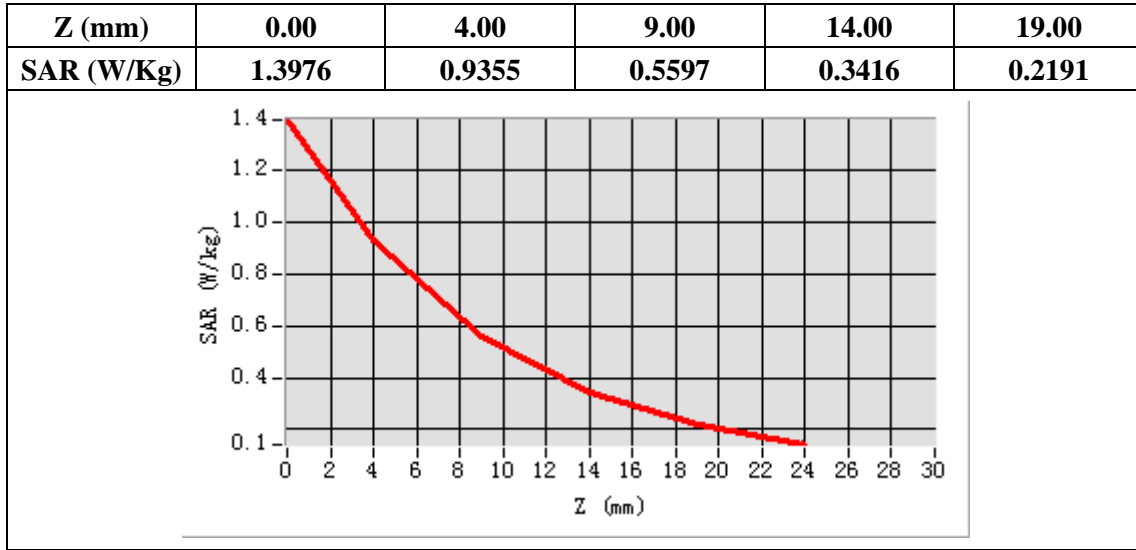
E-Field Probe	SATIMO SN_41/18_EPG0330
Frequency (MHz)	1732.5
Relative permittivity (real part)	53.31
Relative permittivity (imaginary)	15.40
Conductivity (S/m)	1.54
Variation (%)	-2.77
ConvF:	1.81



Maximum location: X=0.00, Y=8.00

SAR Peak: 1.40W/kg

SAR 10g (W/Kg)	0.451684
SAR 1g (W/Kg)	0.868066



Plot 11: LTE Band5, 10MHz,Right Cheek, Middle

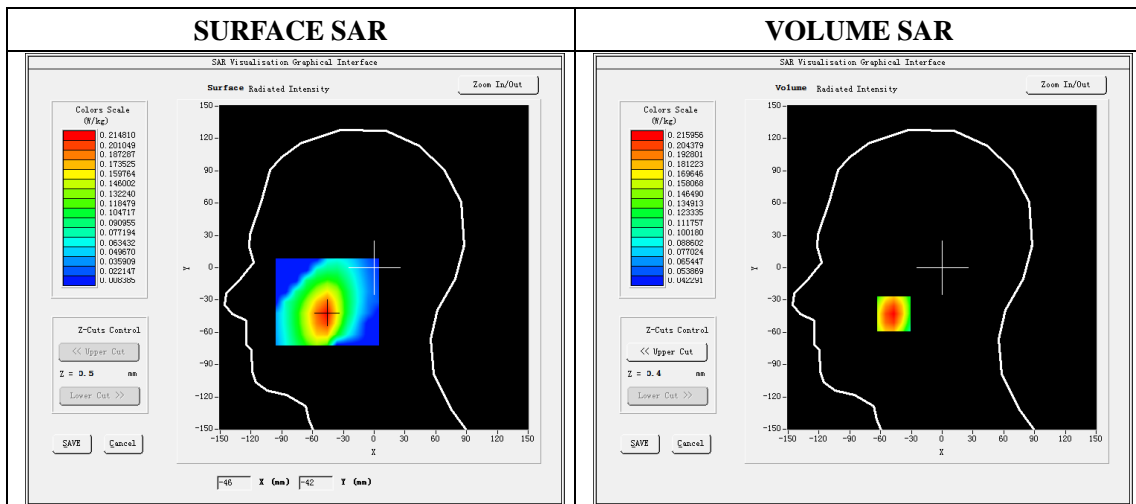
Type: Phone measurement
 Date of measurement: 05/14/2020
 Measurement duration: 22 minutes 20 seconds
 Mobile Phone IMEI number: --

A. Experimental conditions.

Area Scan	dx=8mm dy=8mm
ZoomScan	5x5x7,dx=8mm dy=8mm dz=5mm
Phantom	Validation plane
Device Position	Right Cheek
Band	LTE Band 5
Channels	20525
Signal	LTE (Duty cycle: 1:1)

B. SAR Measurement Results

E-Field Probe	SATIMO SN_41/18_EPG0330
Frequency (MHz)	836.5
Relative permittivity (real part)	41.53
Relative permittivity (imaginary)	19.48
Conductivity (S/m)	0.92
Variation (%)	-2.13
ConvF:	1.60

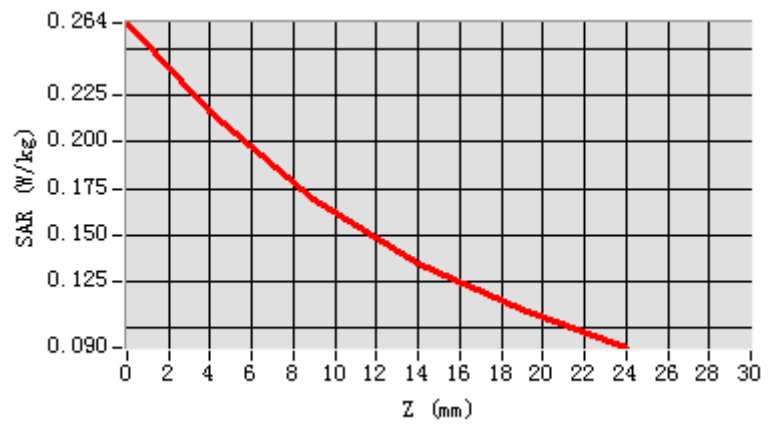


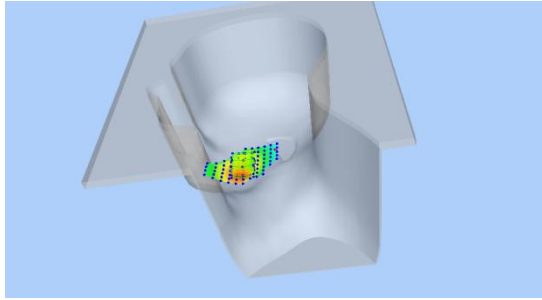
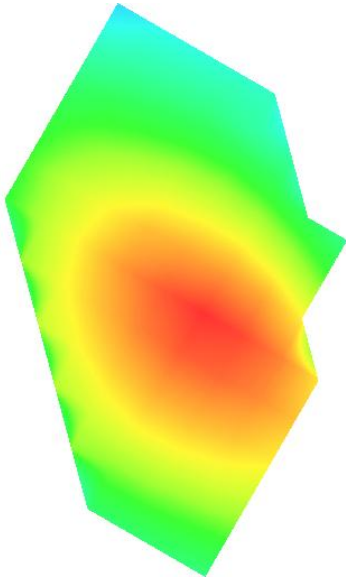
Maximum location: X=-47.00, Y=-43.00

SAR Peak: 0.26 W/kg

SAR 10g (W/Kg)	0.153151
SAR 1g (W/Kg)	0.207677

Z (mm)	0.00	4.00	9.00	14.00	19.00
SAR (W/Kg)	0.2638	0.2160	0.1694	0.1351	0.1098



3D screen shot	Hot spot position
	

Plot 12: LTE Band5, 10MHz, Back, Middle,10mm

Type: Phone measurement

Date of measurement: 05/14/2020

Measurement duration: 22 minutes 22 seconds

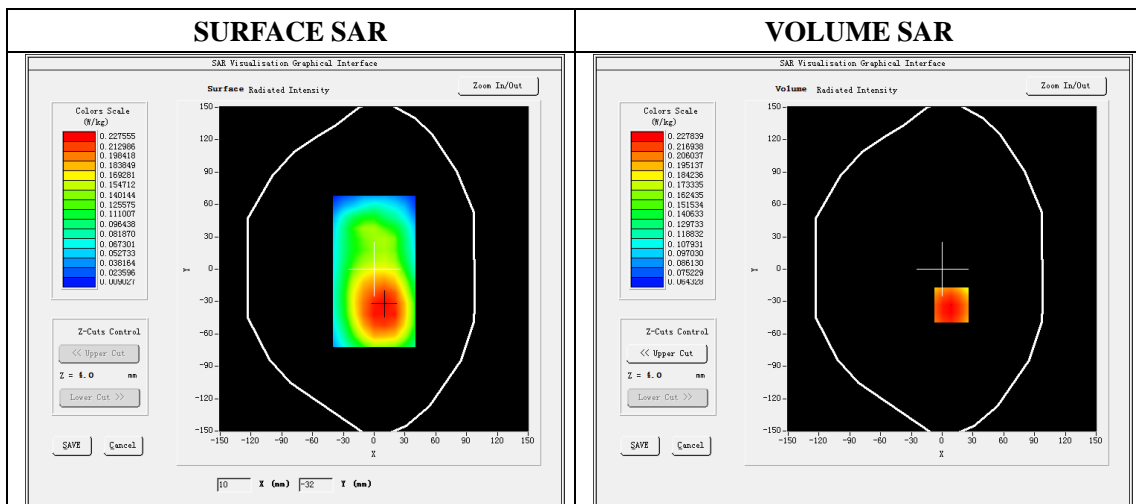
Mobile Phone IMEI number: --

A. Experimental conditions.

Area Scan	dx=8mm dy=8mm
ZoomScan	5x5x7,dx=8mm dy=8mm dz=5mm
Phantom	Validation plane
Device Position	Back
Band	LTE Band 5
Channels	20525
Signal	LTE (Duty cycle: 1:1)

B. SAR Measurement Results

E-Field Probe	SATIMO SN_41/18_EPG0330
Frequency (MHz)	836.5
Relative permittivity (real part)	55.20
Relative permittivity (imaginary)	20.91
Conductivity (S/m)	0.97
Variation (%)	-1.22
ConvF:	1.64

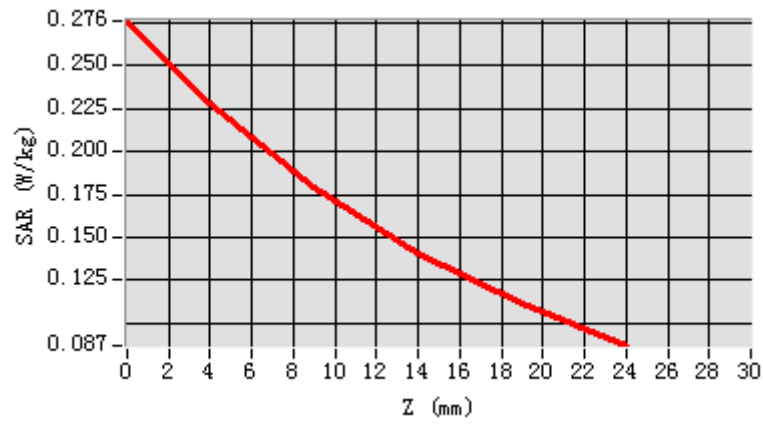


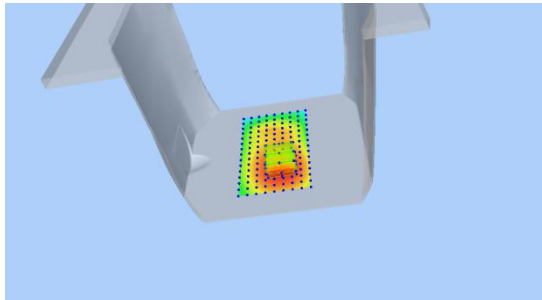
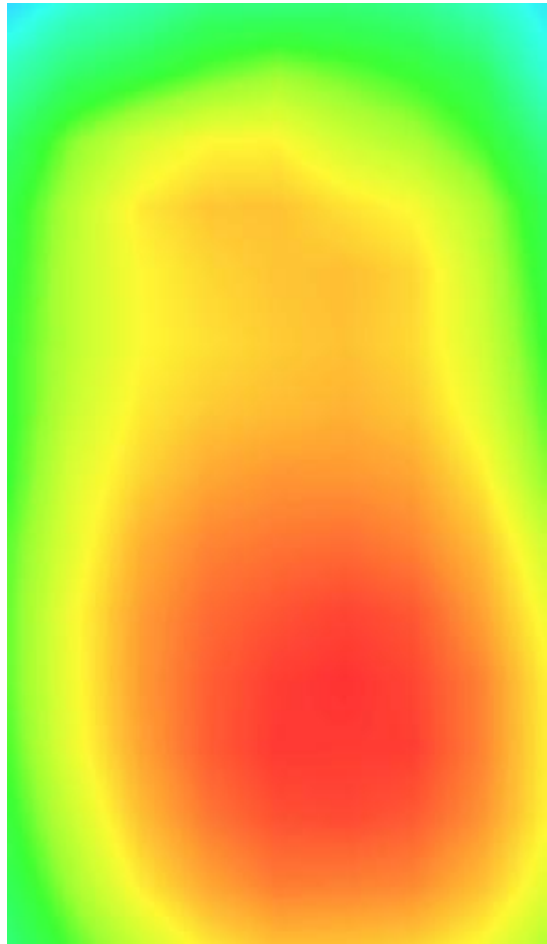
Maximum location: X=9.00, Y=-33.00

SAR Peak: 0.28W/kg

SAR 10g (W/Kg)	0.168786
SAR 1g (W/Kg)	0.221734

Z (mm)	0.00	4.00	9.00	14.00	19.00
SAR (W/Kg)	0.2762	0.2278	0.1789	0.1409	0.1112



3D screen shot	Hot spot position
	

Plot 13: LTE Band7, 20MHz, Left Cheek, Middle

Type: Phone measurement

Date of measurement: 05/18/2020

Measurement duration: 22 minutes 25 seconds

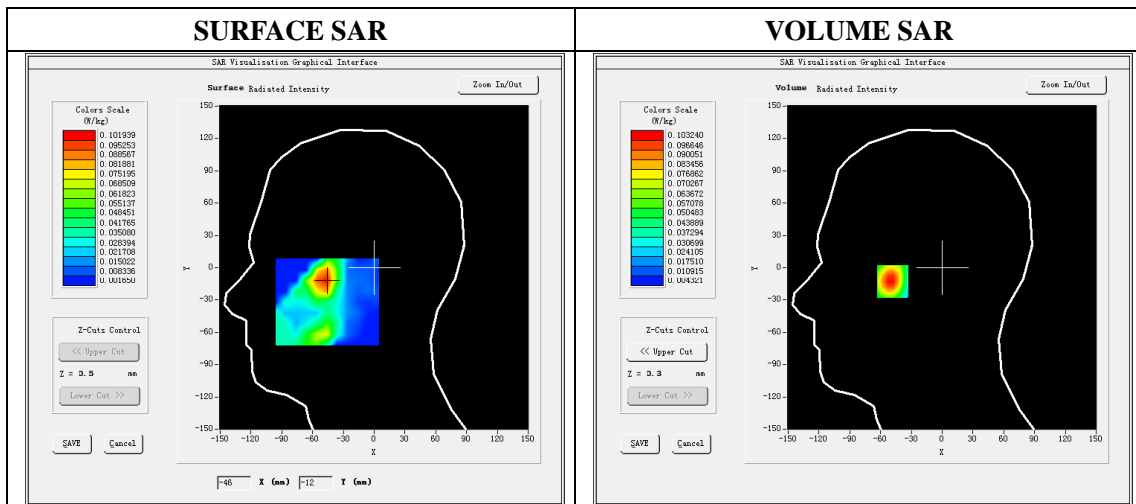
Mobile Phone IMEI number: --

A. Experimental conditions.

Area Scan	dx=5mm,dy=5mm
ZoomScan	7x7x8,dx=5mm dy=5mm dz=4mm
Phantom	Validation plane
Device Position	Left Cheek
Band	LTE Band 7
Channels	21100
Signal	LTE (Duty cycle: 1:1)

B. SAR Measurement Results

E-Field Probe	SATIMO SN_41/18_EPG0330
Frequency (MHz)	2535
Relative permittivity (real part)	39.01
Relative permittivity (imaginary)	13.57
Conductivity (S/m)	1.96
Variation (%)	-2.60
ConvF:	2.35

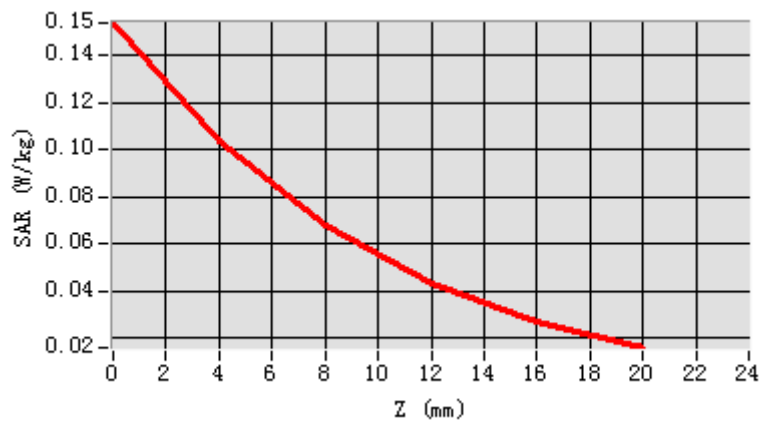


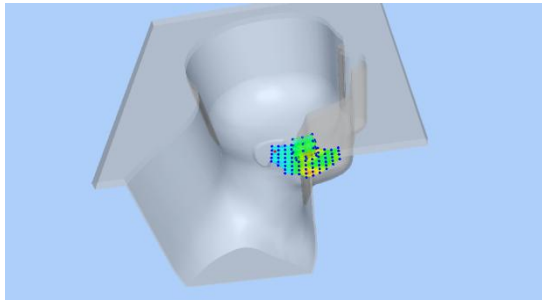
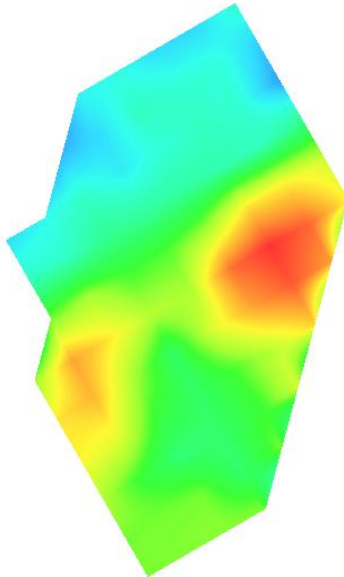
Maximum location: X=-48.00 Y=-12.00

SAR Peak: 0.16W/kg

SAR 10g (W/Kg)	0.051982
SAR 1g (W/Kg)	0.096476

Z (mm)	0.00	4.00	8.00	12.00	16.00
SAR (W/Kg)	0.1537	0.1032	0.0678	0.0437	0.0275



3D screen shot	Hot spot position
	

Plot 14: LTE Band7, 20MHz, Face, Middle,10mm

Type: Phone measurement

Date of measurement: 05/18/2020

Measurement duration: 22 minutes 28 seconds

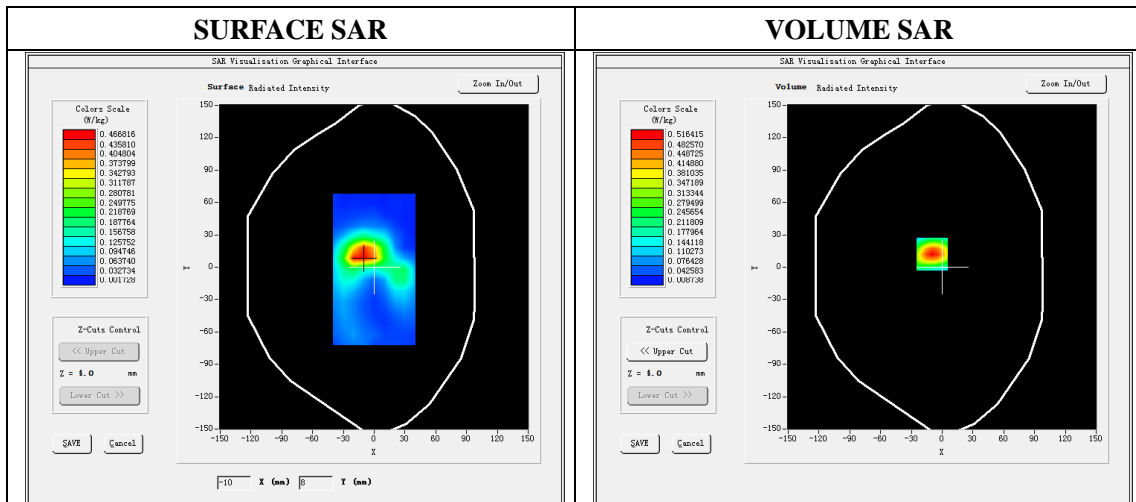
Mobile Phone IMEI number: --

A. Experimental conditions.

Area Scan	dx=5mm,dy=5mm
ZoomScan	7x7x8,dx=5mm dy=5mm dz=4mm
Phantom	Validation plane
Device Position	Face
Band	LTE Band 7
Channels	21100
Signal	LTE (Duty cycle: 1:1)

B. SAR Measurement Results

E-Field Probe	SATIMO SN_41/18_EPG0330
Frequency (MHz)	2535
Relative permittivity (real part)	52.51
Relative permittivity (imaginary)	14.95
Conductivity (S/m)	2.16
Variation (%)	-4.78
ConvF:	2.43

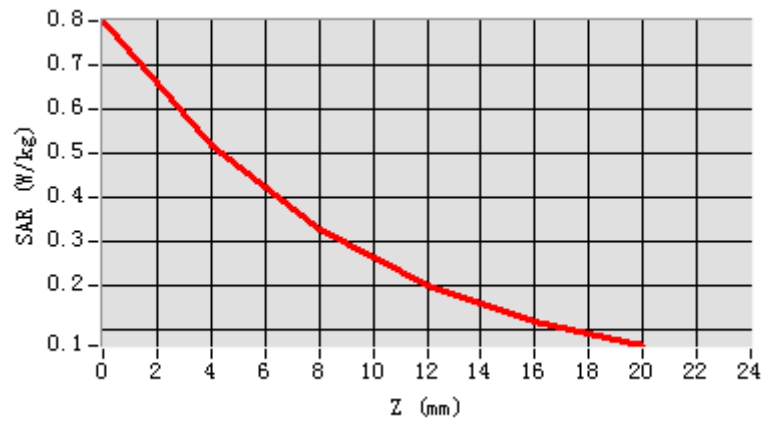


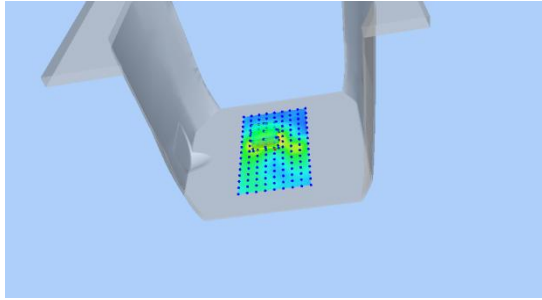
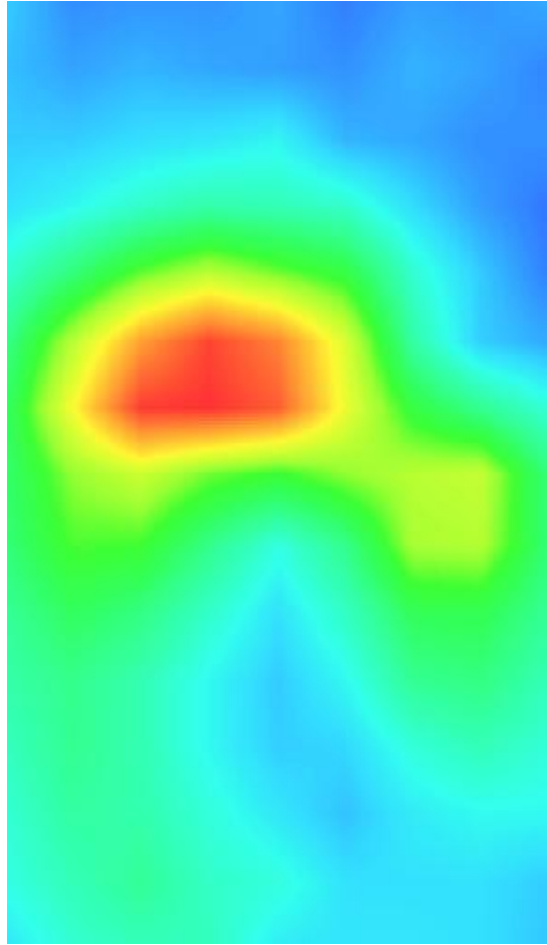
Maximum location: X=-10.00 Y=12.00

SAR Peak: 0.81 W/kg

SAR 10g (W/Kg)	0.235429
SAR 1g (W/Kg)	0.468788

Z (mm)	0.00	4.00	8.00	12.00	16.00
SAR (W/Kg)	0.7978	0.5164	0.3248	0.1994	0.1189



3D screen shot	Hot spot position
	

Plot 15: LTE Band7, 20MHz, Edge C, Middle,10mm

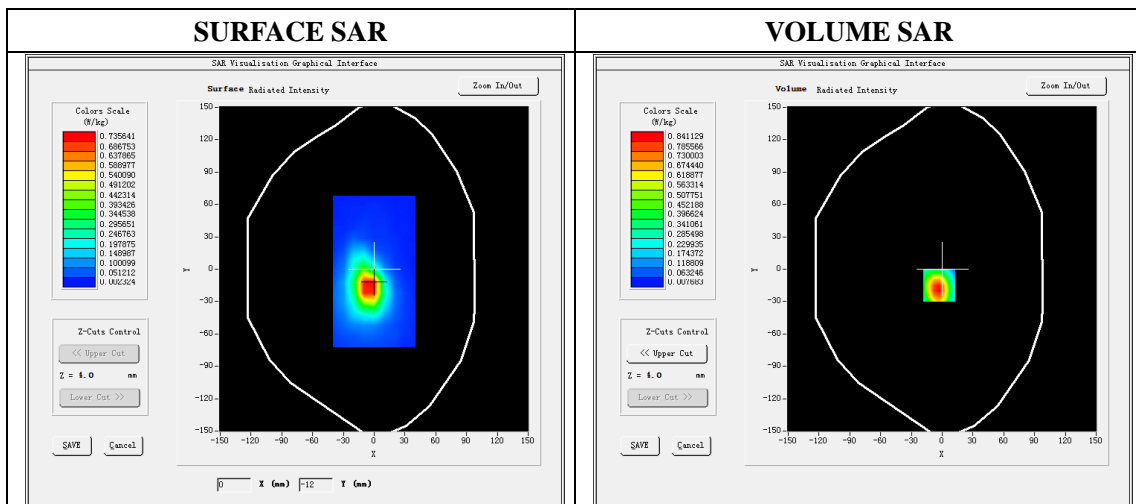
Type: Phone measurement
 Date of measurement: 05/18/2020
 Measurement duration: 22 minutes 21 seconds
 Mobile Phone IMEI number: --

A. Experimental conditions.

Area Scan	dx=5mm,dy=5mm
ZoomScan	7x7x8,dx=5mm dy=5mm dz=4mm
Phantom	Validation plane
Device Position	Edge C
Band	LTE Band 7
Channels	21100
Signal	LTE (Duty cycle: 1:1)

B. SAR Measurement Results

E-Field Probe	SATIMO SN_41/18_EPG0330
Frequency (MHz)	2535
Relative permittivity (real part)	52.51
Relative permittivity (imaginary)	14.95
Conductivity (S/m)	2.16
Variation (%)	-4.49
ConvF:	2.43

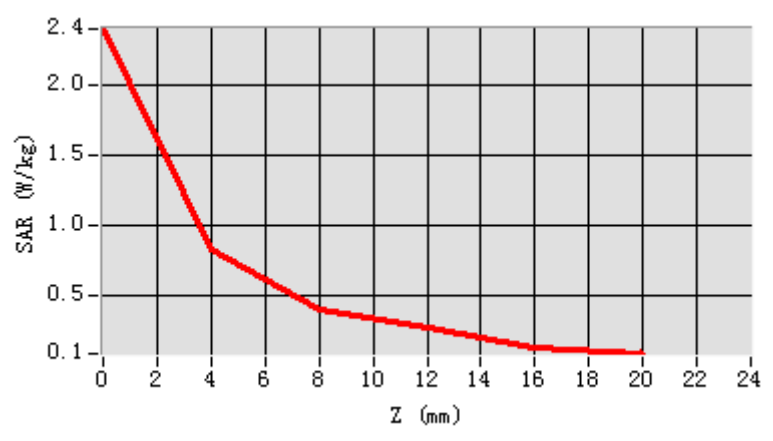


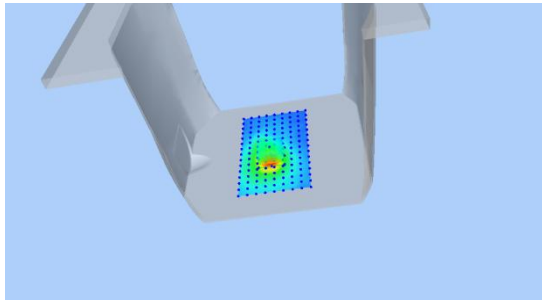
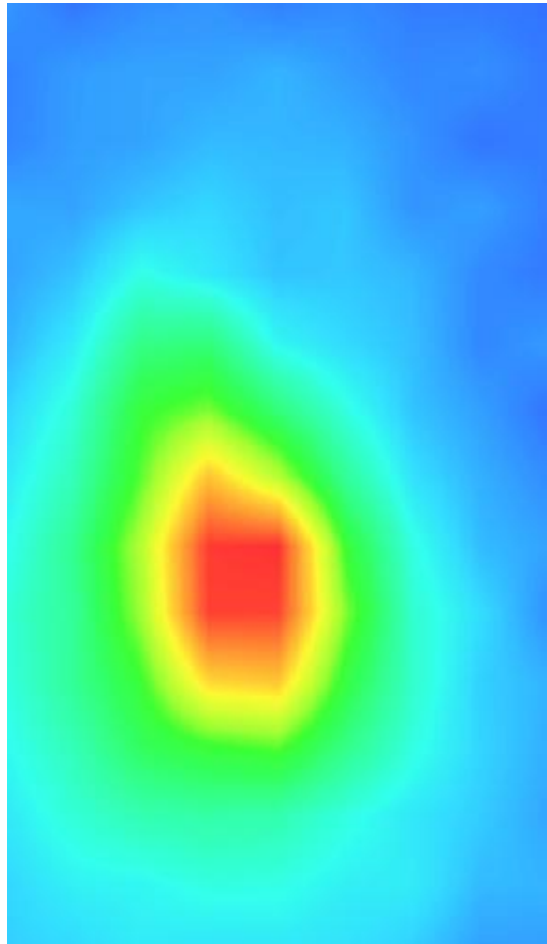
Maximum location: X=-3.00 Y=-15.00

SAR Peak: 1.42 W/kg

SAR 10g (W/Kg)	0.371522
SAR 1g (W/Kg)	0.771635

Z (mm)	0.00	4.00	8.00	12.00	16.00
SAR (W/Kg)	2.4055	0.8411	0.4030	0.2818	0.1358



3D screen shot	Hot spot position
	

Plot 16: LTE Band12, 10MHz, Left Cheek, Middle

Type: Phone measurement

Date of measurement: 05/13/2020

Measurement duration: 22 minutes 27 seconds

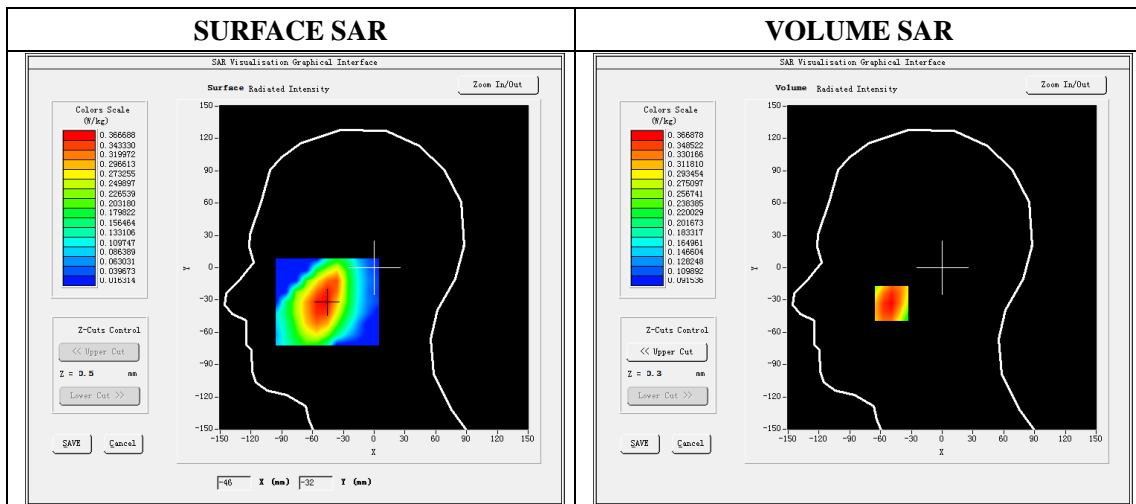
Mobile Phone IMEI number: --

A. Experimental conditions.

Area Scan	dx=8mm dy=8mm
ZoomScan	5x5x7,dx=8mm dy=8mm dz=5mm
Phantom	Validation plane
Device Position	Left Cheek
Band	LTE Band 12
Channels	23095
Signal	LTE (Duty cycle: 1:1)

B. SAR Measurement Results

E-Field Probe	SATIMO SN_41/18_EPG0330
Frequency (MHz)	707.5
Relative permittivity (real part)	41.88
Relative permittivity (imaginary)	21.60
Conductivity (S/m)	0.90
Variation (%)	2.74
ConvF:	1.54

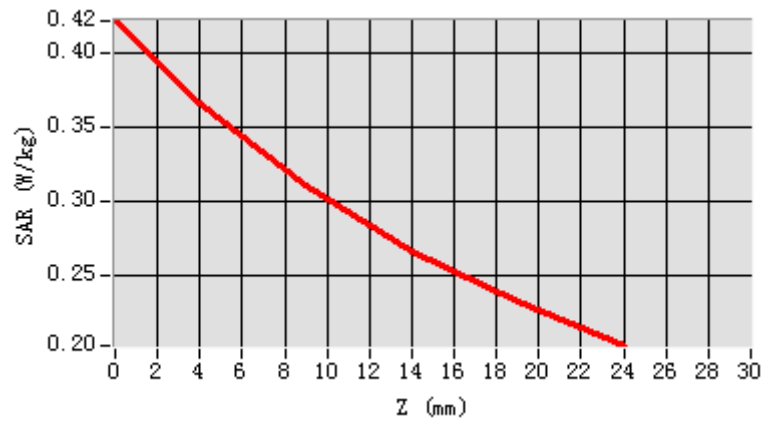


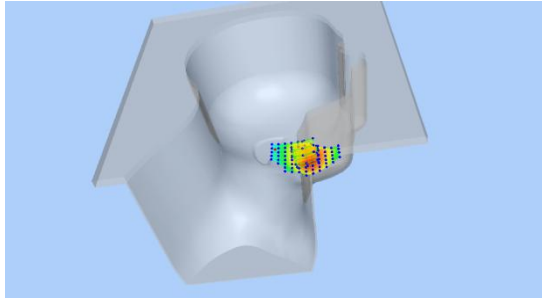
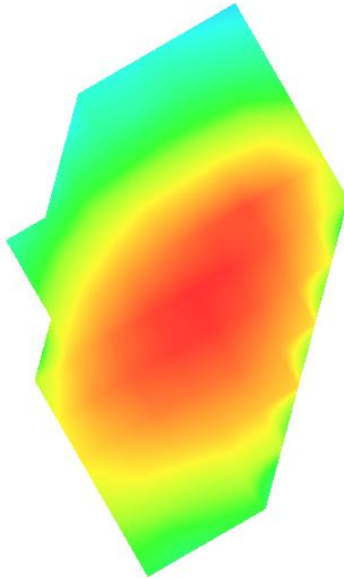
Maximum location: X=-49.00, Y=-33.00

SAR Peak: 0.43 W/kg

SAR 10g (W/Kg)	0.293496
SAR 1g (W/Kg)	0.365942

Z (mm)	0.00	4.00	9.00	14.00	19.00
SAR (W/Kg)	0.4220	0.3669	0.3105	0.2665	0.2321



3D screen shot	Hot spot position
	

Plot 17: LTE Band12, 10MHz, Back, Middle,10mm

Type: Phone measurement

Date of measurement: 05/13/2020

Measurement duration: 22 minutes 24 seconds

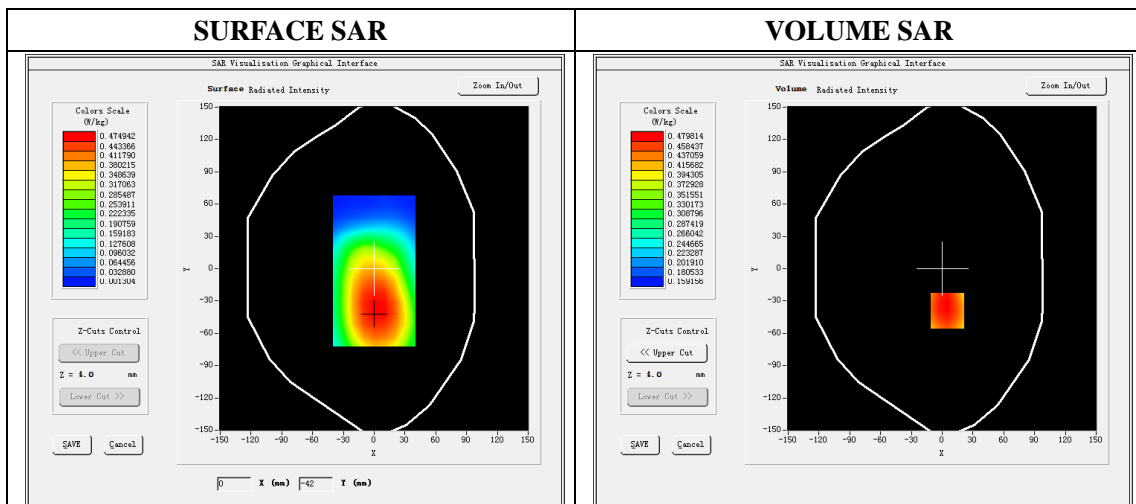
Mobile Phone IMEI number: --

A. Experimental conditions.

Area Scan	dx=8mm dy=8mm
ZoomScan	5x5x7,dx=8mm dy=8mm dz=5mm
Phantom	Validation plane
Device Position	Back
Band	LTE Band 12
Channels	23095
Signal	LTE (Duty cycle: 1:1)

B. SAR Measurement Results

E-Field Probe	SATIMO SN_41/18_EPG0330
Frequency (MHz)	707.5
Relative permittivity (real part)	55.50
Relative permittivity (imaginary)	22.80
Conductivity (S/m)	0.95
Variation (%)	-0.05
ConvF:	1.59

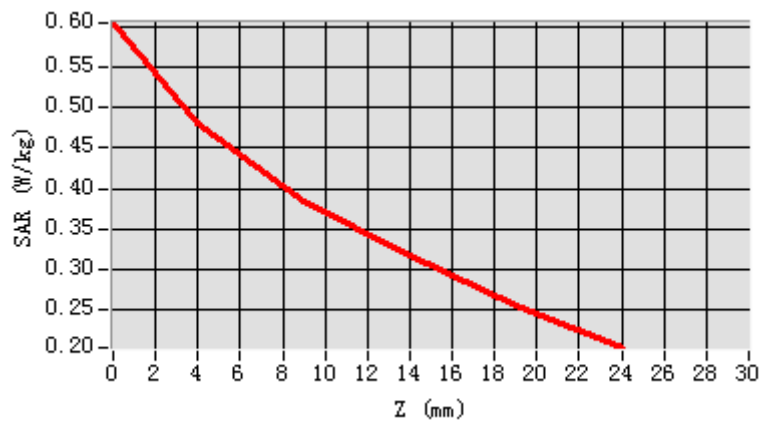


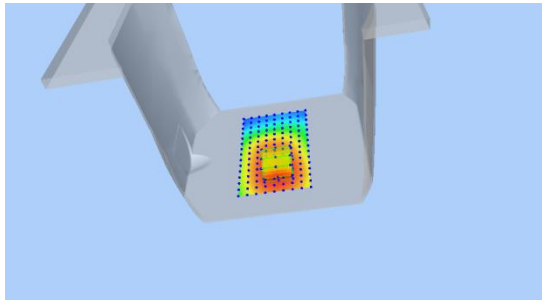
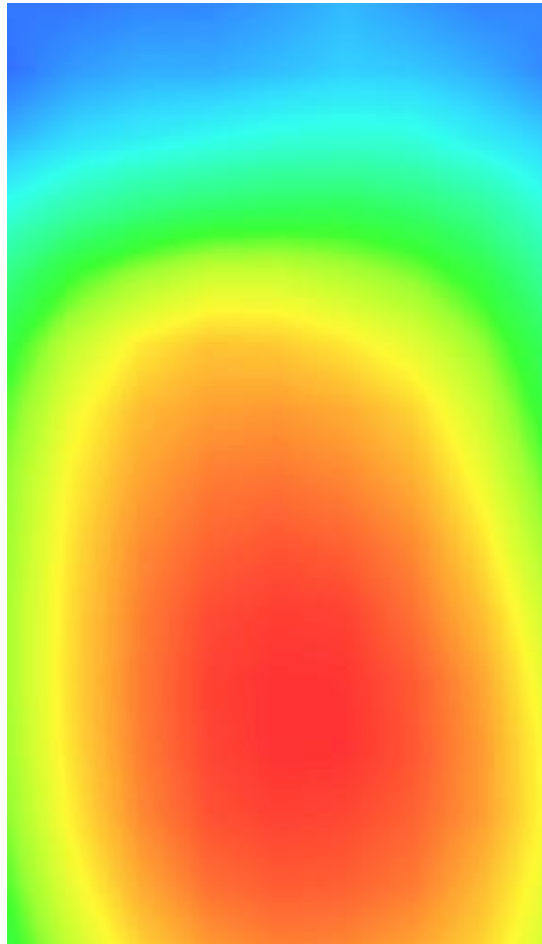
Maximum location: X=5.00, Y=-39.00

SAR Peak: 0.56W/kg

SAR 10g (W/Kg)	0.373092
SAR 1g (W/Kg)	0.477546

Z (mm)	0.00	4.00	9.00	14.00	19.00
SAR (W/Kg)	0.6047	0.4798	0.3846	0.3166	0.2551



3D screen shot	Hot spot position
	

Plot 18: LTE Band17, 10MHz,Right Check, Middle

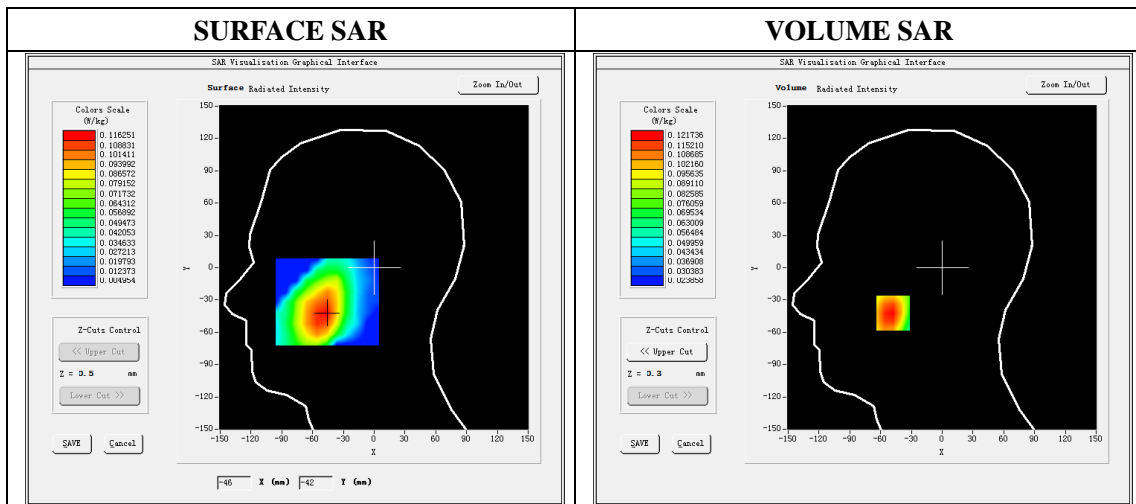
Type: Phone measurement
 Date of measurement: 05/13/2020
 Measurement duration: 22 minutes 23 seconds
 Mobile Phone IMEI number: --

A. Experimental conditions.

Area Scan	dx=8mm dy=8mm
ZoomScan	5x5x7,dx=8mm dy=8mm dz=5mm
Phantom	Validation plane
Device Position	Right Check
Band	LTE Band 17
Channels	23790
Signal	LTE (Duty cycle: 1:1)

B. SAR Measurement Results

E-Field Probe	SATIMO SN_41/18_EPG0330
Frequency (MHz)	710
Relative permittivity (real part)	41.88
Relative permittivity (imaginary)	21.60
Conductivity (S/m)	0.90
Variation (%)	-1.18
ConvF:	1.54

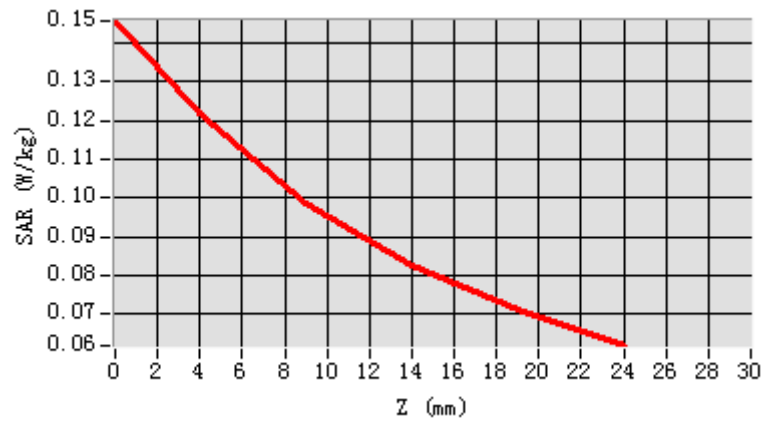


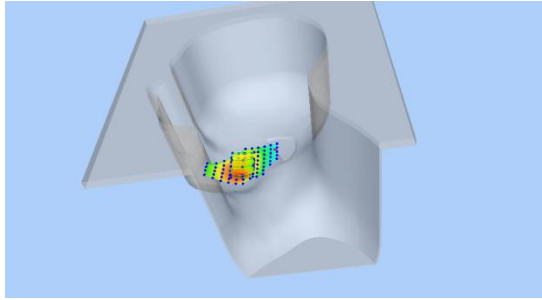
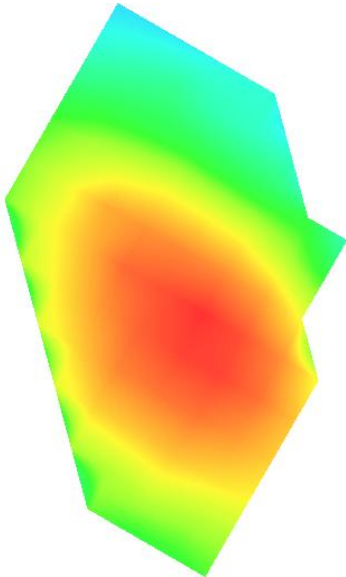
Maximum location: X=-48.00, Y=-42.00

SAR Peak: 0.15 W/kg

SAR 10g (W/Kg)	0.092059
SAR 1g (W/Kg)	0.118622

Z (mm)	0.00	4.00	9.00	14.00	19.00
SAR (W/Kg)	0.1457	0.1217	0.0987	0.0824	0.0709



3D screen shot	Hot spot position
	

Plot 19: LTE Band 17, 10MHz, Back, Middle,10mm

Type: Phone measurement

Date of measurement: 05/13/2020

Measurement duration: 22 minutes 26 seconds

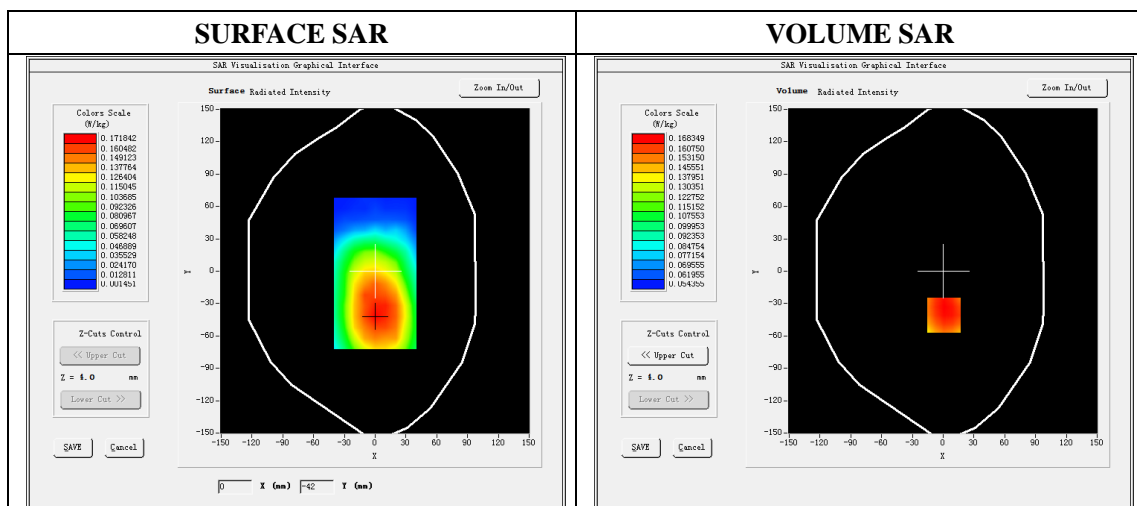
Mobile Phone IMEI number: --

A. Experimental conditions.

Area Scan	dx=8mm dy=8mm
ZoomScan	5x5x7,dx=8mm dy=8mm dz=5mm
Phantom	Validation plane
Device Position	Back
Band	LTE Band 17
Channels	23790
Signal	LTE (Duty cycle: 1:1)

B. SAR Measurement Results

E-Field Probe	SATIMO SN_41/18_EPG0330
Frequency (MHz)	710
Relative permittivity (real part)	55.50
Relative permittivity (imaginary)	22.80
Conductivity (S/m)	0.95
Variation (%)	1.45
ConvF:	1.59

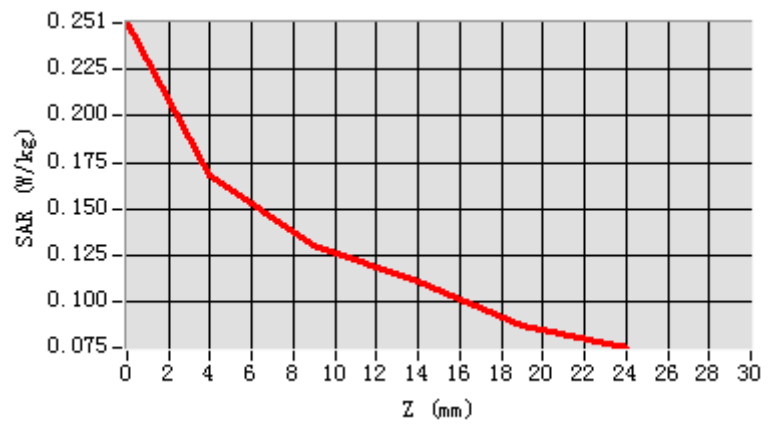


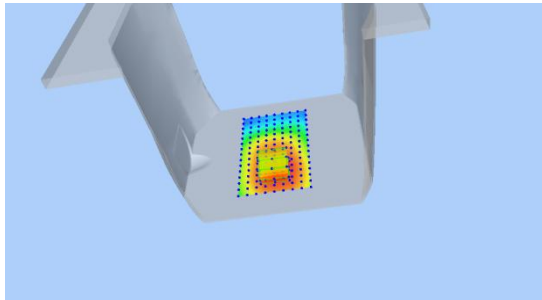
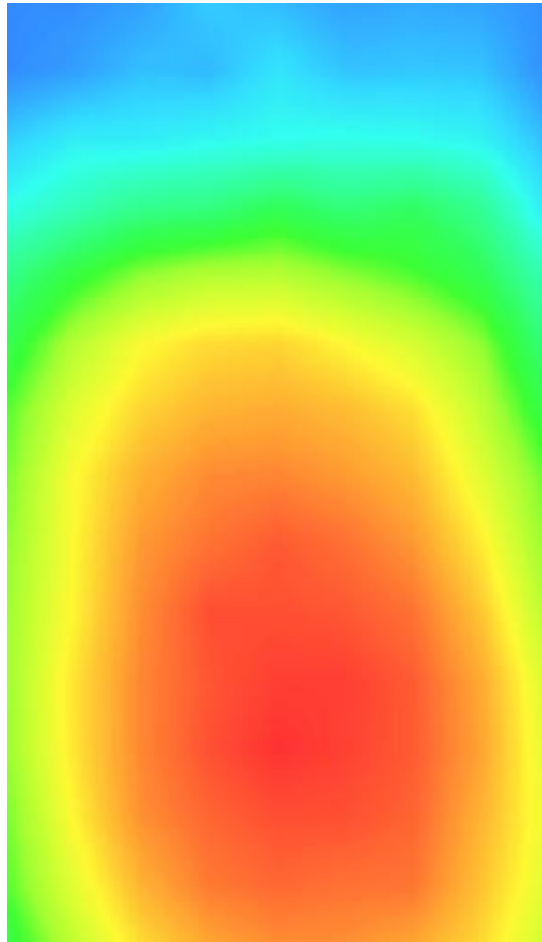
Maximum location: X=1.00, Y=-41.00

SAR Peak: 0.20W/kg

SAR 10g (W/Kg)	0.128636
SAR 1g (W/Kg)	0.163853

Z (mm)	0.00	4.00	9.00	14.00	19.00
SAR (W/Kg)	0.2505	0.1683	0.1304	0.1105	0.0867



3D screen shot	Hot spot position
	

Plot 20: LTE Band41, 20MHz,Left Cheek, Middle

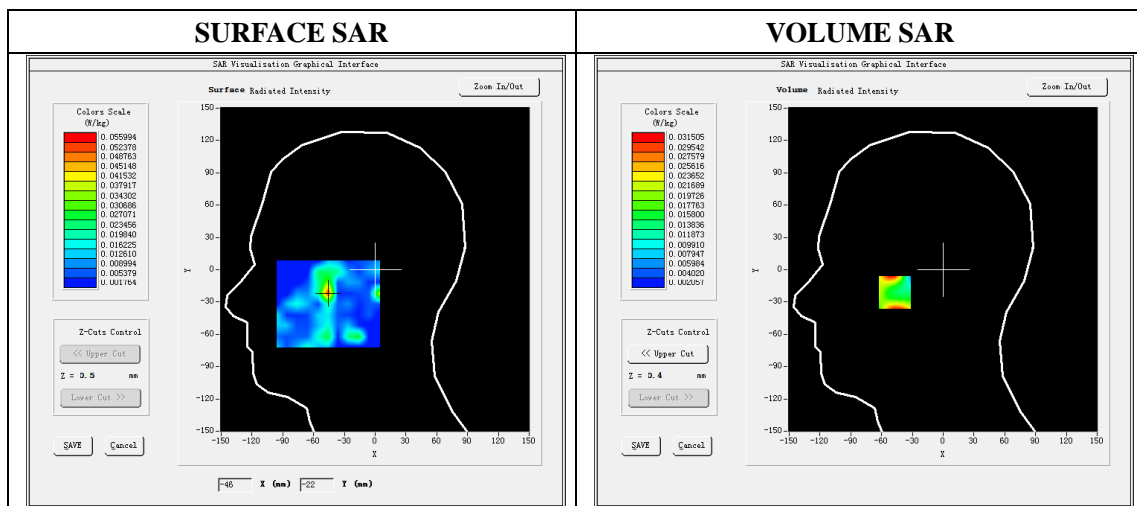
Type: Phone measurement
 Date of measurement: 05/18/2020
 Measurement duration: 22 minutes 33 seconds
 Mobile Phone IMEI number: --

A. Experimental conditions.

Area Scan	dx=8mm dy=8mm
ZoomScan	5x5x7,dx=8mm dy=8mm dz=5mm
Phantom	Validation plane
Device Position	Left Cheek
Band	LTE Band 41
Channels	40620
Signal	LTE (Duty cycle: 63.33%)

B. SAR Measurement Results

E-Field Probe	SATIMO SN_41/18_EPG0330
Frequency (MHz)	2593
Relative permittivity (real part)	39.00
Relative permittivity (imaginary)	13.57
Conductivity (S/m)	1.96
Variation (%)	-2.01
ConvF:	2.35

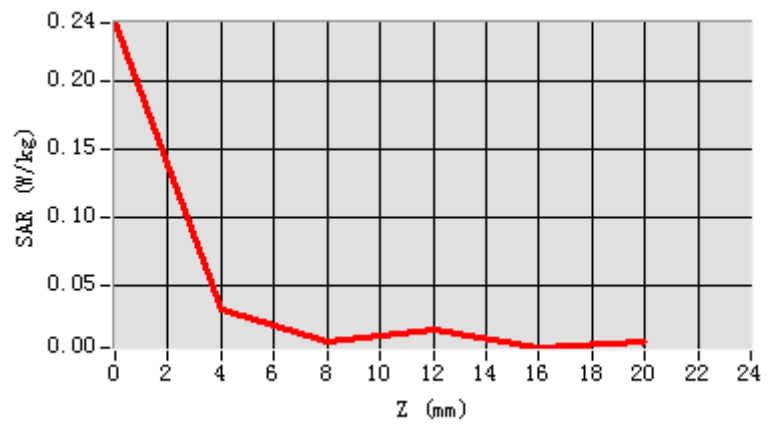


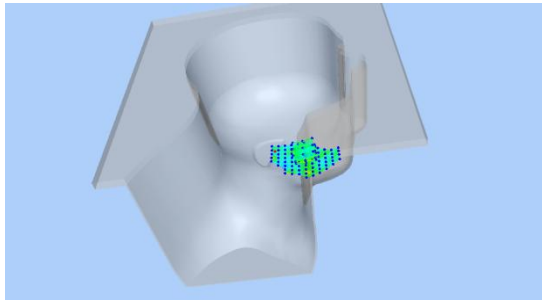
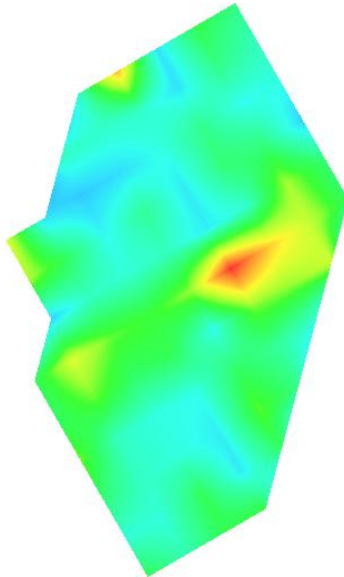
Maximum location: X=-47.00, Y=-21.00

SAR Peak: 0.09W/kg

SAR 10g (W/Kg)	0.015006
SAR 1g (W/Kg)	0.029705

Z (mm)	0.00	4.00	8.00	12.00	16.00
SAR (W/Kg)	0.2425	0.0315	0.0082	0.0179	0.0043



3D screen shot	Hot spot position
	

Plot 21: LTE Band41, 20MHz, Face, Middle,10mm

Type: Phone measurement

Date of measurement: 05/18/2020

Measurement duration: 22 minutes 36 seconds

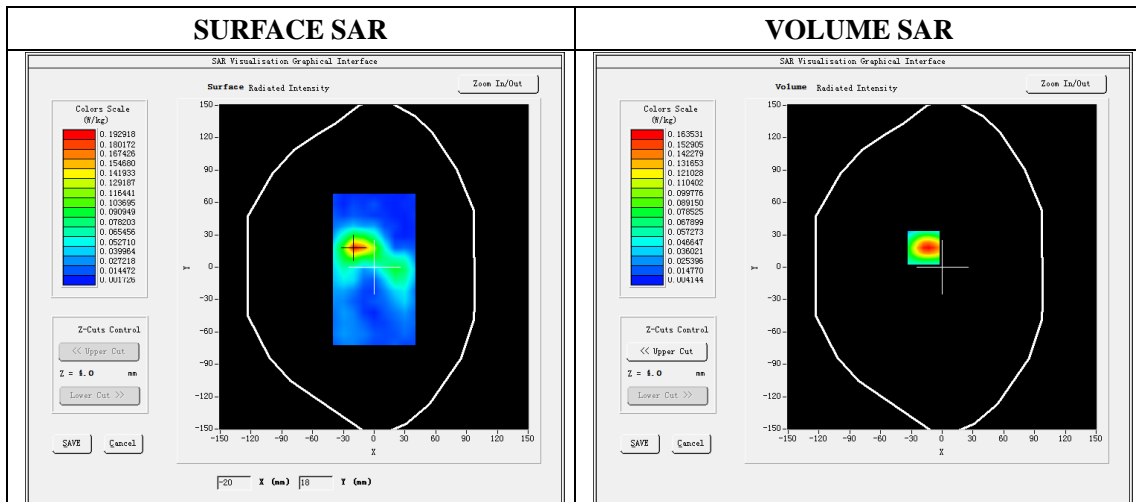
Mobile Phone IMEI number: --

A. Experimental conditions.

Area Scan	dx=8mm dy=8mm
ZoomScan	5x5x7,dx=8mm dy=8mm dz=5mm
Phantom	Validation plane
Device Position	Face
Band	LTE Band 41
Channels	40620
Signal	LTE (Duty cycle: 63.33%)

B. SAR Measurement Results

E-Field Probe	SATIMO SN_41/18_EPG0330
Frequency (MHz)	2593
Relative permittivity (real part)	52.50
Relative permittivity (imaginary)	14.95
Conductivity (S/m)	2.16
Variation (%)	-1.15
ConvF:	2.43

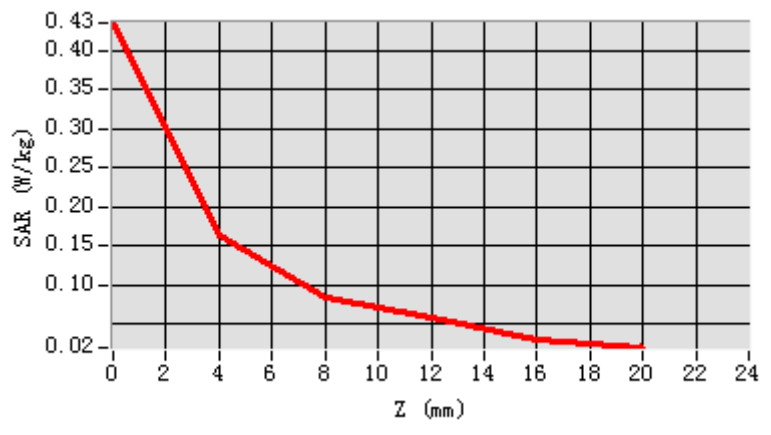


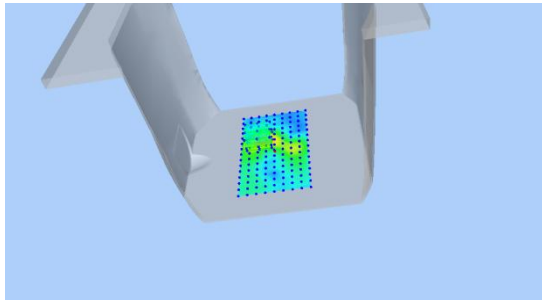
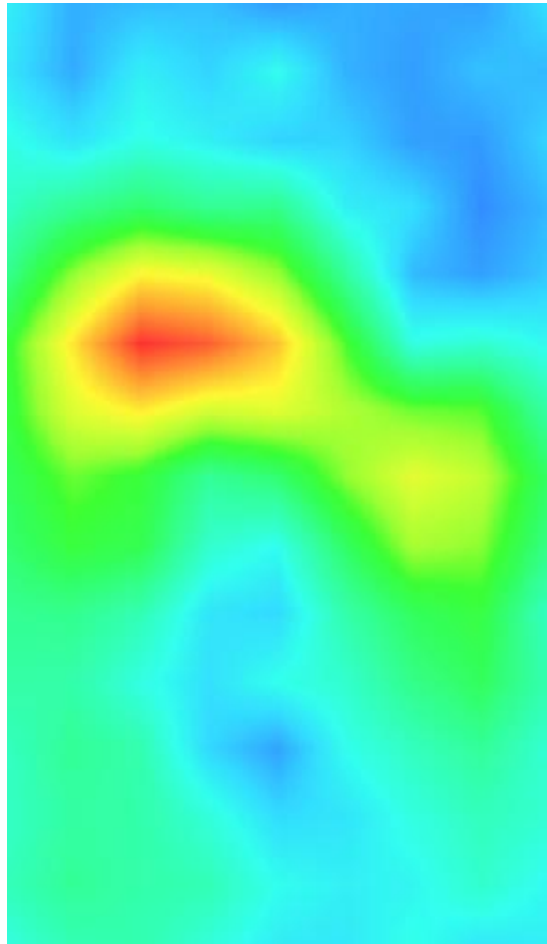
Maximum location: X=-18.00, Y=18.00

SAR Peak: 0.27W/kg

SAR 10g (W/Kg)	0.074676
SAR 1g (W/Kg)	0.149251

Z (mm)	0.00	4.00	8.00	12.00	16.00
SAR (W/Kg)	0.4347	0.1635	0.0834	0.0579	0.0297



3D screen shot	Hot spot position
	

Plot 22: LTE Band41, 20MHz, Edge C, Middle,10mm

Type: Phone measurement

Date of measurement: 05/18/2020

Measurement duration: 22 minutes 39 seconds

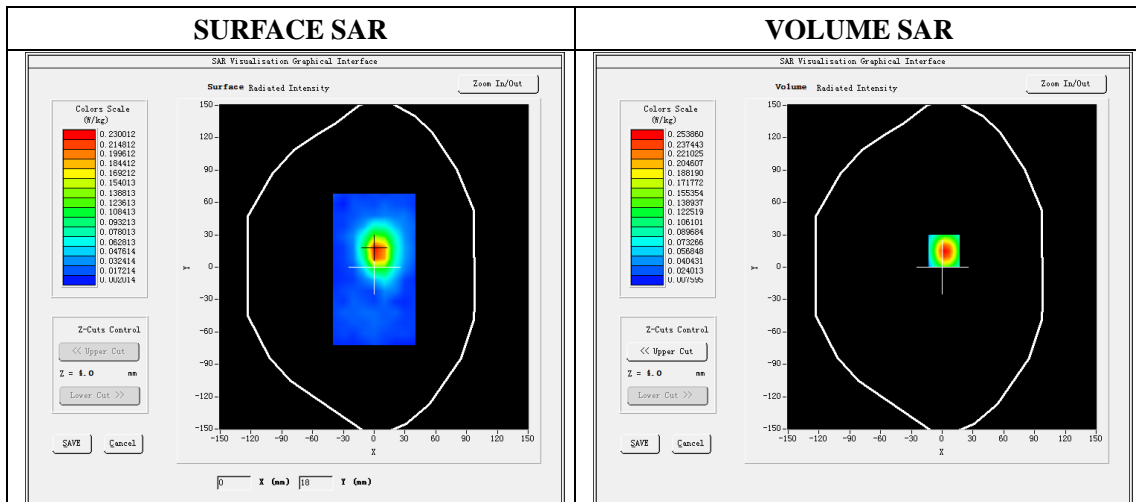
Mobile Phone IMEI number: --

A. Experimental conditions.

Area Scan	dx=8mm dy=8mm
ZoomScan	5x5x7,dx=8mm dy=8mm dz=5mm
Phantom	Validation plane
Device Position	Edge C
Band	LTE Band 41
Channels	40620
Signal	LTE (Duty cycle: 63.33%)

B. SAR Measurement Results

E-Field Probe	SATIMO SN_41/18_EPG0330
Frequency (MHz)	2593
Relative permittivity (real part)	52.50
Relative permittivity (imaginary)	14.95
Conductivity (S/m)	2.16
Variation (%)	-1.28
ConvF:	2.43

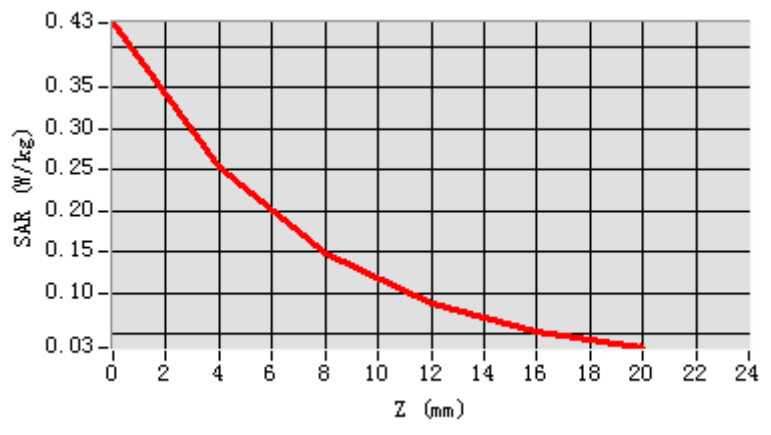


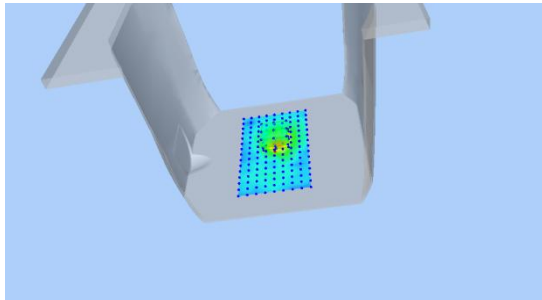
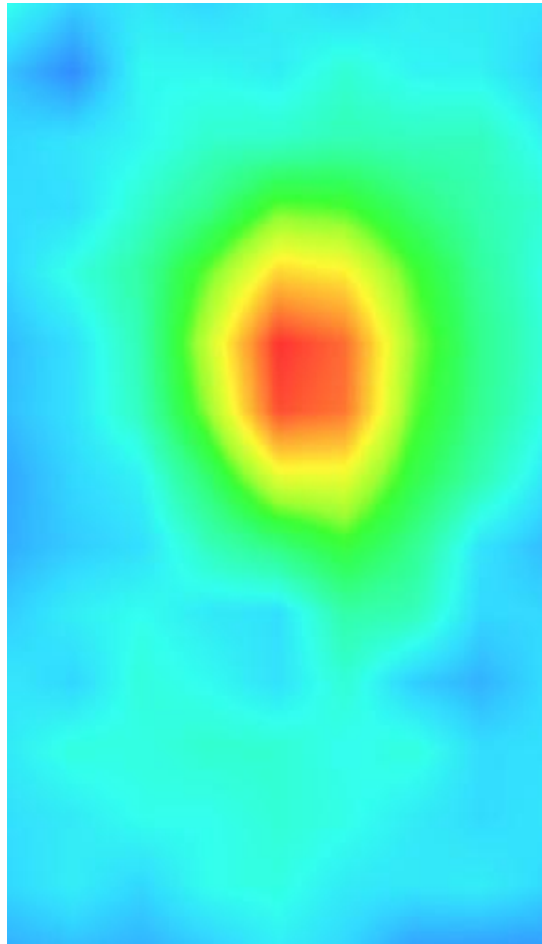
Maximum location: X=2.00, Y=15.00

SAR Peak: 0.43W/kg

SAR 10g (W/Kg)	0.112052
SAR 1g (W/Kg)	0.230607

Z (mm)	0.00	4.00	8.00	12.00	16.00
SAR (W/Kg)	0.4294	0.2539	0.1470	0.0865	0.0536



3D screen shot	Hot spot position
	

Plot 23: LTE Band66, 20MHz, Right Cheek, Middle

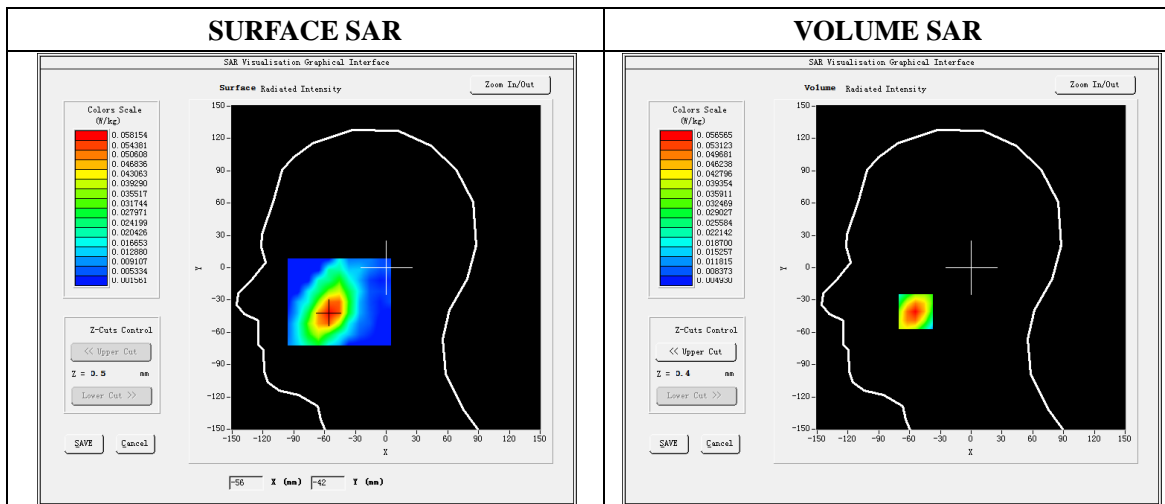
Type: Phone measurement
 Date of measurement: 05/16/2020
 Measurement duration: 22 minutes 35 seconds
 Mobile Phone IMEI number: --

A. Experimental conditions.

Area Scan	dx=8mm dy=8mm
ZoomScan	5x5x7,dx=8mm dy=8mm dz=5mm
Phantom	Validation plane
Device Position	Right Cheek
Band	LTE Band 66
Channels	132322
Signal	LTE (Duty cycle: 1:1)

B. SAR Measurement Results

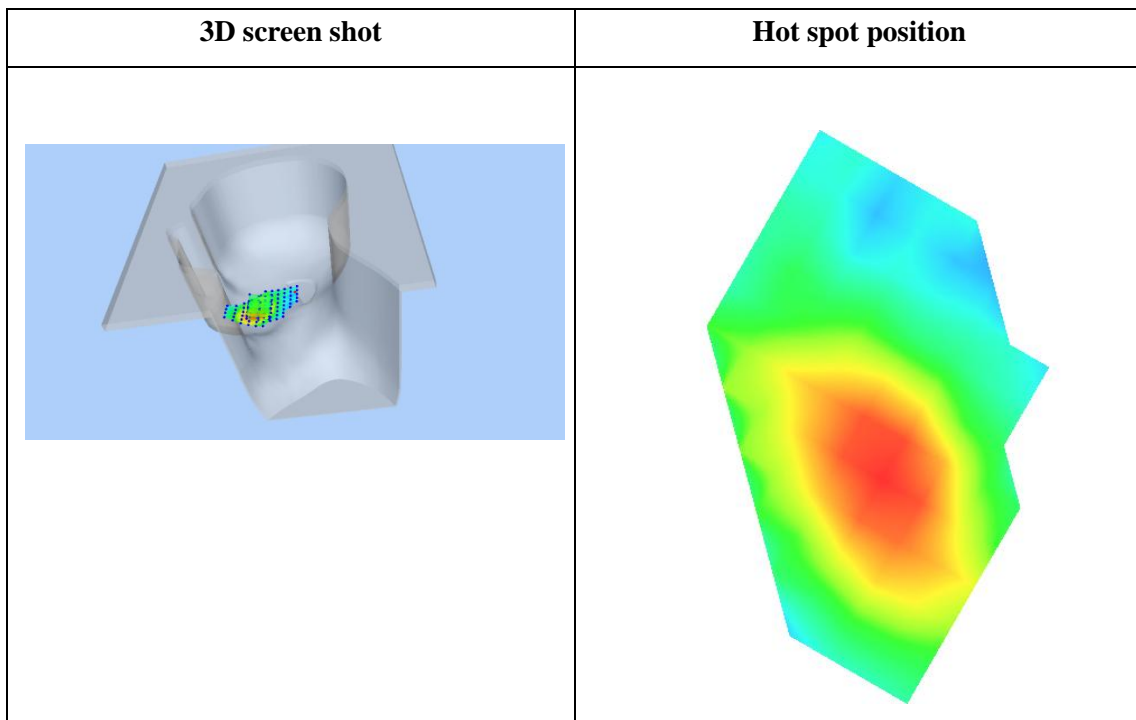
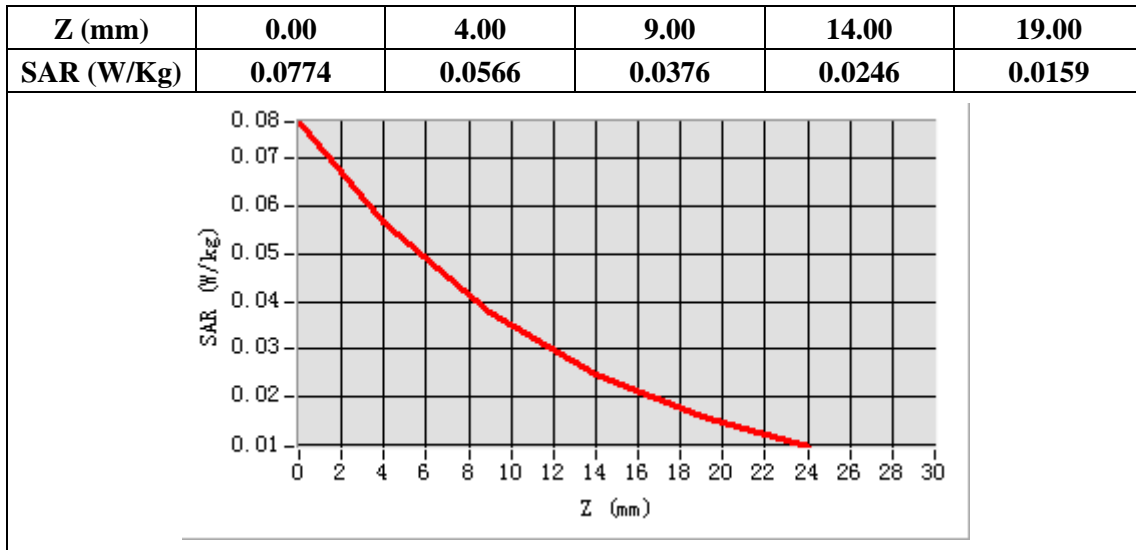
E-Field Probe	SATIMO SN_27/15_EPG0261
Frequency (MHz)	1745
Relative permittivity (real part)	40.50
Relative permittivity (imaginary)	14.10
Conductivity (S/m)	1.41
Variation (%)	-4.54
ConvF:	2.14



Maximum location: X=-54.00, Y=-41.00

SAR Peak: 0.08W/kg

SAR 10g (W/Kg)	0.034411
SAR 1g (W/Kg)	0.054721



Plot 24: LTE Band66, 20MHz, Back, Middle,10mm

Type: Phone measurement

Date of measurement: 05/16/2020

Measurement duration: 22 minutes 32 seconds

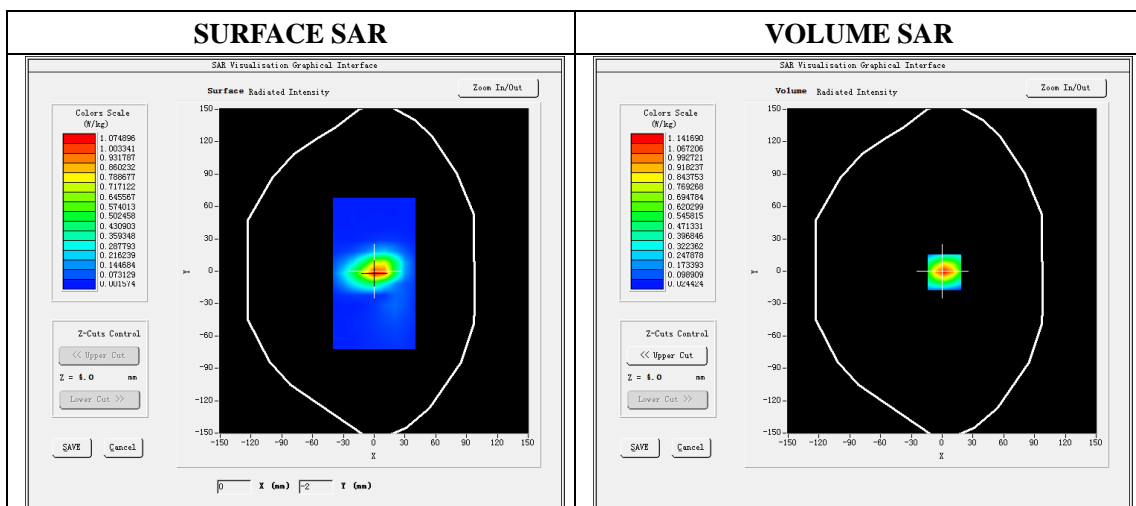
Mobile Phone IMEI number: --

A. Experimental conditions.

Area Scan	dx=8mm dy=8mm
ZoomScan	5x5x7,dx=8mm dy=8mm dz=5mm
Phantom	Validation plane
Device Position	Back
Band	LTE Band 66
Channels	132322
Signal	LTE (Duty cycle: 1:1)

B. SAR Measurement Results

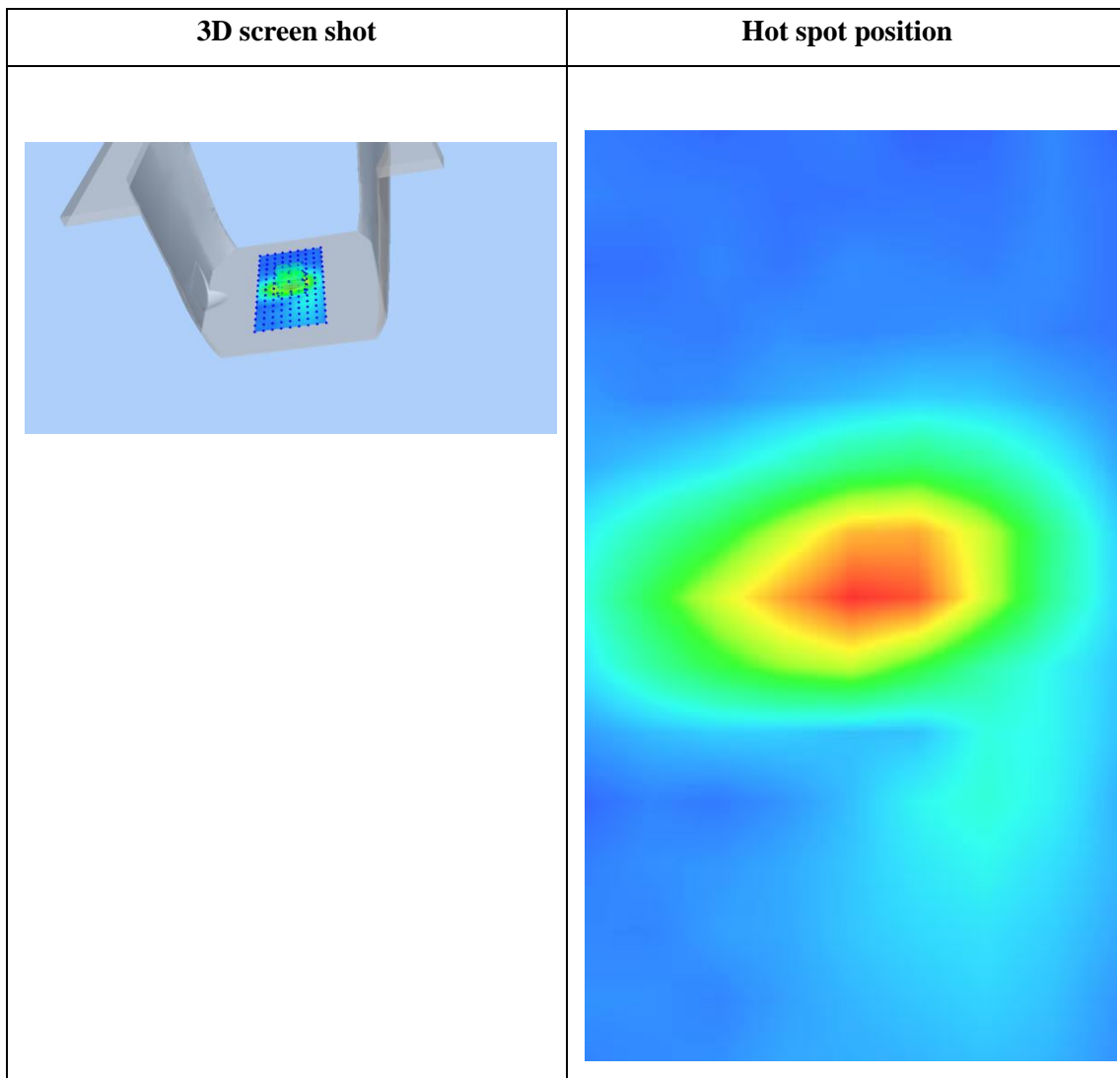
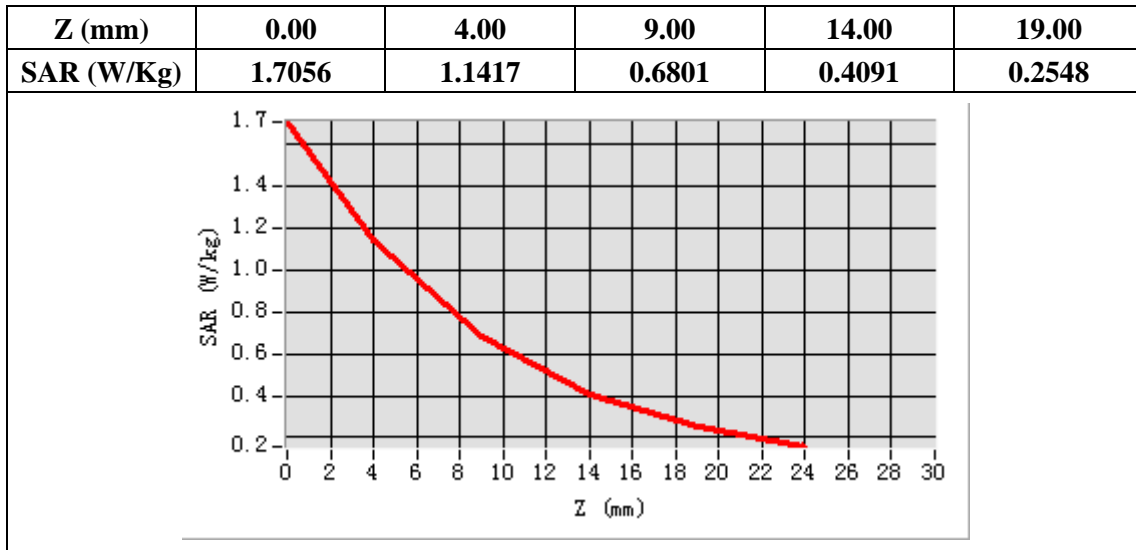
E-Field Probe	SATIMO SN_27/15_EPG0261
Frequency (MHz)	1745
Relative permittivity (real part)	53.32
Relative permittivity (imaginary)	15.40
Conductivity (S/m)	1.54
Variation (%)	0.31
ConvF:	2.22



Maximum location: X=2.00, Y=-1.00

SAR Peak: 1.71W/kg

SAR 10g (W/Kg)	0.540514
SAR 1g (W/Kg)	1.054059



Plot 25: Wi-Fi 802.11b, Left Cheek, Middle

Type: Phone measurement

Date of measurement: 05/18/2020

Measurement duration: 22 minutes 38 seconds

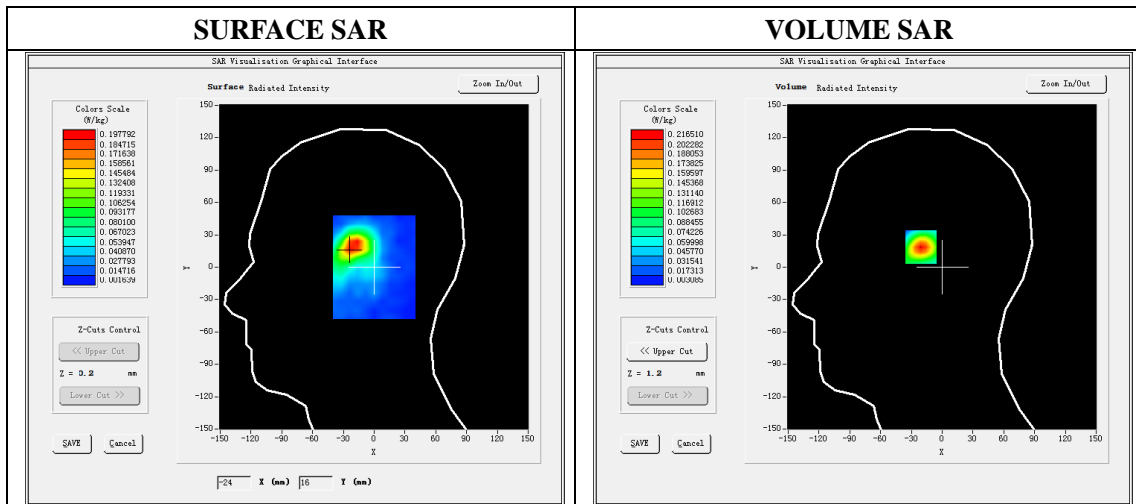
Mobile Phone IMEI number: --

A. Experimental conditions.

Area Scan	dx=5mm,dy=5mm
ZoomScan	7x7x8,dx=5mm dy=5mm dz=4mm
Phantom	Validation plane
Device Position	Left Cheek
Band	WIFI
Channels	6
Signal	DSSS (Duty cycle: 1:1)

B. SAR Measurement Results

E-Field Probe	SATIMO SN_41/18_EPG0330
Frequency (MHz)	2437
Relative permittivity (real part)	39.22
Relative permittivity (imaginary)	13.44
Conductivity (S/m)	1.83
Variation (%)	-3.88
ConvF:	2.05

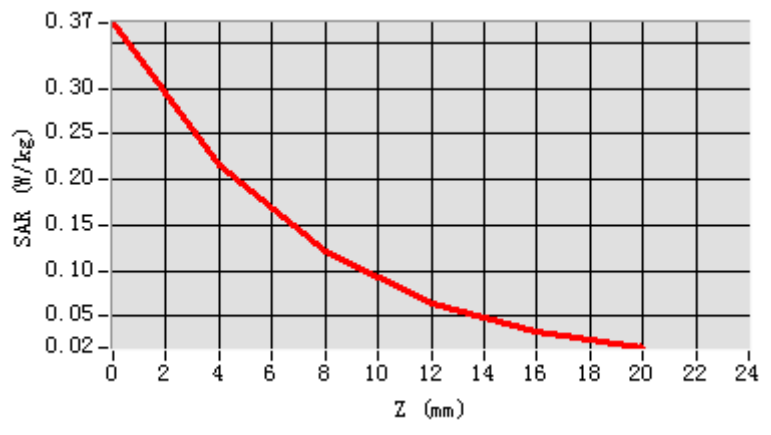


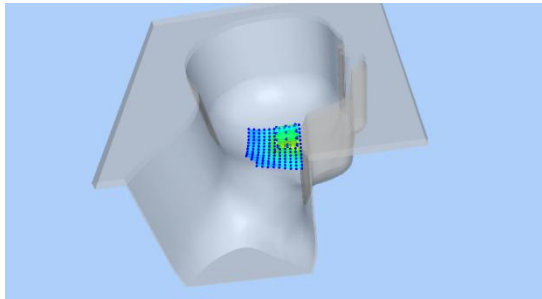
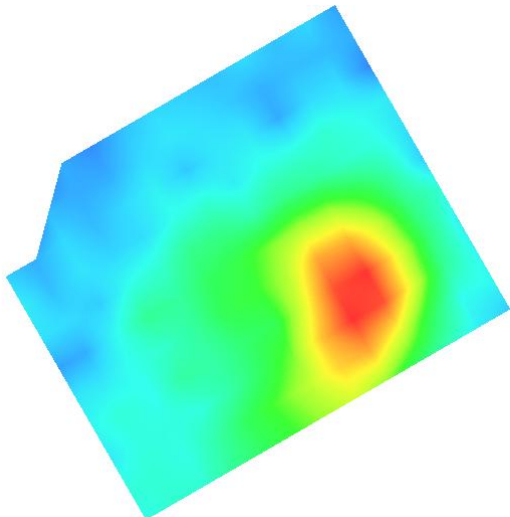
Maximum location: X=-20.00 Y=20.00

SAR Peak:0.37 W/kg

SAR 10g (W/Kg)	0.091560
SAR 1g (W/Kg)	0.194184

Z (mm)	0.00	4.00	8.00	12.00	16.00
SAR (W/Kg)	0.3716	0.2165	0.1206	0.0649	0.0339



3D screen shot	Hot spot position
	

Plot 26: Wi-Fi 802.11b, Back ,Middle, 10mm

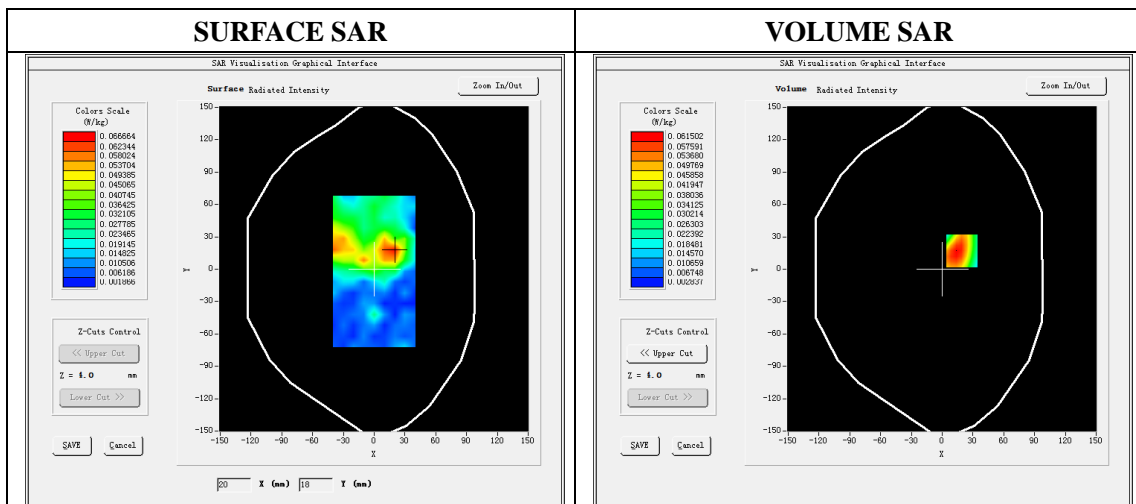
Type: Phone measurement
 Date of measurement: 05/18/2020
 Measurement duration: 22 minutes 31 seconds
 Mobile Phone IMEI number: --

A. Experimental conditions.

Area Scan	dx=5mm,dy=5mm
ZoomScan	7x7x8,dx=5mm dy=5mm dz=4mm
Phantom	Validation plane
Device Position	Back
Band	WIFI
Channels	6
Signal	DSSS (Duty cycle: 1:1)

B. SAR Measurement Results

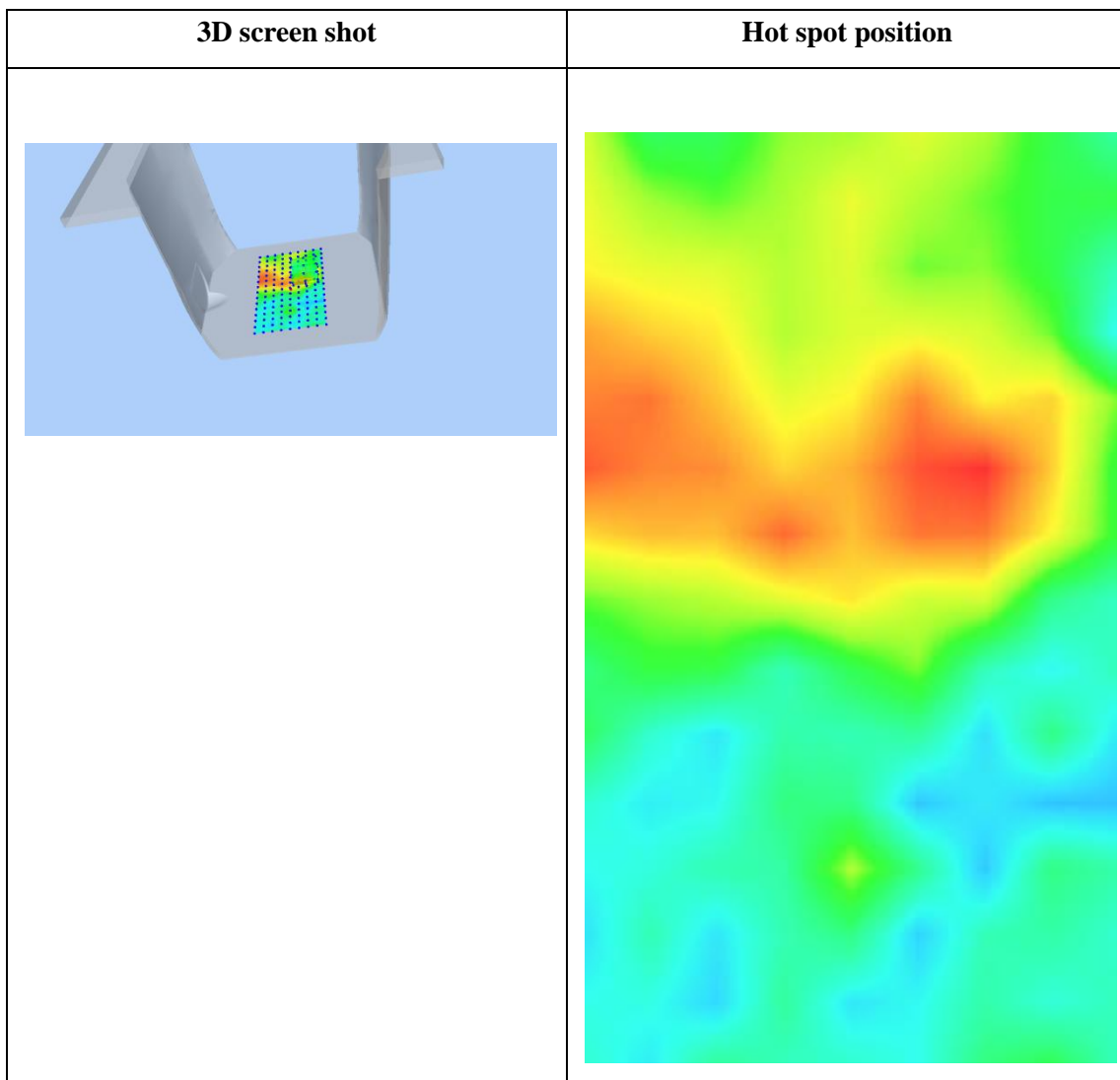
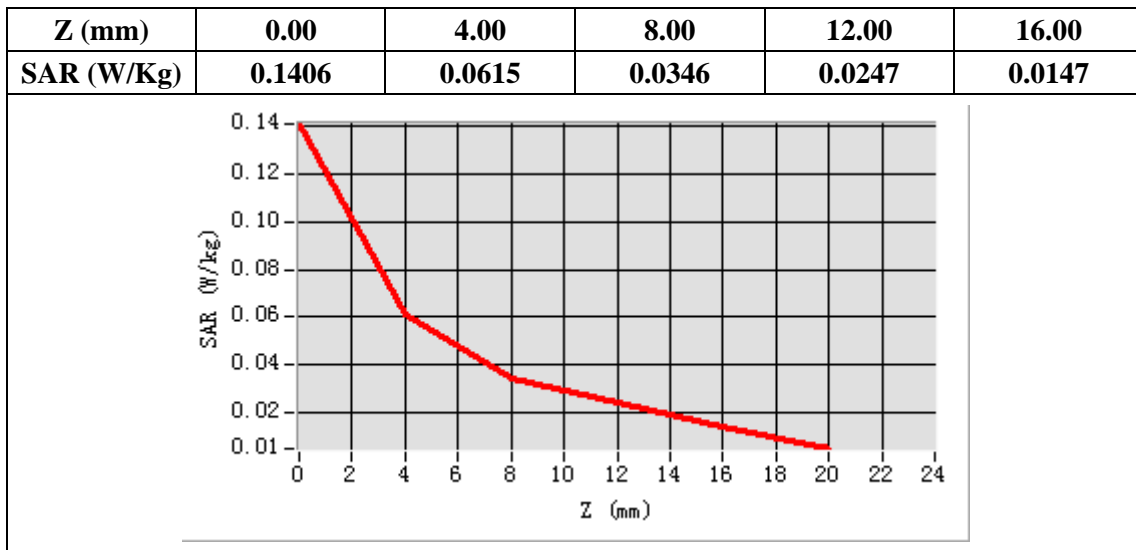
E-Field Probe	SATIMO SN_41/18_EPG0330
Frequency (MHz)	2437
Relative permittivity (real part)	52.71
Relative permittivity (imaginary)	14.47
Conductivity (S/m)	1.97
Variation (%)	-1.62
ConvF:	2.12



Maximum location: X=19.00 Y=17.00

SAR Peak: 0.12 W/kg

SAR 10g (W/Kg)	0.032188
SAR 1g (W/Kg)	0.059794



Plot 27: WIFI 5G 802.11ac(20MHZ), Left Cheek, Middle

Type: Phone measurement

Date of measurement: 05/19/2020

Measurement duration: 22 minutes 37 seconds

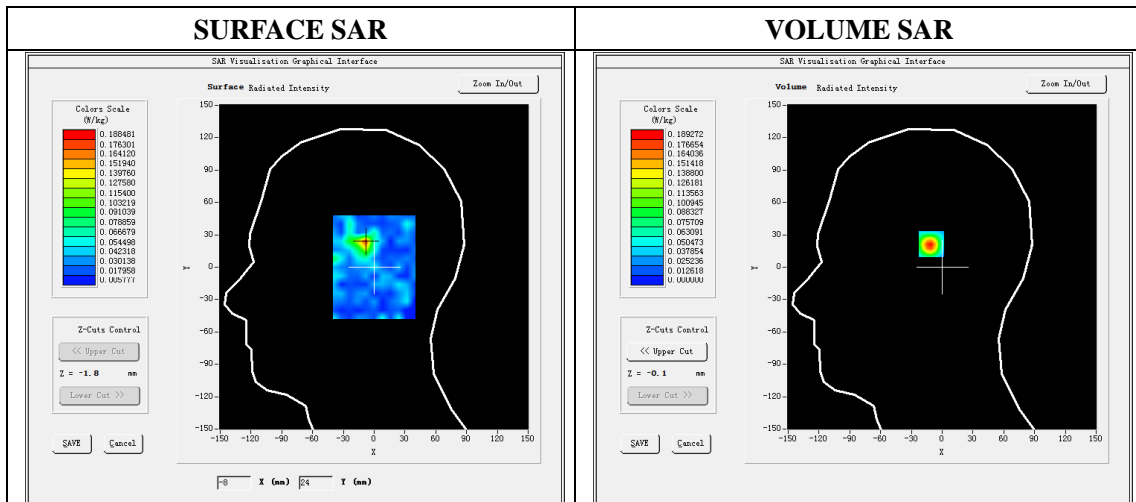
Mobile Phone IMEI number: --

A. Experimental conditions.

Area Scan	dx=4mm,dy=4mm
ZoomScan	7x7x12,dx=4m, dy=4mm, dz=2mm
Phantom	Validation plane
Device Position	Left Cheek
Band	WIFI 5G
Channels	149
Signal	OFDM (Duty cycle: 1:1)

B. SAR Measurement Results

E-Field Probe	SATIMO SN_41/18_EPG0330
Frequency (MHz)	5745
Relative permittivity (real part)	36.01
Relative permittivity (imaginary)	16.17
Conductivity (S/m)	4.67
Variation (%)	-0.52
ConvF:	2.15

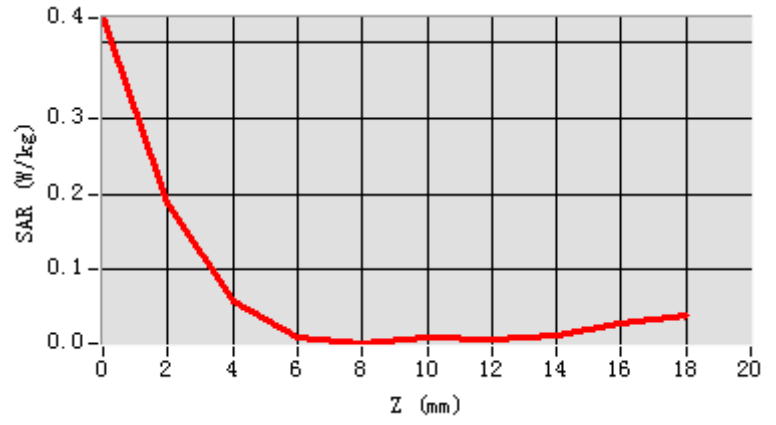


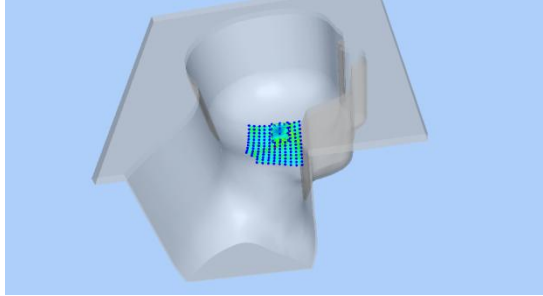
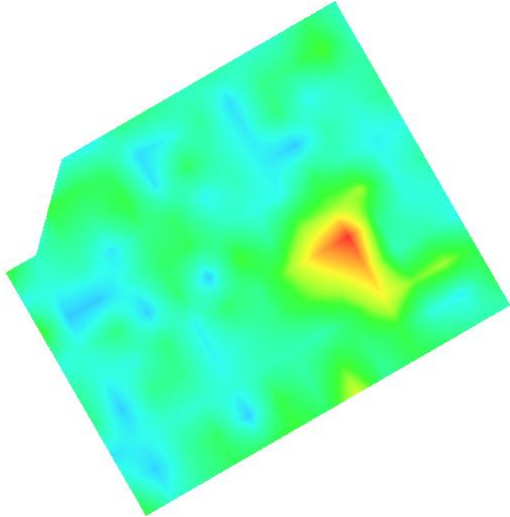
Maximum location: X=-9.00 Y=23.00

SAR Peak: 0.84 W/kg

SAR 10g (W/Kg)	0.068305
SAR 1g (W/Kg)	0.220922

Z (mm)	0.00	2.00	4.00	6.00	8.00	10.00	12.00	14.00	16.00
SAR (W/Kg)	0.4328	0.1893	0.0586	0.0106	0.0019	0.0089	0.0079	0.0120	0.0272



3D screen shot	Hot spot position
	

Plot 28: WIFI 5G 802.11ac(20MHz), Back, Middle,10mm

Type: Phone measurement

Date of measurement: 05/19/2020

Measurement duration: 22 minutes 34 seconds

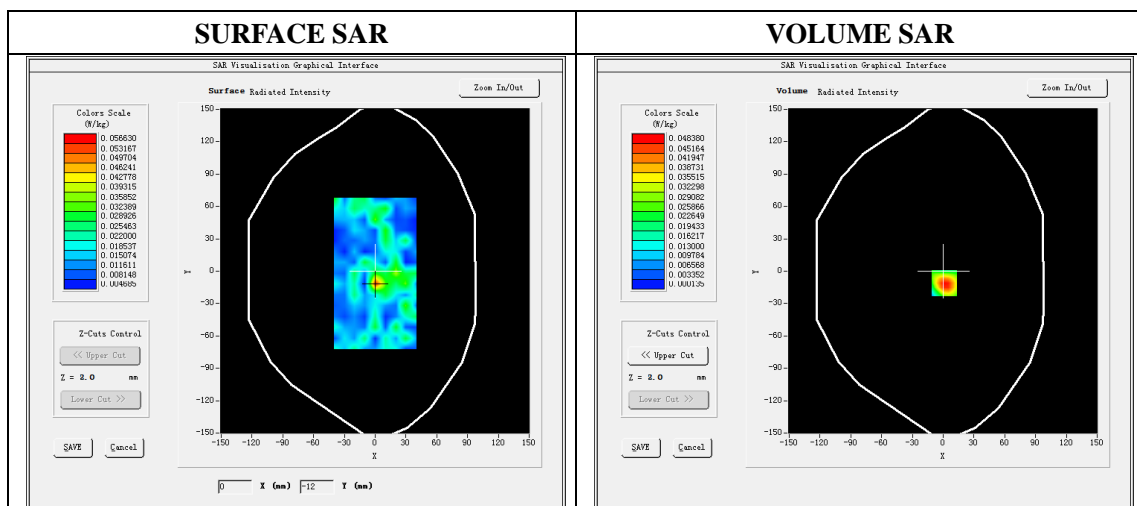
Mobile Phone IMEI number: --

A. Experimental conditions.

Area Scan	dx=4mm,dy=4mm
ZoomScan	7x7x12,dx=4m, dy=4mm, dz=2mm
Phantom	Validation plane
Device Position	Back
Band	WIFI 5G
Channels	149
Signal	OFDM (Duty cycle: 1:1)

B. SAR Measurement Results

E-Field Probe	SATIMO SN_41/18_EPG0330
Frequency (MHz)	5745
Relative permittivity (real part)	49.03
Relative permittivity (imaginary)	18.38
Conductivity (S/m)	5.31
Variation (%)	1.29
ConvF:	2.21

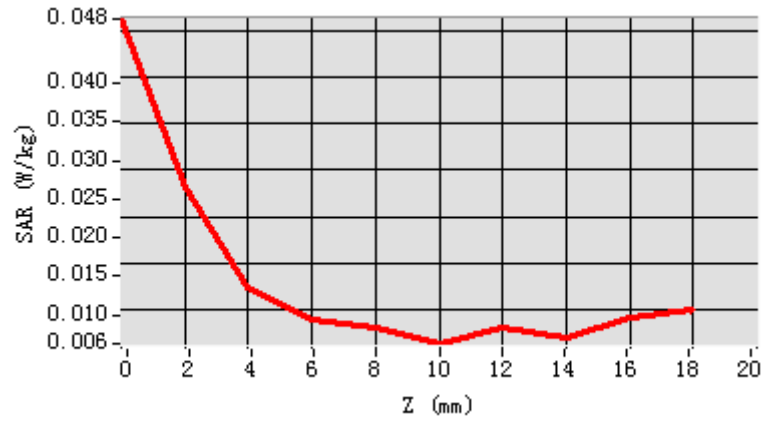


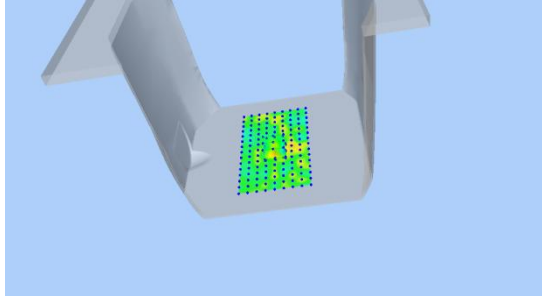
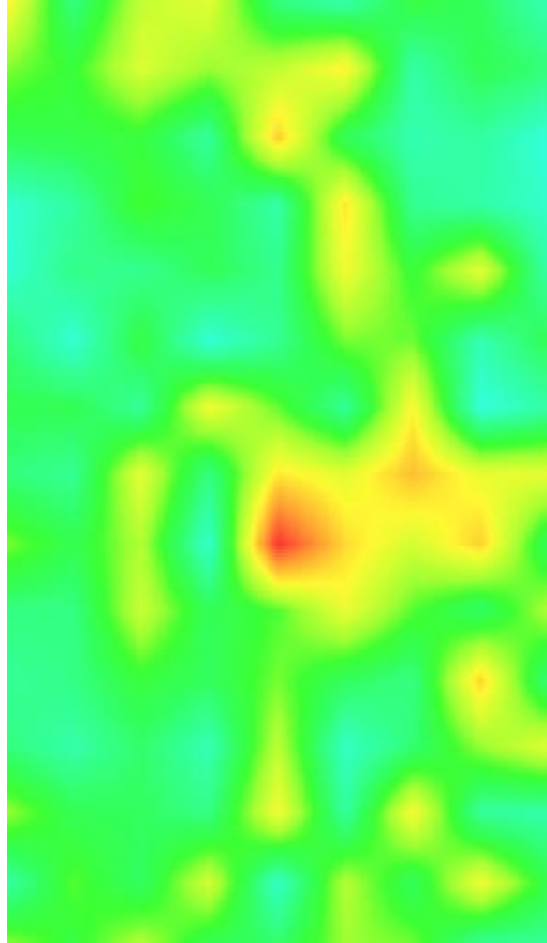
Maximum location: X=1.00 Y=-11.00

SAR Peak: 0.08 W/kg

SAR 10g (W/Kg)	0.024612
SAR 1g (W/Kg)	0.045465

Z (mm)	0.00	2.00	4.00	6.00	8.00	10.00	12.00	14.00	16.00
SAR (W/Kg)	0.0182	0.0484	0.0471	0.0451	0.0148	0.0063	0.0257	0.0190	0.0208



3D screen shot	Hot spot position
	

Plot 29: BT, Left Cheek, Middle

Type: Phone measurement

Date of measurement: 05/18/2020

Measurement duration: 22 minutes 40 seconds

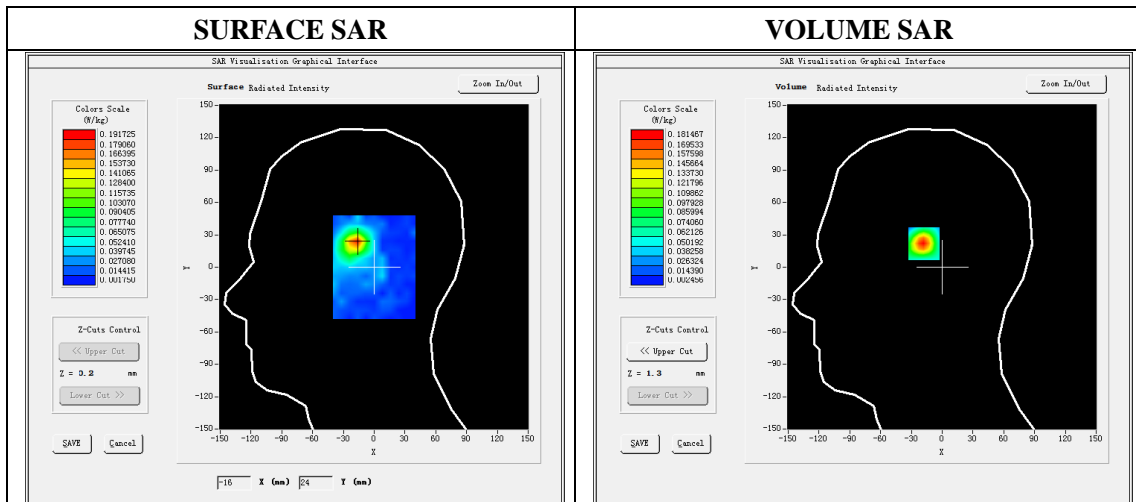
Mobile Phone IMEI number: --

A. Experimental conditions.

Area Scan	dx=5mm,dy=5mm
ZoomScan	7x7x8,dx=5mm dy=5mm dz=4mm
Phantom	Validation plane
Device Position	Left Cheek
Band	BT
Channels	39
Signal	GFSK (Duty cycle: 1:1)

B. SAR Measurement Results

E-Field Probe	SATIMO SN_41/18_EPG0330
Frequency (MHz)	2441
Relative permittivity (real part)	39.22
Relative permittivity (imaginary)	13.44
Conductivity (S/m)	1.83
Variation (%)	1.64
ConvF:	2.05

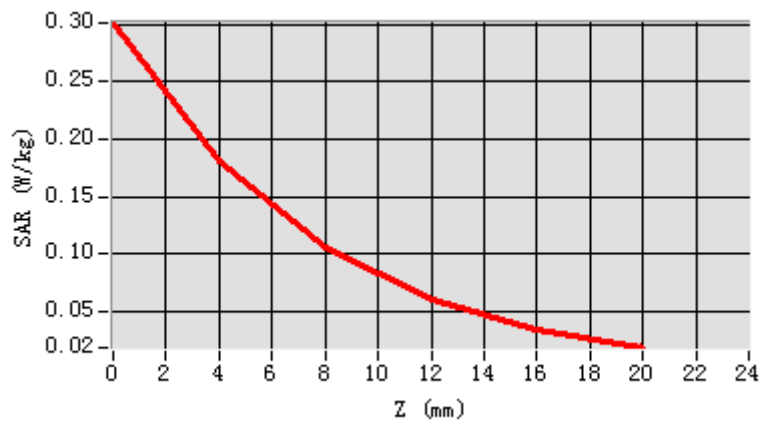


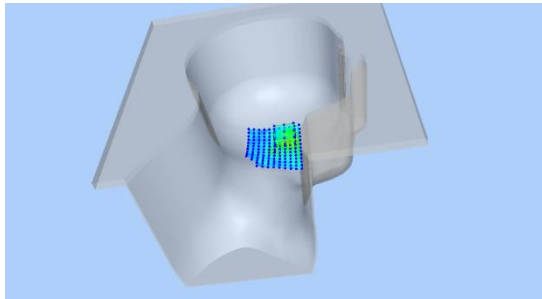
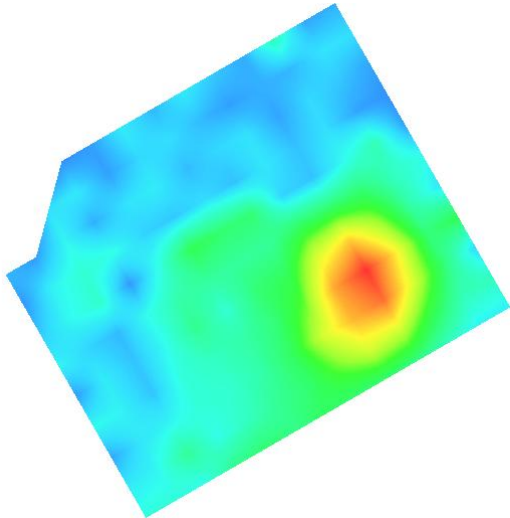
Maximum location: X=-17.00 Y=23.00

SAR Peak:0.30 W/kg

SAR 10g (W/Kg)	0.078344
SAR 1g (W/Kg)	0.162283

Z (mm)	0.00	4.00	8.00	12.00	16.00
SAR (W/Kg)	0.3011	0.1815	0.1059	0.0608	0.0347



3D screen shot	Hot spot position
	

Plot 30:BT, Back ,Middle, 10mm

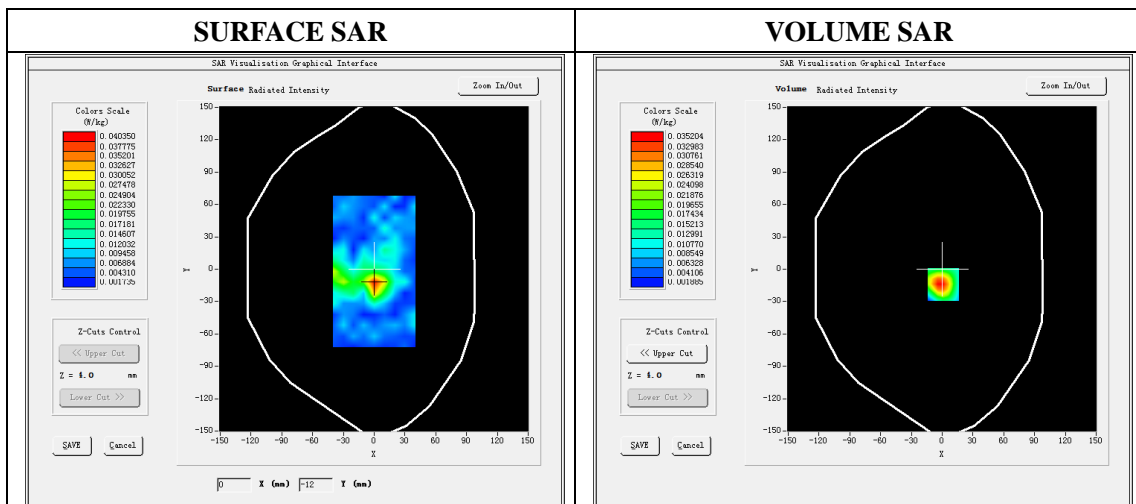
Type: Phone measurement
 Date of measurement: 05/18/2020
 Measurement duration: 22 minutes 41 seconds
 Mobile Phone IMEI number: --

A. Experimental conditions.

Area Scan	dx=5mm,dy=5mm
ZoomScan	7x7x8,dx=5mm dy=5mm dz=4mm
Phantom	Validation plane
Device Position	Back
Band	BT
Channels	39
Signal	GFSK (Duty cycle: 1:1)

B. SAR Measurement Results

E-Field Probe	SATIMO SN_41/18_EPG0330
Frequency (MHz)	2441
Relative permittivity (real part)	52.71
Relative permittivity (imaginary)	14.47
Conductivity (S/m)	1.97
Variation (%)	-2.66
ConvF:	2.12



Maximum location: X=1.00 Y=-14.00

SAR Peak: 0.05 W/kg

SAR 10g (W/Kg)	0.018673
SAR 1g (W/Kg)	0.033079

