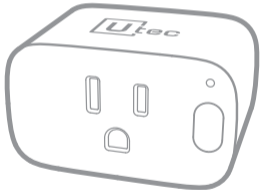


Smart Plug User Guide (v2.0)



First, a word about privacy.

Before using all U-tec products, please read all applicable terms, rules, policies and usage provisions found at www.u-tec.com/company/privacy.

By using your device, you agree to be bound by the U-tec Privacy Policy.

What's in the Box

1x Smart Plug

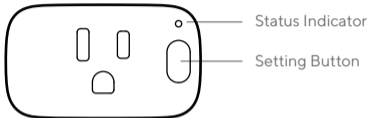
1x Quick Guide

Need Help?

For technical documents and more

Please visit <https://support.u-tec.com>

Product Outline



Setting Button

Power Switch Press to turn the smart plug ON or OFF. If the Child Mode is enabled in App, the Power Switch will be disabled.

Reset Press and hold the Button for about 5 seconds and release it, the indicator flashes green slowly.

Status Indicator

Flashing green slowly

The plug is waiting for your setting. If you don't set it up in 5 minutes, it will come into Standalone Mode and power off.

Solid green

The plug loses WiFi connection in Smart Mode.
The plug is ON in Standalone Mode.

Flashing green and blue

The plug is in Child Mode.

Solid blue The plug is ON and connects to WiFi successfully in Smart Mode.

Light goes off

The plug is OFF in all Mode or you turn off the indicator in App.

Working Mode

Power ON/OFF by

U-tec App

Setting Button

Smart Mode



Child Mode



Standalone Mode



Technical Specifications

Model

UP01

Input

100-130V~, 60Hz, 15A

Output

120V~, 15A Maximum load

Communication

WiFi 802.11 b/g/n 2.4 GHz

Bluetooth 5.0 Mesh

Operating Temperature

-4°F - 104°F / -20°C - 40°C

Operating Humidity:

< 95%

Weather resistant

Indoor Use Only

Online User Guide



Scan QR code to view the User Guide or
view: www.u-tec.com/power/plug/guide

Use it in Smart Mode



Search "U-tec" in APP Store (iOS) or Google Play (Android) and download App.



Scan QR code to download the App

1. Get U-tec App Ready



1.1 Search "U-tec" in APP Store (iOS) or Google Play (Android)

1.2 Download App



1.3 Create Account and Log in

2. Add New Smart Plug Device

Select the "+" icon in the App main interface to add the new device, then follow the App instructions to finish the setup process.



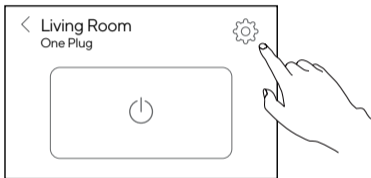
Power ON/ OFF

Control by App

Press Setting Button

Use it in Child Mode

Go to the setting page and enable the Child Lock.



Power ON/ OFF

Only control by App.

Use it in Standalone Mode

Please press the Setting Button for 5 seconds to reset the smart plug. **Don't set it up by App.** Just use it as a common plug.

Power ON/OFF

Only by Setting Button.

More Ways to Control

Smart Plug also supports working with Amazon Alexa, Google Assistant, IFTTT, and SmartTings when the device is set up in the U-tec App.

FCC compliance information statement

This equipment has been tested and found to comply with the limits for a Class B digital device, pursuant to part 15 of the FCC Rules. These limits are designed to provide reasonable protection against harmful interference in a residential installation. This equipment generates, uses and can radiate radio frequency energy and, if not installed and used in accordance with the instructions, may cause harmful interference to radio communications.

However, there is no guarantee that interference will not occur in a particular installation. If this equipment does cause harmful interference to radio or television reception, which can be determined by turning the equipment off and on, the user is encouraged to try to correct the interference by one or more of the following measures:

- Increase the separation between the equipment and receiver.
- Connect the equipment into an outlet on a circuit different from that to which the receiver is connected.
- Consult the dealer or an experienced radio/ TV technician for help.

This device complies with part 15 of the FCC Rules. Operation is subject to the following two conditions:

1. This device may not cause harmful interference.
2. This device must accept any interference received, including interference that may cause undesired operation.

Any changes or modifications not expressly approved by the party responsible for compliance could void the user's authority to operate the equipment.

Note: The manufacturer is not responsible for any radio or TV interference caused by unauthorized modifications to this equipment. Such modifications could void the user's authority to operate the equipment.

FCC RF Radiation Exposure Statement

This equipment complies with FCC RF radiation exposure limits set forth for an uncontrolled environment.

This device and its antenna must not be co-located or operating in conjunction with any other antenna or transmitter.

To comply with FCC RF exposure compliance requirements, this grant is applicable to only Mobile Configurations. The antennas used for this transmitter must be installed to provide a separation distance of at least 20 cm from all persons and must not be co-located or operating in conjunction with any other antenna or transmitter.

We, U-tec Group Inc., have determined that the equipment shown above has been shown to comply with the applicable technical standards, FCC part 15. There is no unauthorized change made to the equipment and the equipment is properly maintained and operated.

Canadian Compliance Statement

This device complies with Industry Canada license-exempt RSSs. Operation is subject to the following two conditions:

1. This device may not cause interference, and
2. This device must accept any interference, including interference that may cause undesired operation of the device.

Radiation Exposure Statement:

This equipment complies with IC radiation exposure limits set forth for an uncontrolled environment. This equipment should be installed and operated with a minimum distance of 20cm between the radiator & your body.

Industry Canada Statement

CAN ICES-3 (B)/NMB-3(B)



FCC ID :1234567890ASDF

Safety Information

IC ID : 1234567890ASDF

Keep the device away from water, fire, humidity or hot environments.

- Do not attempt to disassemble, repair, or modify the device.
 - Do not use the device where wireless devices are not allowed.
- Please read and follow the above safety information when operating the device. We cannot guarantee that no accidents or damage will occur due to improper use of the device. Please use this product with care and operate at your own risk.



© 2023 U-tec Group Inc. U-tec brands and products are trademarked and protected under law in the United States. Unauthorized use is prohibited.