



KYOCERA AVX Components Corporation

1 AVX Boulevard
Fountain Inn, SC 29644 USA
Phone: +1 (864) 967-2150
Website: <https://www.kyocera-avx.com>

UL2109-19 WIFI Antenna Datasheet

Customer	Anviz
Customer Code	
Project	UL2109-19
PN	4007552
Type	FPC+CABLE
Date	2024-03-14
Version	
Editor	Quincy Yang Lenny Zhang
Approve	

Customer Approve



KYOCERA AVX Components Corporation

1 AVX Boulevard
Fountain Inn, SC 29644 USA
Phone: +1 (864) 967-2150
Website: <https://www.kyocera-avx.com>

Contents

1. Project Brief	3
2. Antenna Specification	3
3. Device Pictures	3
4. Test Environment	4
5. Antenna Picture	4
6. Matching Network	5
7. Return Loss	5
8. Efficiency	6
9. Drawing	6

1. Project Brief

ANTENNA Required Bands

WIFI antenna	2.4~2.483Ghz
--------------	--------------

2. Antenna Specification

Band	Frequency(MHz)	S11(dB)
824 – 960 MHz	824	-1.9
	960	-1.2
1710 – 2170 MHz	1710	-2.4
	1990	-2.2
	2170	-2.0
2300 – 2690 MHz	2300	-2.4
	2500	-6.0
	2690	-3.8

3. Device Pictures



4. Test Environment

Agilent E5071C VNA is used to test return loss. Satimo Starlab 3D near field chamber is used to test antenna efficiency and radiation pattern. The test coordinate system is shown in Figure1.

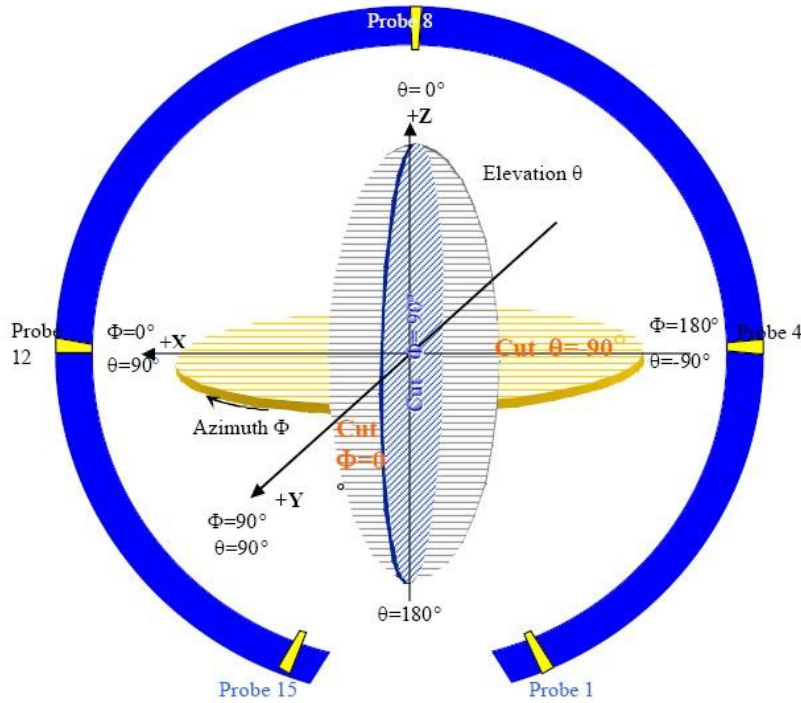


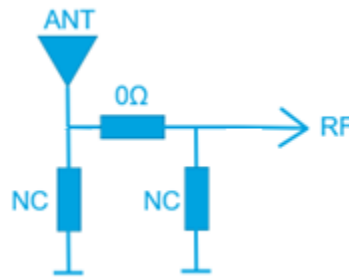
Figure1 Test Coordinate System of 3D Chamber

5. Antenna Picture

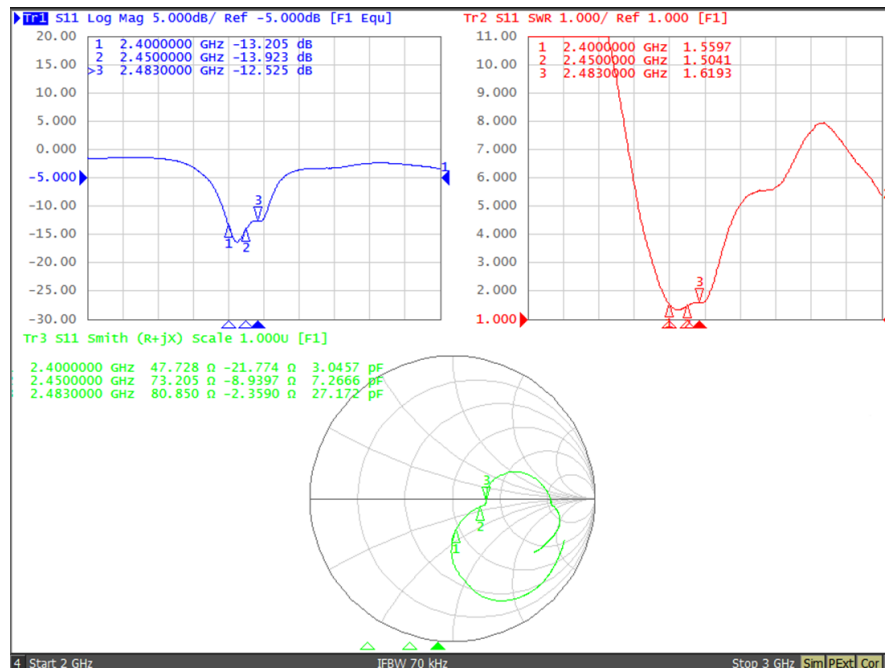


6. Matching Network

In order to assure the best performance of the antenna, the matching will be evaluated in free space and in talk position. The antenna will comply with the Electrical Specification requirements, as set out below, while mounted on the handset containing the PCB. The handset and PCB are to be provided by the customer and should be representative of the latest design version of all parts. Any modifications in the handset or PCB can affect the performance of the antenna and should be discussed with Ethertronics to determine the effect of such changes on the antenna performance and delivery requirements.



7. Return Loss, VSWR, Smith Chart





KYOCERA AVX Components Corporation

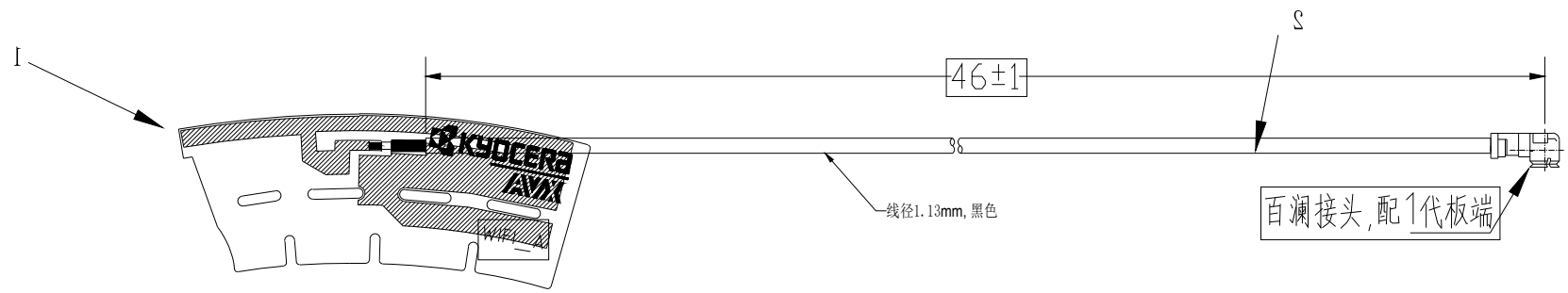
1 AVX Boulevard
Fountain Inn, SC 29644 USA
Phone: +1 (864) 967-2150
Website: <https://www.kyocera-avx.com>

8. Efficiency

Frequency	Efficiency	Efficiency. dB	Gain . dB
2400	55.0%	-2.60	1.95
2410	56.7%	-2.47	2.11
2420	56.8%	-2.46	2.30
2430	54.7%	-2.62	2.17
2440	54.5%	-2.63	2.15
2450	49.8%	-3.03	1.93
2460	54.8%	-2.61	2.49
2470	53.4%	-2.72	2.41
2480	52.7%	-2.78	2.18
2490	54.5%	-2.64	2.34
2500	51.9%	-2.85	1.84
AVG	54.1%	-2.67	2.17

9. Drawing

REVISION	ECO#	REVISION NOTE	AUTHOR	DATE



2	4007553	ANS001_WIFI_ANT_CABLE	I	A
1	4007554	ANS001_WIFI_ANT_FPC	I	A
ITEM	PART NAME	DESCRIPTION	QTY	Revision

- 注:
1. 组件应当符合所有3d数据;
 2. 组件:参考图档标识;
 3. 组装后无明显外观不良;
 4. 需通过ET品质部门要求的各项测试;
 5. 零件标记:按指定位置;
 6. 尺寸要求:
 - 6.1. ST尺寸:测量最小量为500中选取的任意35个产品的尺寸作cpk分析;
 - 6.2. * 尺寸为重点管控尺寸;
 7. 首批样品:随机挑选5pcs做全尺寸测量, 报告及样品需转递ET品质部;
 8. 任何用料上的修改必须通过ET工程部门的书面同意;
 9. 产品必须符合EU DIRECTIVE 2002/95/EC (RoHS)的要求,及无卤素要求;

GENERAL TOLERANCE TABLE				ETHERTRONICS		FLOOR 7, NO.3065, JINSHAJIANG RD, SHANGHAI 201824	
LINEAR		ANGULAR		PROPRIETARY NOTICE: ALL INFORMATION CONTAINED IN OR DISCLOSED BY THIS DOCUMENT IS CONSIDERED THE PROPERTY OF, AND PROPRIETARY TO ETHERTRONICS. ALL DESIGNS, USES, REPRODUCTIONS, AND COMMUNICATION OF THIS INFORMATION TO OTHERS IS PROHIBITED PRIOR TO WRITTEN CONSENT.			
DIVISION	TOLERANCE	DIVISION	TOLERANCE	MECHANICAL ENGINEER	DATE	TITLE	
0-10	±0.05	0-5°	±0.5°	Lenny	2024.03.15	ANS001_WIFI_FPC_ANT_ASM	
10-50	±0.10	5-20°	±1°	RF ENGINEER	DATE	DWG #	
50-80	±0.15	20-90°	±1.5°	QC ENGINEER	DATE	4007552	
>80	±0.2			ME TEAM LEADER	DATE	NUMBER OF SHEETS	REVISION
THIRD ANGLE PROJECTION				Tony Pan	2024.03.15	1 of 1	A
UNIT	SCALE	SIZE	ME TEAM LEADER	DATE	NUMBER OF SHEETS	REVISION	RELEASE LEVEL
MM	1:1	A4			1 of 1	A	WIP