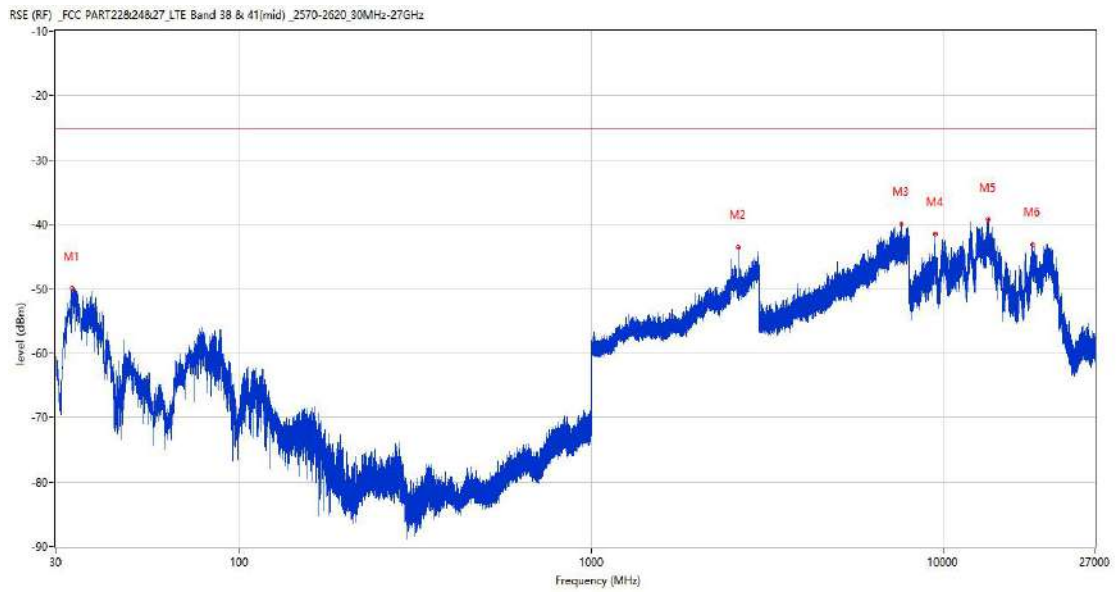


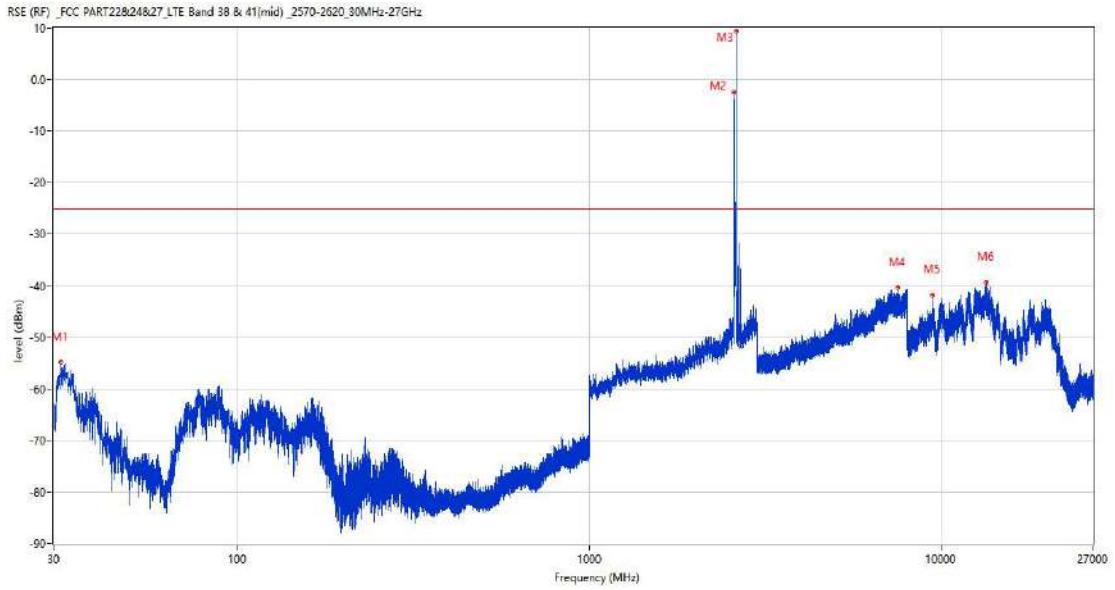
RSE-V&HCH39750 20M RB1 LOW CH39948 20M RB1 HIGH



Frequency (MHz)	Result (dBm)	Factor (dB)	PK Limit (dBm)	Margin (dB)	Table (o)	ANT	EUT	Verdict
33.346	-49.93	-23.25	-25.0	24.93	121.00	Vertical	Horizontal	Pass
2610.400	-43.52	5.43	-25.0	18.52	1.00	Vertical	Horizontal	N/A
7590.750	-39.91	14.04	-25.0	14.91	190.00	Vertical	Horizontal	Pass
9468.225	-41.46	11.15	-25.0	16.46	360.00	Vertical	Horizontal	Pass
13396.013	-39.26	16.97	-25.0	14.26	360.00	Vertical	Horizontal	Pass
17972.437	-43.21	13.53	-25.0	18.21	360.00	Vertical	Horizontal	Pass

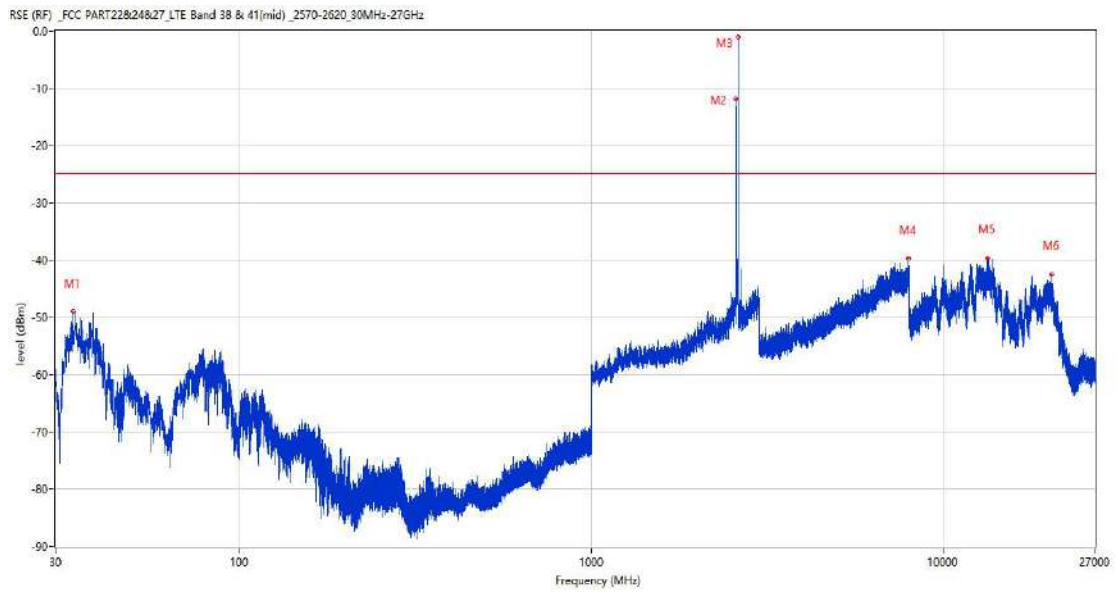
27.5 CA_41C 20MHz+20MHz, QPSK,Middle Channel

RSE-H&HCH40521 20M RB1 LOW CH40719 20M RB1 HIGH



Frequency (MHz)	Result (dBm)	Factor (dB)	PK Limit (dBm)	Margin (dB)	Table (o)	ANT	EUT	Verdict
31.455	-54.82	-21.81	-25.0	29.82	141.00	Horizontal	Horizontal	Pass
2575.000	-2.47	7.37	-25.0	-22.53	1.00	Horizontal	Horizontal	N/A
2612.700	9.47	5.32	-25.0	-34.47	294.00	Horizontal	Horizontal	N/A
7524.750	-40.30	13.39	-25.0	15.30	53.00	Horizontal	Horizontal	Pass
9448.037	-41.73	11.68	-25.0	16.73	238.00	Horizontal	Horizontal	Pass
13406.513	-39.25	16.87	-25.0	14.25	3.00	Horizontal	Horizontal	Pass

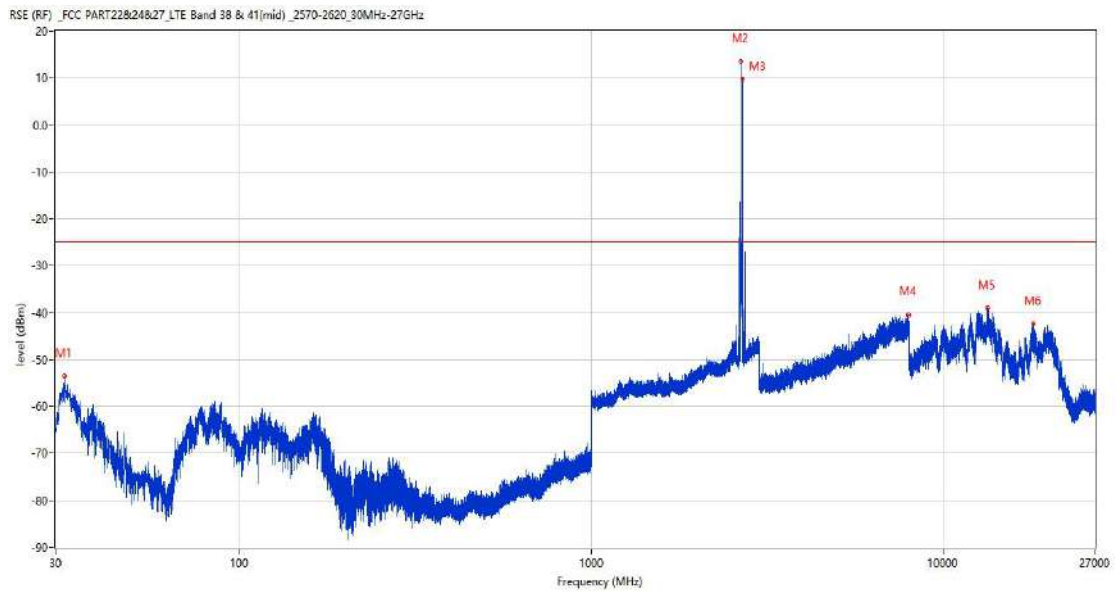
RSE-V&HCH40521 20M RB1 LOW CH40719 20M RB1 HIGH



Frequency (MHz)	Result (dBm)	Factor (dB)	PK Limit (dBm)	Margin (dB)	Table (o)	ANT	EUT	Verdict
33.638	-49.01	-22.87	-25.0	24.01	2.00	Vertical	Horizontal	Pass
2575.000	-11.90	7.37	-25.0	-13.10	338.00	Vertical	Horizontal	N/A
2612.600	-1.02	5.33	-25.0	-23.98	2.00	Vertical	Horizontal	N/A
7949.000	-39.71	15.10	-25.0	14.71	238.00	Vertical	Horizontal	Pass
13379.474	-39.66	16.82	-25.0	14.66	360.00	Vertical	Horizontal	Pass
20376.001	-42.60	12.97	-25.0	17.60	1.00	Vertical	Horizontal	Pass

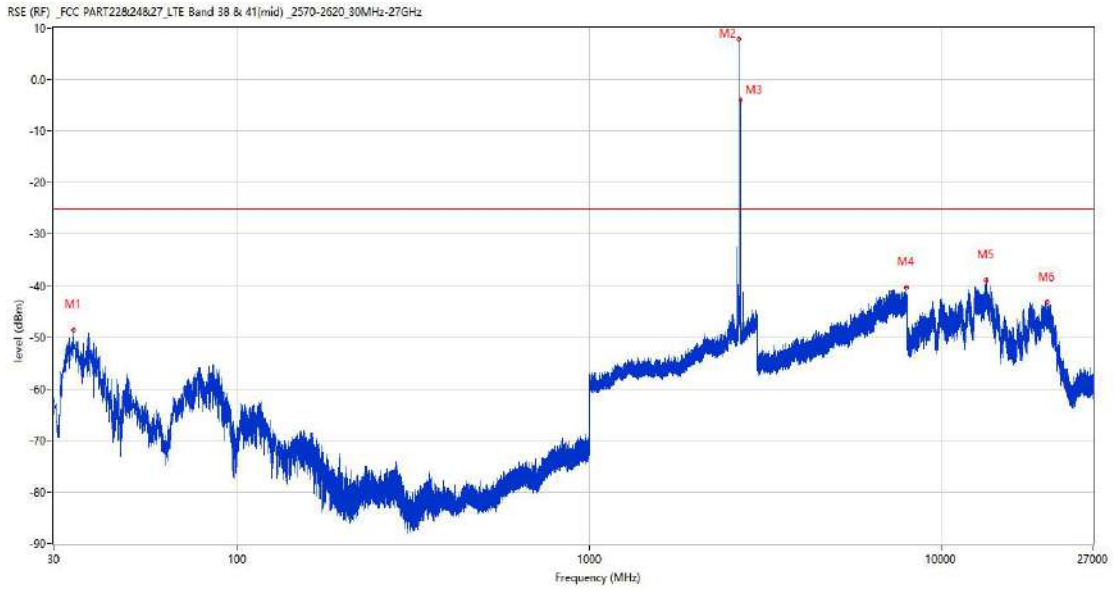
27.6 CA_41C 20MHz+20MHz, QPSK, High Channel

RSE-H&H CH41292 20M RB1 LOW CH41490 20M RB1 HIGH



Frequency (MHz)	Result (dBm)	Factor (dB)	PK Limit (dBm)	Margin (dB)	Table (o)	ANT	EUT	Verdict
31.698	-53.55	-22.72	-25.0	28.55	153.00	Horizontal	Horizontal	Pass
2652.100	13.53	6.83	-25.0	-38.53	1.00	Horizontal	Horizontal	N/A
2689.700	9.82	6.01	-25.0	-34.82	252.00	Horizontal	Horizontal	N/A
7936.750	-40.39	14.75	-25.0	15.39	352.00	Horizontal	Horizontal	Pass
13380.525	-39.09	16.83	-25.0	14.09	49.00	Horizontal	Horizontal	Pass
17999.475	-42.34	12.86	-25.0	17.34	122.00	Horizontal	Horizontal	Pass

RSE-V&H CH41292 20M RB1 LOW CH41490 20M RB1 HIGH

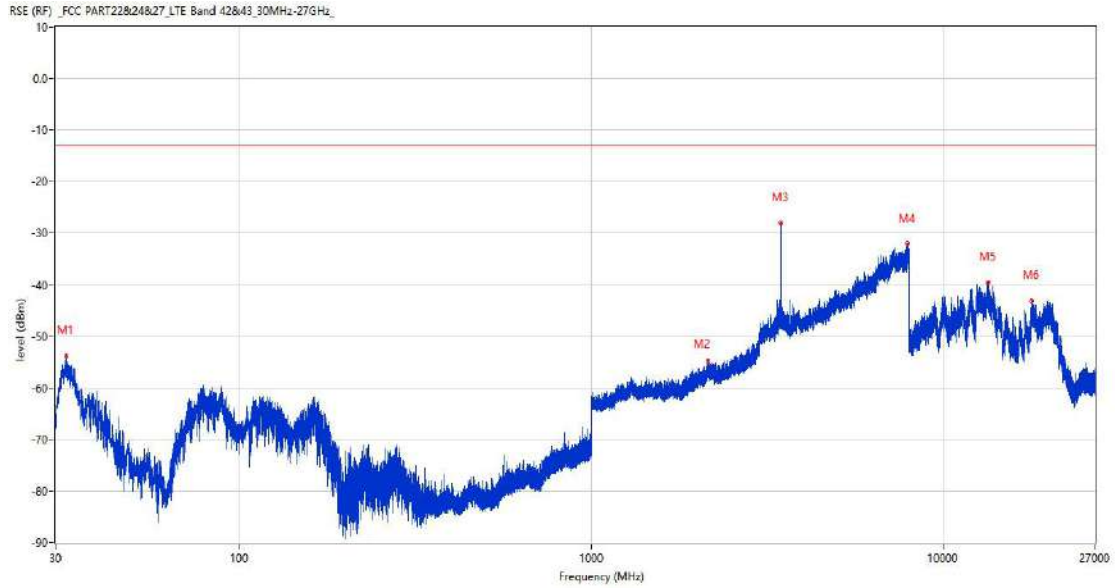


Frequency (MHz)	Result (dBm)	Factor (dB)	PK Limit (dBm)	Margin (dB)	Table (o)	ANT	EUT	Verdict
34.219	-48.50	-22.38	-25.0	23.50	69.00	Vertical	Horizontal	Pass
2652.000	7.89	6.84	-25.0	-32.89	360.00	Vertical	Horizontal	N/A
2689.600	-3.98	6.00	-25.0	-21.02	360.00	Vertical	Horizontal	N/A
7952.000	-40.24	15.09	-25.0	15.24	98.00	Vertical	Horizontal	Pass
13395.488	-38.88	16.97	-25.0	13.88	360.00	Vertical	Horizontal	Pass
20009.251	-43.18	12.95	-25.0	18.18	91.00	Vertical	Horizontal	Pass

28 CA_42C

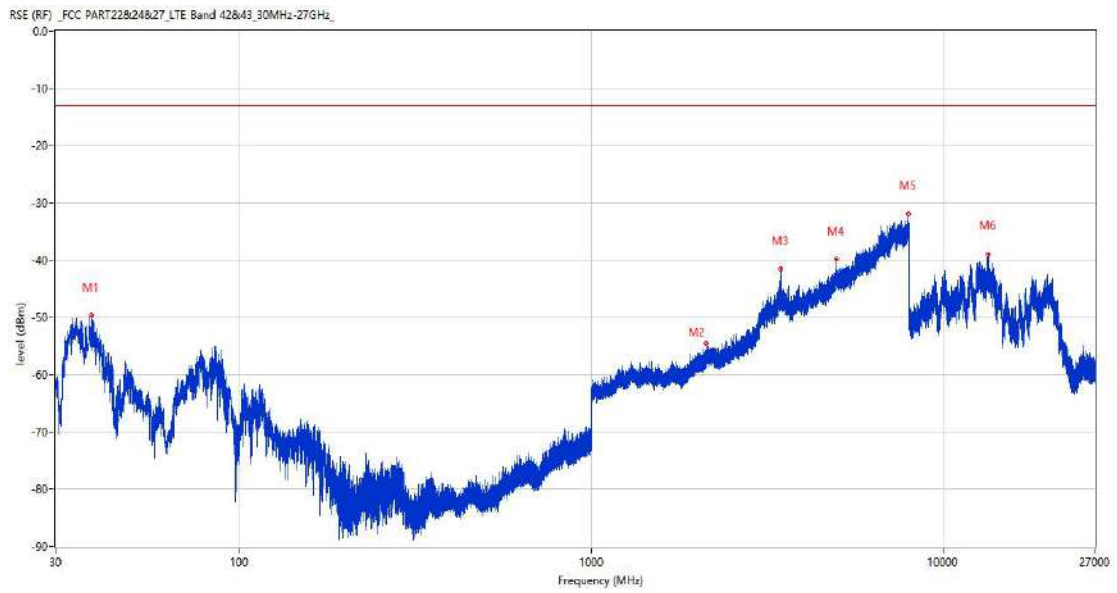
28.1 CA_42C 20MHz+5MHz, QPSK, Low Channel

RSE-H&H CH42190 20M RB1 LOW CH42307 5M RB1 HIGH



Frequency (MHz)	Result (dBm)	Factor (dB)	PK Limit (dBm)	Margin (dB)	Table (o)	ANT	EUT	Verdict
32.037	-53.79	-23.84	-13.0	40.79	97.00	Horizontal	Horizontal	Pass
2138.300	-54.88	-1.45	-13.0	41.88	1.00	Horizontal	Horizontal	Pass
3451.500	-28.04	13.38	-13.0	15.04	110.00	Horizontal	Horizontal	N/A
7933.000	-32.07	24.02	-13.0	19.07	241.00	Horizontal	Horizontal	Pass
13392.075	-39.46	16.94	-13.0	26.46	360.00	Horizontal	Horizontal	Pass
17781.338	-43.05	12.04	-13.0	30.05	121.00	Horizontal	Horizontal	Pass

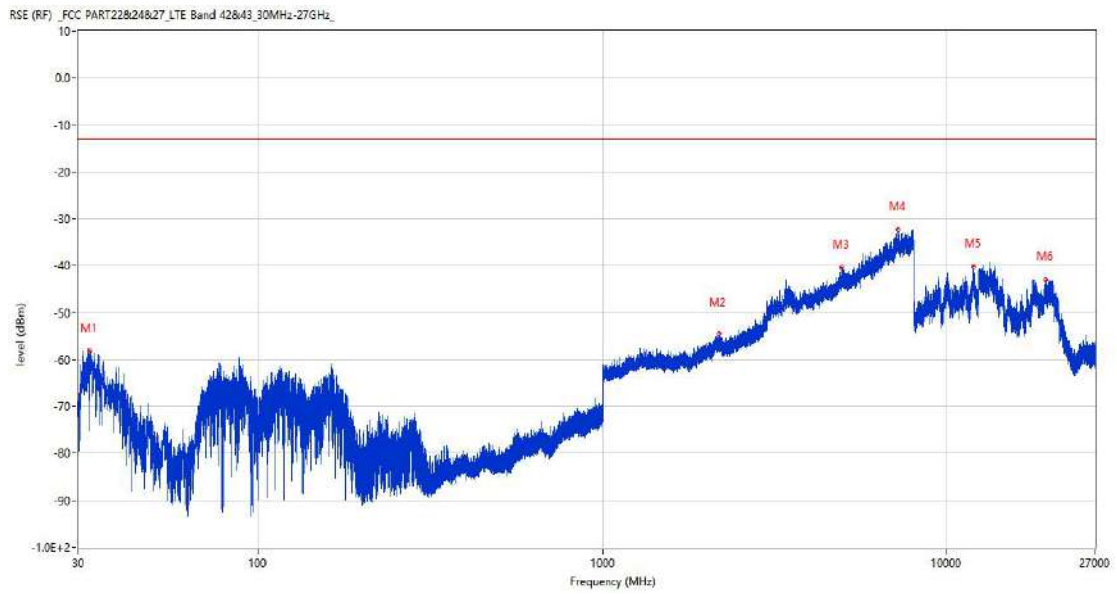
RSE-V&H CH42190 20M RB1 LOW CH42307 5M RB1 HIGH



Frequency (MHz)	Result (dBm)	Factor (dB)	PK Limit (dBm)	Margin (dB)	Table (o)	ANT	EUT	Verdict
37.809	-49.74	-20.64	-13.0	36.74	0.00	Vertical	Horizontal	Pass
2115.300	-54.58	-2.01	-13.0	41.58	260.00	Vertical	Horizontal	Pass
3451.500	-41.56	13.38	-13.0	28.56	128.00	Vertical	Horizontal	N/A
4953.500	-39.88	15.86	-13.0	26.88	43.00	Vertical	Horizontal	Pass
7967.000	-31.83	25.21	-13.0	18.83	265.00	Vertical	Horizontal	Pass
13398.638	-38.98	17.00	-13.0	25.98	3.00	Vertical	Horizontal	Pass

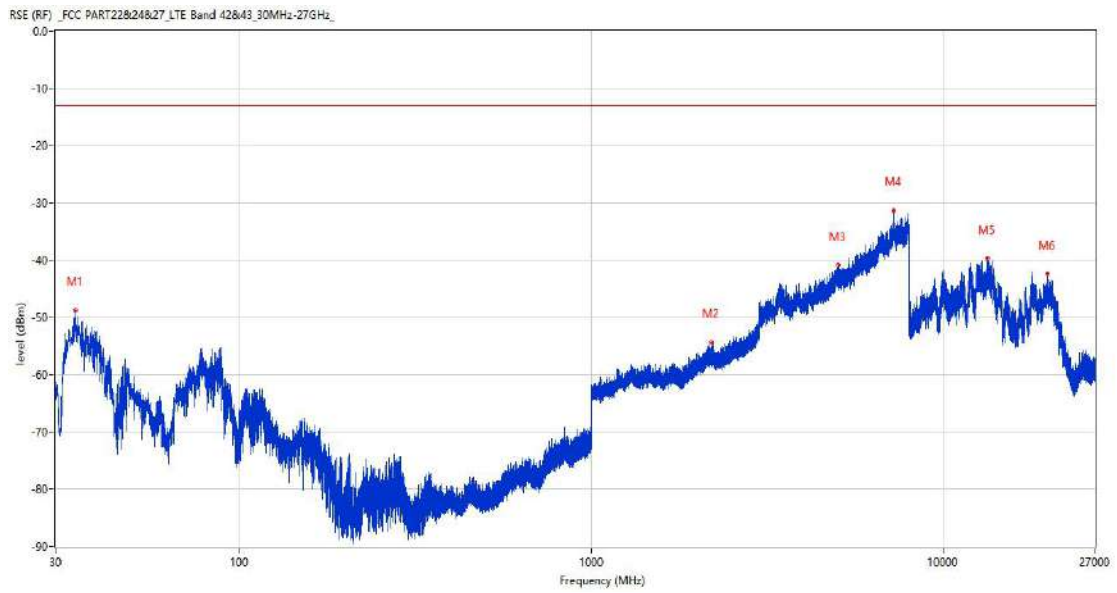
28.2 CA_42C 20MHz+5MHz, QPSK, Middle Channel

RSE-H&H CH42569 20M RB1 LOW CH42686 5M RB1 HIGH



Frequency (MHz)	Result (dBm)	Factor (dB)	PK Limit (dBm)	Margin (dB)	Table (o)	ANT	EUT	Verdict
32.425	-58.18	-23.74	-13.0	45.18	192.00	Horizontal	Horizontal	Pass
2179.200	-54.42	-1.34	-13.0	41.42	18.00	Horizontal	Horizontal	Pass
4962.000	-40.28	16.54	-13.0	27.28	108.00	Horizontal	Horizontal	Pass
7226.500	-32.30	22.85	-13.0	19.30	360.00	Horizontal	Horizontal	Pass
12001.162	-40.15	13.78	-13.0	27.15	0.00	Horizontal	Horizontal	Pass
19388.699	-42.95	12.92	-13.0	29.95	111.00	Horizontal	Horizontal	Pass

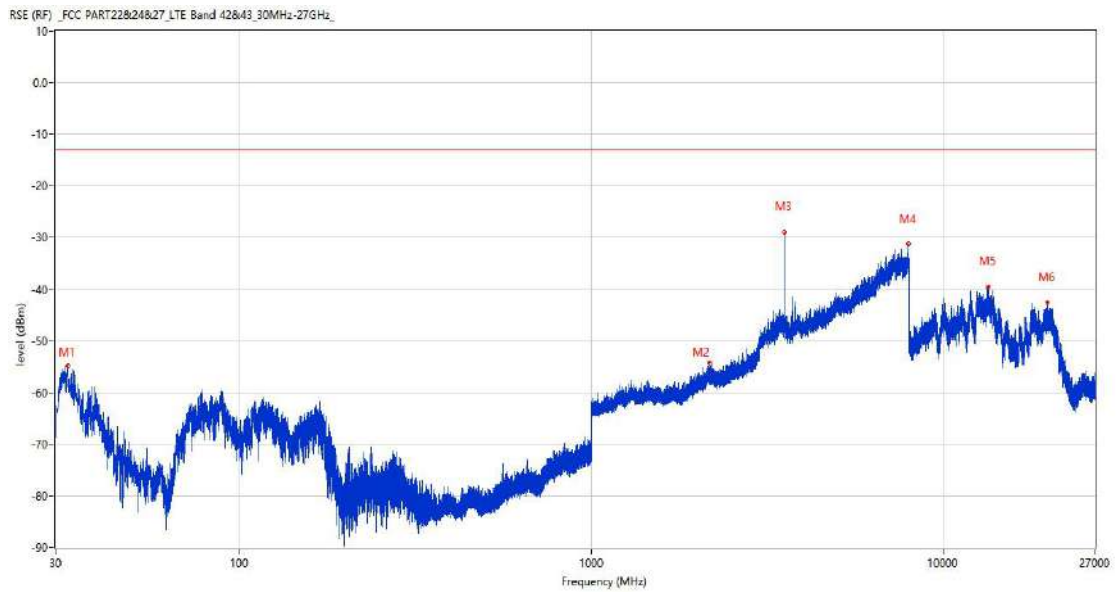
RSE-V&H CH42569 20M RB1 LOW CH42686 5M RB1 HIGH



Frequency (MHz)	Result (dBm)	Factor (dB)	PK Limit (dBm)	Margin (dB)	Table (o)	ANT	EUT	Verdict
34.123	-48.81	-22.37	-13.0	35.81	360.00	Vertical	Horizontal	Pass
2186.600	-54.36	-1.59	-13.0	41.36	131.00	Vertical	Horizontal	Pass
5016.500	-40.89	15.97	-13.0	27.89	153.00	Vertical	Horizontal	Pass
7236.000	-31.32	23.13	-13.0	18.32	60.00	Vertical	Horizontal	Pass
13323.825	-39.71	15.51	-13.0	26.71	3.00	Vertical	Horizontal	Pass
19747.801	-42.42	12.94	-13.0	29.42	1.00	Vertical	Horizontal	Pass

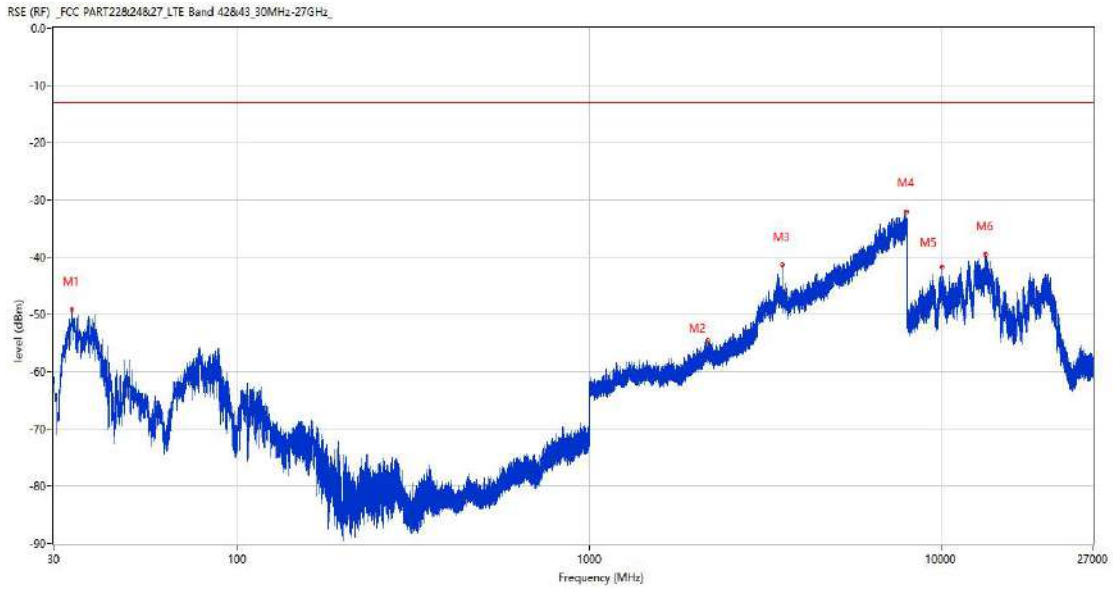
28.3 CA_42C 20MHz+5MHz, QPSK, High Channel

RSE-H&H CH42948 20M RB1 LOW CH43065 5M RB1 HIGH



Frequency (MHz)	Result (dBm)	Factor (dB)	PK Limit (dBm)	Margin (dB)	Table (o)	ANT	EUT	Verdict
32.425	-54.78	-23.74	-13.0	41.78	74.00	Horizontal	Horizontal	Pass
2159.800	-54.16	-1.90	-13.0	41.16	1.00	Horizontal	Horizontal	Pass
3527.500	-28.91	13.08	-13.0	15.91	108.00	Horizontal	Horizontal	N/A
7959.500	-31.26	25.57	-13.0	18.26	360.00	Horizontal	Horizontal	Pass
13413.075	-39.52	16.72	-13.0	26.52	360.00	Horizontal	Horizontal	Pass
19730.250	-42.61	12.94	-13.0	29.61	360.00	Horizontal	Horizontal	Pass

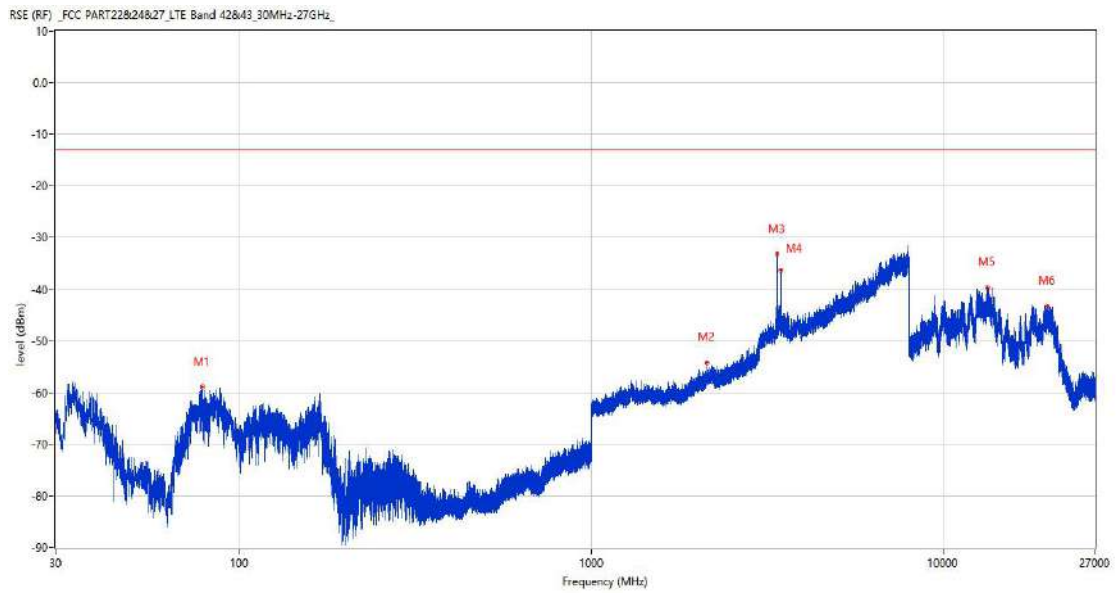
RSE-V&H CH42948 20M RB1 LOW CH43065 5M RB1 HIGH



Frequency (MHz)	Result (dBm)	Factor (dB)	PK Limit (dBm)	Margin (dB)	Table (o)	ANT	EUT	Verdict
33.734	-49.15	-22.74	-13.0	36.15	161.00	Vertical	Horizontal	Pass
2160.900	-54.62	-1.88	-13.0	41.62	1.00	Vertical	Horizontal	Pass
3527.500	-41.39	13.08	-13.0	28.39	244.00	Vertical	Horizontal	N/A
7957.500	-32.03	25.22	-13.0	19.03	58.00	Vertical	Horizontal	Pass
10049.625	-41.64	13.26	-13.0	28.64	191.00	Vertical	Horizontal	Pass
13350.338	-39.56	16.54	-13.0	26.56	299.00	Vertical	Horizontal	Pass

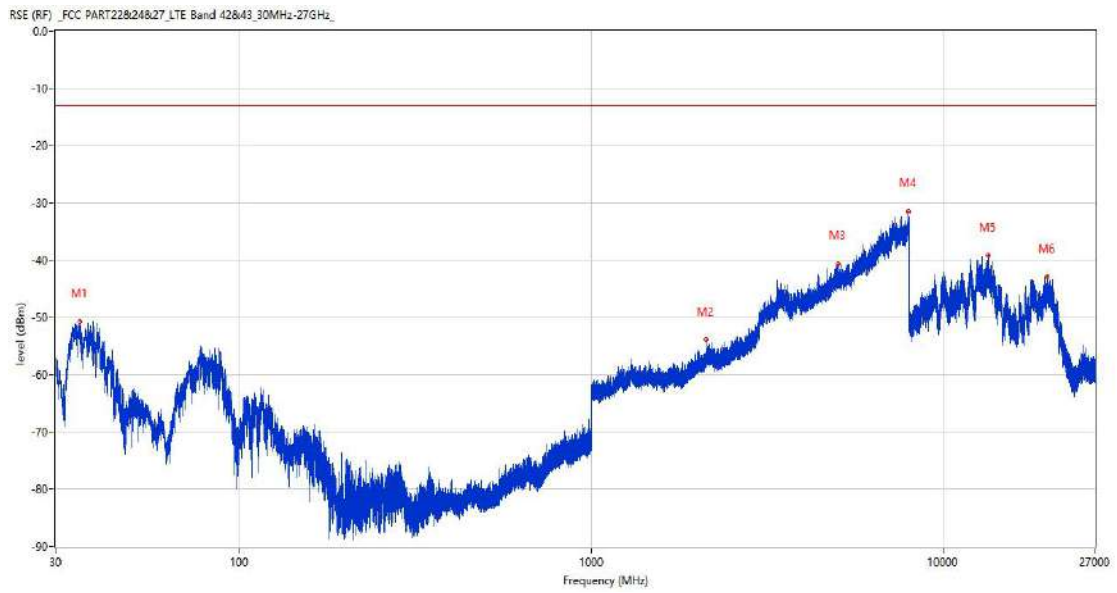
28.4 CA_42C 20MHz+20MHz, QPSK, Low Channel

RSE-H&H CH42190 20M RB1 LOW CH42388 20M RB1 HIGH



Frequency (MHz)	Result (dBm)	Factor (dB)	PK Limit (dBm)	Margin (dB)	Table (o)	ANT	EUT	Verdict
78.354	-59.02	-19.79	-13.0	46.02	216.00	Horizontal	Horizontal	Pass
2133.500	-54.21	-1.43	-13.0	41.21	1.00	Horizontal	Horizontal	Pass
3376.000	-33.21	12.22	-13.0	20.21	294.00	Horizontal	Horizontal	N/A
3451.500	-36.41	13.38	-13.0	23.41	106.00	Horizontal	Horizontal	N/A
13362.938	-39.64	16.66	-13.0	26.64	348.00	Horizontal	Horizontal	Pass
19768.949	-43.26	12.94	-13.0	30.26	12.00	Horizontal	Horizontal	Pass

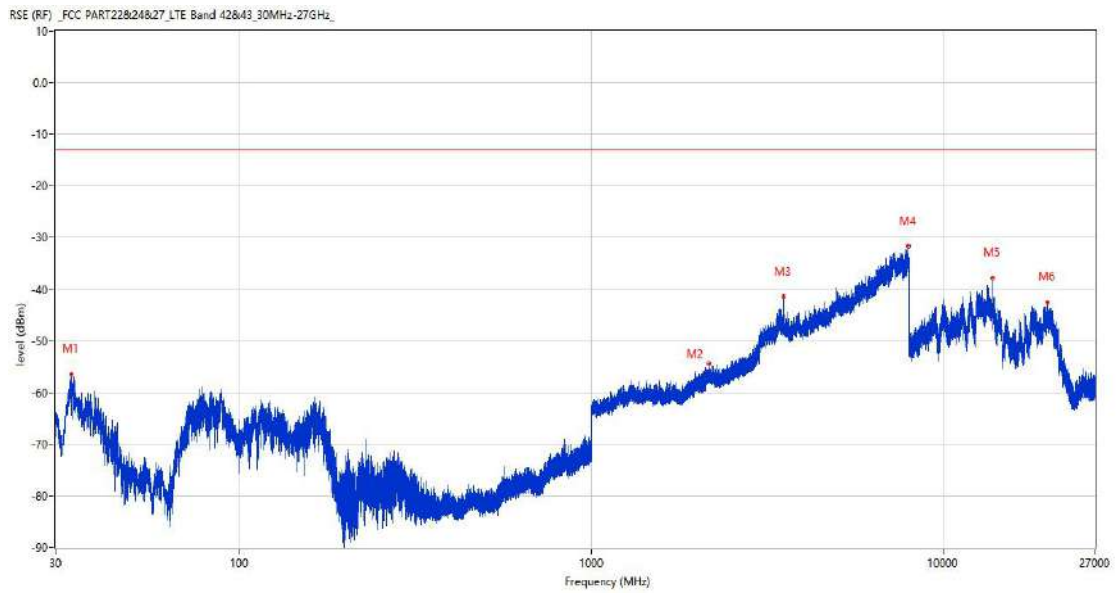
RSE-V&H CH42190 20M RB1 LOW CH42388 20M RB1 HIGH



Frequency (MHz)	Result (dBm)	Factor (dB)	PK Limit (dBm)	Margin (dB)	Table (o)	ANT	EUT	Verdict
35.093	-50.71	-22.38	-13.0	37.71	92.00	Vertical	Horizontal	Pass
2117.200	-53.97	-2.03	-13.0	40.97	152.00	Vertical	Horizontal	Pass
5031.500	-40.67	15.63	-13.0	27.67	140.00	Vertical	Horizontal	Pass
7956.500	-31.45	25.21	-13.0	18.45	162.00	Vertical	Horizontal	Pass
13430.138	-39.17	16.35	-13.0	26.17	148.00	Vertical	Horizontal	Pass
19760.400	-42.89	12.94	-13.0	29.89	214.00	Vertical	Horizontal	Pass

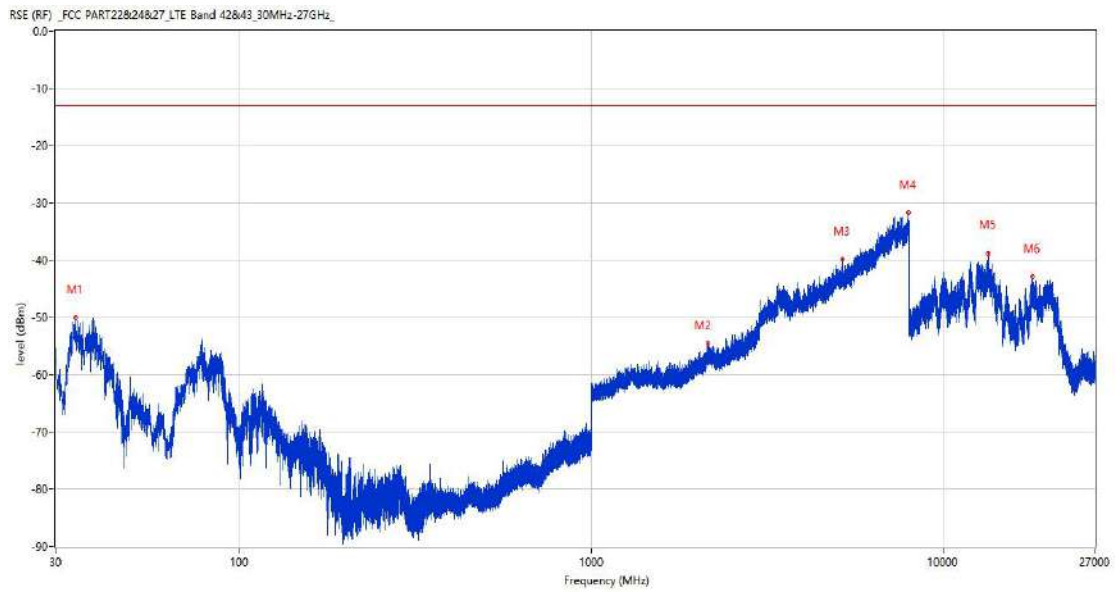
28.5 CA_42C 20MHz+20MHz, QPSK, Middle Channel

RSE-H&H CH42491 20M RB1 LOW CH42689 20M RB1 HIGH



Frequency (MHz)	Result (dBm)	Factor (dB)	PK Limit (dBm)	Margin (dB)	Table (o)	ANT	EUT	Verdict
33.153	-56.43	-23.48	-13.0	43.43	137.00	Horizontal	Horizontal	Pass
2151.800	-54.49	-1.97	-13.0	41.49	73.00	Horizontal	Horizontal	Pass
3519.500	-41.45	13.12	-13.0	28.45	104.00	Horizontal	Horizontal	N/A
7958.000	-31.64	25.19	-13.0	18.64	126.00	Horizontal	Horizontal	Pass
13799.474	-37.80	16.97	-13.0	24.80	198.00	Horizontal	Horizontal	Pass
19795.050	-42.52	12.94	-13.0	29.52	360.00	Horizontal	Horizontal	Pass

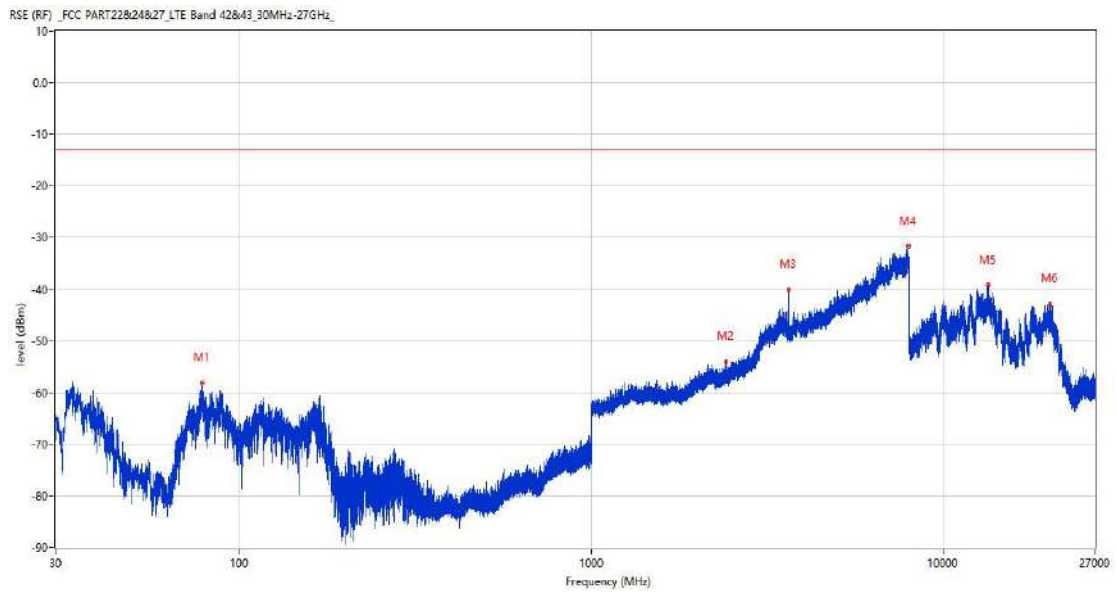
RSE-V&H CH42491 20M RB1 LOW CH42689 20M RB1 HIGH



Frequency (MHz)	Result (dBm)	Factor (dB)	PK Limit (dBm)	Margin (dB)	Table (o)	ANT	EUT	Verdict
34.171	-50.02	-22.37	-13.0	37.02	86.00	Vertical	Horizontal	Pass
2146.900	-54.61	-1.84	-13.0	41.61	193.00	Vertical	Horizontal	Pass
5166.500	-39.79	15.93	-13.0	26.79	55.00	Vertical	Horizontal	Pass
7968.000	-31.76	24.95	-13.0	18.76	219.00	Vertical	Horizontal	Pass
13441.162	-38.81	16.10	-13.0	25.81	343.00	Vertical	Horizontal	Pass
17932.012	-42.93	13.66	-13.0	29.93	20.00	Vertical	Horizontal	Pass

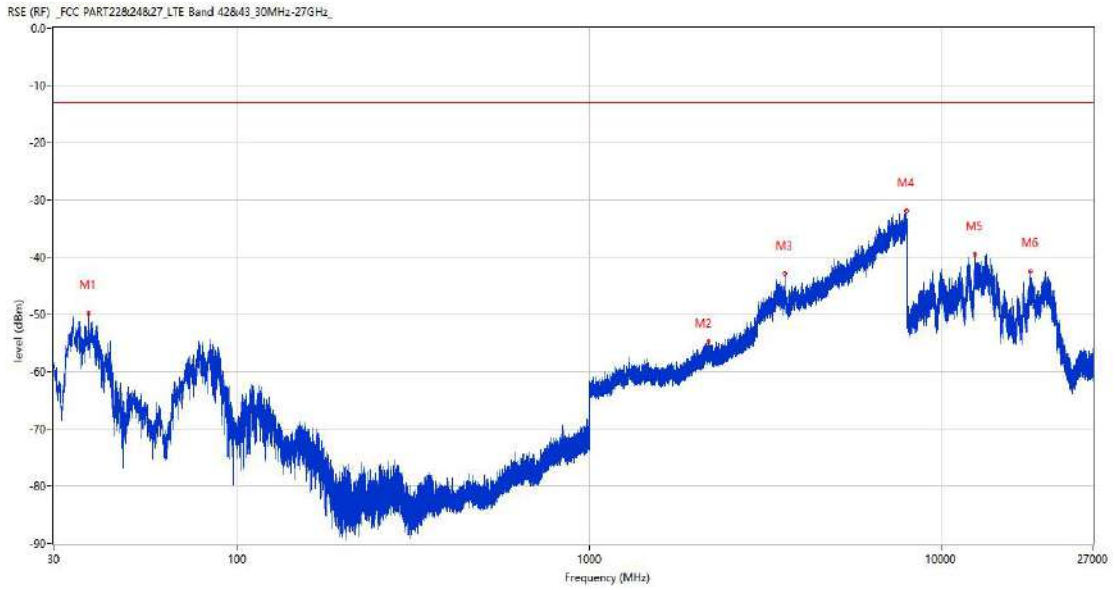
28.6 CA_42C 20MHz+20MHz, QPSK, High Channel

RSE-H&H CH42792 20M RB1 LOW CH42990 20M RB1 HIGH



Frequency (MHz)	Result (dBm)	Factor (dB)	PK Limit (dBm)	Margin (dB)	Table (o)	ANT	EUT	Verdict
78.306	-58.12	-19.76	-13.0	45.12	236.00	Horizontal	Horizontal	Pass
2417.100	-53.94	-0.90	-13.0	40.94	54.00	Horizontal	Horizontal	Pass
3625.000	-40.01	13.05	-13.0	27.01	69.00	Horizontal	Horizontal	N/A
7962.000	-31.69	25.40	-13.0	18.69	142.00	Horizontal	Horizontal	Pass
13397.063	-39.19	16.98	-13.0	26.19	360.00	Horizontal	Horizontal	Pass
20076.300	-42.83	12.96	-13.0	29.83	360.00	Horizontal	Horizontal	Pass

RSE-V&H CH42792 20M RB1 LOW CH42990 20M RB1 HIGH

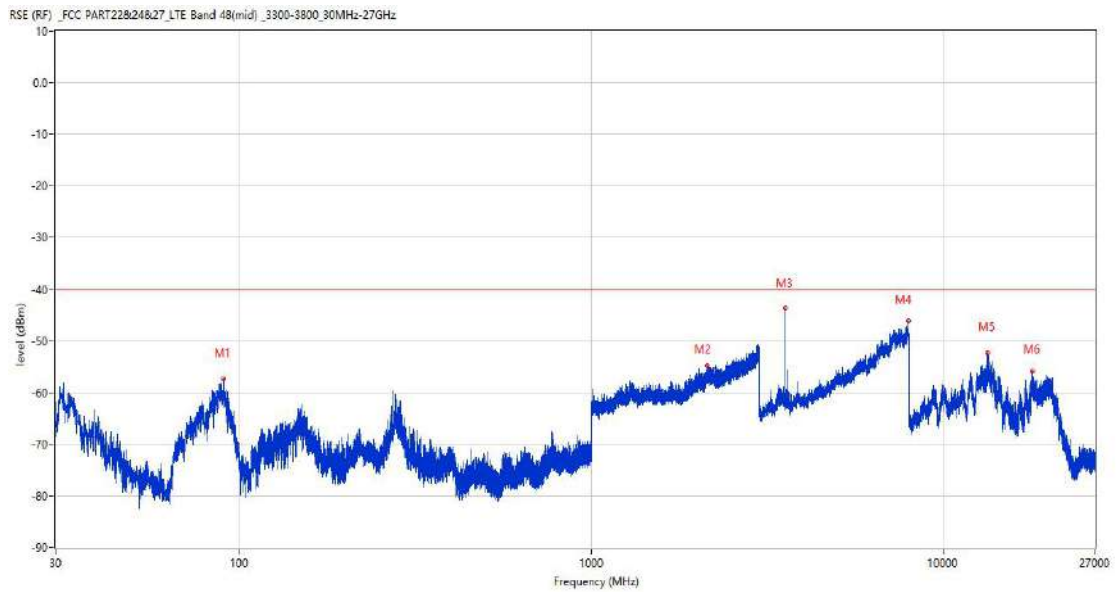


Frequency (MHz)	Result (dBm)	Factor (dB)	PK Limit (dBm)	Margin (dB)	Table (o)	ANT	EUT	Verdict
37.614	-49.81	-20.84	-13.0	36.81	6.00	Vertical	Horizontal	Pass
2182.600	-54.71	-1.41	-13.0	41.71	192.00	Vertical	Horizontal	Pass
3592.000	-42.95	13.15	-13.0	29.95	16.00	Vertical	Horizontal	N/A
7959.500	-31.93	25.57	-13.0	18.93	360.00	Vertical	Horizontal	Pass
12494.687	-39.51	14.67	-13.0	26.51	231.00	Vertical	Horizontal	Pass
17943.038	-42.48	13.92	-13.0	29.48	180.00	Vertical	Horizontal	Pass

29 CA_48C

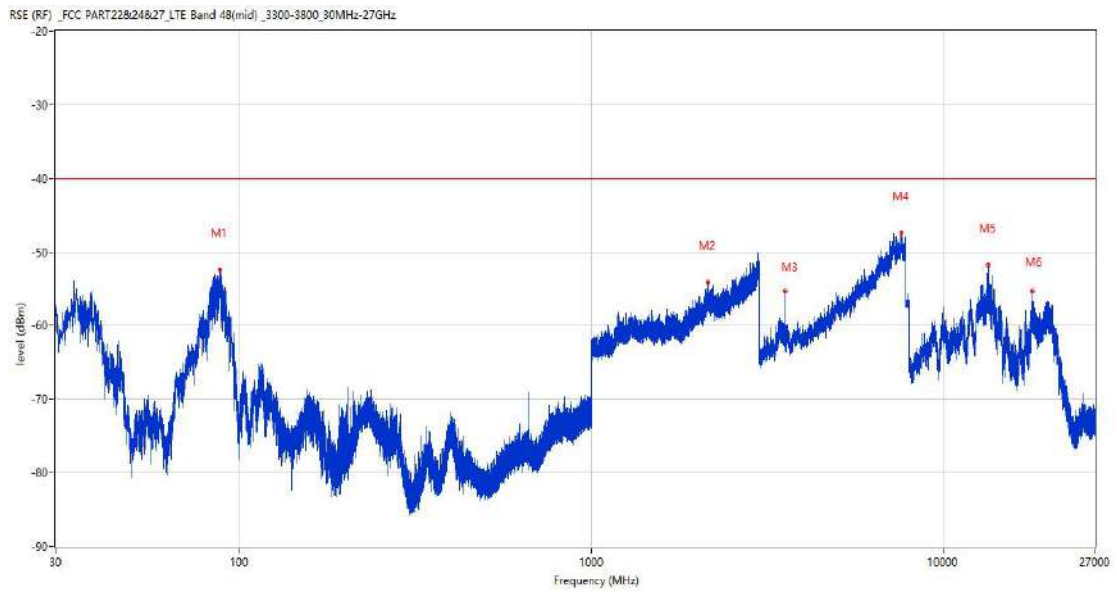
29.1 CA_48C 20MHz+5MHz, QPSK, Low Channel

RSE-H&H CH55340 20M RB1 LOW CH55457 5M RB1 HIGH



Frequency (MHz)	Result (dBm)	Factor (dB)	PK Limit (dBm)	Margin (dB)	Table (o)	ANT	EUT	Verdict
90.091	-57.37	-19.33	-40.0	17.37	273.00	Horizontal	Horizontal	Pass
2123.600	-54.75	-2.06	-40.0	14.75	329.00	Horizontal	Horizontal	Pass
3551.250	-43.72	12.96	-40.0	3.72	212.00	Horizontal	Horizontal	N/A
7962.500	-46.18	25.47	-40.0	6.18	328.00	Horizontal	Horizontal	Pass
13365.037	-52.27	16.68	-40.0	12.27	262.00	Horizontal	Horizontal	Pass
17941.199	-55.95	13.88	-40.0	15.95	115.00	Horizontal	Horizontal	Pass

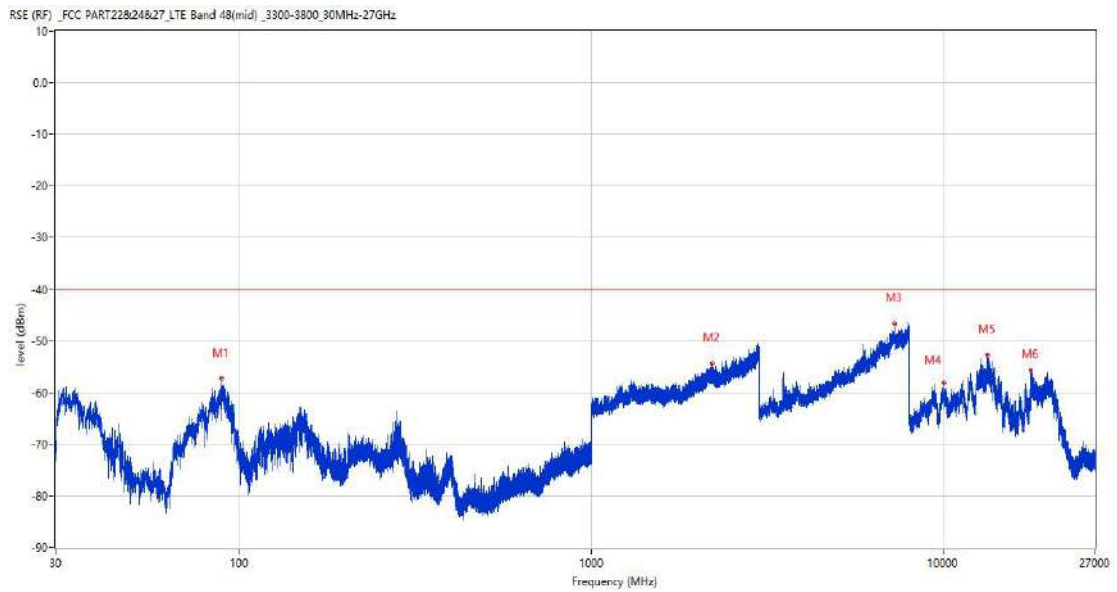
RSE-V&H CH55340 20M RB1 LOW CH55457 5M RB1 HIGH



Frequency (MHz)	Result (dBm)	Factor (dB)	PK Limit (dBm)	Margin (dB)	Table (o)	ANT	EUT	Verdict
87.570	-52.46	-18.91	-40.0	12.46	216.00	Vertical	Horizontal	Pass
2136.600	-54.11	-1.42	-40.0	14.11	361.00	Vertical	Horizontal	Pass
3551.250	-55.31	12.96	-40.0	15.31	189.00	Vertical	Horizontal	N/A
7620.000	-47.42	22.96	-40.0	7.42	99.00	Vertical	Horizontal	Pass
13407.563	-51.78	16.84	-40.0	11.78	360.00	Vertical	Horizontal	Pass
17943.300	-55.37	13.93	-40.0	15.37	139.00	Vertical	Horizontal	Pass

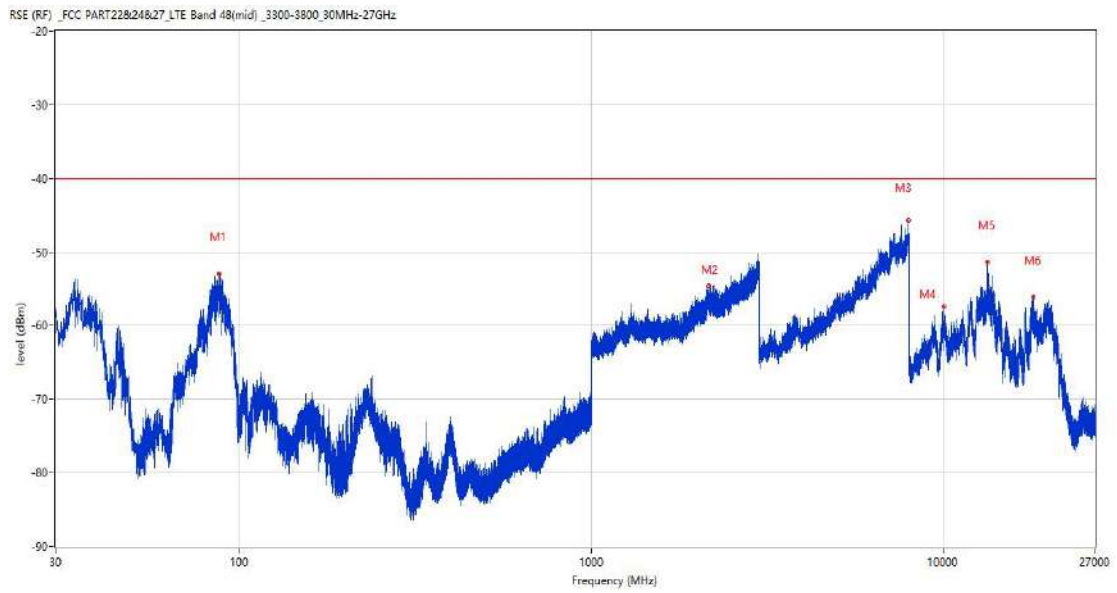
29.2 CA_48C 20MHz+5MHz, QPSK, Middle Channel

RSE-H&H CH55965 20M RB1 LOW CH56082 5M RB1 HIGH



Frequency (MHz)	Result (dBm)	Factor (dB)	PK Limit (dBm)	Margin (dB)	Table (o)	ANT	EUT	Verdict
88.976	-57.31	-19.08	-40.0	17.31	264.00	Horizontal	Horizontal	Pass
2200.500	-54.40	-1.92	-40.0	14.40	302.00	Horizontal	Horizontal	Pass
7265.500	-46.77	23.89	-40.0	6.77	350.00	Horizontal	Horizontal	Pass
10054.968	-58.26	13.12	-40.0	18.26	83.00	Horizontal	Horizontal	Pass
13337.213	-52.66	16.04	-40.0	12.66	360.00	Horizontal	Horizontal	Pass
17769.001	-55.75	11.28	-40.0	15.75	360.00	Horizontal	Horizontal	Pass

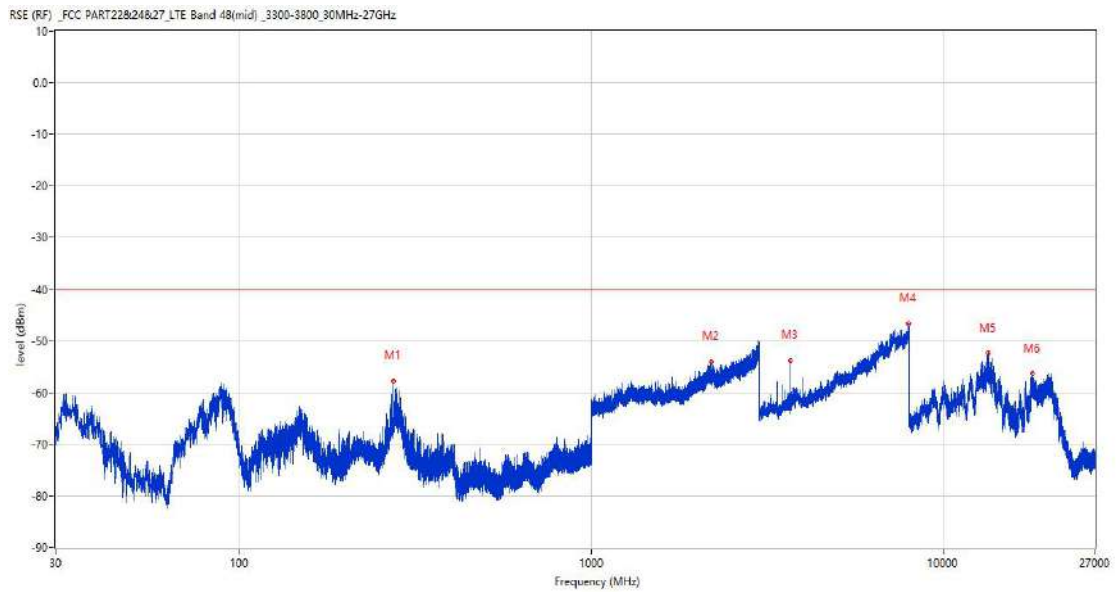
RSE-V&H CH55965 20M RB1 LOW CH56082 5M RB1 HIGH



Frequency (MHz)	Result (dBm)	Factor (dB)	PK Limit (dBm)	Margin (dB)	Table (o)	ANT	EUT	Verdict
87.376	-52.92	-18.96	-40.0	12.92	193.00	Vertical	Horizontal	Pass
2150.500	-54.60	-1.74	-40.0	14.60	212.00	Vertical	Horizontal	Pass
7966.500	-45.74	24.96	-40.0	5.74	178.00	Vertical	Horizontal	Pass
10054.968	-57.42	13.12	-40.0	17.42	260.00	Vertical	Horizontal	Pass
13350.075	-51.42	16.54	-40.0	11.42	98.00	Vertical	Horizontal	Pass
17993.175	-56.15	13.02	-40.0	16.15	360.00	Vertical	Horizontal	Pass

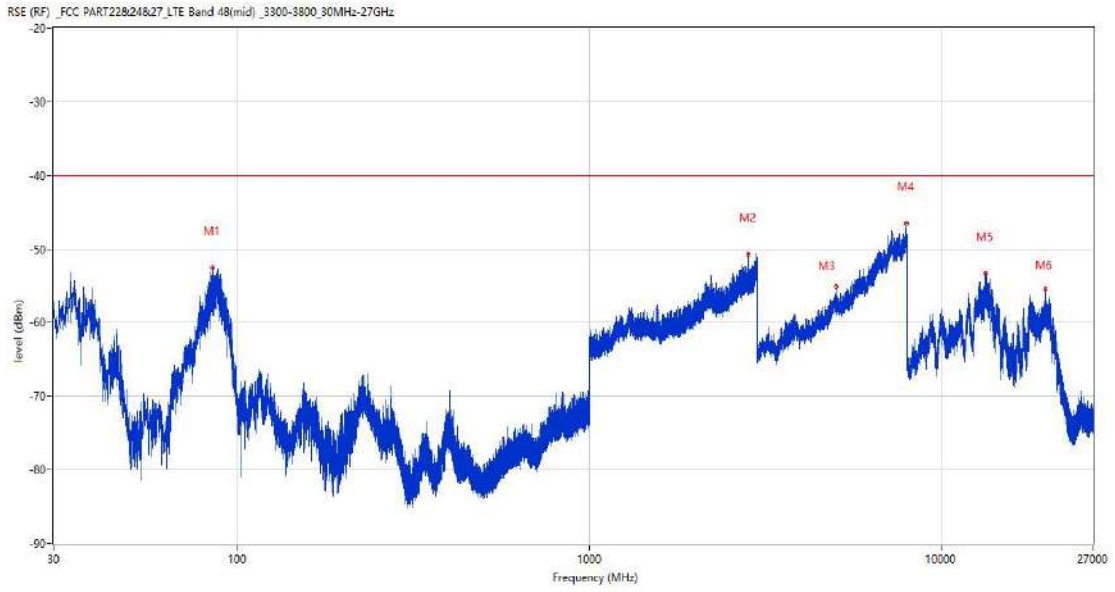
29.3 CA_48C 20MHz+5MHz, QPSK, High Channel

RSE-H&H CH56590 20M RB1 LOW CH56707 5M RB1 HIGH



Frequency (MHz)	Result (dBm)	Factor (dB)	PK Limit (dBm)	Margin (dB)	Table (o)	ANT	EUT	Verdict
274.100	-57.71	-13.65	-40.0	17.71	138.00	Horizontal	Horizontal	Pass
2192.000	-53.98	-1.88	-40.0	13.98	361.00	Horizontal	Horizontal	Pass
3676.250	-53.80	12.41	-40.0	13.80	265.00	Horizontal	Horizontal	N/A
7970.625	-46.74	24.83	-40.0	6.74	183.00	Horizontal	Horizontal	Pass
13393.912	-52.35	16.95	-40.0	12.35	0.00	Horizontal	Horizontal	Pass
17971.124	-56.30	13.57	-40.0	16.30	41.00	Horizontal	Horizontal	Pass

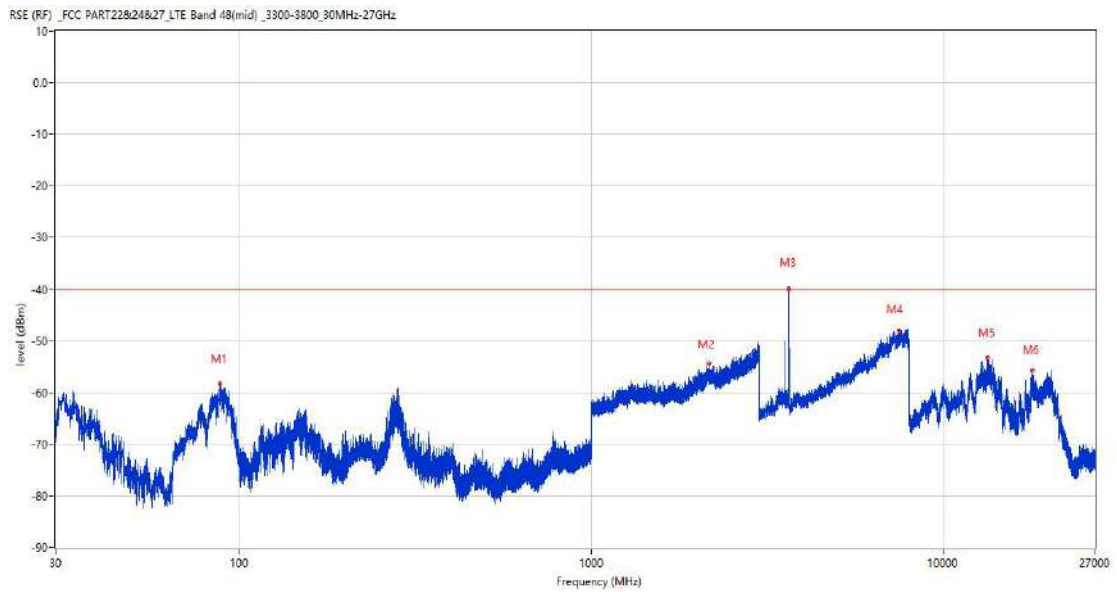
RSE-V&H CH56590 20M RB1 LOW CH56707 5M RB1 HIGH



Frequency (MHz)	Result (dBm)	Factor (dB)	PK Limit (dBm)	Margin (dB)	Table (o)	ANT	EUT	Verdict
84.999	-52.61	-19.61	-40.0	12.61	196.00	Vertical	Horizontal	Pass
2828.200	-50.71	2.30	-40.0	10.71	350.00	Vertical	Horizontal	Pass
5015.000	-55.11	15.56	-40.0	15.11	345.00	Vertical	Horizontal	Pass
7963.125	-46.54	24.72	-40.0	6.54	277.00	Vertical	Horizontal	Pass
13352.438	-53.34	16.56	-40.0	13.34	65.00	Vertical	Horizontal	Pass
19790.551	-55.43	12.94	-40.0	15.43	360.00	Vertical	Horizontal	Pass

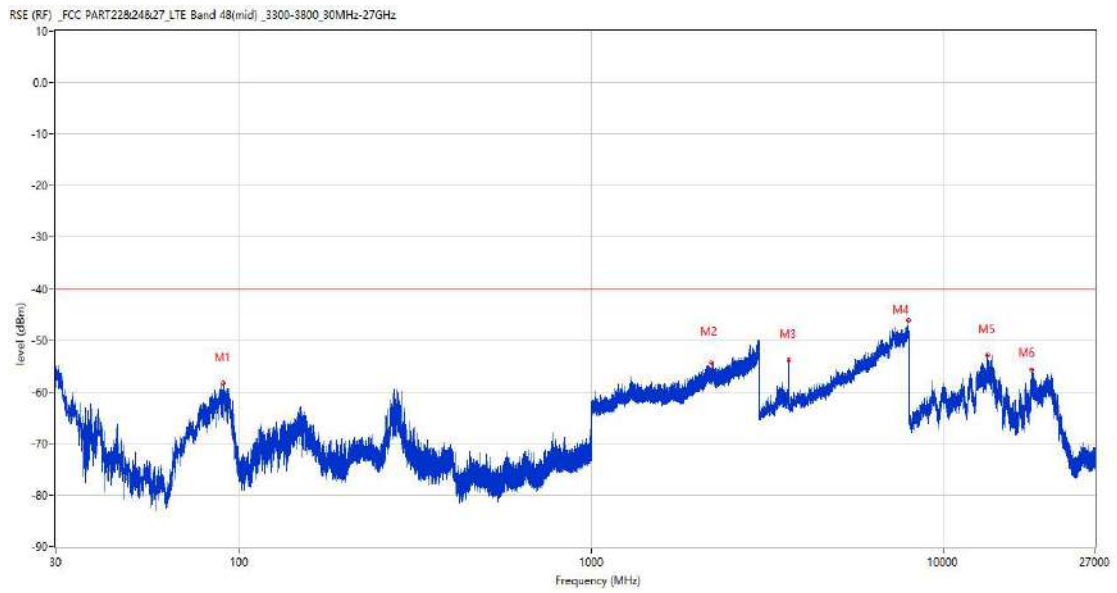
29.4 CA_48C 20MHz+20MHz, QPSK, Low Channel

RSE-H&H CH55340 20M RB1 LOW CH55538 20M RB1 HIGH



Frequency (MHz)	Result (dBm)	Factor (dB)	PK Limit (dBm)	Margin (dB)	Table (o)	ANT	EUT	Verdict
87.715	-58.45	-18.87	-40.0	18.45	279.00	Horizontal	Horizontal	Pass
2158.000	-54.49	-1.93	-40.0	14.49	231.00	Horizontal	Horizontal	Pass
3626.250	-39.90	13.04	-40.0	-0.10	65.00	Horizontal	Horizontal	N/A
7475.625	-48.09	22.28	-40.0	8.09	115.00	Horizontal	Horizontal	Pass
13376.326	-53.33	16.79	-40.0	13.33	0.00	Horizontal	Horizontal	Pass
17965.349	-55.64	13.71	-40.0	15.64	0.00	Horizontal	Horizontal	Pass

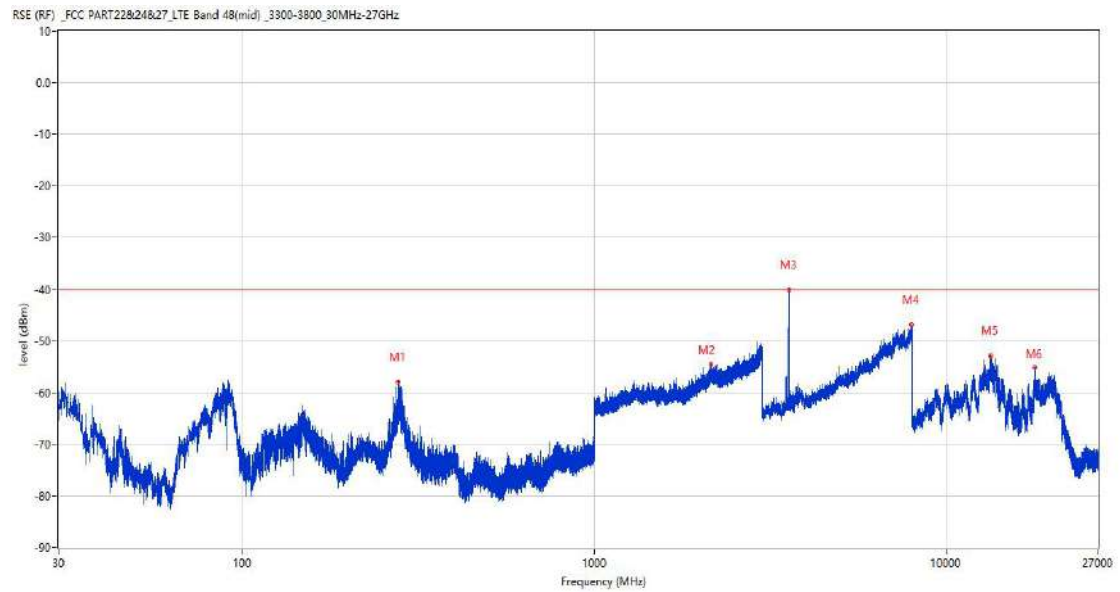
RSE-V&H CH55340 20M RB1 LOW CH55538 20M RB1 HIGH



Frequency (MHz)	Result (dBm)	Factor (dB)	PK Limit (dBm)	Margin (dB)	Table (o)	ANT	EUT	Verdict
89.946	-58.30	-19.31	-40.0	18.30	297.00	Vertical	Horizontal	Pass
2188.700	-54.40	-1.76	-40.0	14.40	361.00	Vertical	Horizontal	Pass
3626.250	-53.94	13.04	-40.0	13.94	278.00	Vertical	Horizontal	N/A
7956.250	-46.18	25.17	-40.0	6.18	0.00	Vertical	Horizontal	Pass
13373.963	-52.91	16.77	-40.0	12.91	1.00	Vertical	Horizontal	Pass
17807.325	-55.77	13.00	-40.0	15.77	259.00	Vertical	Horizontal	Pass

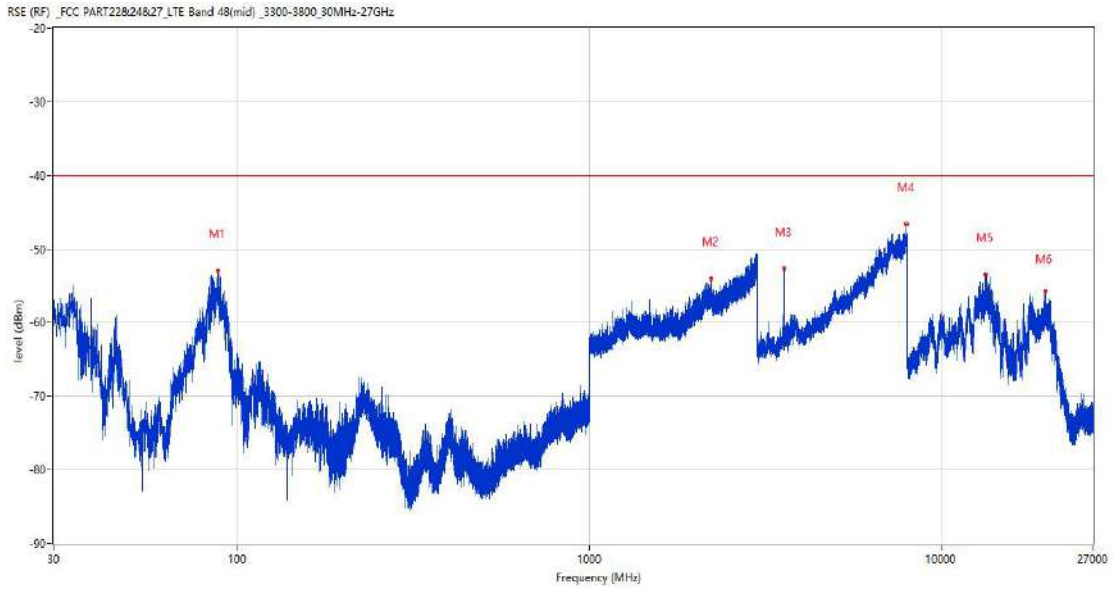
29.5 CA_48C 20MHz+20MHz, QPSK, Middle Channel

RSE-H&H CH55891 20M RB1 LOW CH56089 20M RB1 HIGH



Frequency (MHz)	Result (dBm)	Factor (dB)	PK Limit (dBm)	Margin (dB)	Table (o)	ANT	EUT	Verdict
277.544	-58.00	-13.34	-40.0	18.00	155.00	Horizontal	Horizontal	Pass
2137.700	-54.68	-1.47	-40.0	14.68	123.00	Horizontal	Horizontal	Pass
3568.750	-40.11	12.24	-40.0	0.11	240.00	Horizontal	Horizontal	N/A
7968.750	-46.95	25.12	-40.0	6.95	360.00	Horizontal	Horizontal	Pass
13376.588	-52.93	16.79	-40.0	12.93	87.00	Horizontal	Horizontal	Pass
17809.949	-55.19	12.93	-40.0	15.19	138.00	Horizontal	Horizontal	Pass

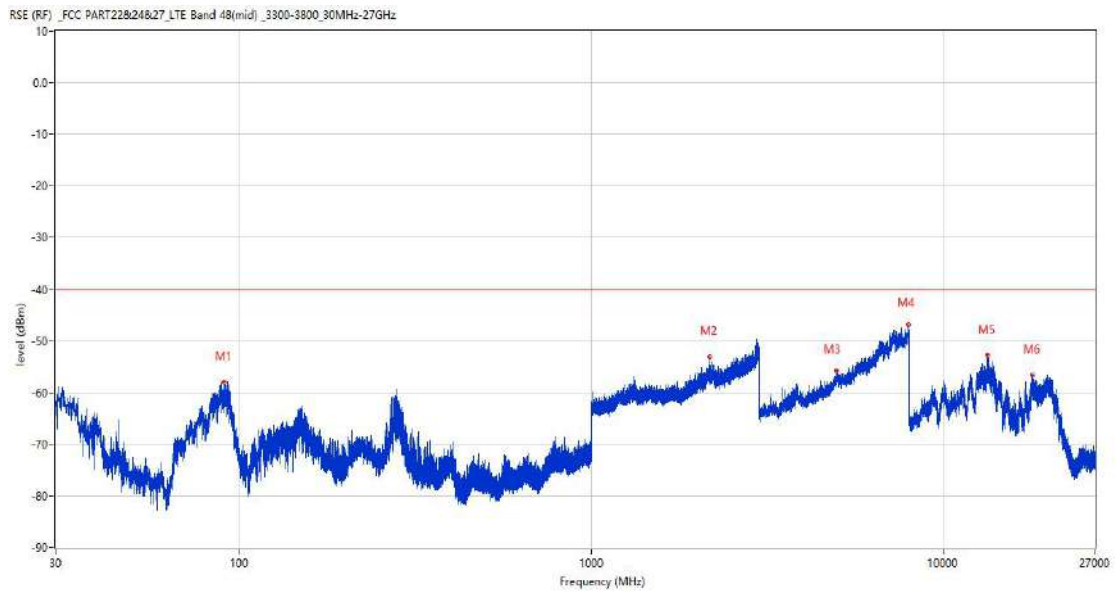
RSE-V&H CH55891 20M RB1 LOW CH56089 20M RB1 HIGH



Frequency (MHz)	Result (dBm)	Factor (dB)	PK Limit (dBm)	Margin (dB)	Table (o)	ANT	EUT	Verdict
88.006	-52.90	-18.80	-40.0	12.90	226.00	Vertical	Horizontal	Pass
2209.800	-53.96	-1.94	-40.0	13.96	101.00	Vertical	Horizontal	Pass
3568.750	-52.73	12.24	-40.0	12.73	213.00	Vertical	Horizontal	N/A
7960.000	-46.65	24.52	-40.0	6.65	0.00	Vertical	Horizontal	Pass
13380.787	-53.48	16.83	-40.0	13.48	0.00	Vertical	Horizontal	Pass
19761.750	-55.71	12.94	-40.0	15.71	360.00	Vertical	Horizontal	Pass

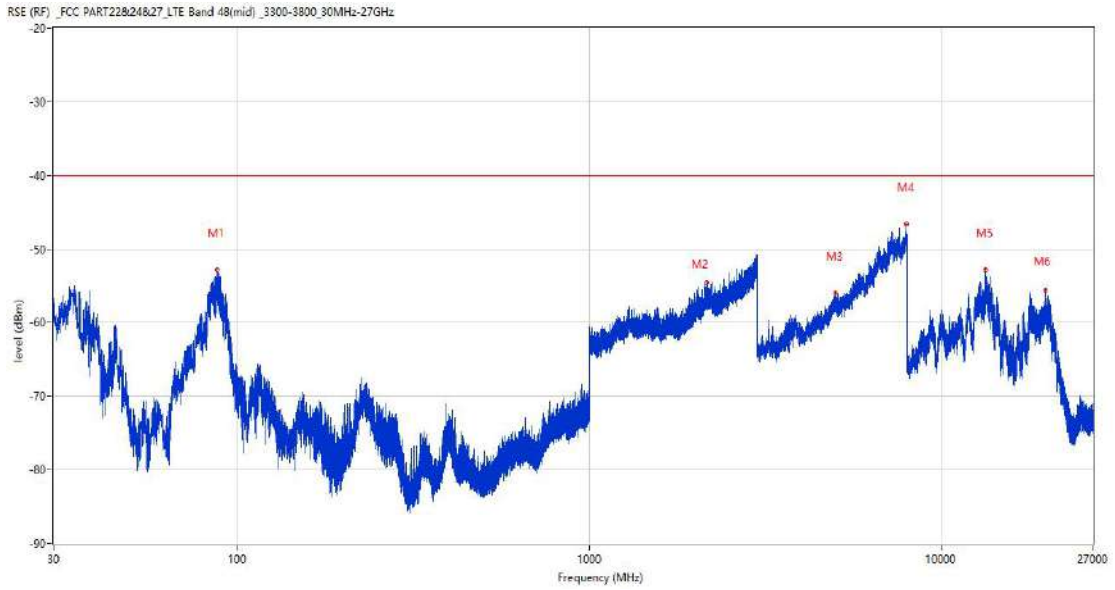
29.6 CA_48C 20MHz+20MHz, QPSK, High Channel

RSE-H&H CH56442 20M RB1 LOW CH56640 20M RB1 HIGH



Frequency (MHz)	Result (dBm)	Factor (dB)	PK Limit (dBm)	Margin (dB)	Table (o)	ANT	EUT	Verdict
90.140	-57.92	-19.34	-40.0	17.92	257.00	Horizontal	Horizontal	Pass
2160.800	-53.04	-1.89	-40.0	13.04	22.00	Horizontal	Horizontal	Pass
4951.250	-55.77	15.76	-40.0	15.77	327.00	Horizontal	Horizontal	Pass
7941.875	-46.82	23.92	-40.0	6.82	169.00	Horizontal	Horizontal	Pass
13358.213	-52.77	16.62	-40.0	12.77	3.00	Horizontal	Horizontal	Pass
17977.950	-56.62	13.40	-40.0	16.62	195.00	Horizontal	Horizontal	Pass

RSE-V&H CH56442 20M RB1 LOW CH56640 20M RB1 HIGH

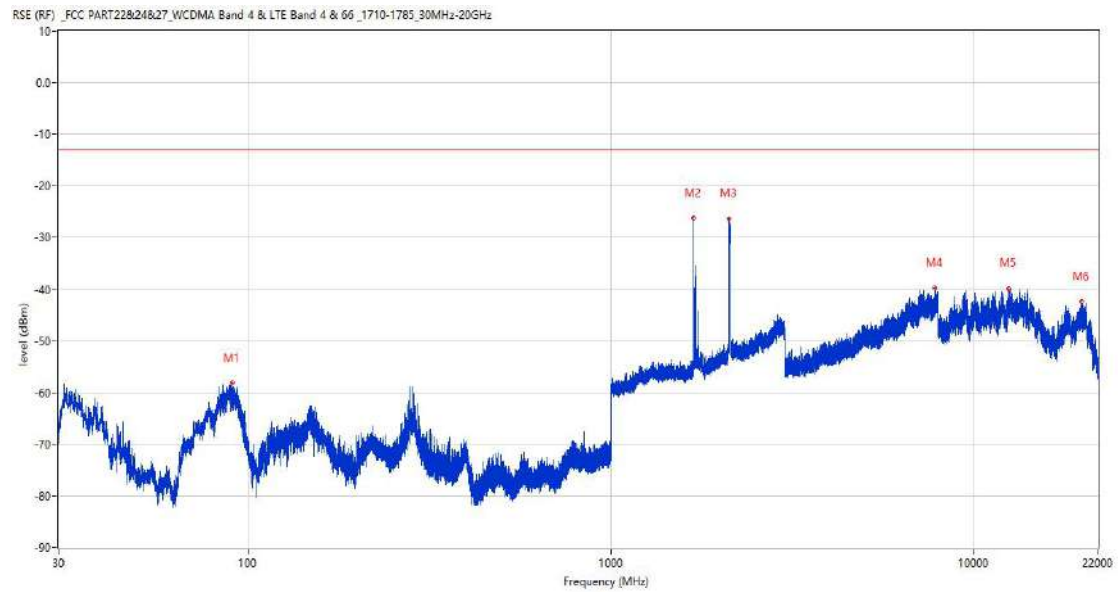


Frequency (MHz)	Result (dBm)	Factor (dB)	PK Limit (dBm)	Margin (dB)	Table (o)	ANT	EUT	Verdict
87.521	-52.85	-18.92	-40.0	12.85	190.00	Vertical	Horizontal	Pass
2148.100	-54.59	-1.71	-40.0	14.59	0.00	Vertical	Horizontal	Pass
5005.000	-55.97	15.71	-40.0	15.97	238.00	Vertical	Horizontal	Pass
7965.625	-46.58	24.84	-40.0	6.58	72.00	Vertical	Horizontal	Pass
13377.112	-52.81	16.79	-40.0	12.81	360.00	Vertical	Horizontal	Pass
19773.000	-55.63	12.94	-40.0	15.63	115.00	Vertical	Horizontal	Pass

30 CA_66C

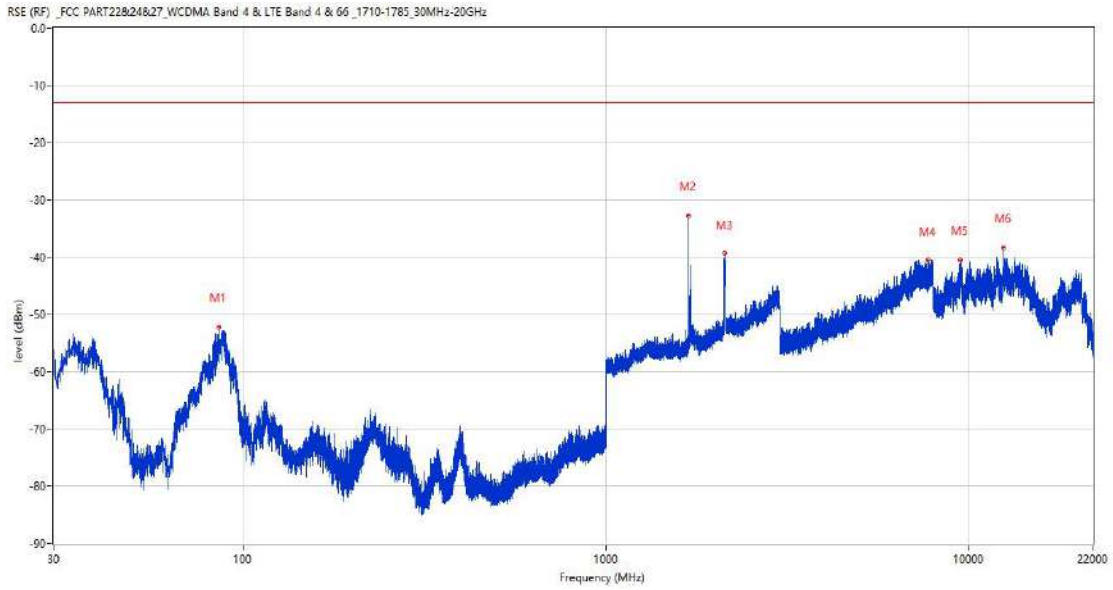
30.1 CA_66C 20MHz+5MHz, QPSK, Low Channel

RSE-H&H CH132072 20M RB1 LOW CH132189 5M RB1 HIGH



Frequency (MHz)	Result (dBm)	Factor (dB)	PK Limit (dBm)	Margin (dB)	Table (o)	ANT	EUT	Verdict
90.528	-58.21	-19.35	-13.0	45.21	281.00	Horizontal	Horizontal	Pass
1689.100	-26.23	0.01	-13.0	13.23	45.00	Horizontal	Horizontal	N/A
2115.000	-26.30	2.95	-13.0	13.30	260.00	Horizontal	Horizontal	N/A
7805.000	-39.70	14.88	-13.0	26.70	100.00	Horizontal	Horizontal	Pass
12471.888	-39.86	14.24	-13.0	26.86	360.00	Horizontal	Horizontal	Pass
19766.125	-42.41	12.67	-13.0	29.41	98.00	Horizontal	Horizontal	Pass

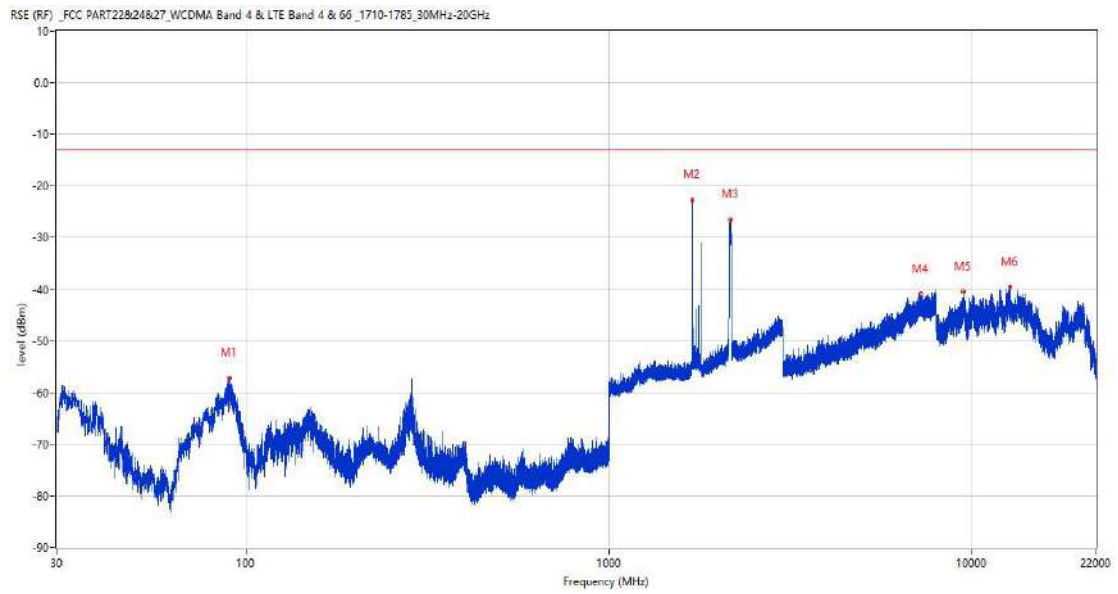
RSE-V&H CH132072 20M RB1 LOW CH132189 5M RB1 HIGH



Frequency (MHz)	Result (dBm)	Factor (dB)	PK Limit (dBm)	Margin (dB)	Table (o)	ANT	EUT	Verdict
85.678	-52.15	-19.45	-13.0	39.15	213.00	Vertical	Horizontal	Pass
1689.100	-32.63	0.01	-13.0	19.63	263.00	Vertical	Horizontal	N/A
2128.200	-39.35	2.88	-13.0	26.35	340.00	Vertical	Horizontal	N/A
7710.000	-40.54	13.70	-13.0	27.54	20.00	Vertical	Horizontal	Pass
9446.138	-40.44	13.75	-13.0	27.44	3.00	Vertical	Horizontal	Pass
12502.762	-38.29	14.56	-13.0	25.29	122.00	Vertical	Horizontal	Pass

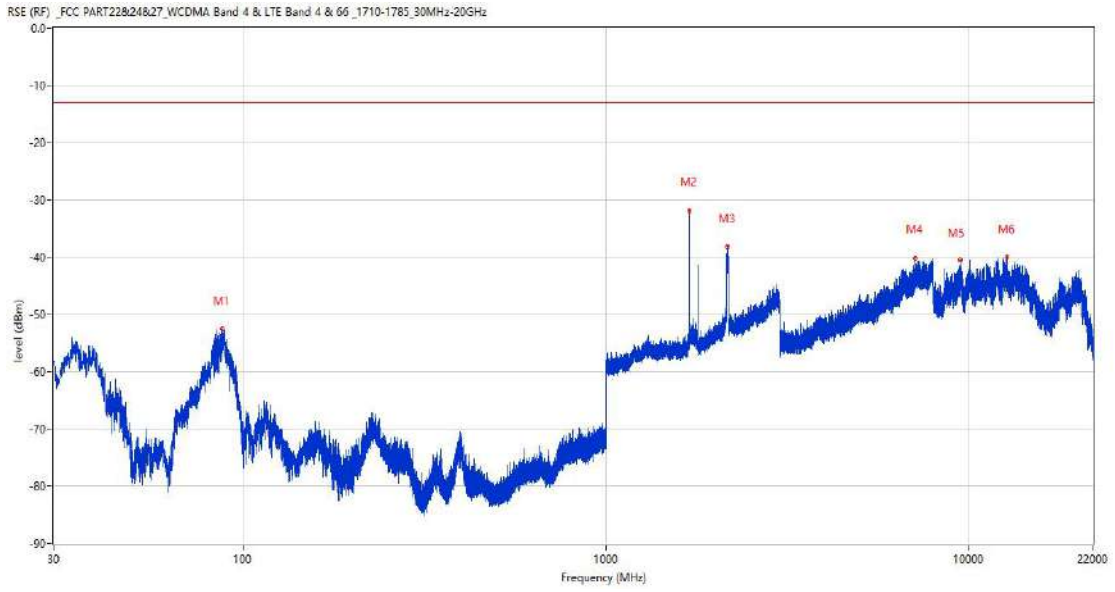
30.2 CA_66C 20MHz+5MHz, QPSK, Middle Channel

RSE-H&H CH132397 20M RB1 LOW CH132514 5M RB1 HIGH



Frequency (MHz)	Result (dBm)	Factor (dB)	PK Limit (dBm)	Margin (dB)	Table (o)	ANT	EUT	Verdict
89.655	-57.22	-19.25	-13.0	44.22	296.00	Horizontal	Horizontal	Pass
1699.100	-22.71	1.06	-13.0	9.71	58.00	Horizontal	Horizontal	N/A
2165.800	-26.47	2.80	-13.0	13.47	248.00	Horizontal	Horizontal	N/A
7210.250	-40.94	13.98	-13.0	27.94	360.00	Horizontal	Horizontal	Pass
9455.400	-40.54	13.67	-13.0	27.54	90.00	Horizontal	Horizontal	Pass
12738.125	-39.61	14.81	-13.0	26.61	90.00	Horizontal	Horizontal	Pass

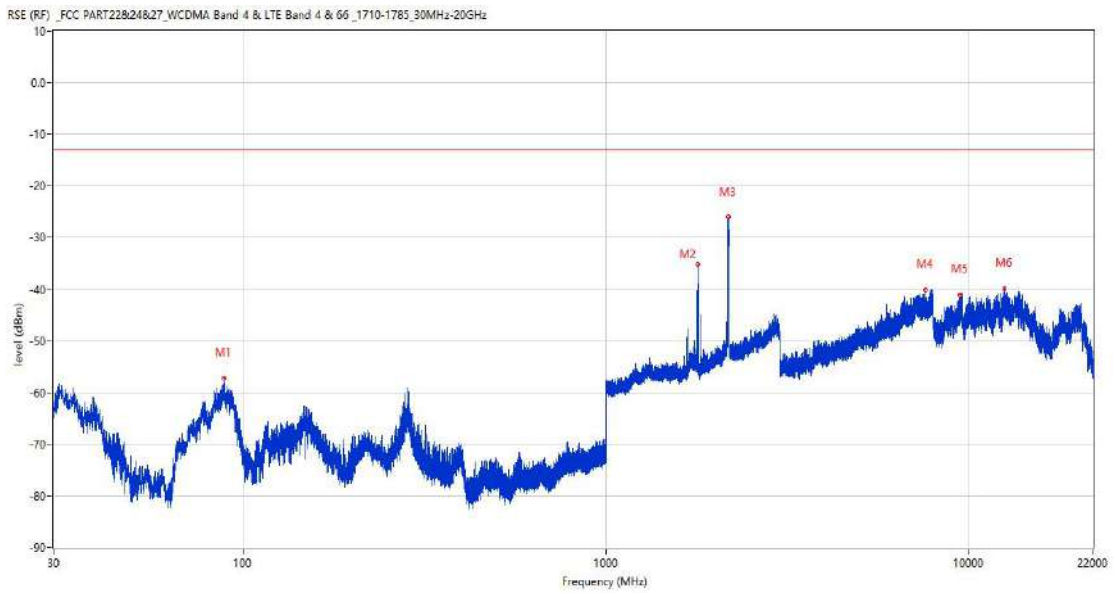
RSE-V&H CH132397 20M RB1 LOW CH132514 5M RB1 HIGH



Frequency (MHz)	Result (dBm)	Factor (dB)	PK Limit (dBm)	Margin (dB)	Table (o)	ANT	EUT	Verdict
87.521	-52.57	-18.92	-13.0	39.57	189.00	Vertical	Horizontal	Pass
1698.600	-31.86	0.81	-13.0	18.86	231.00	Vertical	Horizontal	N/A
2159.600	-38.21	2.97	-13.0	25.21	361.00	Vertical	Horizontal	N/A
7120.000	-40.16	13.76	-13.0	27.16	65.00	Vertical	Horizontal	Pass
9463.950	-40.44	13.48	-13.0	27.44	51.00	Vertical	Horizontal	Pass
12714.613	-40.03	14.85	-13.0	27.03	26.00	Vertical	Horizontal	Pass

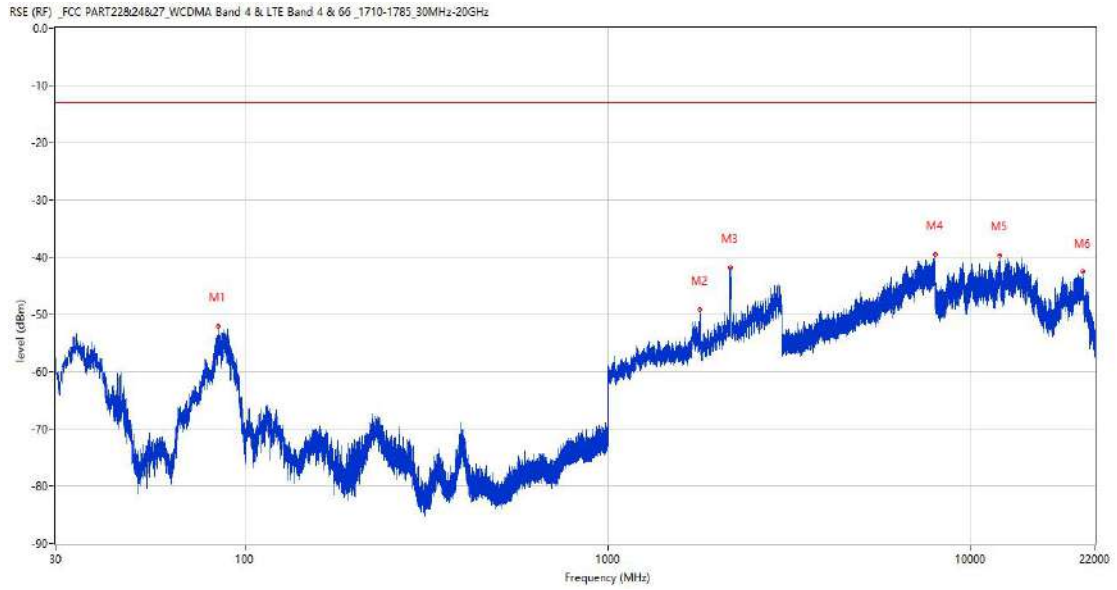
30.3 CA_66C 20MHz+5MHz, QPSK, High Channel

RSE-H&H CH132522 20M RB1 LOW CH132639 5M RB1 HIGH



Frequency (MHz)	Result (dBm)	Factor (dB)	PK Limit (dBm)	Margin (dB)	Table (o)	ANT	EUT	Verdict
88.588	-57.22	-18.95	-13.0	44.22	121.00	Horizontal	Horizontal	Pass
1792.900	-35.26	0.46	-13.0	22.26	269.00	Horizontal	Horizontal	N/A
2167.700	-25.99	2.71	-13.0	12.99	244.00	Horizontal	Horizontal	N/A
7578.750	-40.07	14.46	-13.0	27.07	306.00	Horizontal	Horizontal	Pass
9473.688	-40.97	13.28	-13.0	27.97	356.00	Horizontal	Horizontal	Pass
12567.125	-39.83	13.67	-13.0	26.83	66.00	Horizontal	Horizontal	Pass

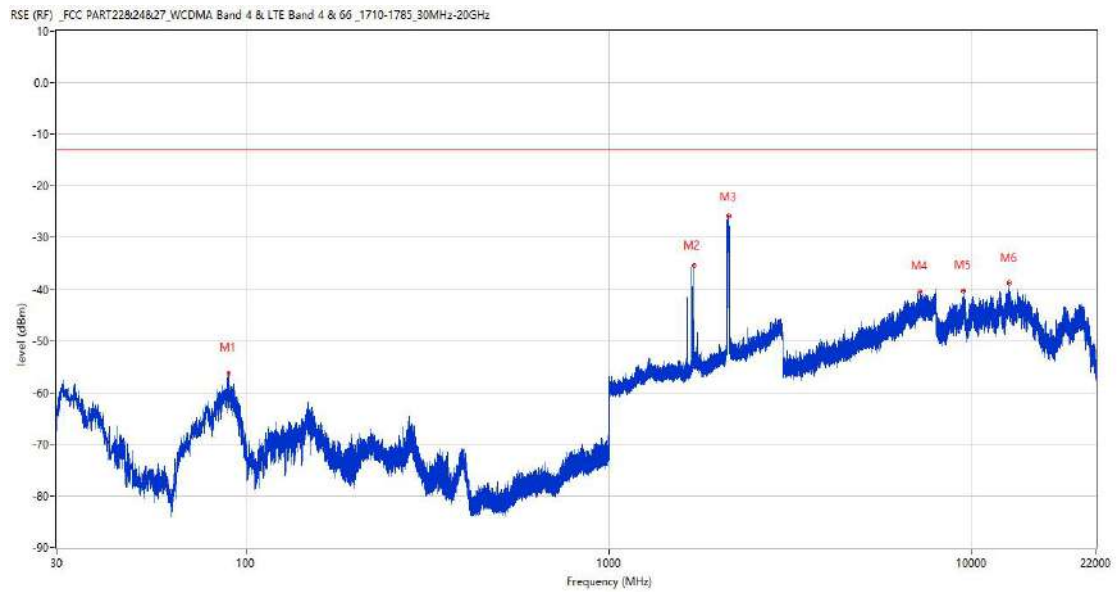
RSE-V&H CH132522 20M RB1 LOW CH132639 5M RB1 HIGH



Frequency (MHz)	Result (dBm)	Factor (dB)	PK Limit (dBm)	Margin (dB)	Table (o)	ANT	EUT	Verdict
84.126	-52.00	-19.91	-13.0	39.00	226.00	Vertical	Horizontal	Pass
1791.400	-49.12	0.56	-13.0	36.12	275.00	Vertical	Horizontal	N/A
2177.700	-41.85	2.92	-13.0	28.85	0.00	Vertical	Horizontal	N/A
7967.250	-39.43	15.30	-13.0	26.43	65.00	Vertical	Horizontal	Pass
12004.013	-39.62	13.93	-13.0	26.62	343.00	Vertical	Horizontal	Pass
20336.849	-42.59	12.80	-13.0	29.59	311.00	Vertical	Horizontal	Pass

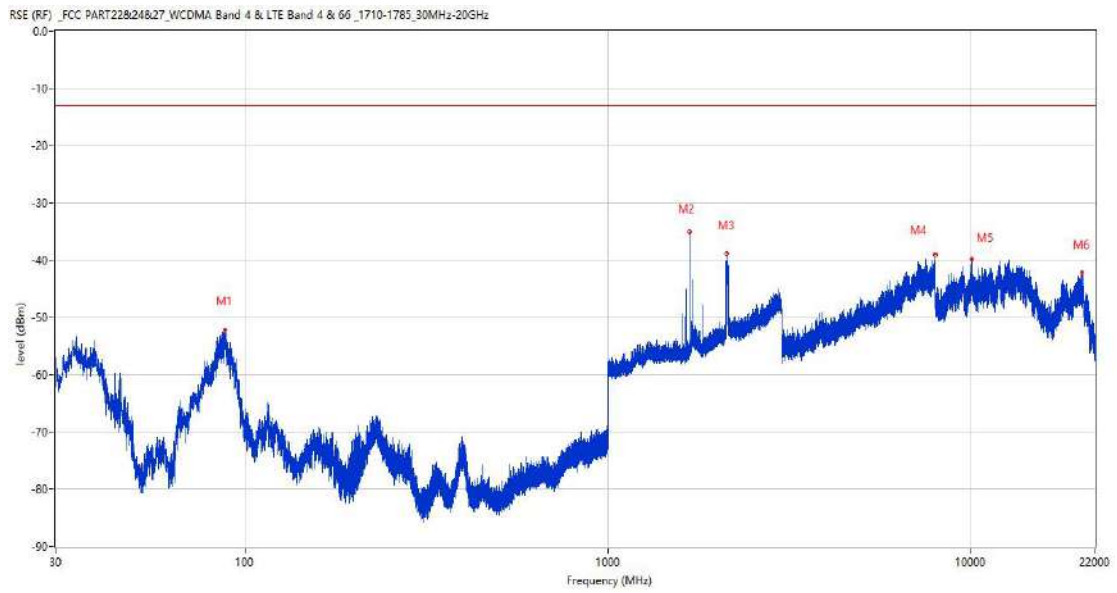
30.4 CA_66C 20MHz+20MHz, QPSK, Low Channel

RSE-H&H CH132072 20M RB1 LOW CH132270 20M RB1 HIGH



Frequency (MHz)	Result (dBm)	Factor (dB)	PK Limit (dBm)	Margin (dB)	Table (o)	ANT	EUT	Verdict
89.461	-56.26	-19.22	-13.0	43.26	300.00	Horizontal	Horizontal	Pass
1711.900	-35.32	1.37	-13.0	22.32	54.00	Horizontal	Horizontal	N/A
2142.100	-25.79	3.34	-13.0	12.79	247.00	Horizontal	Horizontal	N/A
7178.000	-40.39	14.08	-13.0	27.39	238.00	Horizontal	Horizontal	Pass
9463.000	-40.21	13.50	-13.0	27.21	140.00	Horizontal	Horizontal	Pass
12710.575	-38.84	14.85	-13.0	25.84	262.00	Horizontal	Horizontal	Pass

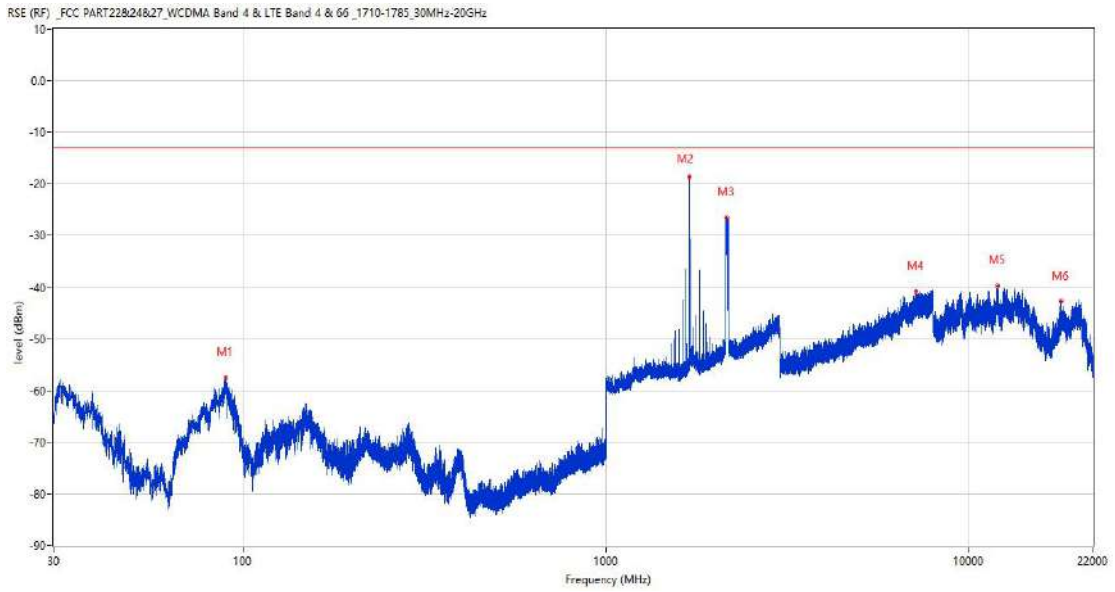
RSE-V&H CH132072 20M RB1 LOW CH132270 20M RB1 HIGH



Frequency (MHz)	Result (dBm)	Factor (dB)	PK Limit (dBm)	Margin (dB)	Table (o)	ANT	EUT	Verdict
88.103	-52.19	-18.83	-13.0	39.19	195.00	Vertical	Horizontal	Pass
1674.300	-35.12	-1.05	-13.0	22.12	297.00	Vertical	Horizontal	N/A
2125.100	-38.84	2.81	-13.0	25.84	334.00	Vertical	Horizontal	N/A
7966.000	-38.99	15.06	-13.0	25.99	1.00	Vertical	Horizontal	Pass
10061.500	-39.87	13.80	-13.0	26.87	294.00	Vertical	Horizontal	Pass
20264.239	-42.25	12.78	-13.0	29.25	360.00	Vertical	Horizontal	Pass

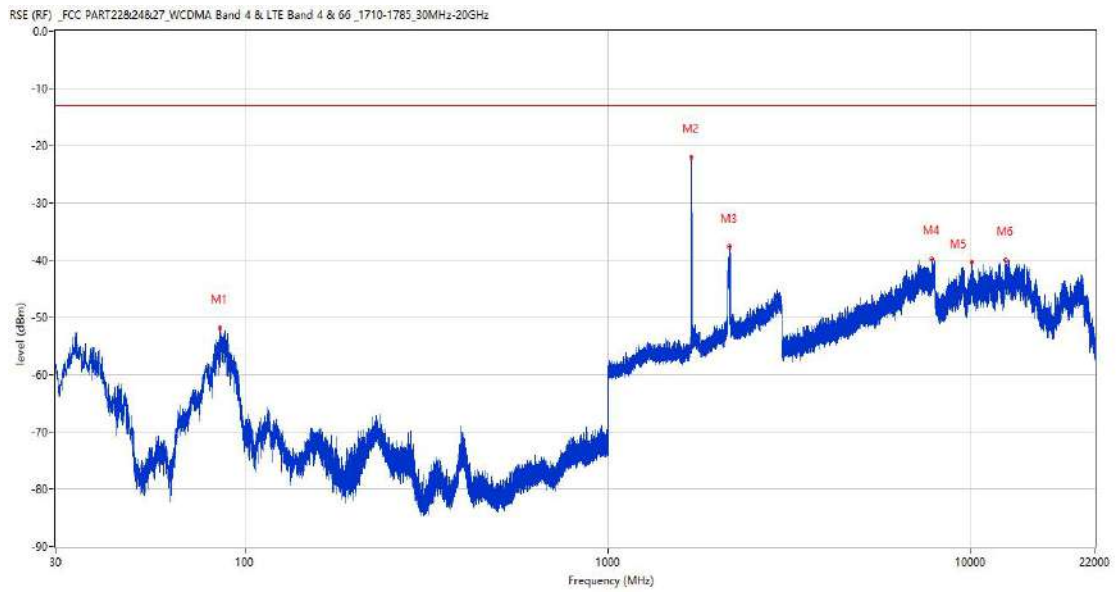
30.5 CA_66C 20MHz+20MHz, QPSK, Middle Channel

RSE-H&H CH132323 20M RB1 LOW CH132521 20M RB1 HIGH



Frequency (MHz)	Result (dBm)	Factor (dB)	PK Limit (dBm)	Margin (dB)	Table (o)	ANT	EUT	Verdict
89.267	-57.58	-19.17	-13.0	44.58	307.00	Horizontal	Horizontal	Pass
1699.400	-18.55	1.20	-13.0	5.55	91.00	Horizontal	Horizontal	N/A
2144.400	-26.52	3.27	-13.0	13.52	243.00	Horizontal	Horizontal	N/A
7137.250	-40.83	13.80	-13.0	27.83	307.00	Horizontal	Horizontal	Pass
11985.487	-39.71	14.02	-13.0	26.71	261.00	Horizontal	Horizontal	Pass
17928.614	-42.82	12.92	-13.0	29.82	360.00	Horizontal	Horizontal	Pass

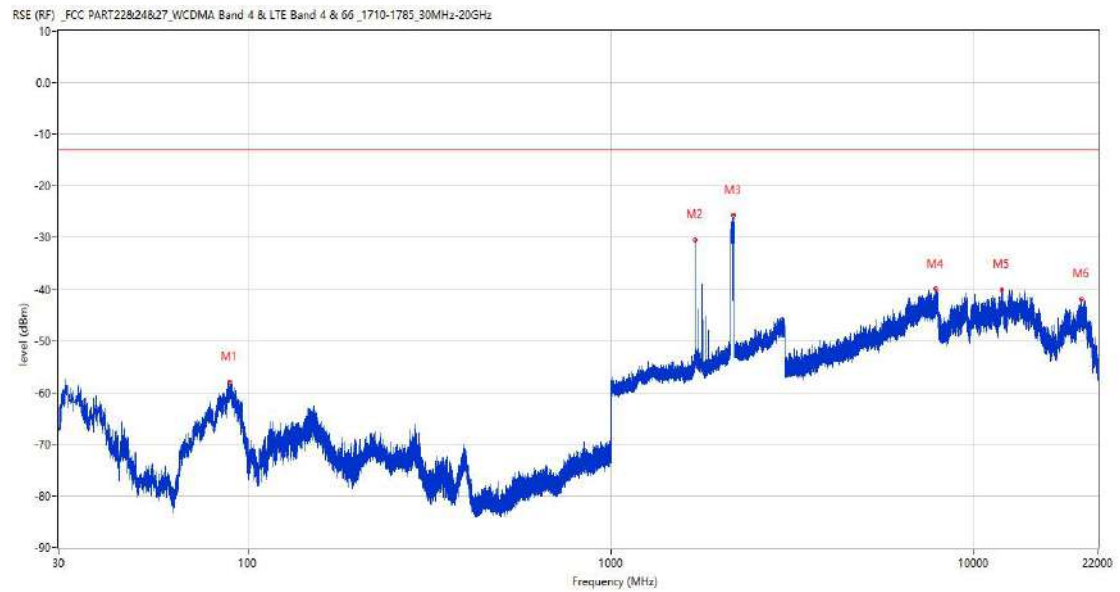
RSE-V&H CH132323 20M RB1 LOW CH132521 20M RB1 HIGH



Frequency (MHz)	Result (dBm)	Factor (dB)	PK Limit (dBm)	Margin (dB)	Table (o)	ANT	EUT	Verdict
85.145	-51.84	-19.57	-13.0	38.84	217.00	Vertical	Horizontal	Pass
1699.500	-22.01	1.25	-13.0	9.01	230.00	Vertical	Horizontal	N/A
2166.100	-37.64	2.85	-13.0	24.64	0.00	Vertical	Horizontal	N/A
7812.500	-39.82	15.29	-13.0	26.82	292.00	Vertical	Horizontal	Pass
10056.988	-40.38	13.94	-13.0	27.38	223.00	Vertical	Horizontal	Pass
12485.662	-39.92	14.42	-13.0	26.92	150.00	Vertical	Horizontal	Pass

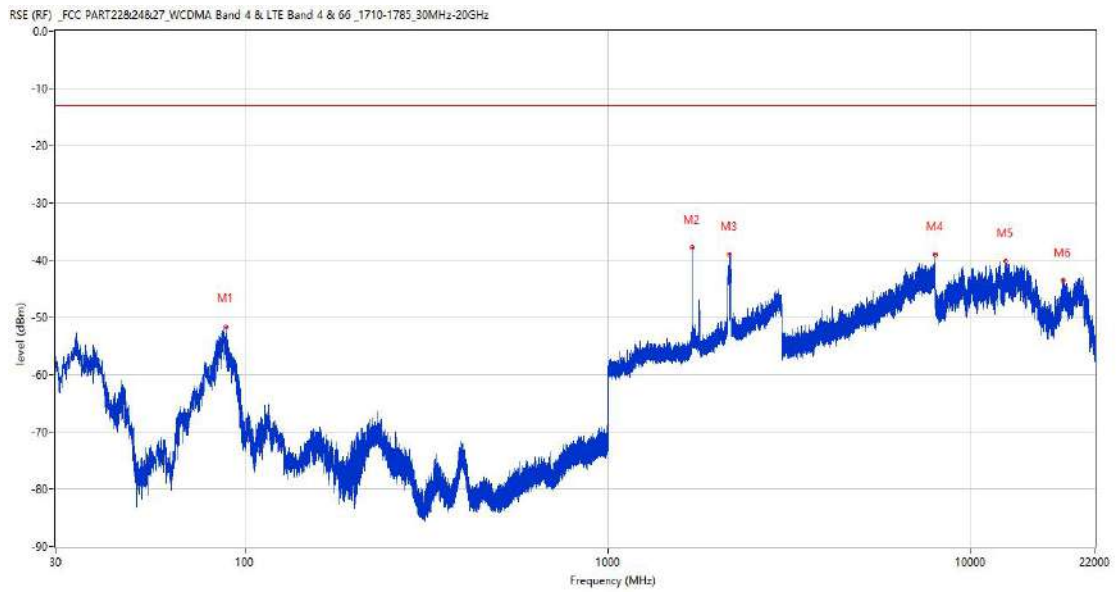
30.6 CA_66C 20MHz+20MHz, QPSK, High Channel

RSE-H&H CH132374 20M RB1 LOW CH132572 20M RB1 HIGH



Frequency (MHz)	Result (dBm)	Factor (dB)	PK Limit (dBm)	Margin (dB)	Table (o)	ANT	EUT	Verdict
88.685	-57.91	-18.98	-13.0	44.91	288.00	Horizontal	Horizontal	Pass
1704.400	-30.40	1.47	-13.0	17.40	59.00	Horizontal	Horizontal	N/A
2172.400	-25.67	2.90	-13.0	12.67	244.00	Horizontal	Horizontal	N/A
7835.250	-39.96	14.71	-13.0	26.96	0.00	Horizontal	Horizontal	Pass
11954.612	-40.03	14.04	-13.0	27.03	236.00	Horizontal	Horizontal	Pass
19772.600	-41.93	12.67	-13.0	28.93	275.00	Horizontal	Horizontal	Pass

RSE-V&H CH132374 20M RB1 LOW CH132572 20M RB1 HIGH

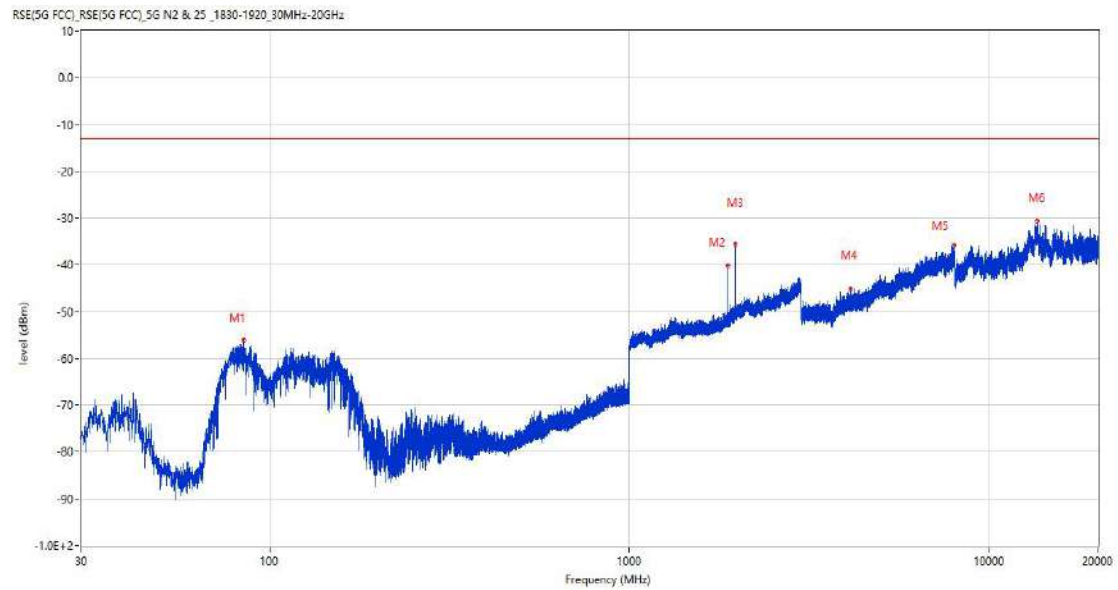


Frequency (MHz)	Result (dBm)	Factor (dB)	PK Limit (dBm)	Margin (dB)	Table (o)	ANT	EUT	Verdict
88.200	-51.68	-18.85	-13.0	38.68	187.00	Vertical	Horizontal	Pass
1704.400	-37.82	1.47	-13.0	24.82	230.00	Vertical	Horizontal	N/A
2156.800	-39.00	2.97	-13.0	26.00	340.00	Vertical	Horizontal	N/A
7959.500	-39.03	15.16	-13.0	26.03	360.00	Vertical	Horizontal	Pass
12494.213	-40.22	14.54	-13.0	27.22	224.00	Vertical	Horizontal	Pass
17949.886	-43.58	13.83	-13.0	30.58	1.00	Vertical	Horizontal	Pass

31 n2

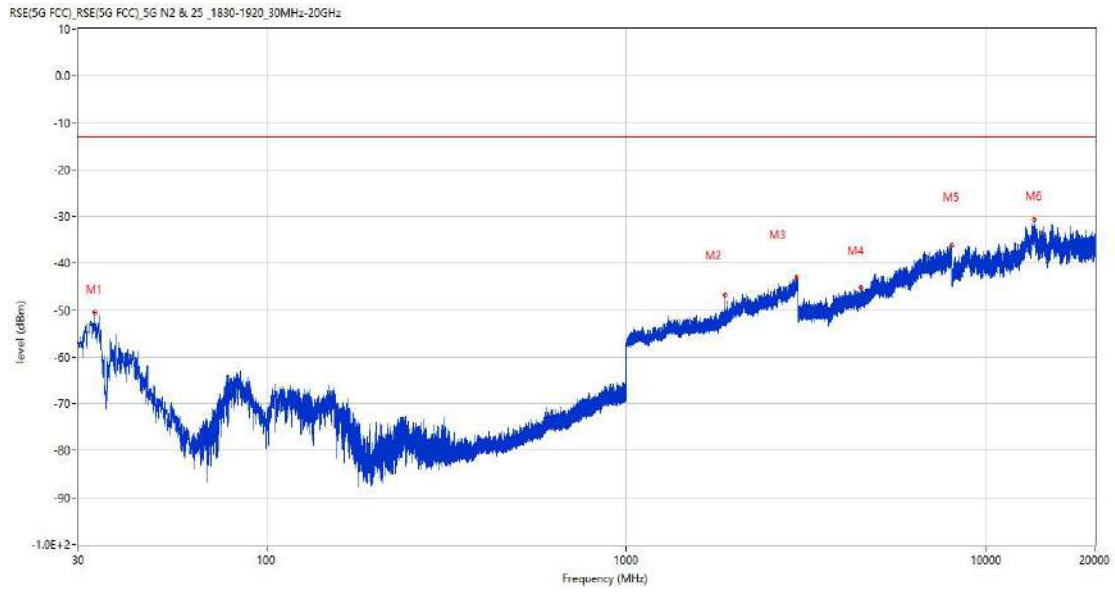
31.1 n2 BW5, QPSK, Middle Channel

RSE-H&H n2 BW5 CH392000



Frequency (MHz)	Result (dBm)	Factor (dB)	PK Limit (dBm)	Margin (dB)	Table (o)	ANT	EUT	Verdict
84.660	-56.07	-19.89	-13.0	43.07	121.00	Horizontal	Horizontal	Pass
1880.300	-40.21	2.76	-13.0	27.21	161.00	Horizontal	Horizontal	N/A
1960.000	-35.54	3.41	-13.0	22.54	286.00	Horizontal	Horizontal	N/A
4105.750	-45.18	9.95	-13.0	32.18	166.00	Horizontal	Horizontal	Pass
7968.500	-35.86	18.09	-13.0	22.86	54.00	Horizontal	Horizontal	Pass
13583.963	-30.63	24.98	-13.0	17.63	3.00	Horizontal	Horizontal	Pass

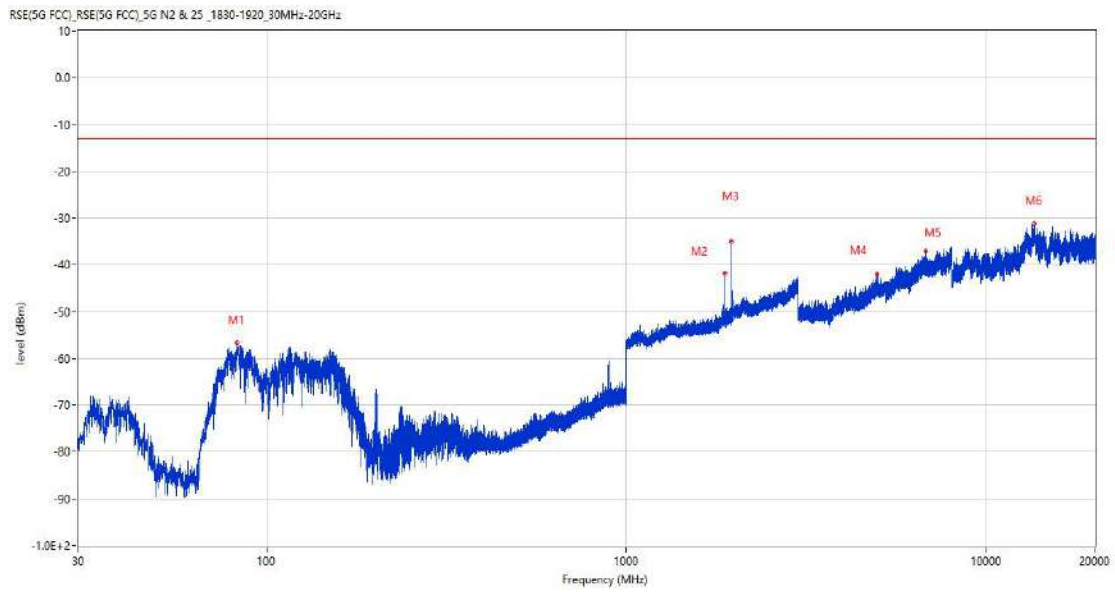
RSE-V&H n2 BW5 CH392000



Frequency (MHz)	Result (dBm)	Factor (dB)	PK Limit (dBm)	Margin (dB)	Table (o)	ANT	EUT	Verdict
33.298	-50.54	-23.66	-13.0	37.54	273.00	Vertical	Horizontal	Pass
1880.600	-46.84	2.76	-13.0	33.84	155.00	Vertical	Horizontal	N/A
2966.700	-43.05	11.73	-13.0	30.05	155.00	Vertical	Horizontal	Pass
4474.000	-45.16	10.47	-13.0	32.16	126.00	Vertical	Horizontal	Pass
7993.000	-36.26	18.55	-13.0	23.26	175.00	Vertical	Horizontal	Pass
13592.362	-30.60	24.92	-13.0	17.60	4.00	Vertical	Horizontal	Pass

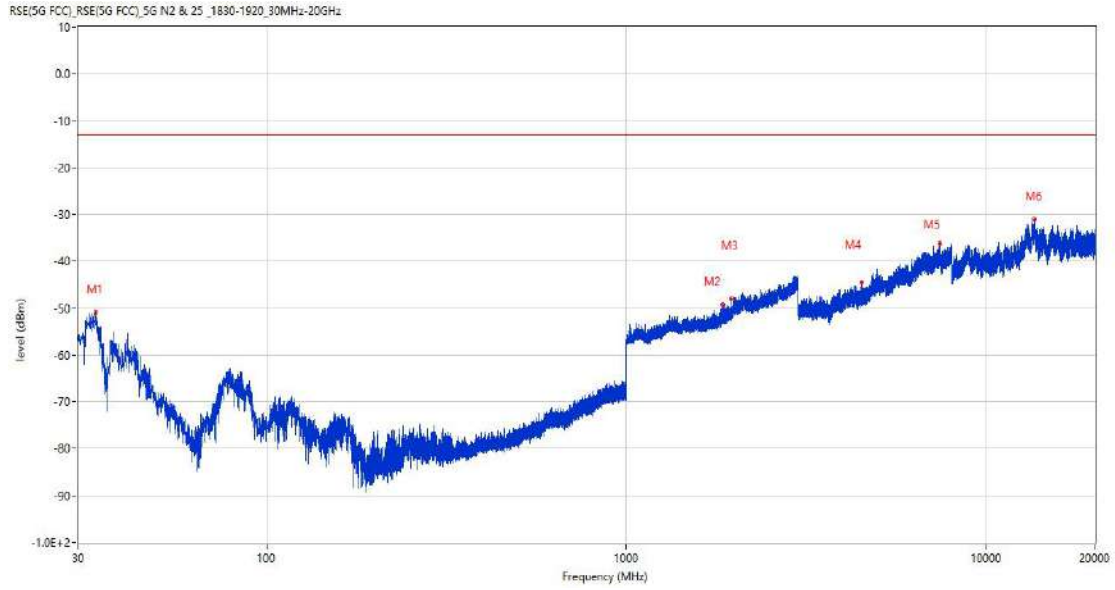
31.2 n2 BW15, QPSK, Middle Channel

RSE-H&H n2 BW15 CH392000



Frequency (MHz)	Result (dBm)	Factor (dB)	PK Limit (dBm)	Margin (dB)	Table (o)	ANT	EUT	Verdict
83.059	-56.69	-19.93	-13.0	43.69	100.00	Horizontal	Horizontal	Pass
1880.200	-41.87	2.76	-13.0	28.87	229.00	Horizontal	Horizontal	N/A
1954.600	-34.89	3.21	-13.0	21.89	295.00	Horizontal	Horizontal	N/A
4972.000	-42.07	13.52	-13.0	29.07	204.00	Horizontal	Horizontal	Pass
6778.000	-37.12	16.18	-13.0	24.12	224.00	Horizontal	Horizontal	Pass
13554.562	-31.20	25.19	-13.0	18.20	3.00	Horizontal	Horizontal	Pass

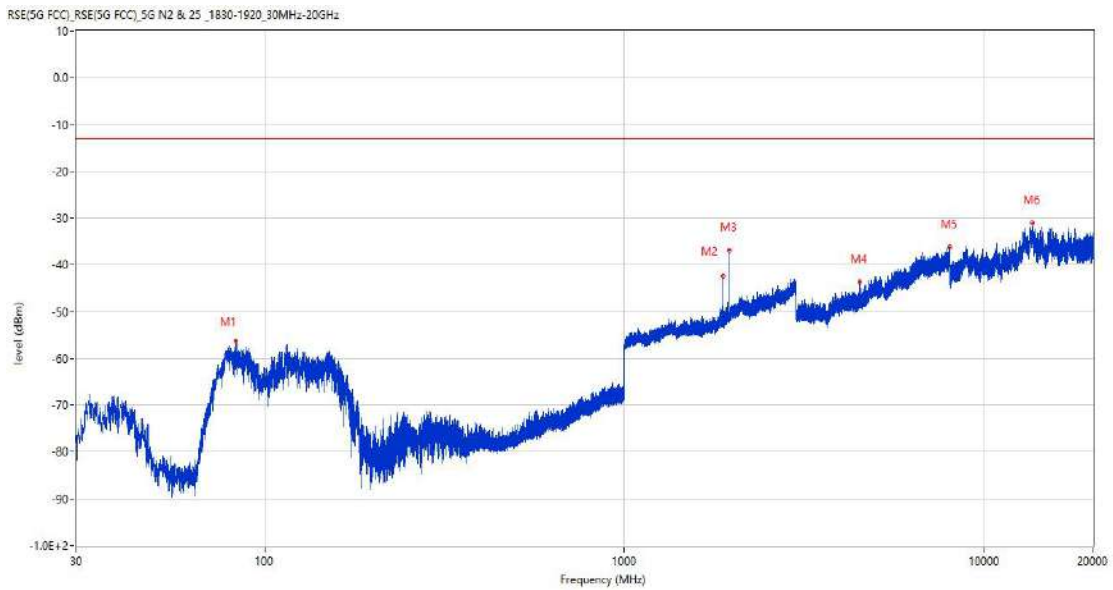
RSE-V&H n2 BW15 CH392000



Frequency (MHz)	Result (dBm)	Factor (dB)	PK Limit (dBm)	Margin (dB)	Table (o)	ANT	EUT	Verdict
33.589	-50.87	-23.73	-13.0	37.87	241.00	Vertical	Horizontal	Pass
1842.400	-49.28	2.42	-13.0	36.28	238.00	Vertical	Horizontal	Pass
1954.200	-48.07	3.17	-13.0	35.07	165.00	Vertical	Horizontal	N/A
4495.000	-44.45	10.76	-13.0	31.45	69.00	Vertical	Horizontal	Pass
7410.750	-36.19	18.12	-13.0	23.19	69.00	Vertical	Horizontal	Pass
13548.526	-30.99	25.18	-13.0	17.99	128.00	Vertical	Horizontal	Pass

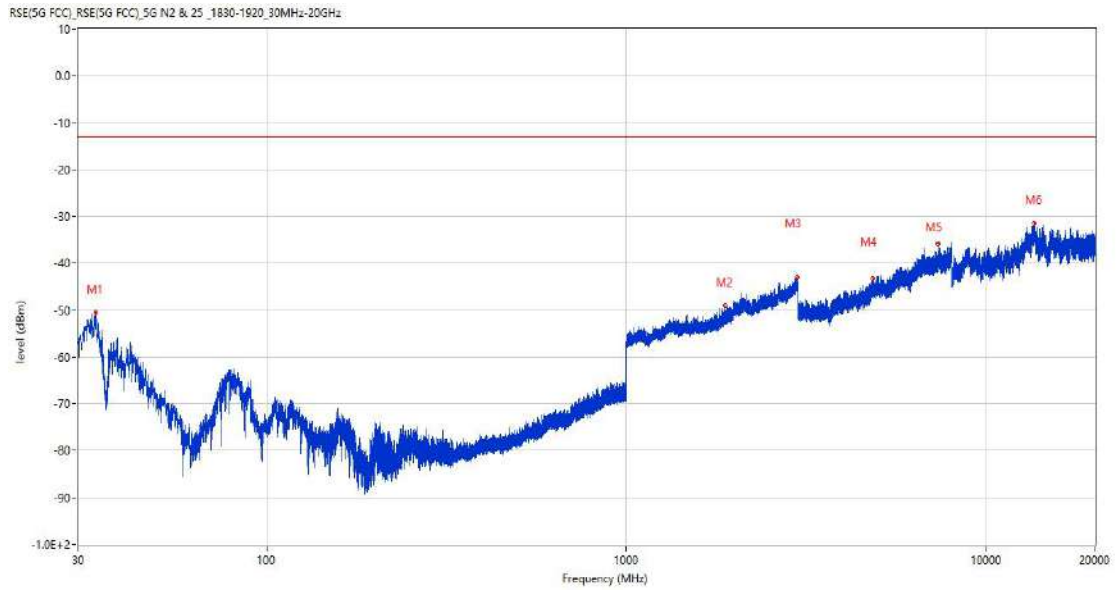
31.3 n2 BW20, QPSK, Middle Channel

RSE-H&H n2 BW20 CH392000



Frequency (MHz)	Result (dBm)	Factor (dB)	PK Limit (dBm)	Margin (dB)	Table (o)	ANT	EUT	Verdict
83.350	-56.38	-19.91	-13.0	43.38	98.00	Horizontal	Horizontal	Pass
1879.800	-42.35	2.76	-13.0	29.35	228.00	Horizontal	Horizontal	N/A
1954.900	-36.86	3.25	-13.0	23.86	281.00	Horizontal	Horizontal	N/A
4494.750	-43.64	10.76	-13.0	30.64	188.00	Horizontal	Horizontal	Pass
7997.750	-36.27	18.89	-13.0	23.27	0.00	Horizontal	Horizontal	Pass
13533.825	-31.01	24.81	-13.0	18.01	1.00	Horizontal	Horizontal	Pass

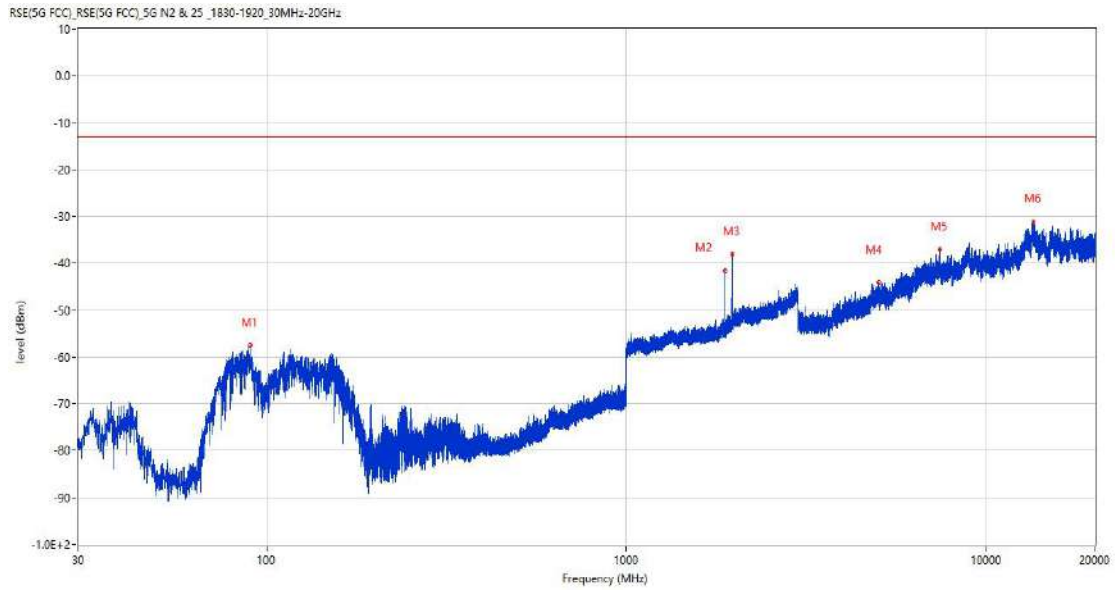
RSE-V&H n2 BW20 CH392000



Frequency (MHz)	Result (dBm)	Factor (dB)	PK Limit (dBm)	Margin (dB)	Table (o)	ANT	EUT	Verdict
33.492	-50.50	-23.71	-13.0	37.50	344.00	Vertical	Horizontal	Pass
1880.100	-49.01	2.76	-13.0	36.01	143.00	Vertical	Horizontal	N/A
2971.000	-43.08	11.90	-13.0	30.08	88.00	Vertical	Horizontal	Pass
4820.500	-43.29	12.91	-13.0	30.29	142.00	Vertical	Horizontal	Pass
7307.500	-35.83	16.83	-13.0	22.83	283.00	Vertical	Horizontal	Pass
13550.363	-31.45	25.22	-13.0	18.45	320.00	Vertical	Horizontal	Pass

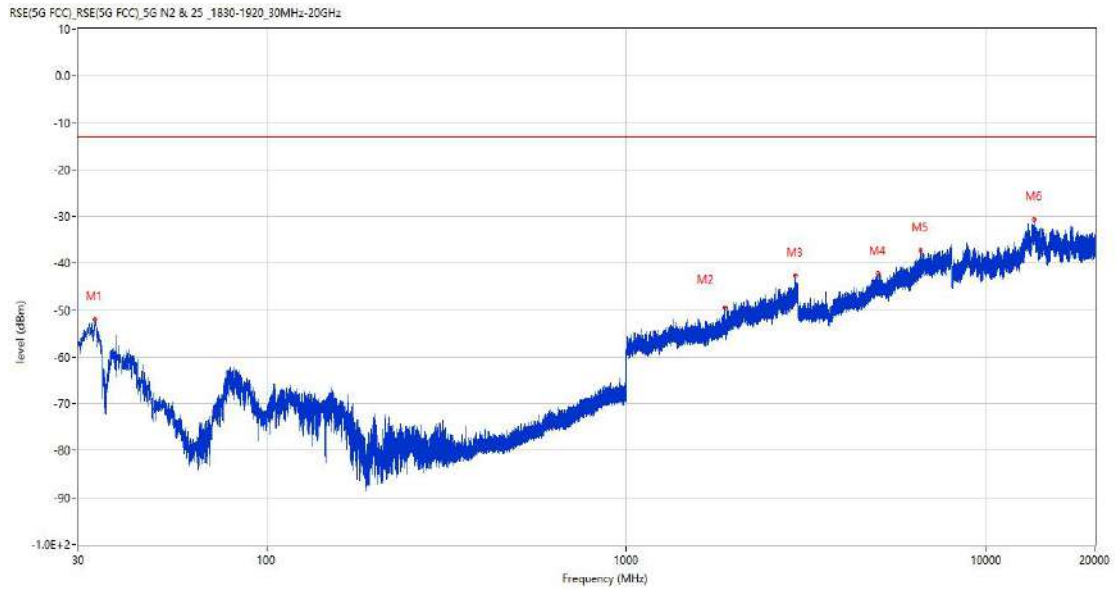
31.4 n2 BW5, PI2 BPSK, Middle Channel

RSE-H&H n2 BW5 CH392000



Frequency (MHz)	Result (dBm)	Factor (dB)	PK Limit (dBm)	Margin (dB)	Table (o)	ANT	EUT	Verdict
89.946	-57.52	-18.89	-13.0	44.52	91.00	Horizontal	Horizontal	Pass
1879.500	-41.63	2.76	-13.0	28.63	276.00	Horizontal	Horizontal	N/A
1958.500	-38.00	3.48	-13.0	25.00	295.00	Horizontal	Horizontal	N/A
5012.750	-44.13	12.55	-13.0	31.13	0.00	Horizontal	Horizontal	Pass
7400.750	-37.07	17.83	-13.0	24.07	263.00	Horizontal	Horizontal	Pass
13511.775	-31.19	24.24	-13.0	18.19	310.00	Horizontal	Horizontal	Pass

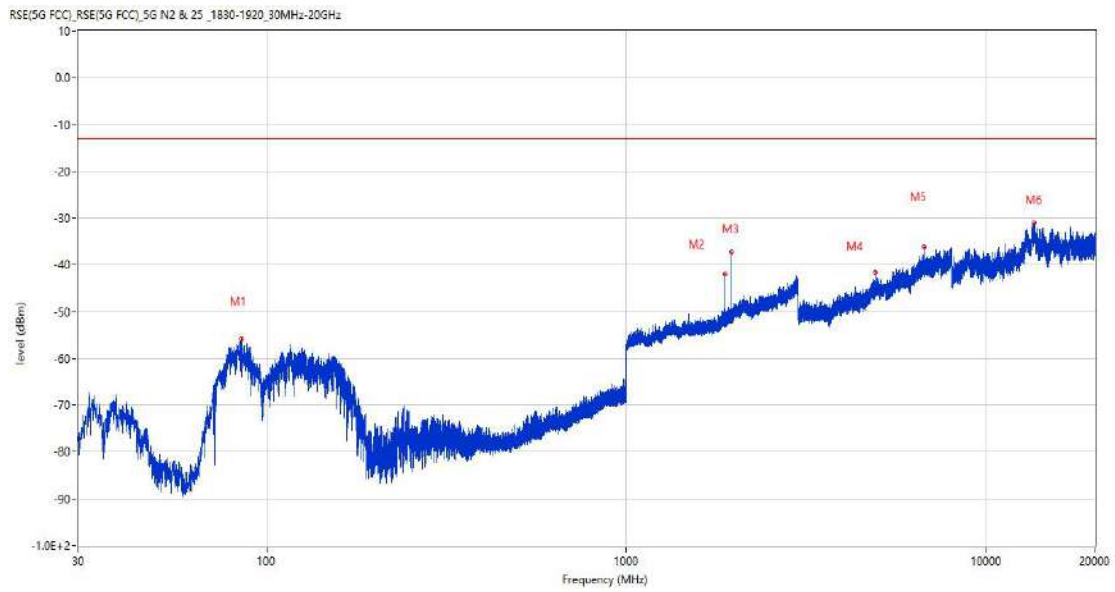
RSE-V&H n2 BW5 CH392000



Frequency (MHz)	Result (dBm)	Factor (dB)	PK Limit (dBm)	Margin (dB)	Table (o)	ANT	EUT	Verdict
33.395	-51.95	-23.69	-13.0	38.95	256.00	Vertical	Horizontal	Pass
1879.600	-49.39	2.76	-13.0	36.39	19.00	Vertical	Horizontal	N/A
2948.800	-42.67	11.06	-13.0	29.67	19.00	Vertical	Horizontal	Pass
4990.500	-42.28	13.11	-13.0	29.28	0.00	Vertical	Horizontal	Pass
6544.750	-37.25	15.82	-13.0	24.25	83.00	Vertical	Horizontal	Pass
13560.600	-30.61	25.15	-13.0	17.61	3.00	Vertical	Horizontal	Pass

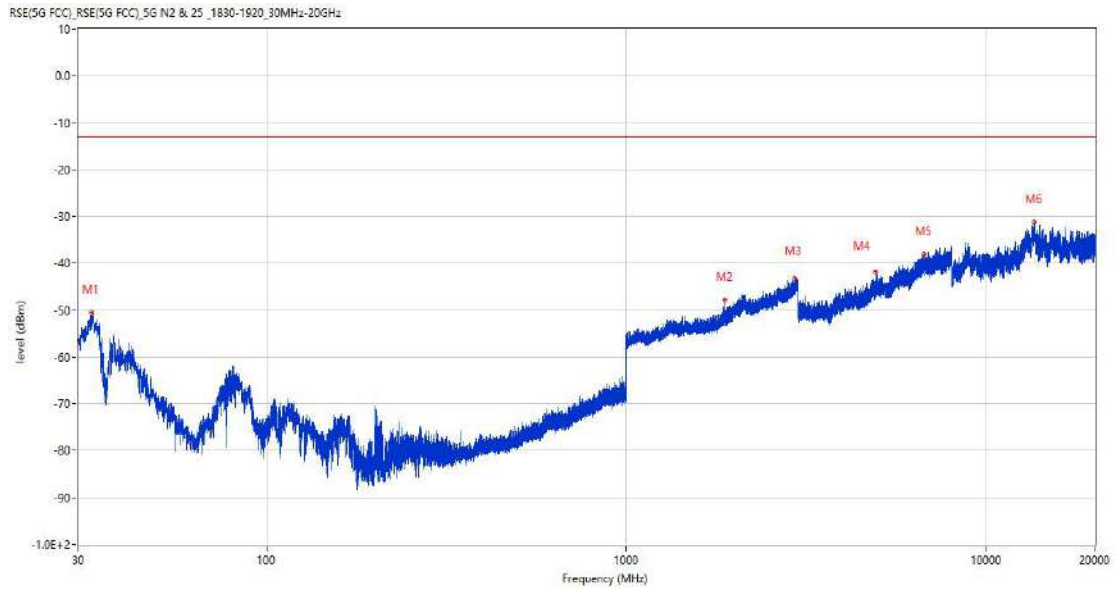
31.5 n2 BW15, PI2 BPSK, Middle Channel

RSE-H&H n2 BW15 CH392000



Frequency (MHz)	Result (dBm)	Factor (dB)	PK Limit (dBm)	Margin (dB)	Table (o)	ANT	EUT	Verdict
85.145	-55.89	-19.86	-13.0	42.89	75.00	Horizontal	Horizontal	Pass
1880.700	-42.08	2.76	-13.0	29.08	178.00	Horizontal	Horizontal	N/A
1955.300	-37.24	3.28	-13.0	24.24	289.00	Horizontal	Horizontal	N/A
4901.250	-41.63	12.44	-13.0	28.63	182.00	Horizontal	Horizontal	Pass
6687.000	-36.21	17.07	-13.0	23.21	222.00	Horizontal	Horizontal	Pass
13566.638	-31.05	25.10	-13.0	18.05	36.00	Horizontal	Horizontal	Pass

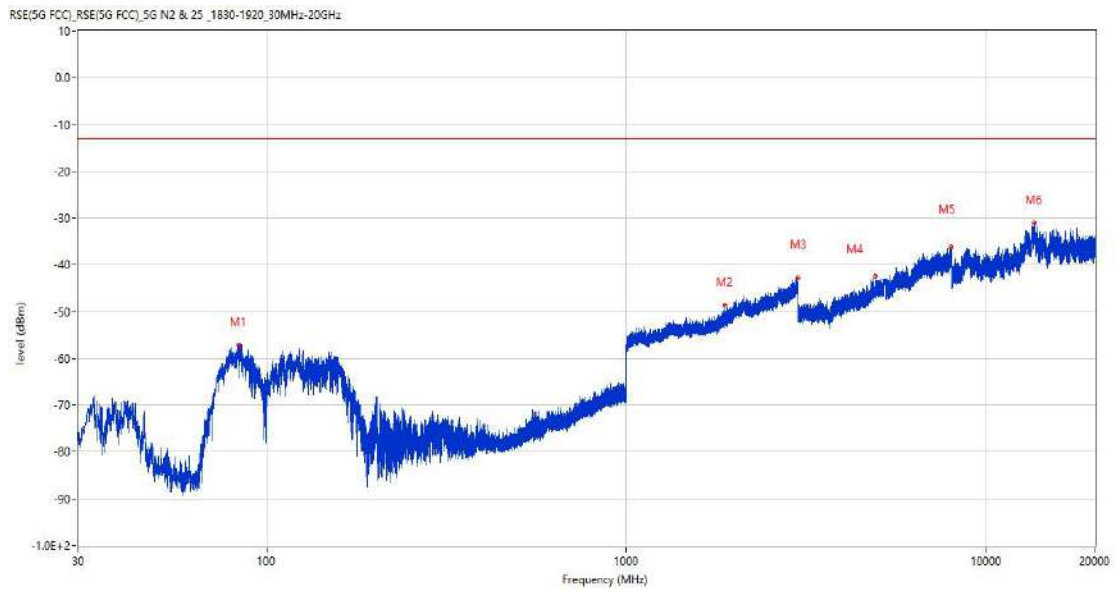
RSE-V&H n2 BW15 CH392000



Frequency (MHz)	Result (dBm)	Factor (dB)	PK Limit (dBm)	Margin (dB)	Table (o)	ANT	EUT	Verdict
32.571	-50.56	-23.28	-13.0	37.56	125.00	Vertical	Horizontal	Pass
1879.700	-47.84	2.76	-13.0	34.84	144.00	Vertical	Horizontal	N/A
2932.100	-43.34	10.29	-13.0	30.34	163.00	Vertical	Horizontal	Pass
4906.750	-41.84	12.68	-13.0	28.84	182.00	Vertical	Horizontal	Pass
6683.250	-38.00	16.97	-13.0	25.00	82.00	Vertical	Horizontal	Pass
13590.000	-31.20	24.94	-13.0	18.20	360.00	Vertical	Horizontal	Pass

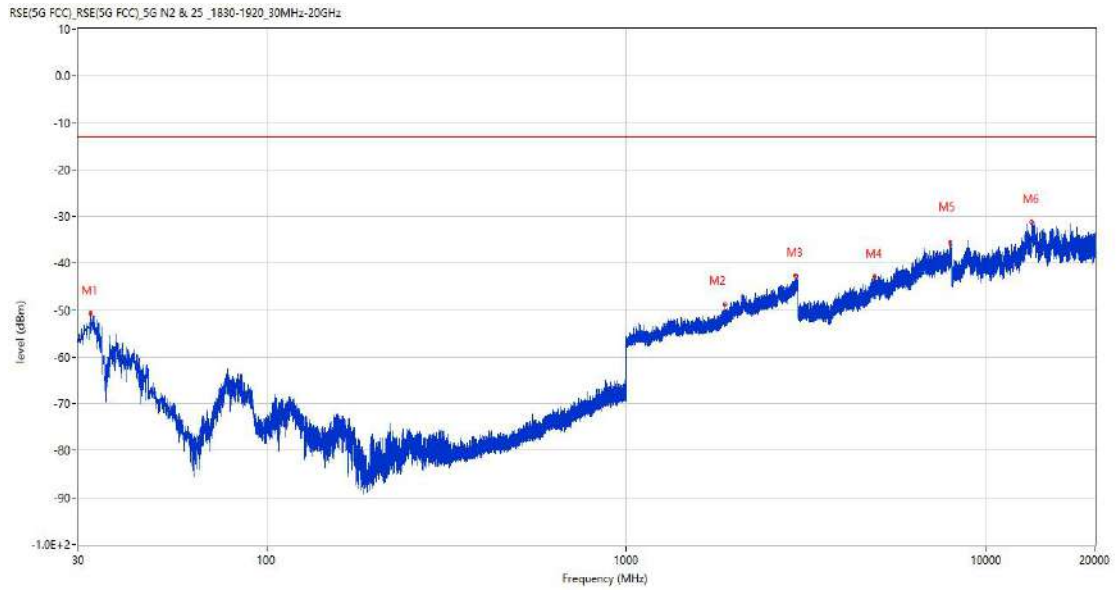
31.6 n2 BW20, PI2 BPSK, Middle Channel

RSE-H&H n2 BW20 CH392000



Frequency (MHz)	Result (dBm)	Factor (dB)	PK Limit (dBm)	Margin (dB)	Table (o)	ANT	EUT	Verdict
83.738	-57.21	-19.90	-13.0	44.21	118.00	Horizontal	Horizontal	Pass
1879.800	-48.57	2.76	-13.0	35.57	143.00	Horizontal	Horizontal	N/A
2993.400	-42.90	10.67	-13.0	29.90	360.00	Horizontal	Horizontal	Pass
4914.250	-42.47	13.20	-13.0	29.47	41.00	Horizontal	Horizontal	Pass
7956.000	-36.21	18.45	-13.0	23.21	0.00	Horizontal	Horizontal	Pass
13548.262	-31.03	25.18	-13.0	18.03	1.00	Horizontal	Horizontal	Pass

RSE-V&H n2 BW20 CH392000

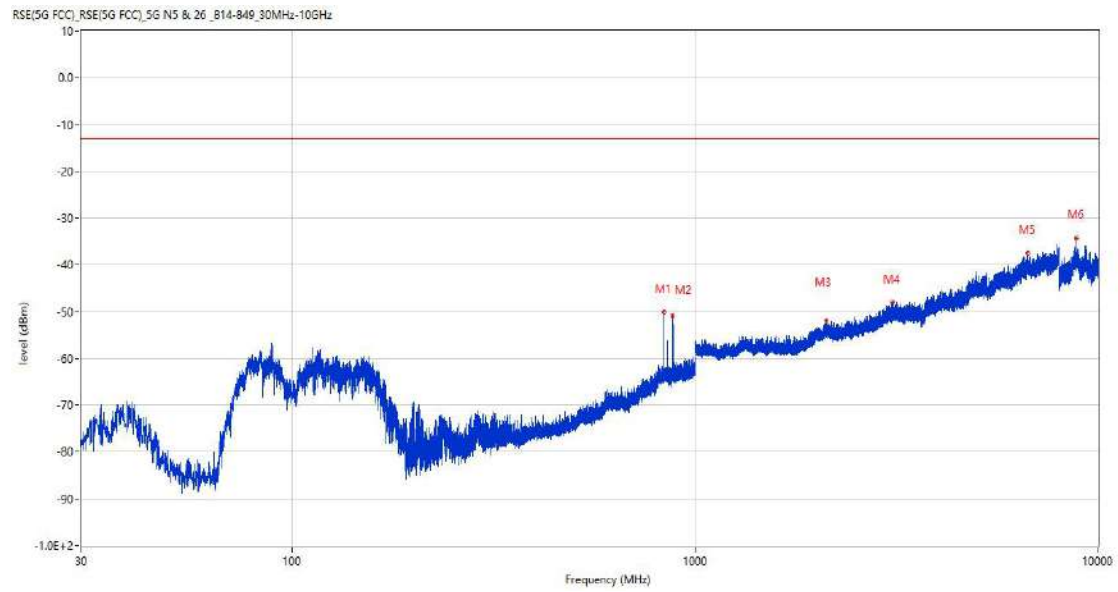


Frequency (MHz)	Result (dBm)	Factor (dB)	PK Limit (dBm)	Margin (dB)	Table (o)	ANT	EUT	Verdict
32.425	-50.62	-23.17	-13.0	37.62	254.00	Vertical	Horizontal	Pass
1880.400	-48.89	2.76	-13.0	35.89	145.00	Vertical	Horizontal	N/A
2945.800	-42.72	10.87	-13.0	29.72	112.00	Vertical	Horizontal	Pass
4890.250	-42.85	12.46	-13.0	29.85	343.00	Vertical	Horizontal	Pass
7933.750	-35.57	18.81	-13.0	22.57	242.00	Vertical	Horizontal	Pass
13358.474	-31.29	24.59	-13.0	18.29	3.00	Vertical	Horizontal	Pass

32 n5

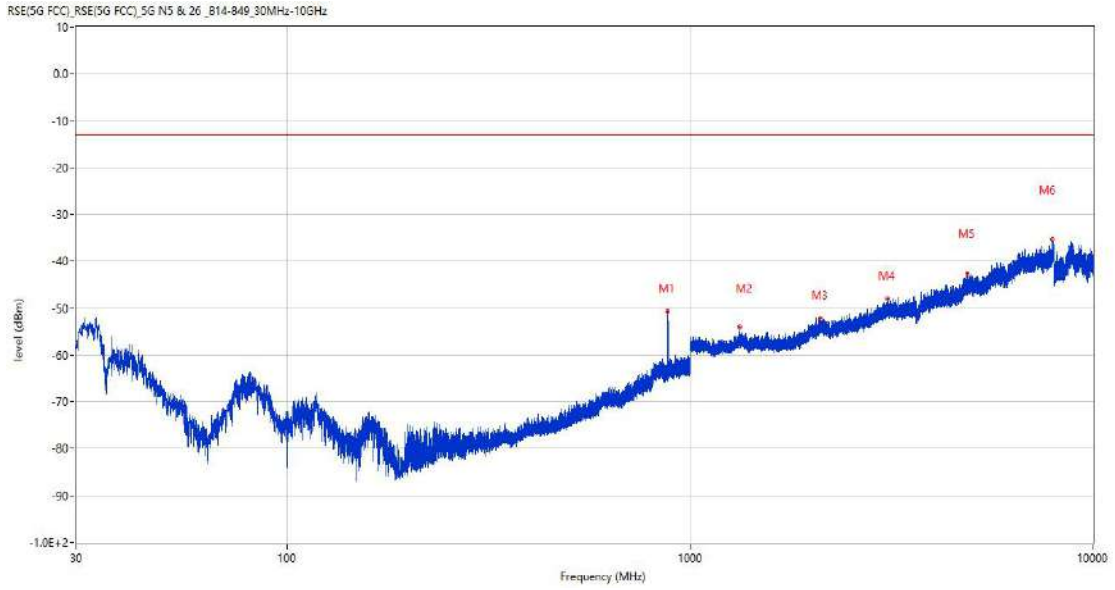
32.1 n5 BW5, QPSK, Middle Channel

RSE-H&H n5 BW5 CH176300



Frequency (MHz)	Result (dBm)	Factor (dB)	PK Limit (dBm)	Margin (dB)	Table (o)	ANT	EUT	Verdict
836.119	-50.07	7.12	-13.0	37.07	192.00	Horizontal	Horizontal	N/A
879.332	-51.00	6.54	-13.0	38.00	202.00	Horizontal	Horizontal	N/A
2115.100	-51.98	0.05	-13.0	38.98	65.00	Horizontal	Horizontal	Pass
3089.250	-48.02	6.90	-13.0	35.02	241.00	Horizontal	Horizontal	Pass
6682.000	-37.45	16.94	-13.0	24.45	360.00	Horizontal	Horizontal	Pass
8826.401	-34.23	19.97	-13.0	21.23	38.00	Horizontal	Horizontal	Pass

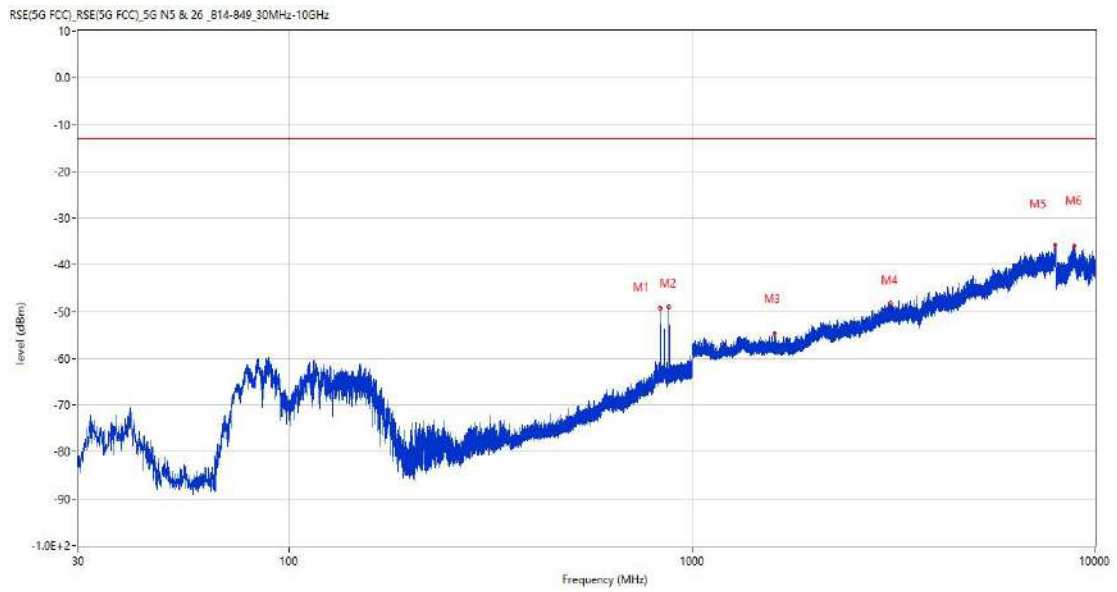
RSE-V&H n5 BW5 CH176300



Frequency (MHz)	Result (dBm)	Factor (dB)	PK Limit (dBm)	Margin (dB)	Table (o)	ANT	EUT	Verdict
879.671	-50.68	6.56	-13.0	37.68	123.00	Vertical	Horizontal	N/A
1330.700	-53.98	-2.41	-13.0	40.98	22.00	Vertical	Horizontal	Pass
2105.300	-52.21	0.16	-13.0	39.21	118.00	Vertical	Horizontal	Pass
3081.250	-48.05	6.95	-13.0	35.05	0.00	Vertical	Horizontal	Pass
4877.750	-42.66	12.62	-13.0	29.66	137.00	Vertical	Horizontal	Pass
7939.250	-35.27	18.96	-13.0	22.27	183.00	Vertical	Horizontal	Pass

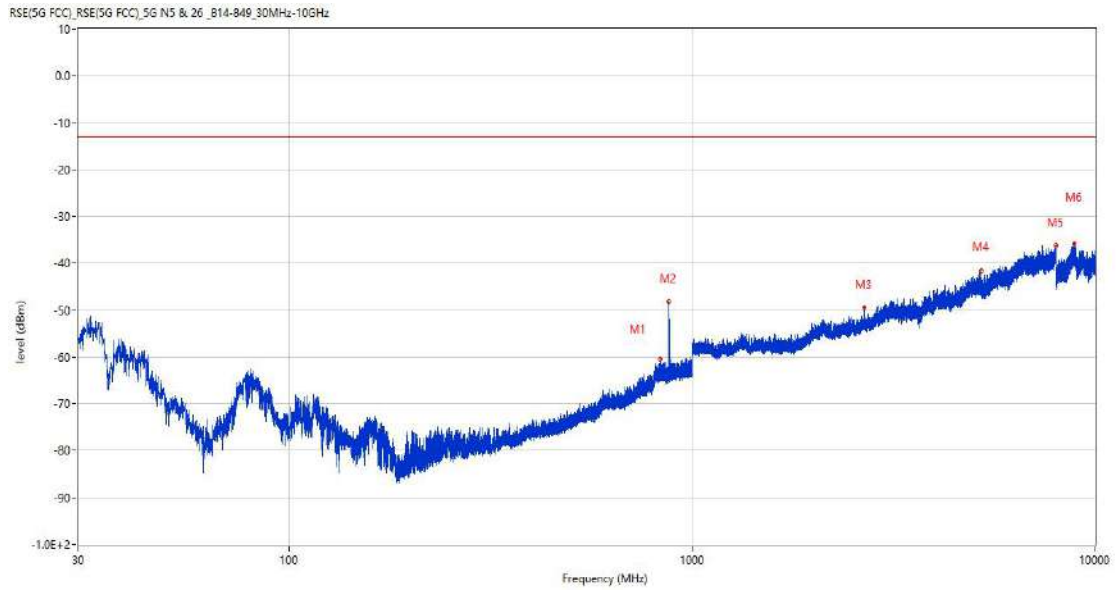
32.2 n5 BW15, QPSK, Middle Channel

RSE-H&H n5 BW15 CH176300



Frequency (MHz)	Result (dBm)	Factor (dB)	PK Limit (dBm)	Margin (dB)	Table (o)	ANT	EUT	Verdict
833.791	-49.19	7.08	-13.0	36.19	205.00	Horizontal	Horizontal	N/A
874.822	-48.95	6.43	-13.0	35.95	264.00	Horizontal	Horizontal	N/A
1607.200	-54.54	-3.72	-13.0	41.54	298.00	Horizontal	Horizontal	Pass
3105.000	-48.17	6.40	-13.0	35.17	178.00	Horizontal	Horizontal	Pass
7977.250	-35.87	18.04	-13.0	22.87	75.00	Horizontal	Horizontal	Pass
8897.800	-36.08	19.78	-13.0	23.08	177.00	Horizontal	Horizontal	Pass

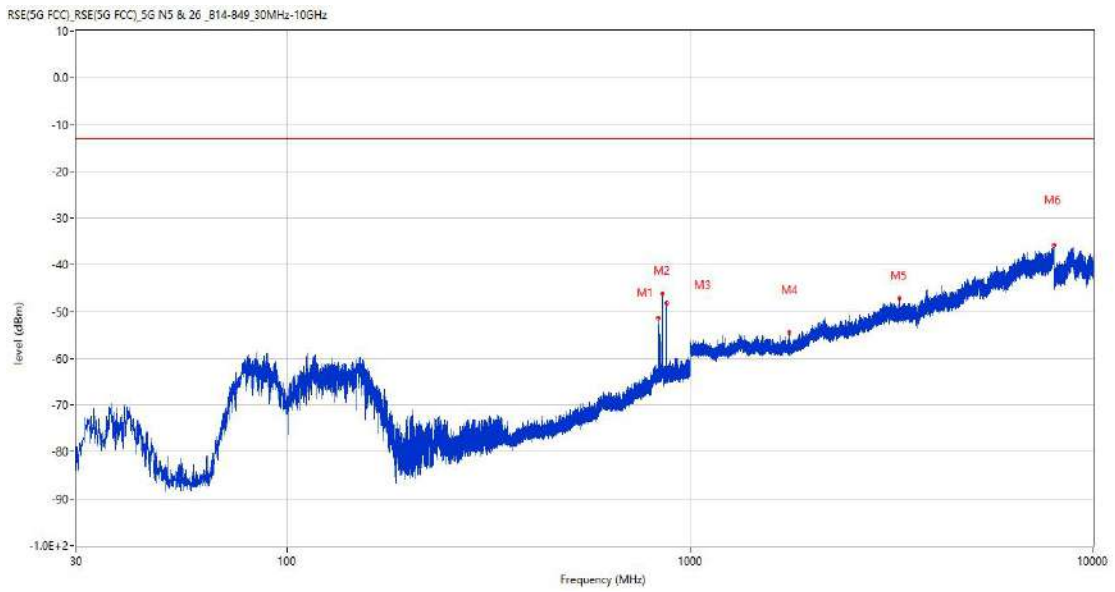
RSE-V&H n5 BW15 CH176300



Frequency (MHz)	Result (dBm)	Factor (dB)	PK Limit (dBm)	Margin (dB)	Table (o)	ANT	EUT	Verdict
833.936	-60.38	7.08	-13.0	47.38	327.00	Vertical	Horizontal	N/A
875.015	-48.31	6.44	-13.0	35.31	167.00	Vertical	Horizontal	N/A
2668.900	-49.55	2.83	-13.0	36.55	16.00	Vertical	Horizontal	Pass
5218.000	-41.49	12.44	-13.0	28.49	281.00	Vertical	Horizontal	Pass
7999.750	-36.25	19.02	-13.0	23.25	323.00	Vertical	Horizontal	Pass
8876.701	-35.75	20.03	-13.0	22.75	272.00	Vertical	Horizontal	Pass

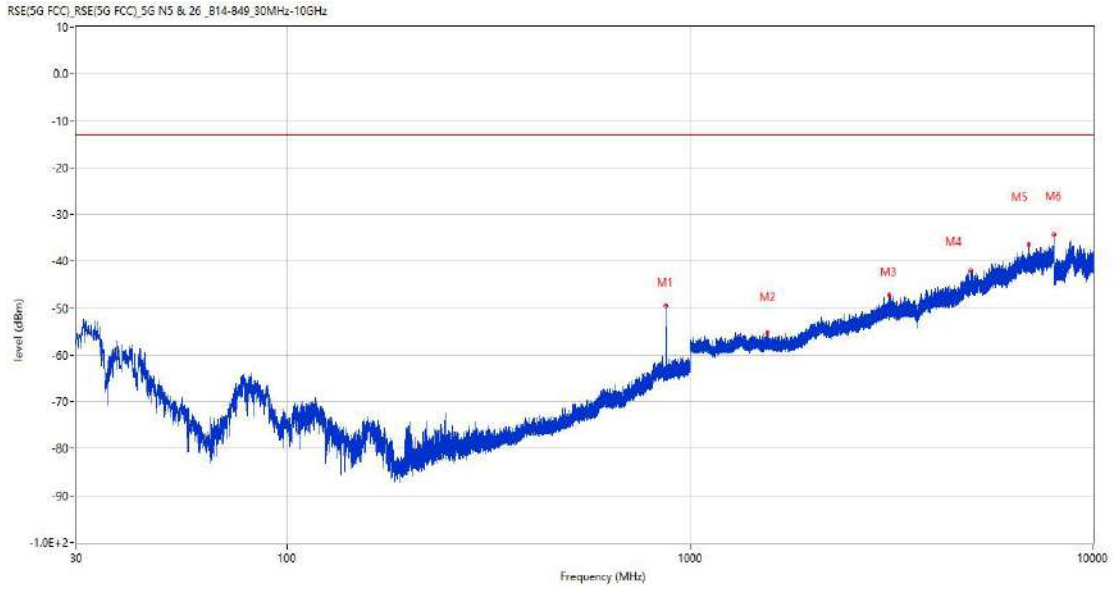
32.3 n5 BW20, QPSK, Middle Channel

RSE-H&H n5 BW20 CH176300



Frequency (MHz)	Result (dBm)	Factor (dB)	PK Limit (dBm)	Margin (dB)	Table (o)	ANT	EUT	Verdict
833.645	-51.42	7.08	-13.0	38.42	227.00	Horizontal	Horizontal	N/A
853.627	-46.22	7.38	-13.0	33.22	76.00	Horizontal	Horizontal	Pass
874.239	-48.25	6.42	-13.0	35.25	281.00	Horizontal	Horizontal	N/A
1761.400	-54.47	-3.69	-13.0	41.47	73.00	Horizontal	Horizontal	Pass
3313.750	-47.18	6.37	-13.0	34.18	76.00	Horizontal	Horizontal	Pass
7998.250	-35.71	18.89	-13.0	22.71	0.00	Horizontal	Horizontal	Pass

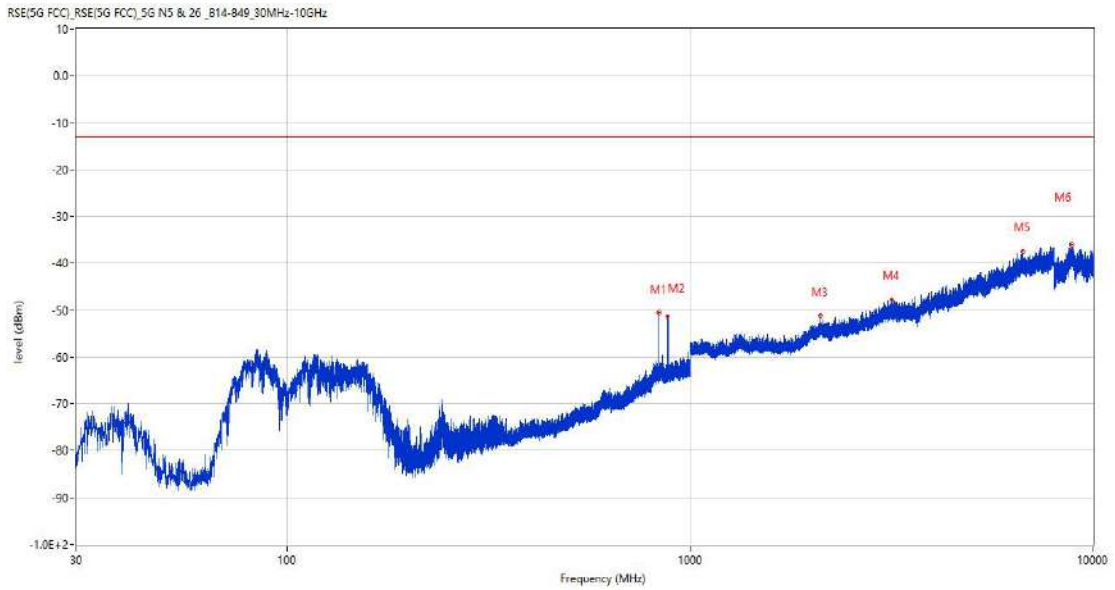
RSE-V&H n5 BW20 CH176300



Frequency (MHz)	Result (dBm)	Factor (dB)	PK Limit (dBm)	Margin (dB)	Table (o)	ANT	EUT	Verdict
872.833	-49.56	6.43	-13.0	36.56	160.00	Vertical	Horizontal	N/A
1552.400	-55.19	-3.12	-13.0	42.19	45.00	Vertical	Horizontal	Pass
3113.250	-47.16	6.30	-13.0	34.16	14.00	Vertical	Horizontal	Pass
4976.500	-41.95	13.43	-13.0	28.95	96.00	Vertical	Horizontal	Pass
6935.500	-36.42	16.03	-13.0	23.42	240.00	Vertical	Horizontal	Pass
7999.500	-34.25	19.00	-13.0	21.25	199.00	Vertical	Horizontal	Pass

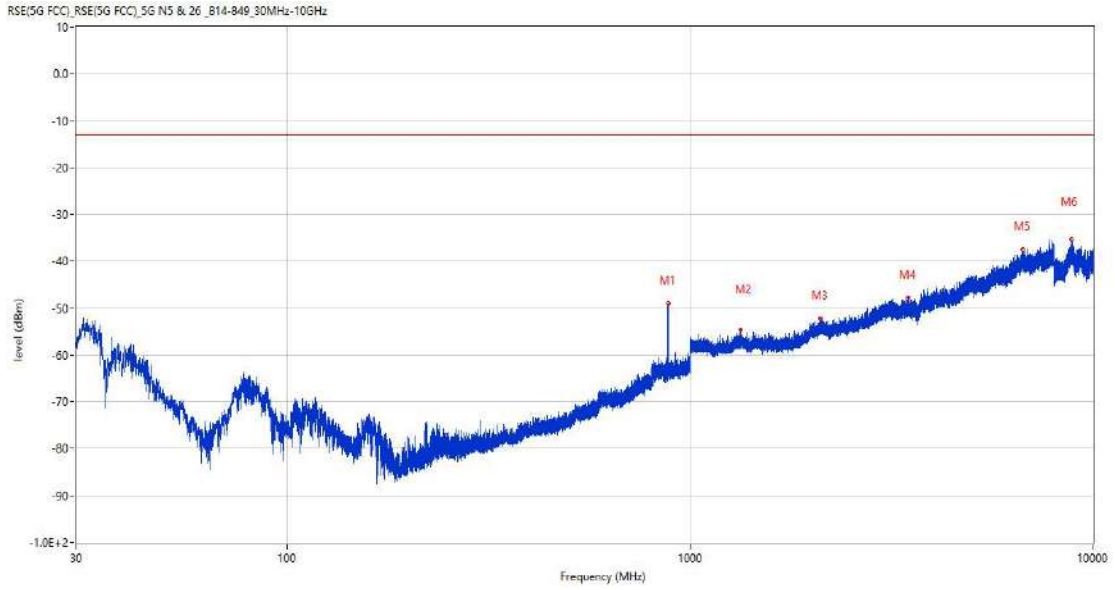
32.4 n5 BW5, PI/2 BPSK, Middle Channel

RSE-H&H n5 BW5 CH176300



Frequency (MHz)	Result (dBm)	Factor (dB)	PK Limit (dBm)	Margin (dB)	Table (o)	ANT	EUT	Verdict
836.167	-50.59	7.12	-13.0	37.59	270.00	Horizontal	Horizontal	N/A
881.563	-51.25	6.75	-13.0	38.25	278.00	Horizontal	Horizontal	N/A
2107.800	-51.12	0.28	-13.0	38.12	64.00	Horizontal	Horizontal	Pass
3161.750	-47.71	6.08	-13.0	34.71	220.00	Horizontal	Horizontal	Pass
6690.750	-37.34	17.01	-13.0	24.34	96.00	Horizontal	Horizontal	Pass
8837.900	-36.01	20.16	-13.0	23.01	360.00	Horizontal	Horizontal	Pass

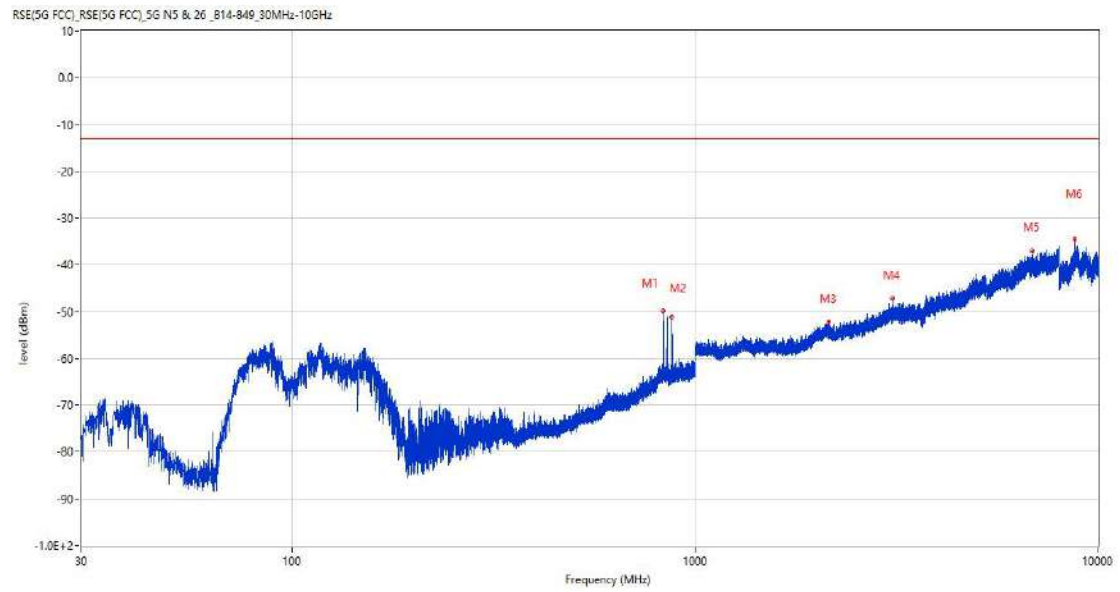
RSE-V&H n5 BW5 CH176300



Frequency (MHz)	Result (dBm)	Factor (dB)	PK Limit (dBm)	Margin (dB)	Table (o)	ANT	EUT	Verdict
881.854	-49.01	6.76	-13.0	36.01	146.00	Vertical	Horizontal	N/A
1335.100	-54.58	-2.50	-13.0	41.58	307.00	Vertical	Horizontal	Pass
2108.300	-52.23	0.32	-13.0	39.23	171.00	Vertical	Horizontal	Pass
3468.250	-47.75	7.32	-13.0	34.75	157.00	Vertical	Horizontal	Pass
6680.750	-37.48	16.92	-13.0	24.48	54.00	Vertical	Horizontal	Pass
8854.500	-35.44	20.31	-13.0	22.44	360.00	Vertical	Horizontal	Pass

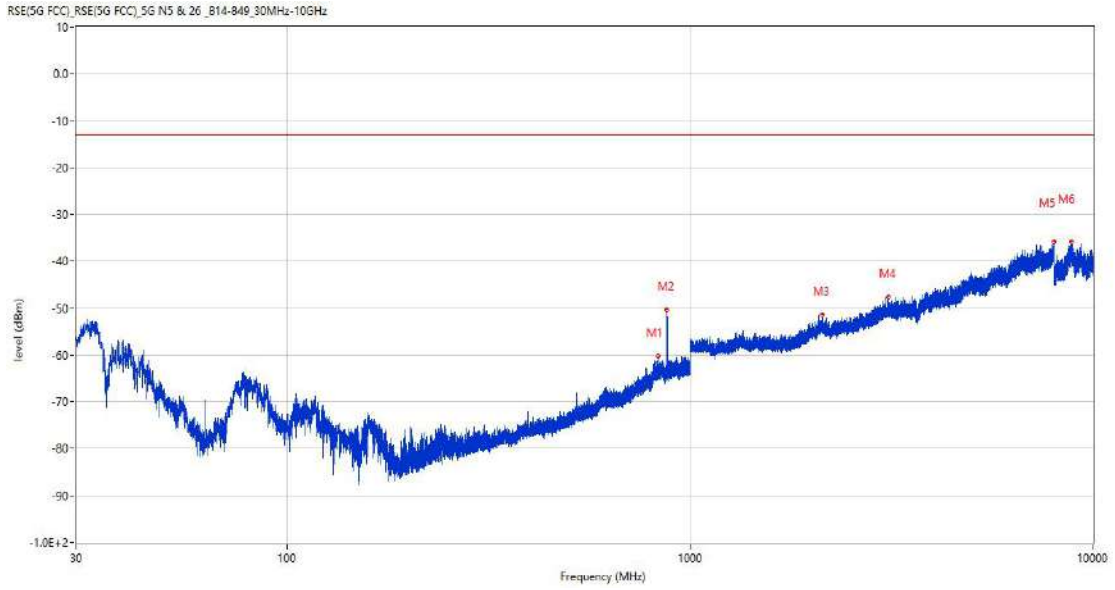
32.5 n5 BW15, PI/2 BPSK, Middle Channel

RSE-H&H n5 BW15 CH176300



Frequency (MHz)	Result (dBm)	Factor (dB)	PK Limit (dBm)	Margin (dB)	Table (o)	ANT	EUT	Verdict
833.887	-49.93	7.08	-13.0	36.93	239.00	Horizontal	Horizontal	N/A
876.228	-51.17	6.48	-13.0	38.17	303.00	Horizontal	Horizontal	N/A
2148.900	-52.20	0.03	-13.0	39.20	94.00	Horizontal	Horizontal	Pass
3092.000	-47.25	6.83	-13.0	34.25	137.00	Horizontal	Horizontal	Pass
6852.500	-36.93	16.46	-13.0	23.93	55.00	Horizontal	Horizontal	Pass
8729.900	-34.45	19.07	-13.0	21.45	136.00	Horizontal	Horizontal	Pass

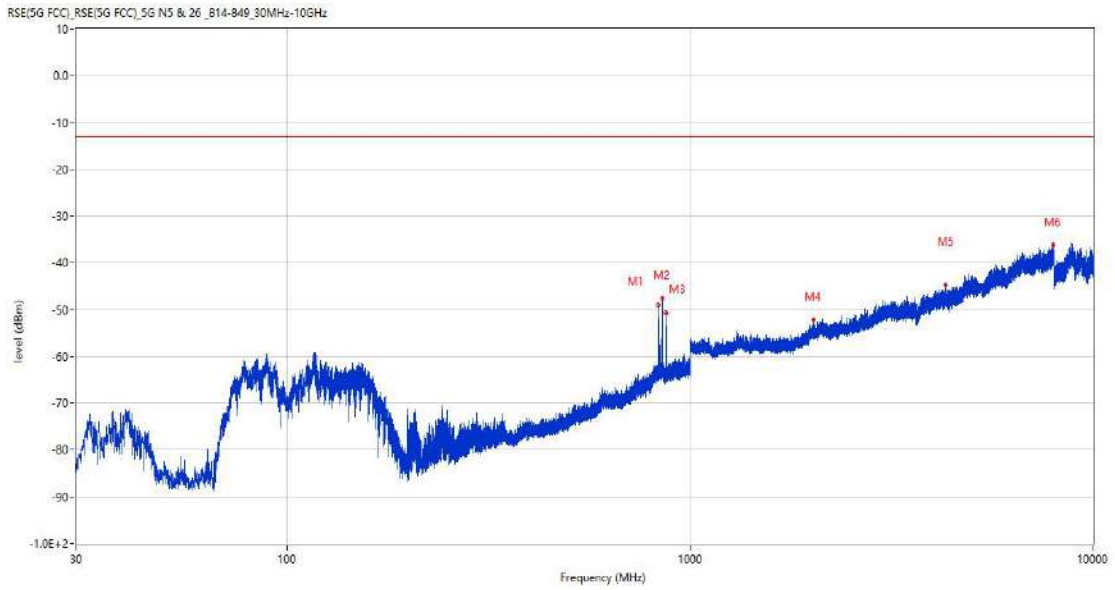
RSE-V&H n5 BW15 CH176300



Frequency (MHz)	Result (dBm)	Factor (dB)	PK Limit (dBm)	Margin (dB)	Table (o)	ANT	EUT	Verdict
833.839	-60.22	7.08	-13.0	47.22	26.00	Vertical	Horizontal	N/A
875.889	-50.33	6.47	-13.0	37.33	139.00	Vertical	Horizontal	N/A
2131.800	-51.39	-0.32	-13.0	38.39	214.00	Vertical	Horizontal	Pass
3094.500	-47.53	6.59	-13.0	34.53	0.00	Vertical	Horizontal	Pass
7996.250	-35.77	18.78	-13.0	22.77	14.00	Vertical	Horizontal	Pass
8854.700	-35.70	20.30	-13.0	22.70	139.00	Vertical	Horizontal	Pass

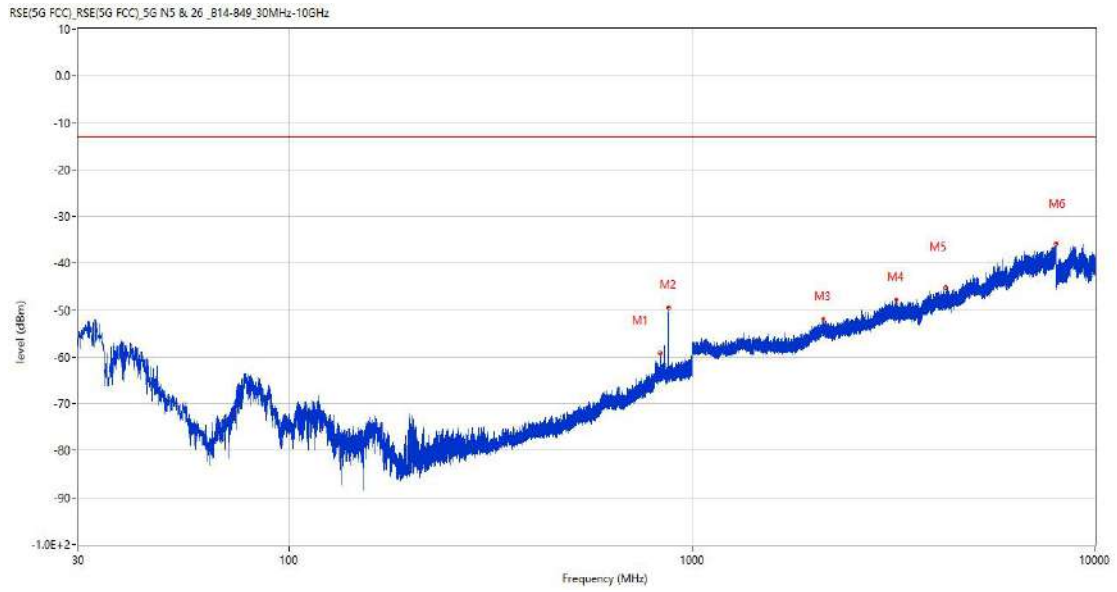
32.6 n5 BW20, PI/2 BPSK, Middle Channel

RSE-H&H n5 BW20 CH176300



Frequency (MHz)	Result (dBm)	Factor (dB)	PK Limit (dBm)	Margin (dB)	Table (o)	ANT	EUT	Verdict
833.936	-49.10	7.08	-13.0	36.10	35.00	Horizontal	Horizontal	N/A
853.482	-47.64	7.38	-13.0	34.64	21.00	Horizontal	Horizontal	Pass
872.106	-50.66	6.42	-13.0	37.66	259.00	Horizontal	Horizontal	N/A
2024.900	-52.14	-1.04	-13.0	39.14	74.00	Horizontal	Horizontal	Pass
4305.000	-44.69	10.77	-13.0	31.69	55.00	Horizontal	Horizontal	Pass
7975.250	-36.27	18.11	-13.0	23.27	34.00	Horizontal	Horizontal	Pass

RSE-V&H n5 BW20 CH176300

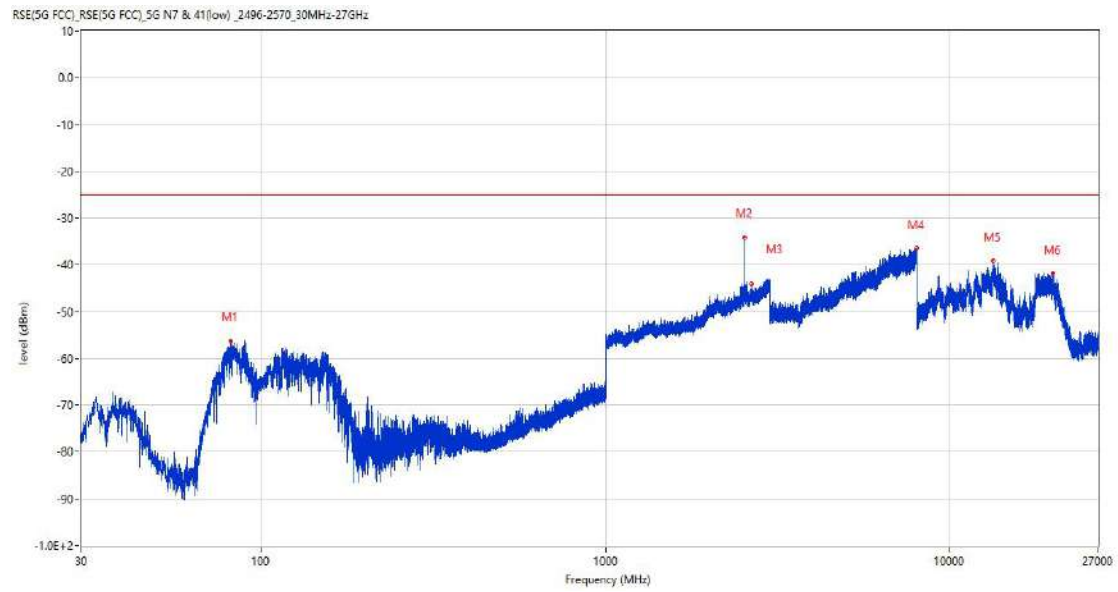


Frequency (MHz)	Result (dBm)	Factor (dB)	PK Limit (dBm)	Margin (dB)	Table (o)	ANT	EUT	Verdict
833.694	-59.26	7.08	-13.0	46.26	321.00	Vertical	Horizontal	N/A
873.269	-49.46	6.43	-13.0	36.46	169.00	Vertical	Horizontal	N/A
2112.200	-51.90	0.27	-13.0	38.90	337.00	Vertical	Horizontal	Pass
3204.750	-47.78	6.09	-13.0	34.78	15.00	Vertical	Horizontal	Pass
4254.750	-45.01	10.20	-13.0	32.01	343.00	Vertical	Horizontal	Pass
7979.750	-35.80	18.11	-13.0	22.80	35.00	Vertical	Horizontal	Pass

33 n7

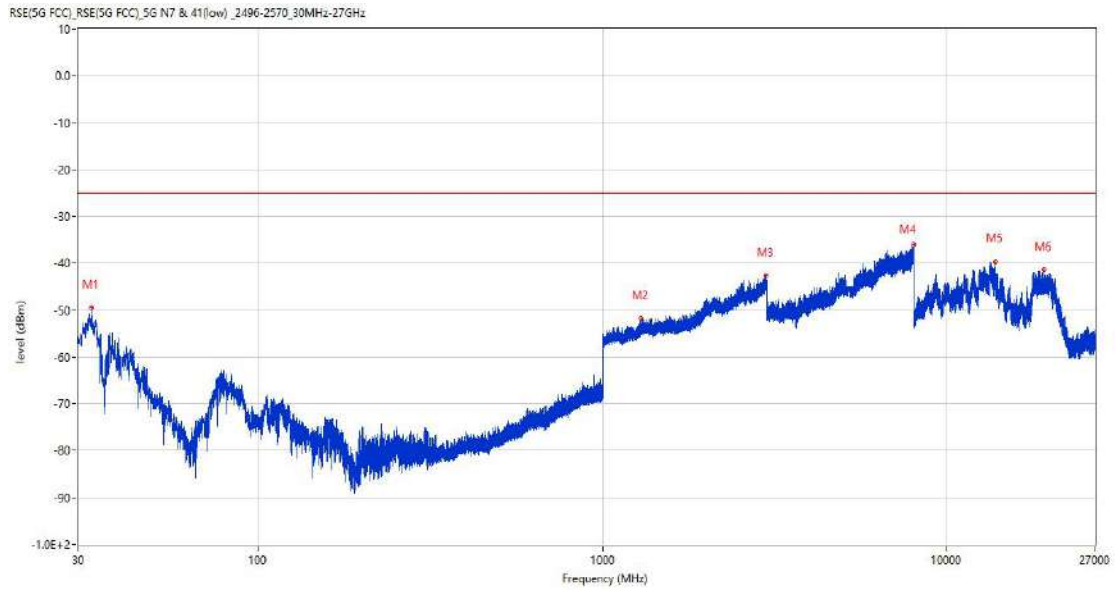
33.1 n7 BW5, QPSK, Middle Channel

RSE-H&H n7 BW5 CH531000



Frequency (MHz)	Result (dBm)	Factor (dB)	PK Limit (dBm)	Margin (dB)	Table (o)	ANT	EUT	Verdict
81.701	-56.21	-20.03	-25.0	31.21	95.00	Horizontal	Horizontal	Pass
2536.300	-34.03	8.83	-25.0	9.03	86.00	Horizontal	Horizontal	N/A
2654.600	-43.99	8.38	-25.0	18.99	343.00	Horizontal	Horizontal	N/A
7997.750	-36.48	18.89	-25.0	11.48	280.00	Horizontal	Horizontal	Pass
13404.937	-39.05	16.90	-25.0	14.05	226.00	Horizontal	Horizontal	Pass
19957.500	-41.75	12.95	-25.0	16.75	360.00	Horizontal	Horizontal	Pass

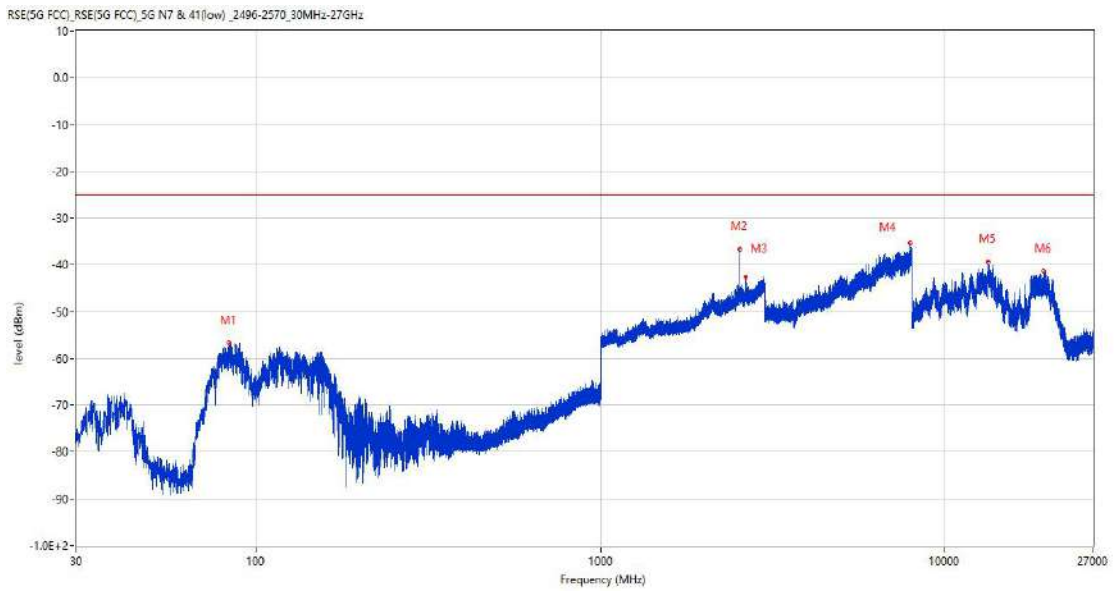
RSE-V&H n7 BW5 CH531000



Frequency (MHz)	Result (dBm)	Factor (dB)	PK Limit (dBm)	Margin (dB)	Table (o)	ANT	EUT	Verdict
32.813	-49.51	-23.45	-25.0	24.51	195.00	Vertical	Horizontal	Pass
1293.100	-51.78	0.80	-25.0	26.78	103.00	Vertical	Horizontal	Pass
2980.000	-42.63	12.09	-25.0	17.63	74.00	Vertical	Horizontal	Pass
7997.000	-36.00	18.84	-25.0	11.00	119.00	Vertical	Horizontal	Pass
13806.562	-39.64	16.86	-25.0	14.64	84.00	Vertical	Horizontal	Pass
19113.300	-41.33	12.91	-25.0	16.33	360.00	Vertical	Horizontal	Pass

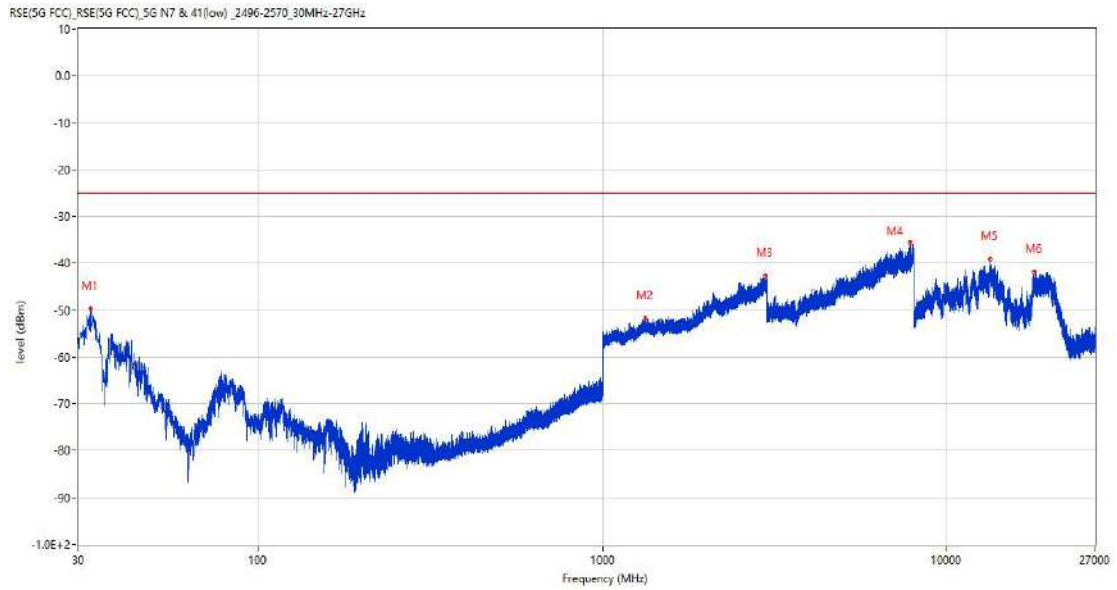
33.2 n7 BW15, QPSK, Middle Channel

RSE-H&H n7 BW15 CH531000



Frequency (MHz)	Result (dBm)	Factor (dB)	PK Limit (dBm)	Margin (dB)	Table (o)	ANT	EUT	Verdict
83.253	-56.60	-19.92	-25.0	31.60	99.00	Horizontal	Horizontal	Pass
2536.000	-36.67	8.83	-25.0	11.67	75.00	Horizontal	Horizontal	N/A
2650.400	-42.71	8.67	-25.0	17.71	239.00	Horizontal	Horizontal	N/A
7933.500	-35.37	18.78	-25.0	10.37	360.00	Horizontal	Horizontal	Pass
13366.612	-39.36	16.70	-25.0	14.36	85.00	Horizontal	Horizontal	Pass
19395.449	-41.45	12.92	-25.0	16.45	360.00	Horizontal	Horizontal	Pass

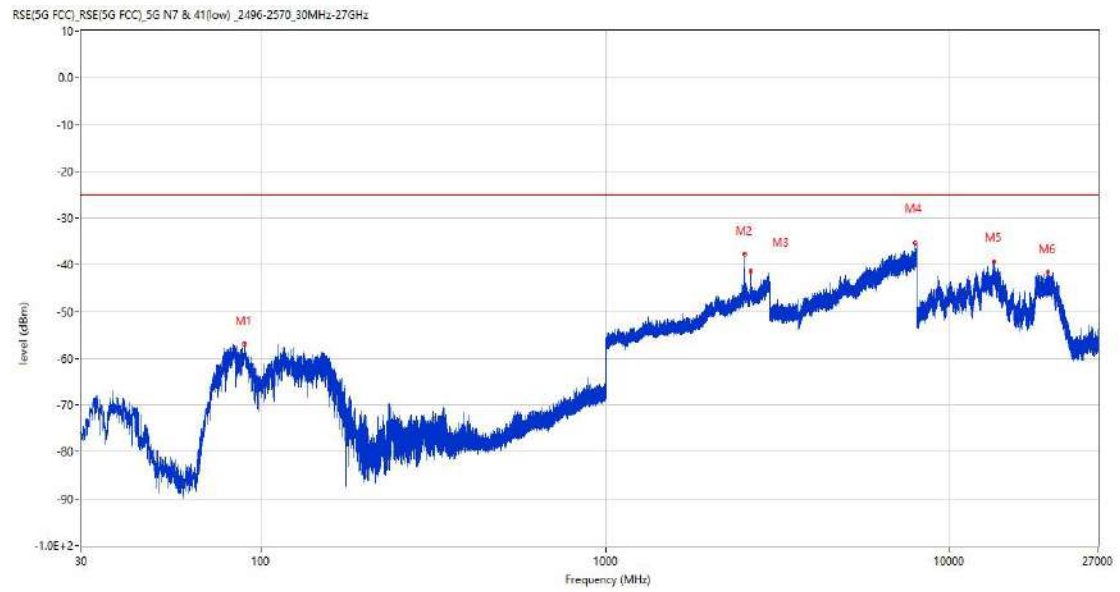
RSE-V&H n7 BW15 CH531000



Frequency (MHz)	Result (dBm)	Factor (dB)	PK Limit (dBm)	Margin (dB)	Table (o)	ANT	EUT	Verdict
32.619	-49.76	-23.31	-25.0	24.76	355.00	Vertical	Horizontal	Pass
1332.300	-51.69	0.59	-25.0	26.69	46.00	Vertical	Horizontal	Pass
2965.800	-42.56	11.34	-25.0	17.56	124.00	Vertical	Horizontal	Pass
7834.750	-35.59	17.66	-25.0	10.59	96.00	Vertical	Horizontal	Pass
13385.513	-39.03	16.87	-25.0	14.03	3.00	Vertical	Horizontal	Pass
17931.749	-41.86	13.65	-25.0	16.86	85.00	Vertical	Horizontal	Pass

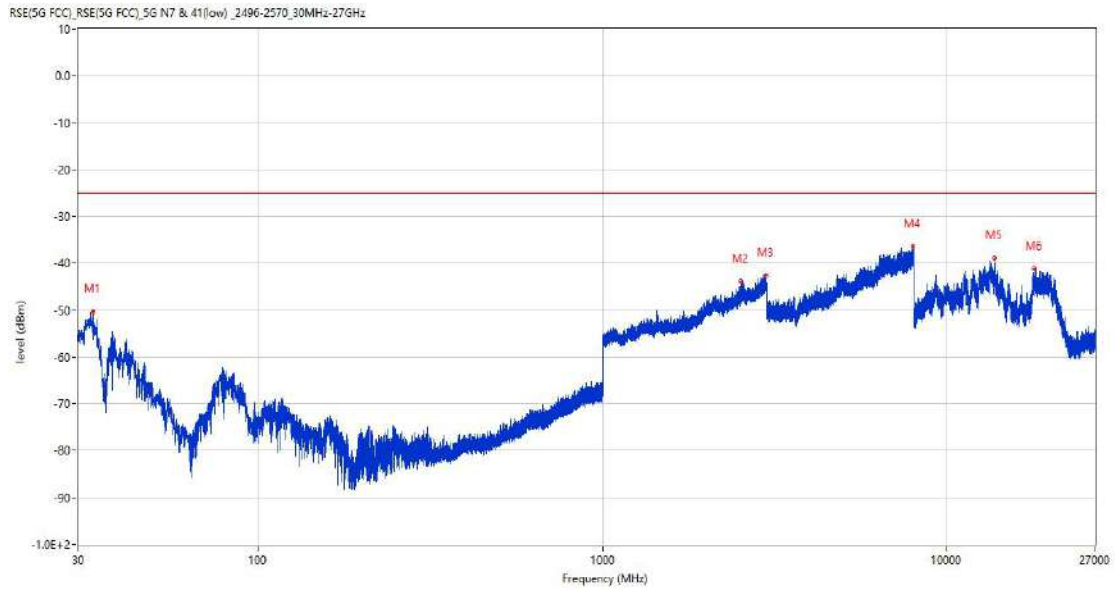
33.3 n7 BW20, QPSK, Middle Channel

RSE-H&H n7 BW20 CH531000



Frequency (MHz)	Result (dBm)	Factor (dB)	PK Limit (dBm)	Margin (dB)	Table (o)	ANT	EUT	Verdict
89.655	-56.84	-18.90	-25.0	31.84	101.00	Horizontal	Horizontal	Pass
2536.000	-37.58	8.83	-25.0	12.58	46.00	Horizontal	Horizontal	N/A
2647.100	-41.34	8.67	-25.0	16.34	345.00	Horizontal	Horizontal	N/A
7939.250	-35.41	18.96	-25.0	10.41	266.00	Horizontal	Horizontal	Pass
13432.500	-39.21	16.29	-25.0	14.21	182.00	Horizontal	Horizontal	Pass
19242.899	-41.66	12.91	-25.0	16.66	272.00	Horizontal	Horizontal	Pass

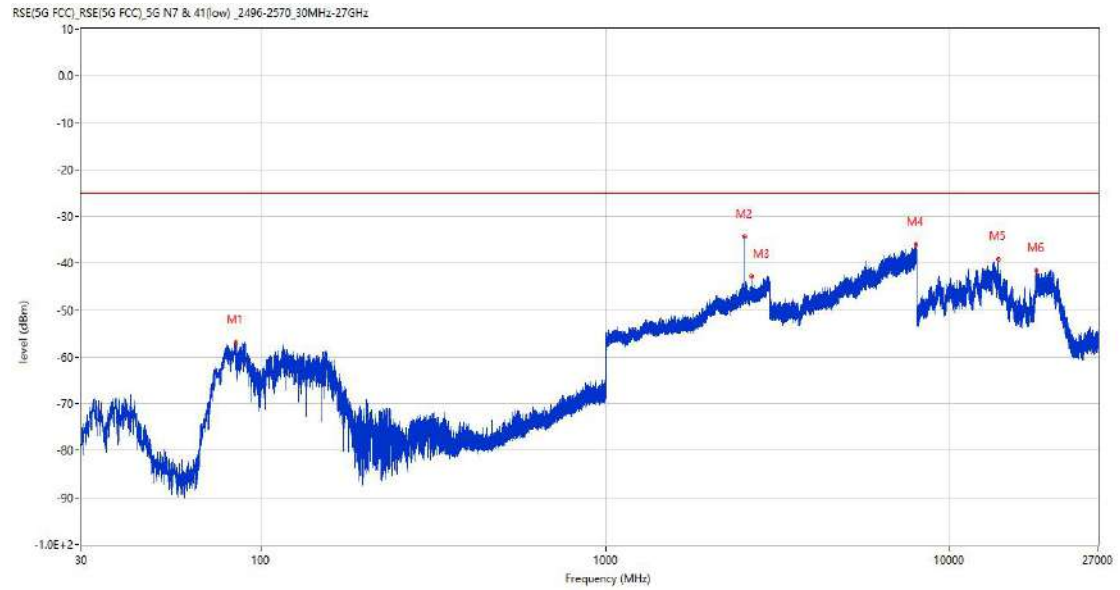
RSE-V&H n7 BW20 CH531000



Frequency (MHz)	Result (dBm)	Factor (dB)	PK Limit (dBm)	Margin (dB)	Table (o)	ANT	EUT	Verdict
33.104	-50.36	-23.61	-25.0	25.36	213.00	Vertical	Horizontal	Pass
2530.300	-43.92	8.85	-25.0	18.92	267.00	Vertical	Horizontal	N/A
2987.200	-42.59	10.98	-25.0	17.59	106.00	Vertical	Horizontal	Pass
7963.500	-36.46	18.15	-25.0	11.46	140.00	Vertical	Horizontal	Pass
13796.850	-38.83	16.80	-25.0	13.83	1.00	Vertical	Horizontal	Pass
17945.926	-41.19	13.99	-25.0	16.19	360.00	Vertical	Horizontal	Pass

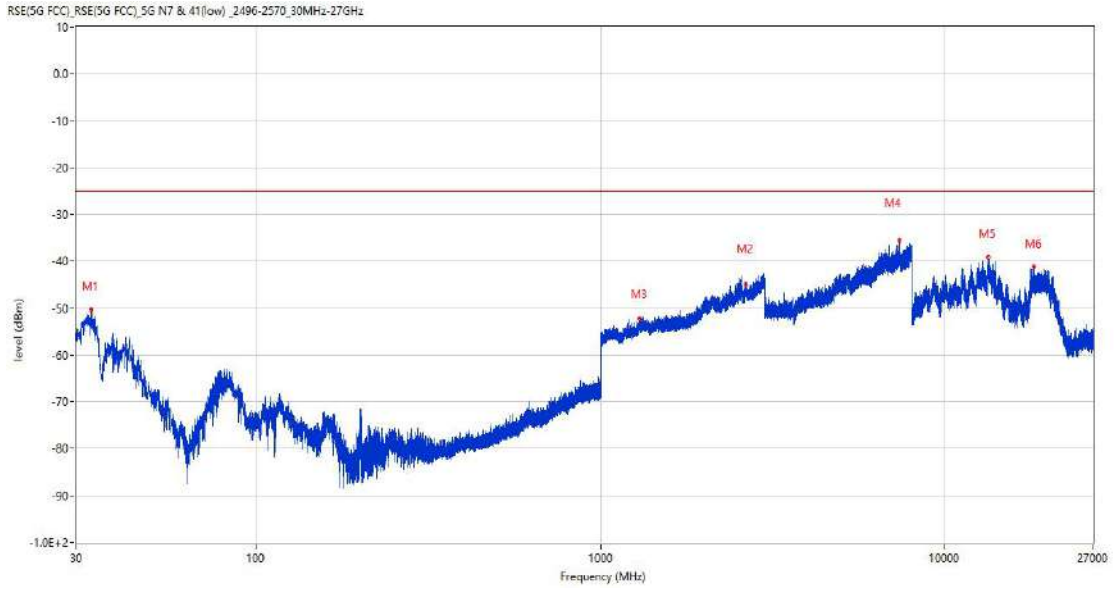
33.4 n7 BW5, PI/2 BPSK, Middle Channel

RSE-H&H n7 BW5 CH531000



Frequency (MHz)	Result (dBm)	Factor (dB)	PK Limit (dBm)	Margin (dB)	Table (o)	ANT	EUT	Verdict
84.174	-56.87	-19.90	-25.0	31.87	123.00	Horizontal	Horizontal	Pass
2536.000	-34.43	8.83	-25.0	9.43	68.00	Horizontal	Horizontal	N/A
2656.600	-42.87	8.44	-25.0	17.87	251.00	Horizontal	Horizontal	N/A
7972.250	-36.08	18.13	-25.0	11.08	240.00	Horizontal	Horizontal	Pass
13813.387	-39.19	16.70	-25.0	14.19	3.00	Horizontal	Horizontal	Pass
17912.588	-41.66	13.19	-25.0	16.66	3.00	Horizontal	Horizontal	Pass

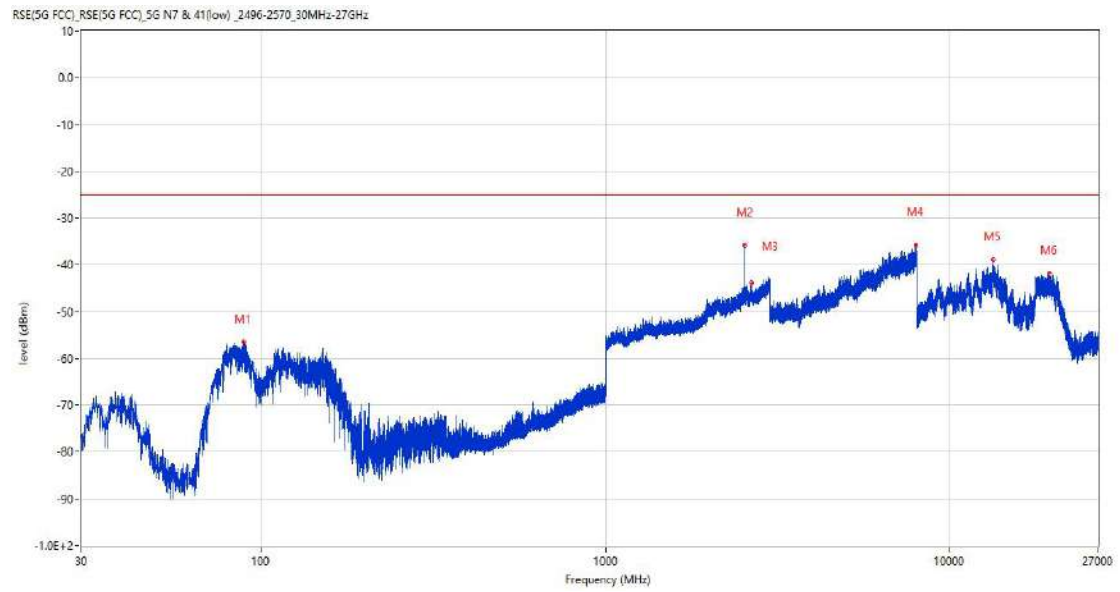
RSE-V&H n7 BW5 CH531000



Frequency (MHz)	Result (dBm)	Factor (dB)	PK Limit (dBm)	Margin (dB)	Table (o)	ANT	EUT	Verdict
33.104	-50.24	-23.61	-25.0	25.24	209.00	Vertical	Horizontal	Pass
2645.600	-44.89	8.55	-25.0	19.89	281.00	Vertical	Horizontal	N/A
1301.300	-52.22	0.67	-25.0	27.22	28.00	Vertical	Horizontal	Pass
7406.000	-35.51	17.98	-25.0	10.51	323.00	Vertical	Horizontal	Pass
13407.300	-39.07	16.85	-25.0	14.07	1.00	Vertical	Horizontal	Pass
18163.800	-41.24	12.86	-25.0	16.24	232.00	Vertical	Horizontal	Pass

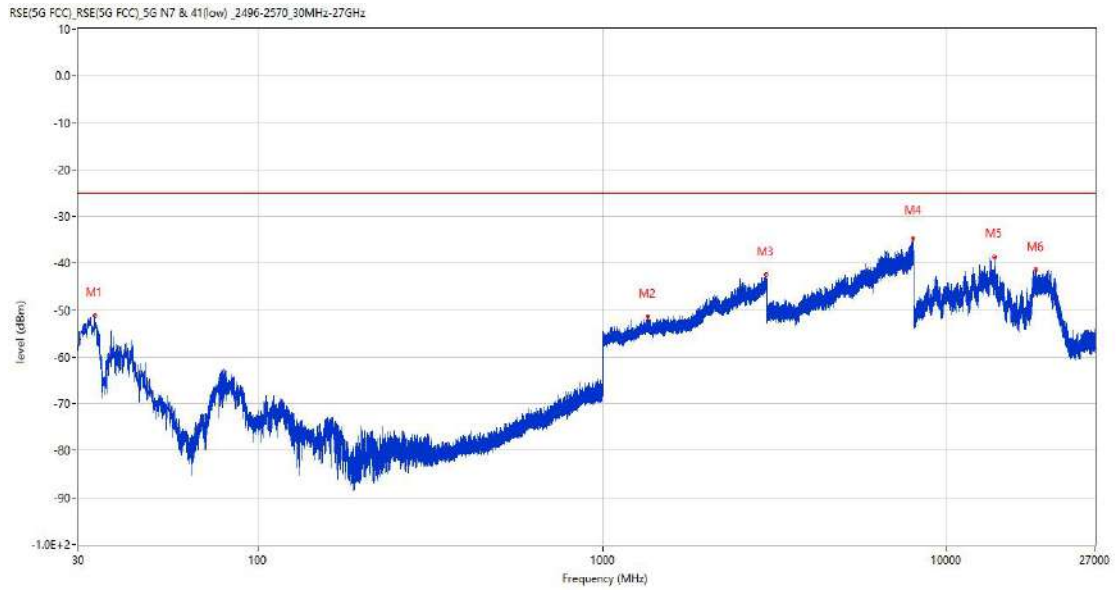
33.5 n7 BW15, PI/2 BPSK, Middle Channel

RSE-H&H n7 BW15 CH531000



Frequency (MHz)	Result (dBm)	Factor (dB)	PK Limit (dBm)	Margin (dB)	Table (o)	ANT	EUT	Verdict
88.976	-56.45	-19.01	-25.0	31.45	108.00	Horizontal	Horizontal	Pass
2536.400	-35.86	8.83	-25.0	10.86	65.00	Horizontal	Horizontal	N/A
2651.900	-43.89	8.69	-25.0	18.89	228.00	Horizontal	Horizontal	N/A
7962.500	-35.73	18.16	-25.0	10.73	265.00	Horizontal	Horizontal	Pass
13391.287	-38.88	16.93	-25.0	13.88	89.00	Horizontal	Horizontal	Pass
19525.050	-41.76	12.93	-25.0	16.76	132.00	Horizontal	Horizontal	Pass

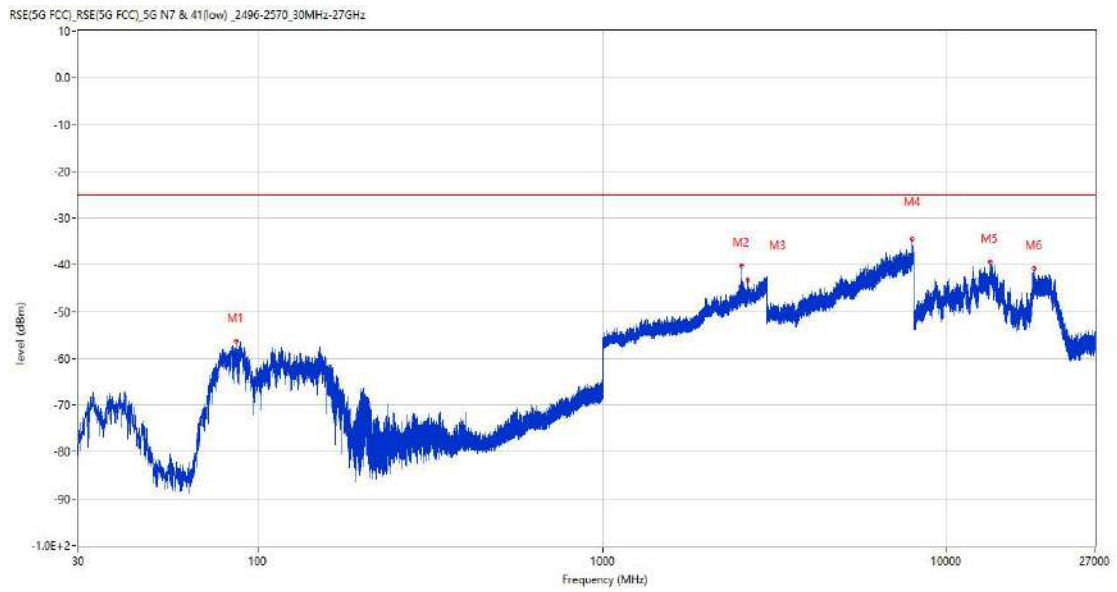
RSE-V&H n7 BW15 CH531000



Frequency (MHz)	Result (dBm)	Factor (dB)	PK Limit (dBm)	Margin (dB)	Table (o)	ANT	EUT	Verdict
33.492	-51.07	-23.71	-25.0	26.07	233.00	Vertical	Horizontal	Pass
1355.200	-51.31	0.59	-25.0	26.31	296.00	Vertical	Horizontal	Pass
2982.100	-42.32	11.79	-25.0	17.32	0.00	Vertical	Horizontal	Pass
7988.000	-34.80	18.31	-25.0	9.80	15.00	Vertical	Horizontal	Pass
13796.062	-38.60	16.75	-25.0	13.60	1.00	Vertical	Horizontal	Pass
18170.550	-41.36	12.86	-25.0	16.36	185.00	Vertical	Horizontal	Pass

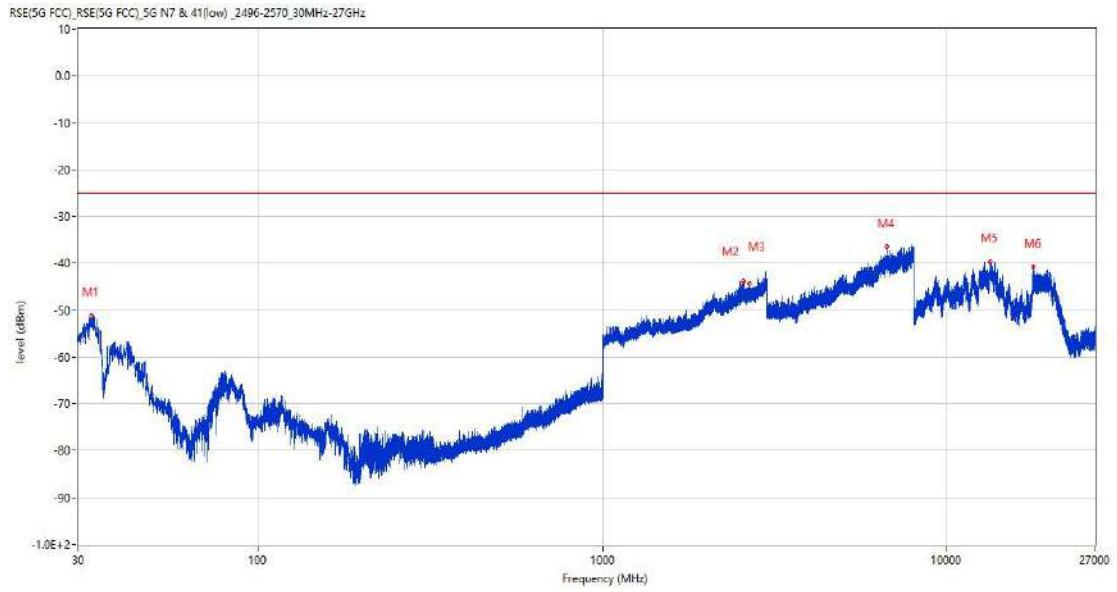
33.6 n7 BW20, PI/2 BPSK, Middle Channel

RSE-H&H n7 BW20 CH531000



Frequency (MHz)	Result (dBm)	Factor (dB)	PK Limit (dBm)	Margin (dB)	Table (o)	ANT	EUT	Verdict
86.212	-56.31	-19.72	-25.0	31.31	137.00	Horizontal	Horizontal	Pass
2537.500	-40.15	8.83	-25.0	15.15	64.00	Horizontal	Horizontal	N/A
2647.200	-43.30	8.67	-25.0	18.30	227.00	Horizontal	Horizontal	N/A
7929.250	-34.44	18.59	-25.0	9.44	349.00	Horizontal	Horizontal	Pass
13384.463	-39.24	16.86	-25.0	14.24	229.00	Horizontal	Horizontal	Pass
17956.950	-40.81	13.92	-25.0	15.81	360.00	Horizontal	Horizontal	Pass

RSE-V&H n7 BW20 CH531000

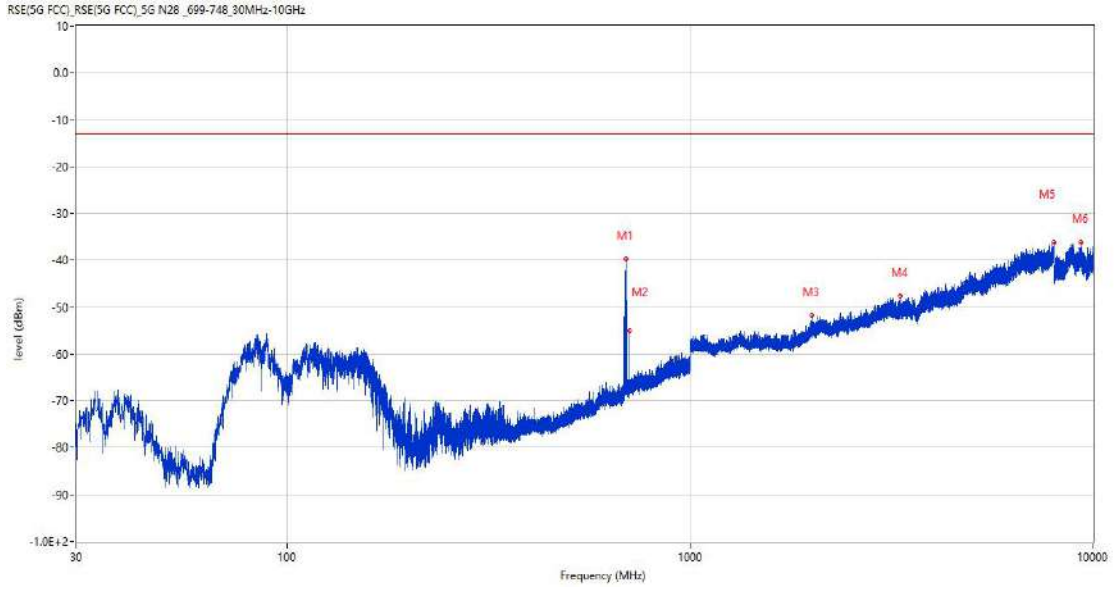


Frequency (MHz)	Result (dBm)	Factor (dB)	PK Limit (dBm)	Margin (dB)	Table (o)	ANT	EUT	Verdict
32.667	-51.12	-23.35	-25.0	26.12	360.00	Vertical	Horizontal	Pass
2565.300	-43.88	8.91	-25.0	18.88	229.00	Vertical	Horizontal	N/A
2669.500	-44.19	9.35	-25.0	19.19	132.00	Vertical	Horizontal	N/A
6698.000	-36.46	16.90	-25.0	11.46	360.00	Vertical	Horizontal	Pass
13369.238	-39.62	16.72	-25.0	14.62	360.00	Vertical	Horizontal	Pass
17823.074	-40.83	12.57	-25.0	15.83	360.00	Vertical	Horizontal	Pass

34 n12

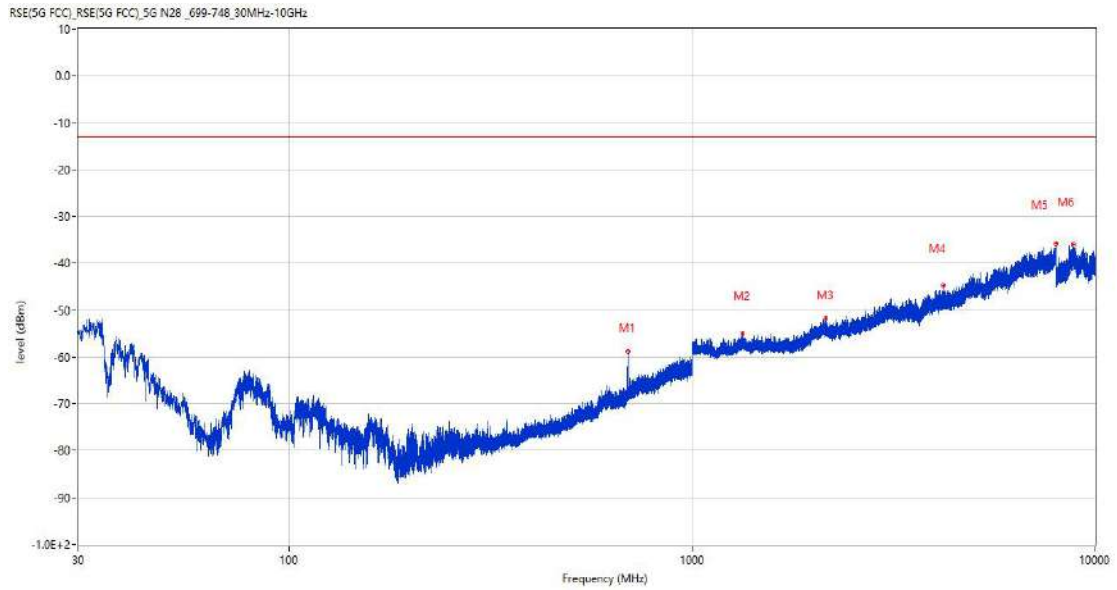
34.1 n12 BW5, QPSK, Middle Channel

RSE-H&H n12 BW5 CH147500



Frequency (MHz)	Result (dBm)	Factor (dB)	PK Limit (dBm)	Margin (dB)	Table (o)	ANT	EUT	Verdict
693.044	-39.63	2.98	-13.0	26.63	272.00	Horizontal	Horizontal	Pass
708.127	-54.96	3.39	-13.0	41.96	252.00	Horizontal	Horizontal	N/A
2007.800	-51.83	-1.10	-13.0	38.83	261.00	Horizontal	Horizontal	Pass
3332.500	-47.64	6.86	-13.0	34.64	307.00	Horizontal	Horizontal	Pass
7995.000	-36.21	18.75	-13.0	23.21	360.00	Horizontal	Horizontal	Pass
9325.700	-36.09	19.45	-13.0	23.09	231.00	Horizontal	Horizontal	Pass

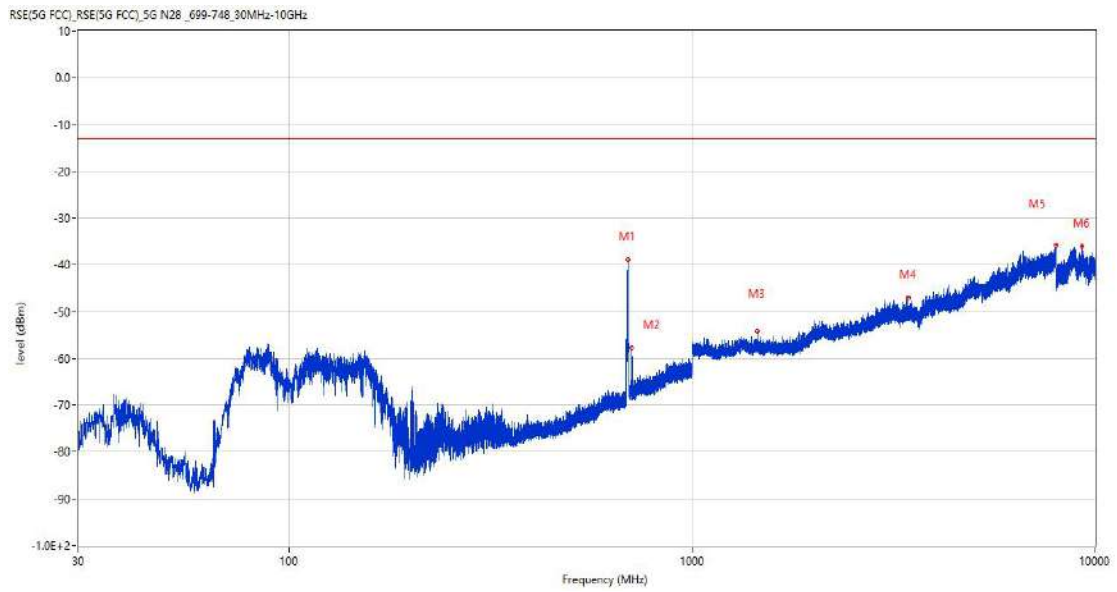
RSE-V&H n12 BW5 CH147500



Frequency (MHz)	Result (dBm)	Factor (dB)	PK Limit (dBm)	Margin (dB)	Table (o)	ANT	EUT	Verdict
693.480	-58.88	2.99	-13.0	45.88	260.00	Vertical	Horizontal	Pass
1331.900	-55.12	-2.35	-13.0	42.12	37.00	Vertical	Horizontal	Pass
2149.100	-51.81	0.01	-13.0	38.81	351.00	Vertical	Horizontal	Pass
4190.250	-44.67	10.39	-13.0	31.67	122.00	Vertical	Horizontal	Pass
7980.250	-35.83	18.11	-13.0	22.83	190.00	Vertical	Horizontal	Pass
8826.500	-36.07	19.97	-13.0	23.07	1.00	Vertical	Horizontal	Pass

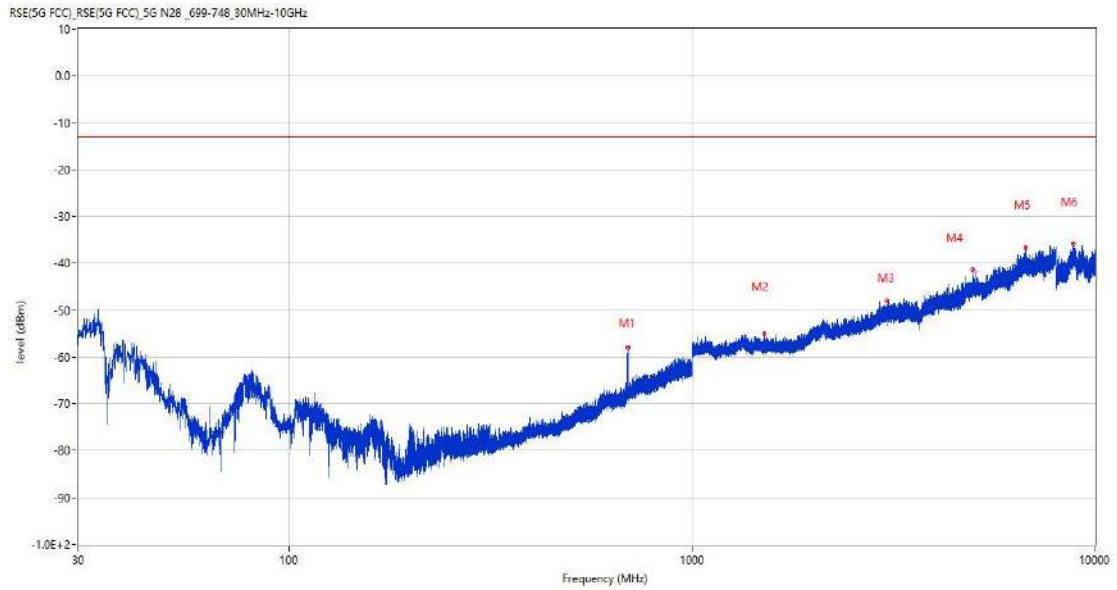
34.2 n12 BW10, QPSK, Middle Channel

RSE-H&H n12 BW10 CH147500



Frequency (MHz)	Result (dBm)	Factor (dB)	PK Limit (dBm)	Margin (dB)	Table (o)	ANT	EUT	Verdict
693.722	-38.90	3.00	-13.0	25.90	231.00	Horizontal	Horizontal	Pass
708.273	-57.81	3.39	-13.0	44.81	241.00	Horizontal	Horizontal	N/A
1451.500	-54.28	-3.13	-13.0	41.28	313.00	Horizontal	Horizontal	Pass
3447.500	-47.02	7.45	-13.0	34.02	360.00	Horizontal	Horizontal	Pass
7983.250	-35.70	18.18	-13.0	22.70	360.00	Horizontal	Horizontal	Pass
9293.200	-36.06	19.62	-13.0	23.06	1.00	Horizontal	Horizontal	Pass

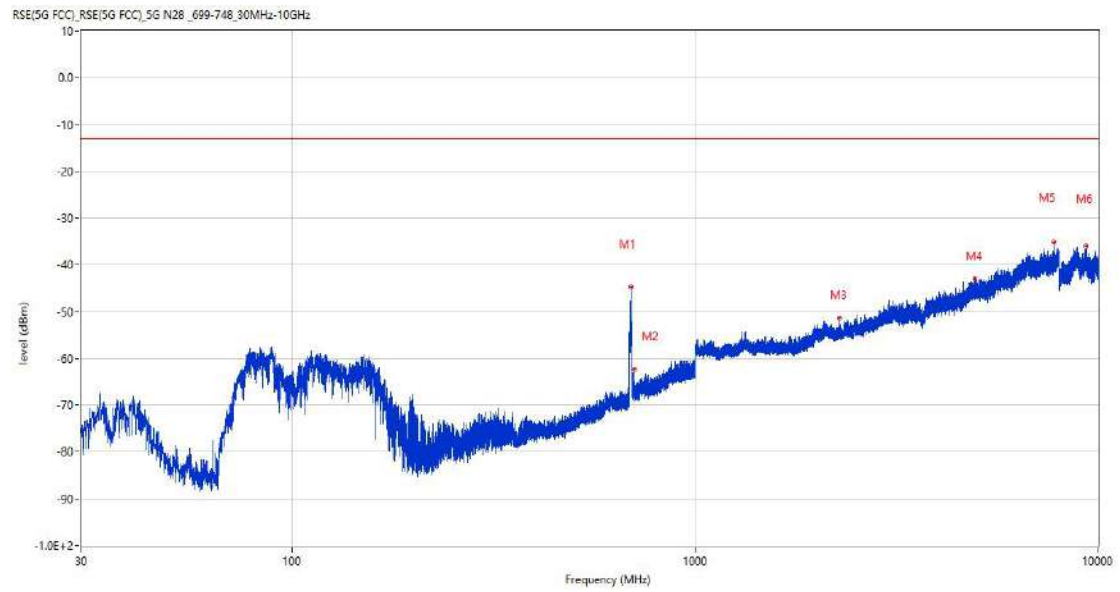
RSE-V&H n12 BW10 CH147500



Frequency (MHz)	Result (dBm)	Factor (dB)	PK Limit (dBm)	Margin (dB)	Table (o)	ANT	EUT	Verdict
692.510	-57.85	2.96	-13.0	44.85	34.00	Vertical	Horizontal	Pass
1508.800	-55.04	-3.47	-13.0	42.04	0.00	Vertical	Horizontal	Pass
3043.500	-48.09	6.97	-13.0	35.09	336.00	Vertical	Horizontal	Pass
4965.000	-41.41	13.37	-13.0	28.41	360.00	Vertical	Horizontal	Pass
6731.250	-36.70	16.37	-13.0	23.70	181.00	Vertical	Horizontal	Pass
8818.000	-35.75	19.84	-13.0	22.75	141.00	Vertical	Horizontal	Pass

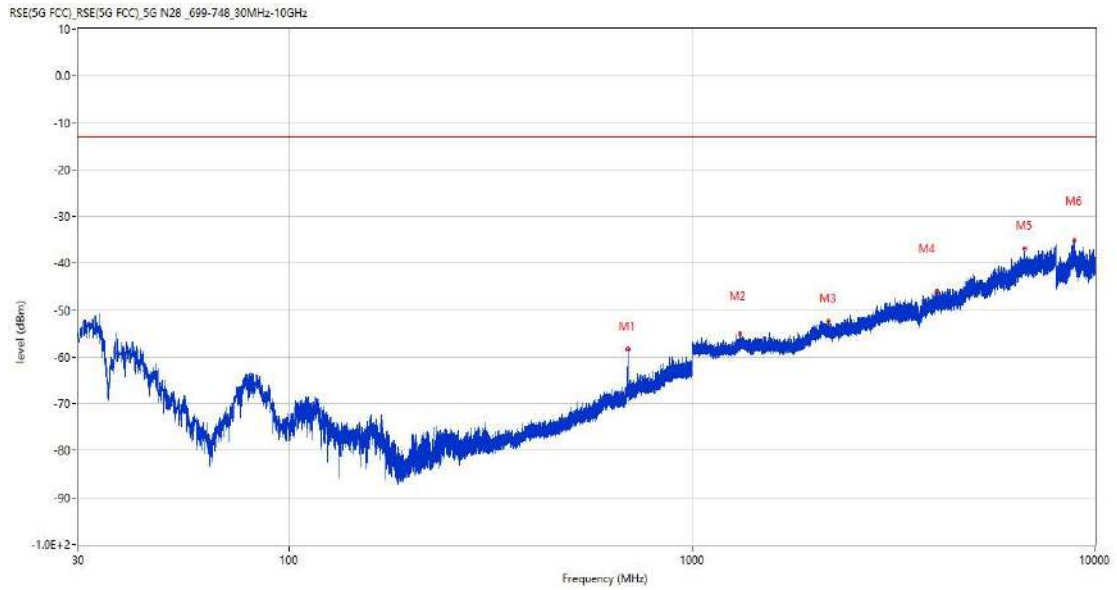
34.3 n12 BW15, QPSK, Middle Channel

RSE-H&H n12 BW15 CH147500



Frequency (MHz)	Result (dBm)	Factor (dB)	PK Limit (dBm)	Margin (dB)	Table (o)	ANT	EUT	Verdict
691.977	-44.76	2.94	-13.0	31.76	191.00	Horizontal	Horizontal	Pass
708.030	-62.32	3.39	-13.0	49.32	61.00	Horizontal	Horizontal	N/A
2283.800	-51.34	0.19	-13.0	38.34	104.00	Horizontal	Horizontal	Pass
4955.250	-42.99	12.86	-13.0	29.99	360.00	Horizontal	Horizontal	Pass
7781.500	-35.18	18.21	-13.0	22.18	360.00	Horizontal	Horizontal	Pass
9324.401	-35.91	19.47	-13.0	22.91	184.00	Horizontal	Horizontal	Pass

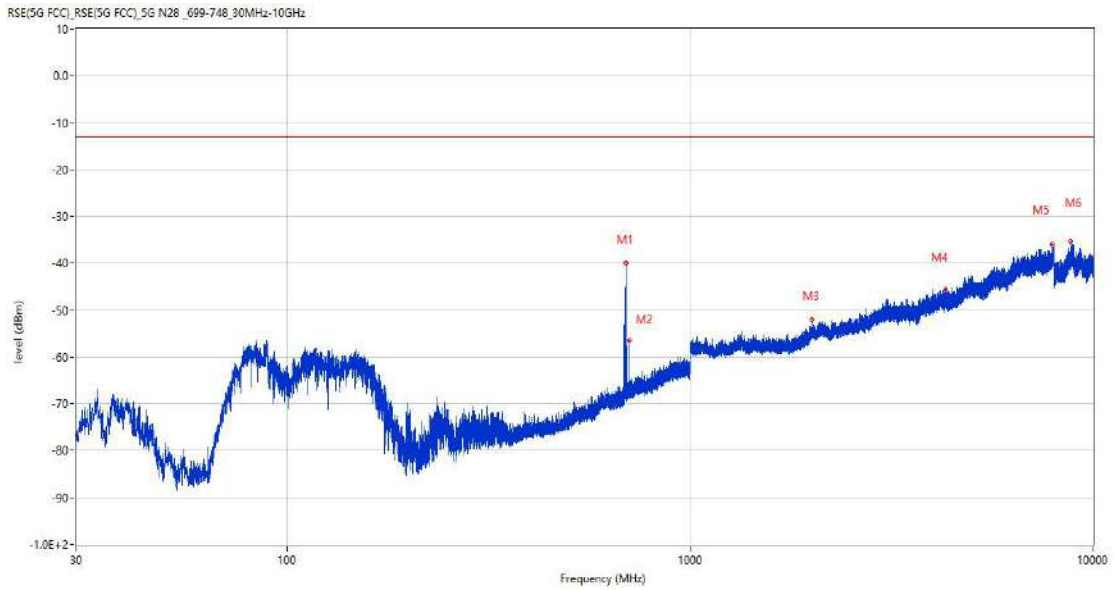
RSE-V&H n12 BW15 CH147500



Frequency (MHz)	Result (dBm)	Factor (dB)	PK Limit (dBm)	Margin (dB)	Table (o)	ANT	EUT	Verdict
691.977	-58.31	2.94	-13.0	45.31	86.00	Vertical	Horizontal	Pass
1316.600	-55.11	-2.89	-13.0	42.11	284.00	Vertical	Horizontal	Pass
2178.400	-52.34	-0.17	-13.0	39.34	259.00	Vertical	Horizontal	Pass
4049.750	-45.86	10.87	-13.0	32.86	117.00	Vertical	Horizontal	Pass
6679.500	-36.80	16.90	-13.0	23.80	179.00	Vertical	Horizontal	Pass
8869.500	-35.11	20.12	-13.0	22.11	277.00	Vertical	Horizontal	Pass

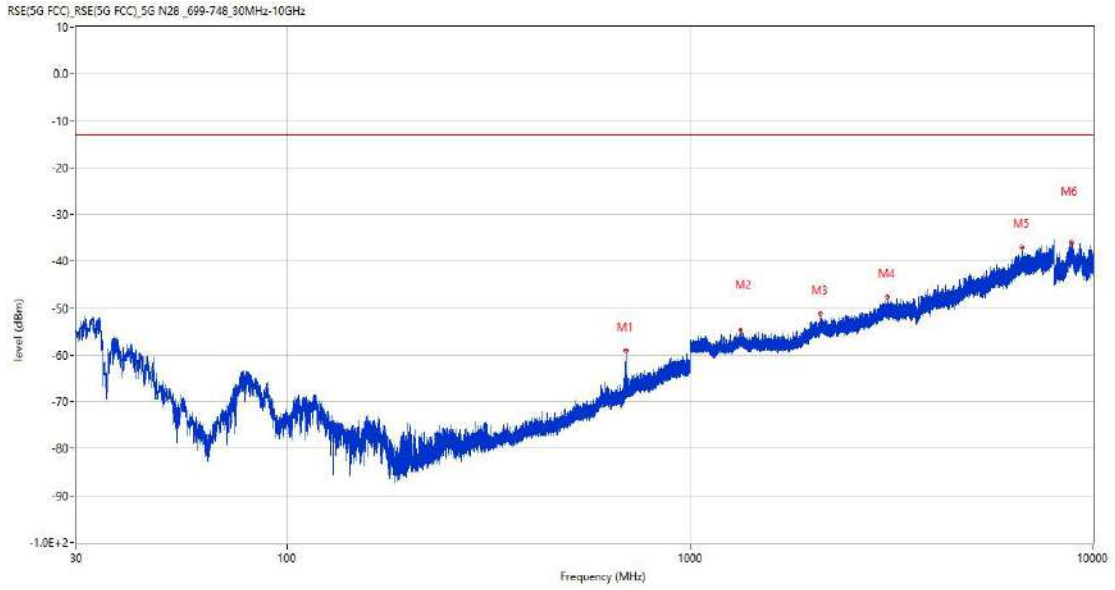
34.4 n12 BW5, PI/2 BPSK, Middle Channel

RSE-H&H n12 BW5 CH147500



Frequency (MHz)	Result (dBm)	Factor (dB)	PK Limit (dBm)	Margin (dB)	Table (o)	ANT	EUT	Verdict
692.413	-40.02	2.96	-13.0	27.02	271.00	Horizontal	Horizontal	Pass
706.818	-56.53	3.36	-13.0	43.53	215.00	Horizontal	Horizontal	N/A
2006.900	-52.04	-1.11	-13.0	39.04	115.00	Horizontal	Horizontal	Pass
4305.500	-45.54	10.74	-13.0	32.54	55.00	Horizontal	Horizontal	Pass
7935.250	-36.03	18.85	-13.0	23.03	118.00	Horizontal	Horizontal	Pass
8790.901	-35.28	19.41	-13.0	22.28	3.00	Horizontal	Horizontal	Pass

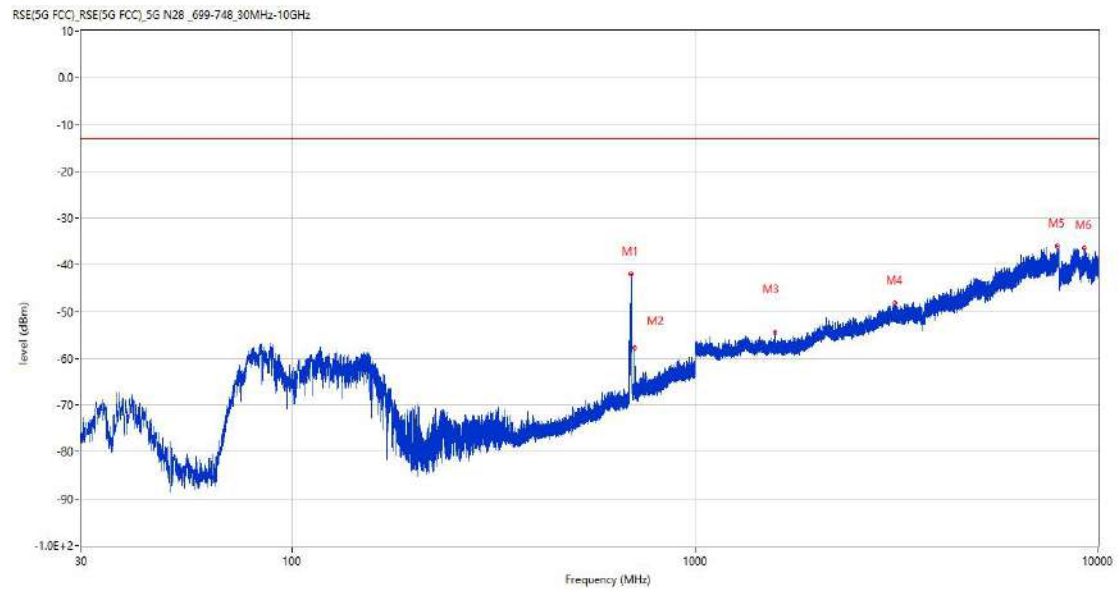
RSE-V&H n12 BW5 CH147500



Frequency (MHz)	Result (dBm)	Factor (dB)	PK Limit (dBm)	Margin (dB)	Table (o)	ANT	EUT	Verdict
693.480	-58.94	2.99	-13.0	45.94	327.00	Vertical	Horizontal	Pass
1331.900	-54.68	-2.35	-13.0	41.68	258.00	Vertical	Horizontal	Pass
2109.000	-51.18	0.31	-13.0	38.18	324.00	Vertical	Horizontal	Pass
3092.750	-47.65	6.78	-13.0	34.65	0.00	Vertical	Horizontal	Pass
6669.000	-36.95	16.55	-13.0	23.95	212.00	Vertical	Horizontal	Pass
8849.299	-35.98	20.35	-13.0	22.98	1.00	Vertical	Horizontal	Pass

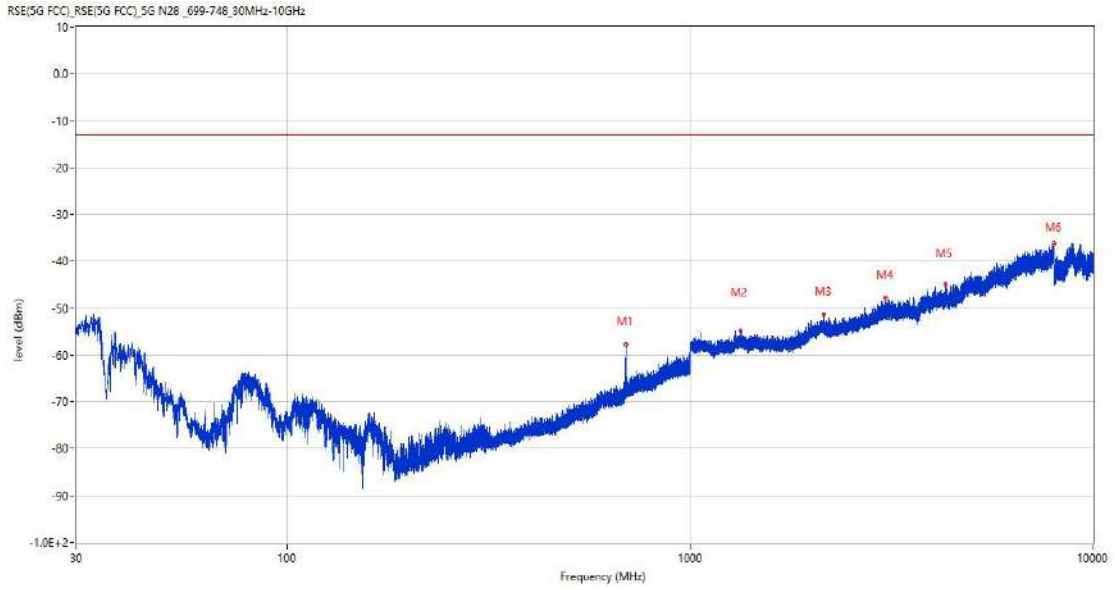
34.5 n12 BW10, PI/2 BPSK, Middle Channel

RSE-H&H n12 BW10 CH147500



Frequency (MHz)	Result (dBm)	Factor (dB)	PK Limit (dBm)	Margin (dB)	Table (o)	ANT	EUT	Verdict
693.334	-42.01	2.99	-13.0	29.01	268.00	Horizontal	Horizontal	Pass
707.351	-57.84	3.37	-13.0	44.84	245.00	Horizontal	Horizontal	N/A
1579.500	-54.42	-3.38	-13.0	41.42	296.00	Horizontal	Horizontal	Pass
3131.000	-48.23	6.98	-13.0	35.23	244.00	Horizontal	Horizontal	Pass
7931.750	-36.08	18.77	-13.0	23.08	56.00	Horizontal	Horizontal	Pass
9248.000	-36.33	18.44	-13.0	23.33	-1.00	Horizontal	Horizontal	Pass

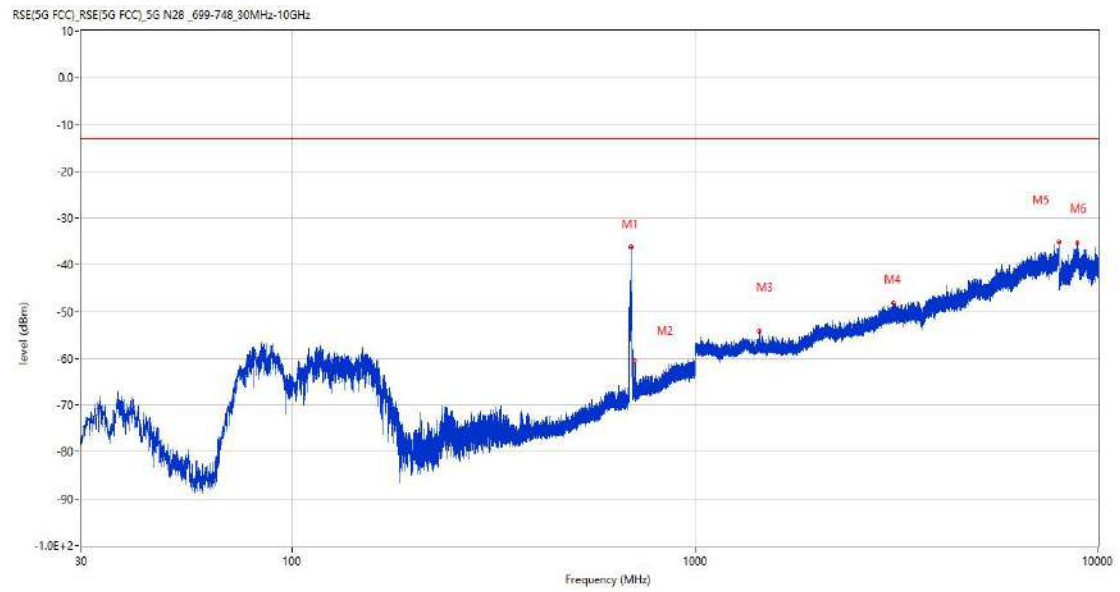
RSE-V&H n12 BW10 CH147500



Frequency (MHz)	Result (dBm)	Factor (dB)	PK Limit (dBm)	Margin (dB)	Table (o)	ANT	EUT	Verdict
693.189	-57.70	2.98	-13.0	44.70	259.00	Vertical	Horizontal	Pass
1331.700	-54.87	-2.38	-13.0	41.87	314.00	Vertical	Horizontal	Pass
2148.900	-51.40	0.03	-13.0	38.40	324.00	Vertical	Horizontal	Pass
3049.500	-47.81	6.85	-13.0	34.81	273.00	Vertical	Horizontal	Pass
4311.250	-44.80	10.32	-13.0	31.80	179.00	Vertical	Horizontal	Pass
7992.250	-36.10	18.51	-13.0	23.10	242.00	Vertical	Horizontal	Pass

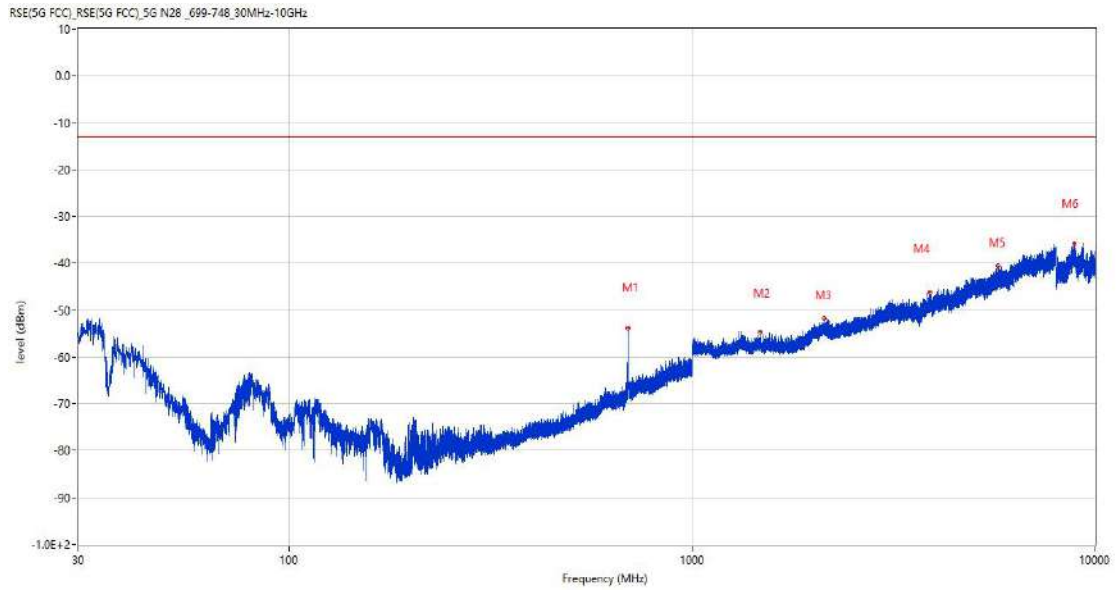
34.6 n12 BW15, PI/2 BPSK, Middle Channel

RSE-H&H n12 BW15 CH147500



Frequency (MHz)	Result (dBm)	Factor (dB)	PK Limit (dBm)	Margin (dB)	Table (o)	ANT	EUT	Verdict
692.801	-36.23	2.97	-13.0	23.23	224.00	Horizontal	Horizontal	Pass
707.399	-60.50	3.37	-13.0	47.50	93.00	Horizontal	Horizontal	N/A
1445.500	-54.16	-3.17	-13.0	41.16	129.00	Horizontal	Horizontal	Pass
3104.000	-48.14	6.34	-13.0	35.14	129.00	Horizontal	Horizontal	Pass
7984.250	-35.18	18.25	-13.0	22.18	360.00	Horizontal	Horizontal	Pass
8858.700	-35.42	20.25	-13.0	22.42	2.00	Horizontal	Horizontal	Pass

RSE-V&H n12 BW15 CH147500

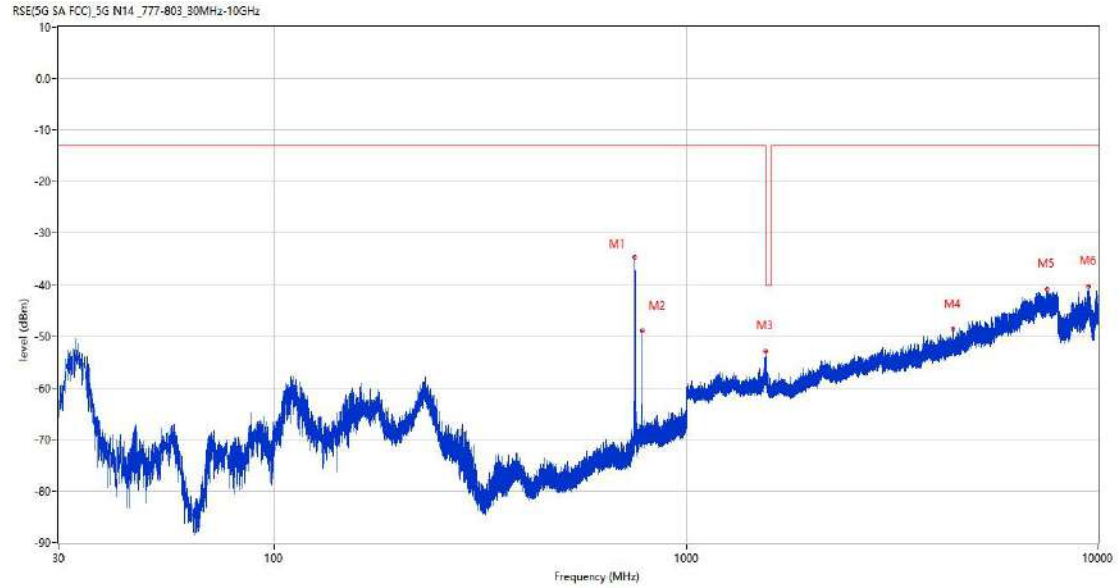


Frequency (MHz)	Result (dBm)	Factor (dB)	PK Limit (dBm)	Margin (dB)	Table (o)	ANT	EUT	Verdict
691.686	-53.89	2.94	-13.0	40.89	312.00	Vertical	Horizontal	Pass
1473.300	-54.73	-3.21	-13.0	41.73	96.00	Vertical	Horizontal	Pass
2125.600	-51.72	-0.30	-13.0	38.72	1.00	Vertical	Horizontal	Pass
3888.750	-46.16	9.73	-13.0	33.16	361.00	Vertical	Horizontal	Pass
5741.750	-40.55	13.95	-13.0	27.55	56.00	Vertical	Horizontal	Pass
8861.400	-35.87	20.22	-13.0	22.87	-3.00	Vertical	Horizontal	Pass

35 n13

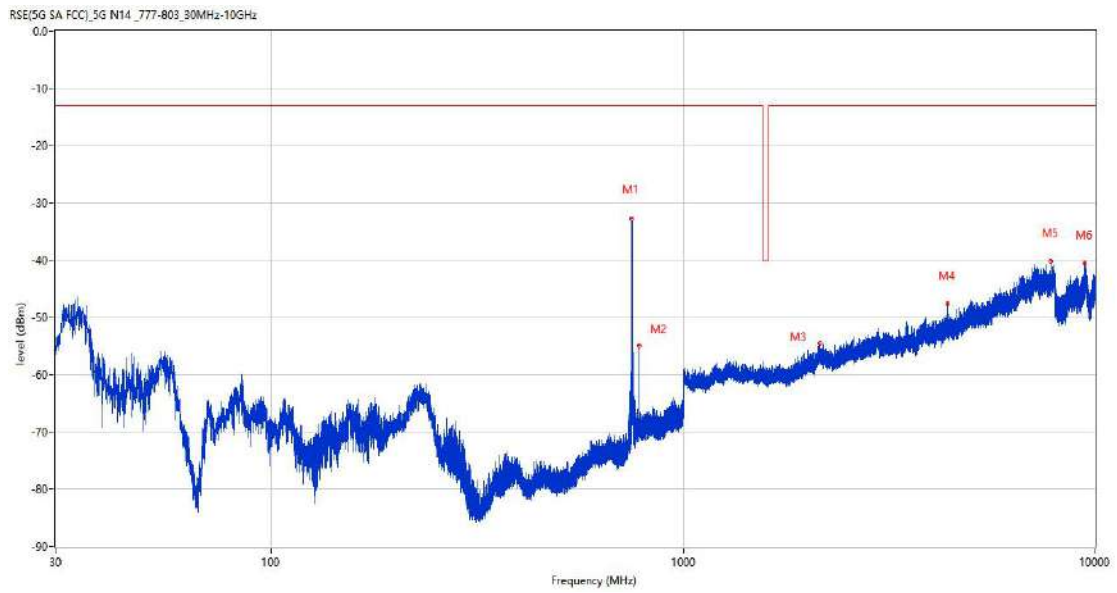
35.1 n13 BW5, QPSK, Middle Channel

RSE-H&H n13 BW5 CH150200



Frequency (MHz)	Result (dBm)	Factor (dB)	PK Limit (dBm)	Margin (dB)	Table (o)	ANT	EUT	Verdict
750.516	-34.57	1.21	-13.0	21.57	88.00	Horizontal	Horizontal	N/A
783.932	-48.97	3.57	-13.0	35.97	35.00	Horizontal	Horizontal	N/A
1560.900	-52.91	-5.49	-40.0	12.91	311.00	Horizontal	Horizontal	Pass
4438.500	-48.64	7.31	-13.0	35.64	180.00	Horizontal	Horizontal	Pass
7504.500	-40.76	13.79	-13.0	27.76	288.00	Horizontal	Horizontal	Pass
9502.900	-40.29	12.75	-13.0	27.29	65.00	Horizontal	Horizontal	Pass

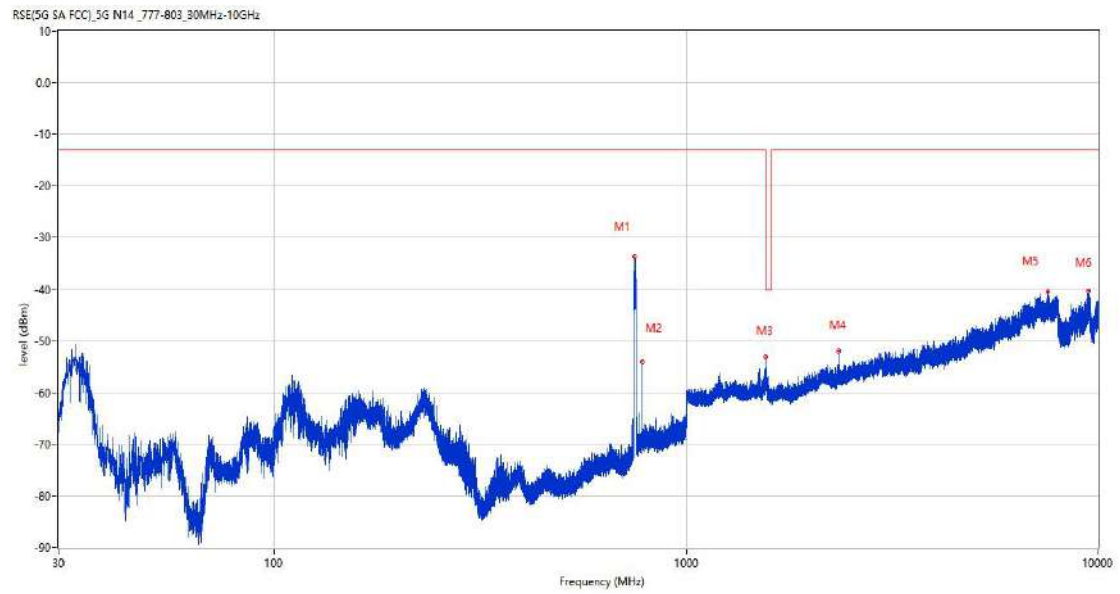
RSE-V&H n13 BW5 CH150200



Frequency (MHz)	Result (dBm)	Factor (dB)	PK Limit (dBm)	Margin (dB)	Table (o)	ANT	EUT	Verdict
749.982	-32.68	1.25	-13.0	19.68	339.00	Vertical	Horizontal	N/A
783.981	-54.94	3.57	-13.0	41.94	195.00	Vertical	Horizontal	N/A
2147.400	-54.53	-2.07	-13.0	41.53	359.00	Vertical	Horizontal	Pass
4374.000	-47.68	7.12	-13.0	34.68	263.00	Vertical	Horizontal	Pass
7816.000	-40.23	15.31	-13.0	27.23	279.00	Vertical	Horizontal	Pass
9429.701	-40.56	13.61	-13.0	27.56	250.00	Vertical	Horizontal	Pass

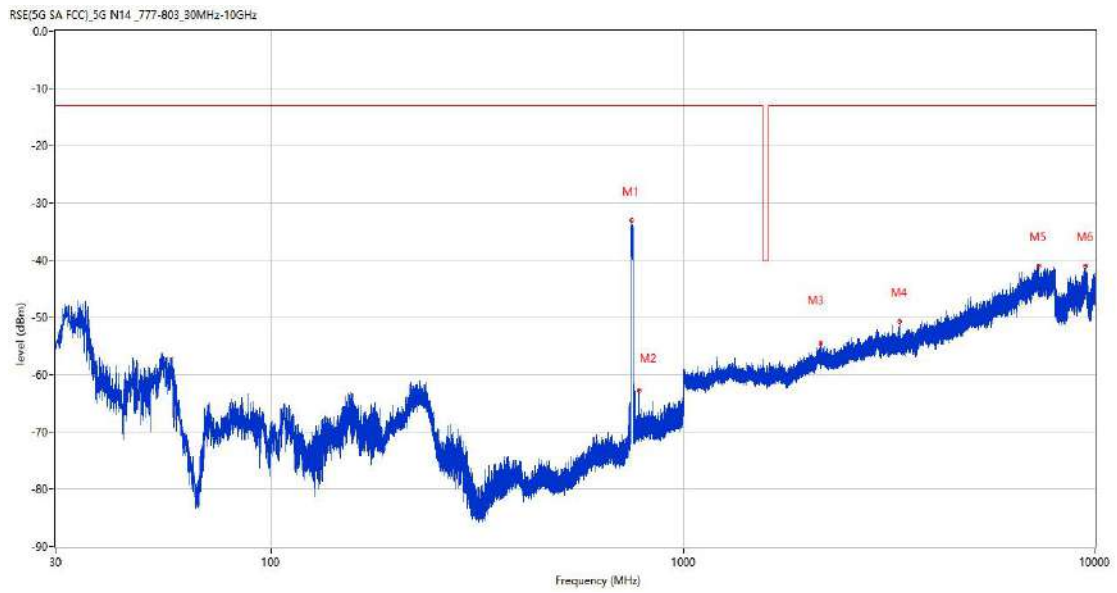
35.2 n13 BW10, QPSK, Middle Channel

RSE-H&H n13 BW10 CH150200



Frequency (MHz)	Result (dBm)	Factor (dB)	PK Limit (dBm)	Margin (dB)	Table (o)	ANT	EUT	Verdict
748.042	-33.75	1.18	-13.0	20.75	42.00	Horizontal	Horizontal	N/A
783.641	-54.03	3.56	-13.0	41.03	47.00	Horizontal	Horizontal	N/A
1561.900	-53.00	-5.54	-40.0	13.00	306.00	Horizontal	Horizontal	Pass
2341.300	-51.92	-1.96	-13.0	38.92	302.00	Horizontal	Horizontal	Pass
7552.500	-40.44	13.48	-13.0	27.44	337.00	Horizontal	Horizontal	Pass
9487.600	-40.29	12.98	-13.0	27.29	252.00	Horizontal	Horizontal	Pass

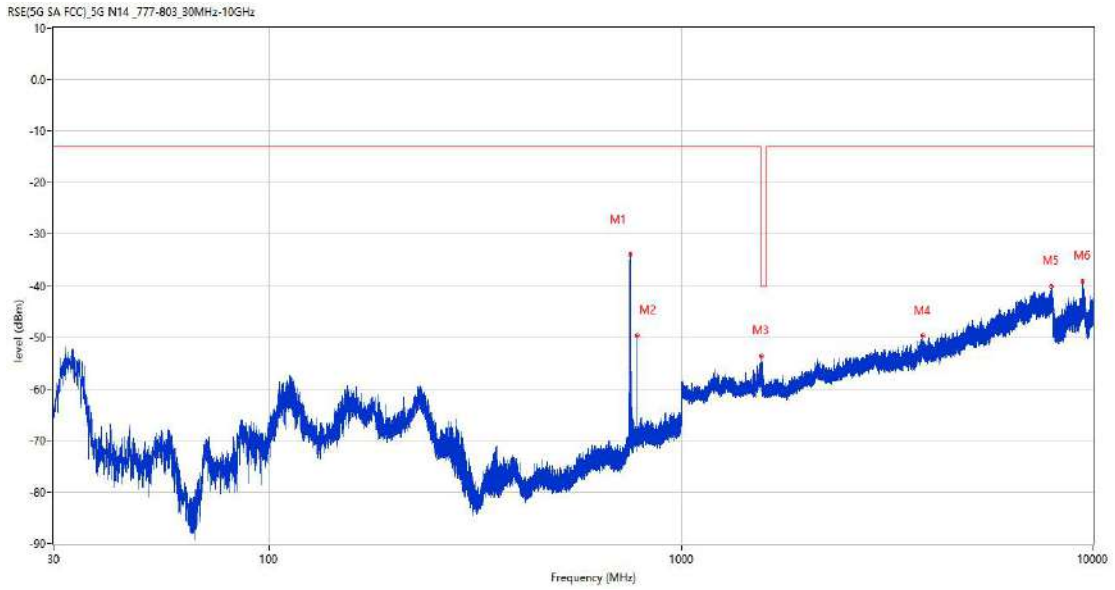
RSE-V&H n13 BW10 CH150200



Frequency (MHz)	Result (dBm)	Factor (dB)	PK Limit (dBm)	Margin (dB)	Table (o)	ANT	EUT	Verdict
750.468	-33.02	1.22	-13.0	20.02	331.00	Vertical	Horizontal	N/A
783.690	-62.77	3.56	-13.0	49.77	143.00	Vertical	Horizontal	N/A
2157.500	-54.64	-2.14	-13.0	41.64	251.00	Vertical	Horizontal	Pass
3349.500	-50.64	4.07	-13.0	37.64	171.00	Vertical	Horizontal	Pass
7302.500	-40.93	13.86	-13.0	27.93	278.00	Vertical	Horizontal	Pass
9490.300	-41.01	12.93	-13.0	28.01	18.00	Vertical	Horizontal	Pass

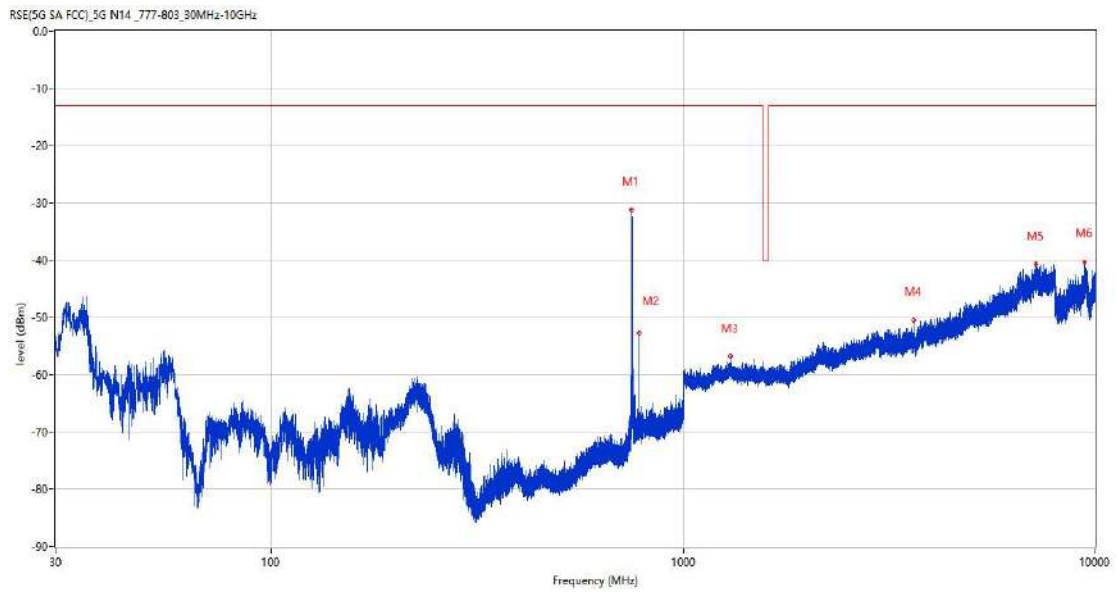
35.3 n13 BW5, PI/2 BPSK, Middle Channel

RSE-H&H n13 BW5 CH150200



Frequency (MHz)	Result (dBm)	Factor (dB)	PK Limit (dBm)	Margin (dB)	Table (o)	ANT	EUT	Verdict
752.407	-33.93	1.49	-13.0	20.93	140.00	Horizontal	Horizontal	N/A
783.932	-49.63	3.57	-13.0	36.63	302.00	Horizontal	Horizontal	N/A
1563.500	-53.61	-5.54	-40.0	13.61	308.00	Horizontal	Horizontal	Pass
3859.250	-49.62	7.25	-13.0	36.62	5.00	Horizontal	Horizontal	Pass
7917.000	-40.04	14.62	-13.0	27.04	13.00	Horizontal	Horizontal	Pass
9447.300	-39.16	13.76	-13.0	26.16	360.00	Horizontal	Horizontal	Pass

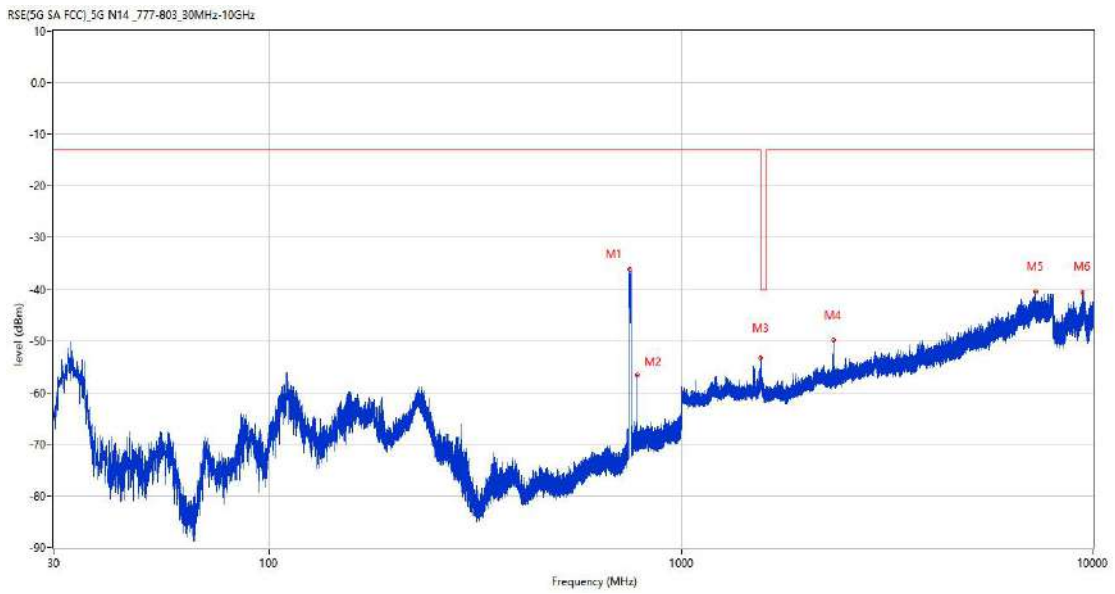
RSE-V&H n13 BW5 CH150200



Frequency (MHz)	Result (dBm)	Factor (dB)	PK Limit (dBm)	Margin (dB)	Table (o)	ANT	EUT	Verdict
750.710	-31.19	1.22	-13.0	18.19	201.00	Vertical	Horizontal	N/A
784.030	-52.70	3.57	-13.0	39.70	239.00	Vertical	Horizontal	N/A
1299.500	-56.81	-4.69	-13.0	43.81	121.00	Vertical	Horizontal	Pass
3625.750	-50.46	5.93	-13.0	37.46	272.00	Vertical	Horizontal	Pass
7204.750	-40.73	14.19	-13.0	27.73	0.00	Vertical	Horizontal	Pass
9447.800	-40.26	13.76	-13.0	27.26	43.00	Vertical	Horizontal	Pass

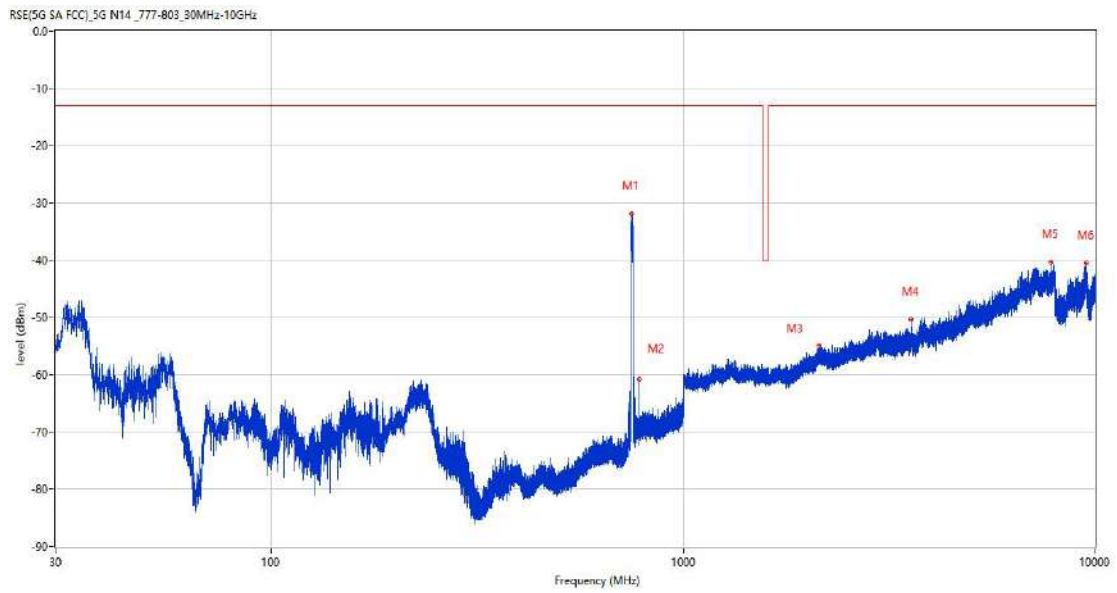
35.4 n13 BW10, PI/2 BPSK, Middle Channel

RSE-H&H n13 BW15 CH150200



Frequency (MHz)	Result (dBm)	Factor (dB)	PK Limit (dBm)	Margin (dB)	Table (o)	ANT	EUT	Verdict
749.546	-36.15	1.26	-13.0	23.15	41.00	Horizontal	Horizontal	N/A
783.836	-56.68	3.56	-13.0	43.68	237.00	Horizontal	Horizontal	N/A
1561.300	-53.25	-5.50	-40.0	13.25	304.00	Horizontal	Horizontal	Pass
2342.500	-49.92	-2.01	-13.0	36.92	304.00	Horizontal	Horizontal	Pass
7253.500	-40.45	14.53	-13.0	27.45	179.00	Horizontal	Horizontal	Pass
9451.400	-40.61	13.75	-13.0	27.61	275.00	Horizontal	Horizontal	Pass

RSE-V&H n13 BW10 CH150200

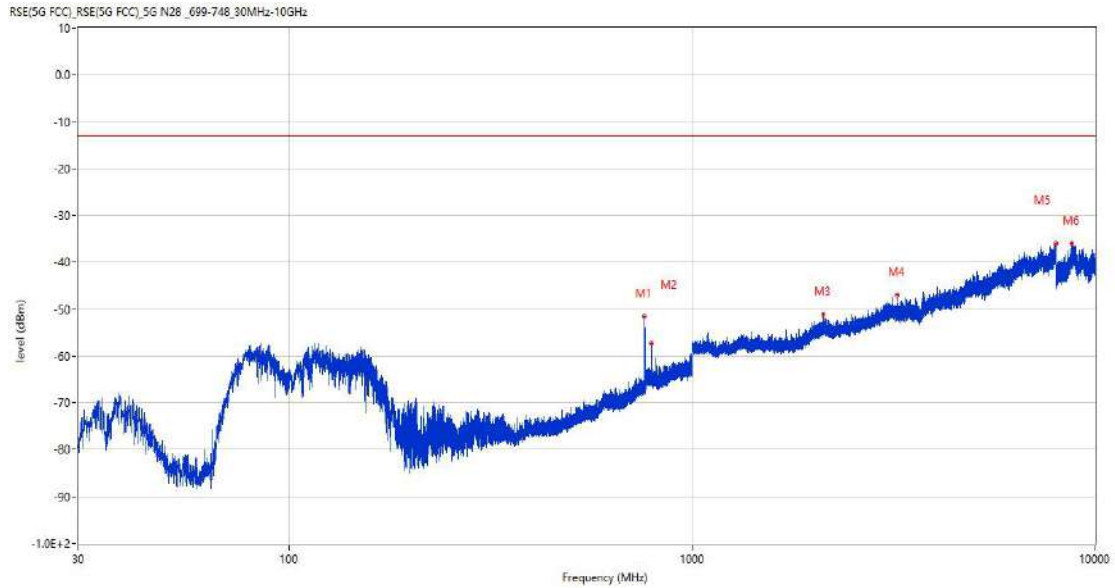


Frequency (MHz)	Result (dBm)	Factor (dB)	PK Limit (dBm)	Margin (dB)	Table (o)	ANT	EUT	Verdict
749.061	-31.87	1.25	-13.0	18.87	353.00	Vertical	Horizontal	N/A
783.836	-60.92	3.56	-13.0	47.92	114.00	Vertical	Horizontal	N/A
2135.400	-54.99	-2.01	-13.0	41.99	267.00	Vertical	Horizontal	Pass
3570.750	-50.40	5.33	-13.0	37.40	360.00	Vertical	Horizontal	Pass
7808.000	-40.37	14.93	-13.0	27.37	163.00	Vertical	Horizontal	Pass
9516.300	-40.56	12.92	-13.0	27.56	250.00	Vertical	Horizontal	Pass

36 n14

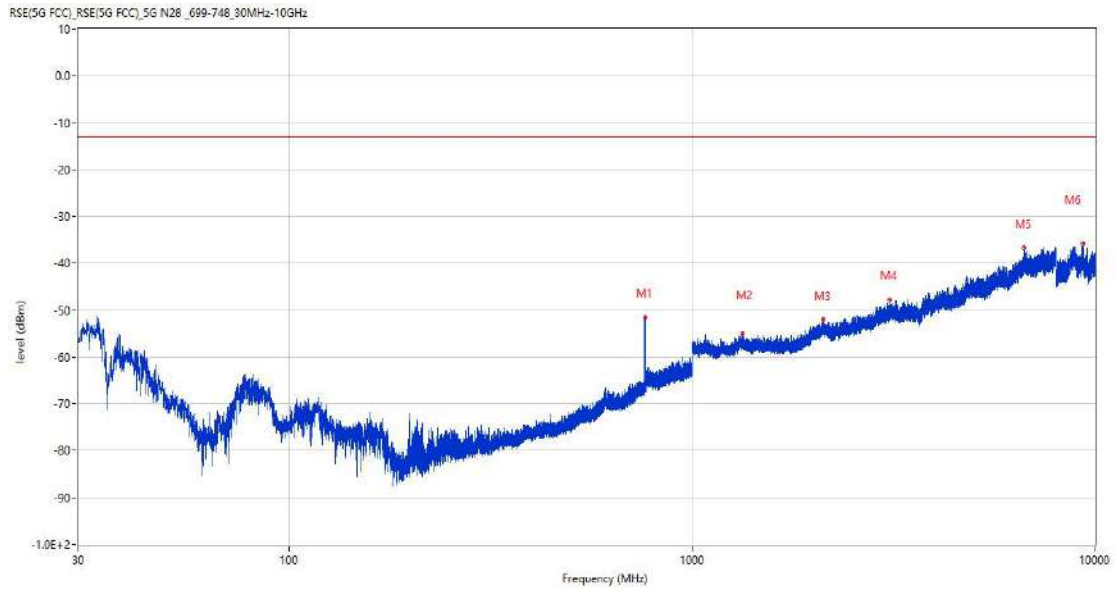
36.1 n14 BW5, QPSK, Middle Channel

RSE-H&H n14 BW5 CH156200



Frequency (MHz)	Result (dBm)	Factor (dB)	PK Limit (dBm)	Margin (dB)	Table (o)	ANT	EUT	Verdict
762.641	-51.54	3.78	-13.0	38.54	360.00	Horizontal	Horizontal	N/A
791.984	-57.26	5.81	-13.0	44.26	228.00	Horizontal	Horizontal	N/A
2119.000	-51.18	-0.07	-13.0	38.18	144.00	Horizontal	Horizontal	Pass
3227.000	-46.96	6.41	-13.0	33.96	216.00	Horizontal	Horizontal	Pass
7987.500	-35.91	18.33	-13.0	22.91	360.00	Horizontal	Horizontal	Pass
8758.500	-35.98	18.96	-13.0	22.98	229.00	Horizontal	Horizontal	Pass

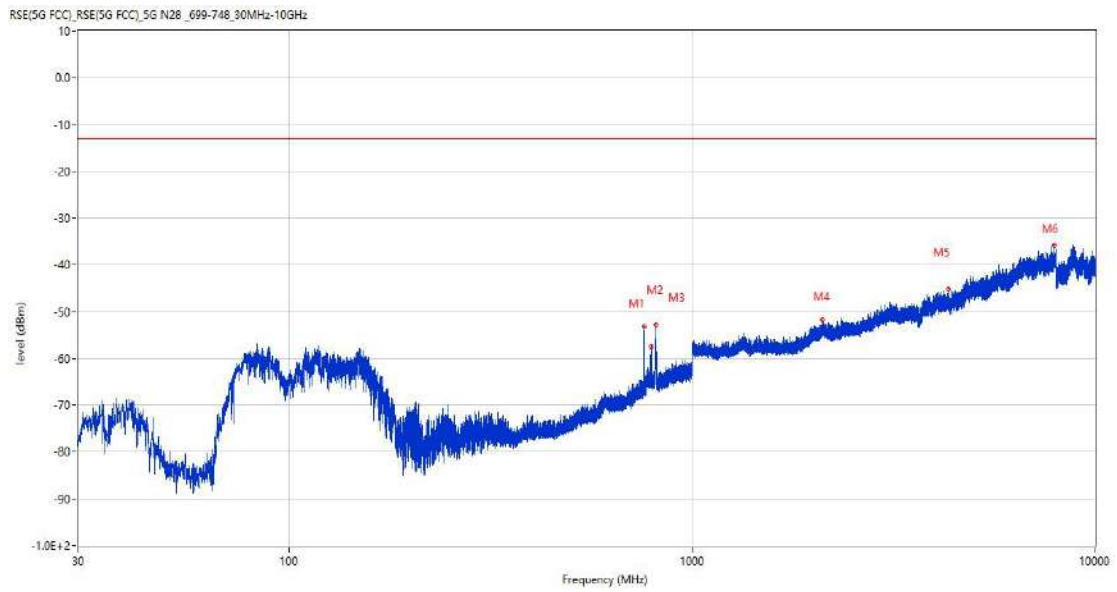
RSE-V&H n14 BW5 CH152600



Frequency (MHz)	Result (dBm)	Factor (dB)	PK Limit (dBm)	Margin (dB)	Table (o)	ANT	EUT	Verdict
764.387	-51.44	3.99	-13.0	38.44	155.00	Vertical	Horizontal	N/A
1332.100	-55.04	-2.34	-13.0	42.04	271.00	Vertical	Horizontal	Pass
2115.100	-52.02	0.05	-13.0	39.02	41.00	Vertical	Horizontal	Pass
3093.250	-47.71	6.72	-13.0	34.71	245.00	Vertical	Horizontal	Pass
6670.250	-36.67	16.55	-13.0	23.67	152.00	Vertical	Horizontal	Pass
9325.200	-35.84	19.46	-13.0	22.84	4.00	Vertical	Horizontal	Pass

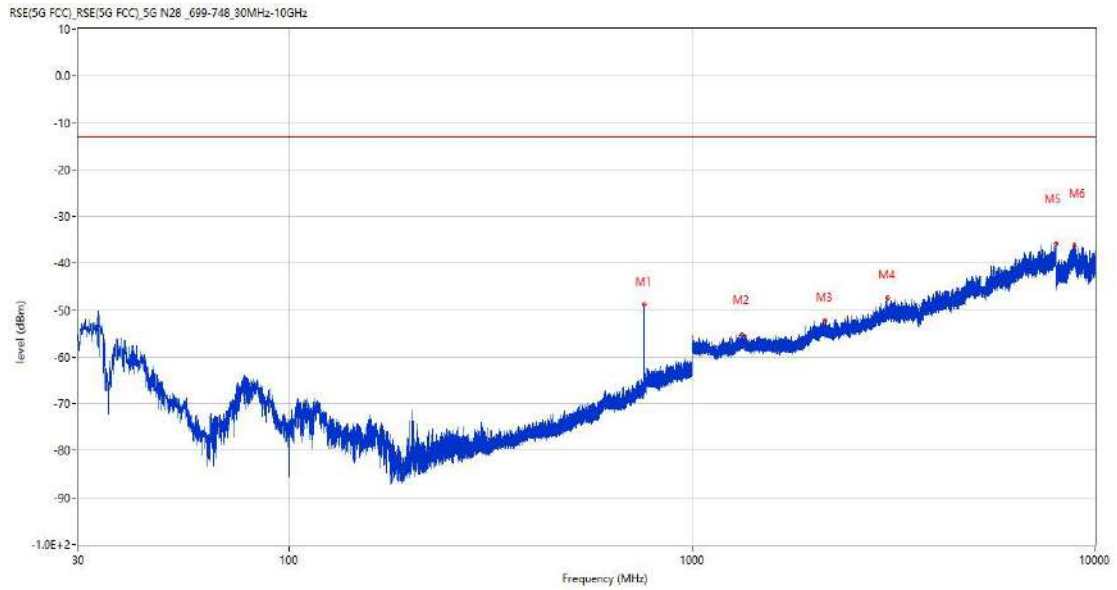
36.2 n14 BW10, QPSK, Middle Channel

RSE-H&H n14 BW10 CH152600



Frequency (MHz)	Result (dBm)	Factor (dB)	PK Limit (dBm)	Margin (dB)	Table (o)	ANT	EUT	Verdict
761.526	-53.23	3.53	-13.0	40.23	309.00	Horizontal	Horizontal	N/A
791.353	-57.48	5.81	-13.0	44.48	250.00	Horizontal	Horizontal	N/A
811.190	-52.82	5.67	-13.0	39.82	285.00	Horizontal	Horizontal	Pass
2110.300	-51.83	0.28	-13.0	38.83	0.00	Horizontal	Horizontal	Pass
4322.500	-45.11	10.11	-13.0	32.11	182.00	Horizontal	Horizontal	Pass
7926.500	-35.72	18.47	-13.0	22.72	118.00	Horizontal	Horizontal	Pass

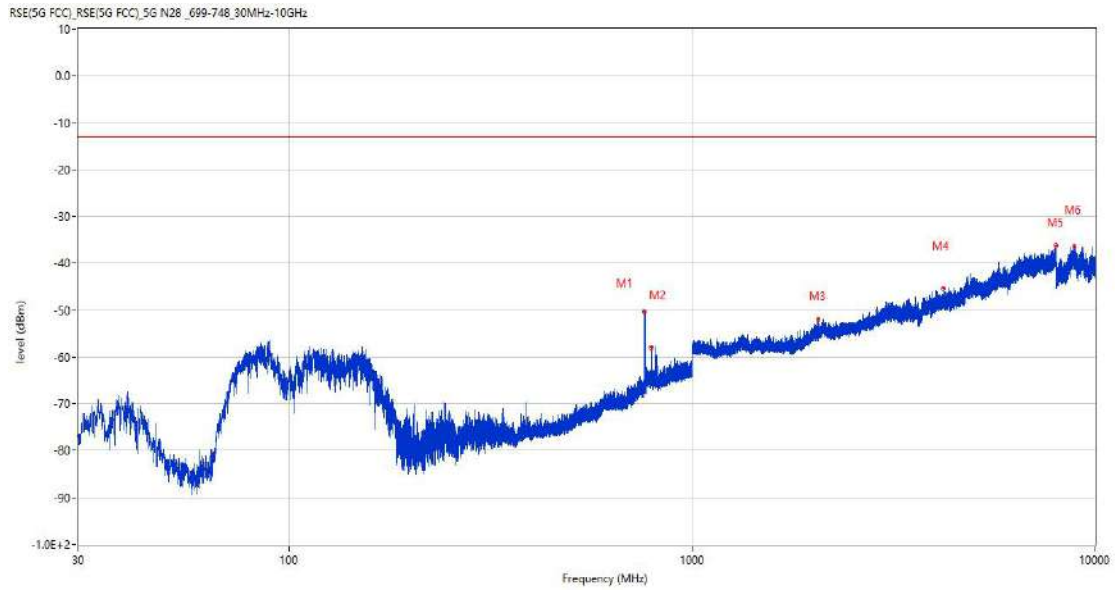
RSE-V&H n14 BW10 CH152600



Frequency (MHz)	Result (dBm)	Factor (dB)	PK Limit (dBm)	Margin (dB)	Table (o)	ANT	EUT	Verdict
761.914	-48.81	3.62	-13.0	35.81	340.00	Vertical	Horizontal	N/A
1326.800	-55.30	-2.43	-13.0	42.30	338.00	Vertical	Horizontal	Pass
2136.600	-52.22	-0.23	-13.0	39.22	360.00	Vertical	Horizontal	Pass
3055.250	-47.31	6.39	-13.0	34.31	26.00	Vertical	Horizontal	Pass
7989.500	-35.85	18.40	-13.0	22.85	0.00	Vertical	Horizontal	Pass
8868.799	-36.15	20.13	-13.0	23.15	319.00	Vertical	Horizontal	Pass

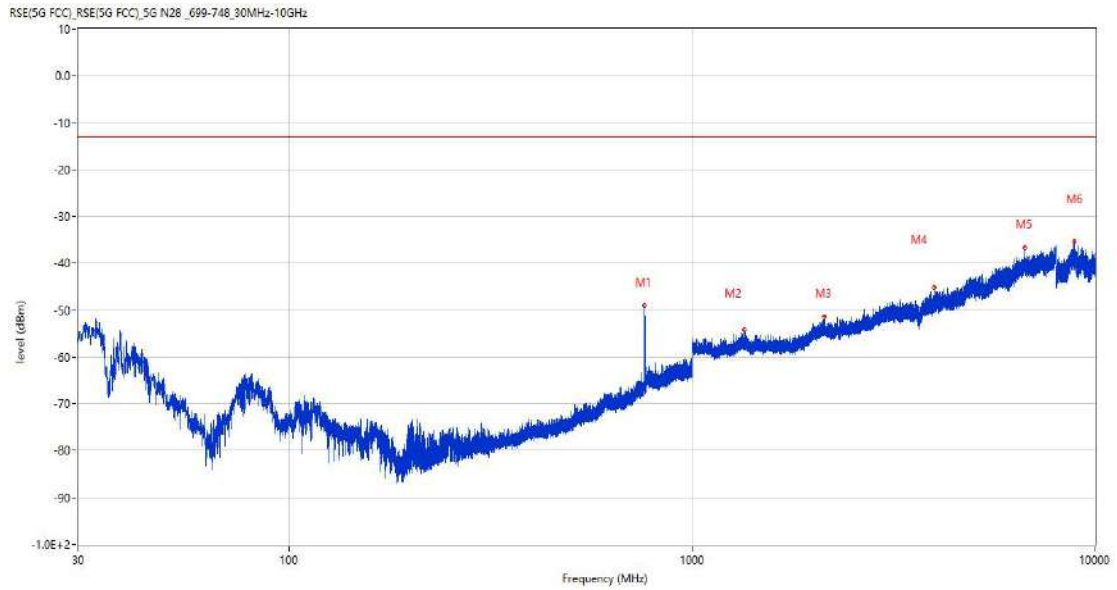
36.3 n14 BW5, PI/2 BPSK, Middle Channel

RSE-H&H n14 BW5 CH152600



Frequency (MHz)	Result (dBm)	Factor (dB)	PK Limit (dBm)	Margin (dB)	Table (o)	ANT	EUT	Verdict
762.447	-50.36	3.74	-13.0	37.36	294.00	Horizontal	Horizontal	N/A
791.886	-57.89	5.81	-13.0	44.89	251.00	Horizontal	Horizontal	N/A
2054.200	-51.93	-0.52	-13.0	38.93	217.00	Horizontal	Horizontal	Pass
4206.750	-45.38	11.11	-13.0	32.38	181.00	Horizontal	Horizontal	Pass
7993.750	-36.20	18.63	-13.0	23.20	181.00	Horizontal	Horizontal	Pass
8858.100	-36.33	20.26	-13.0	23.33	2.00	Horizontal	Horizontal	Pass

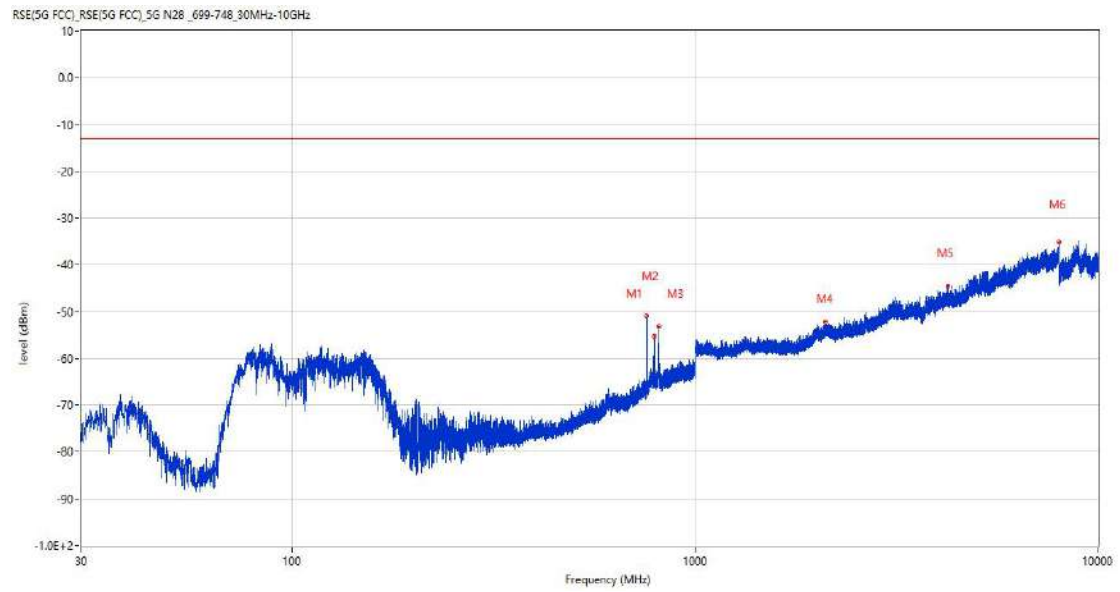
RSE-V&H n14 BW5 CH152600



Frequency (MHz)	Result (dBm)	Factor (dB)	PK Limit (dBm)	Margin (dB)	Table (o)	ANT	EUT	Verdict
761.623	-49.10	3.55	-13.0	36.10	346.00	Vertical	Horizontal	N/A
1347.700	-54.26	-2.65	-13.0	41.26	285.00	Vertical	Horizontal	Pass
2126.800	-51.26	-0.29	-13.0	38.26	172.00	Vertical	Horizontal	Pass
3988.750	-45.11	9.53	-13.0	32.11	361.00	Vertical	Horizontal	Pass
6700.500	-36.62	16.81	-13.0	23.62	335.00	Vertical	Horizontal	Pass
8861.000	-35.35	20.23	-13.0	22.35	1.00	Vertical	Horizontal	Pass

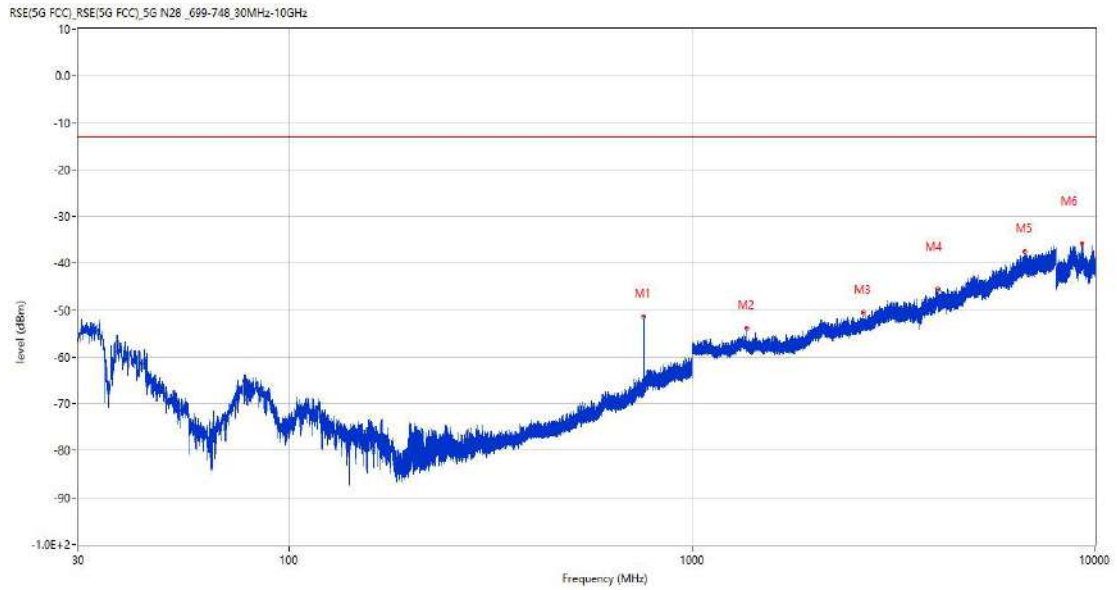
36.4 n14 BW10, PI/2 BPSK, Middle Channel

RSE-H&H n14 BW10 CH152600



Frequency (MHz)	Result (dBm)	Factor (dB)	PK Limit (dBm)	Margin (dB)	Table (o)	ANT	EUT	Verdict
758.567	-50.94	3.35	-13.0	37.94	310.00	Horizontal	Horizontal	N/A
790.820	-55.23	5.82	-13.0	42.23	245.00	Horizontal	Horizontal	N/A
811.820	-53.13	5.67	-13.0	40.13	75.00	Horizontal	Horizontal	Pass
2107.500	-52.25	0.23	-13.0	39.25	274.00	Horizontal	Horizontal	Pass
4238.750	-44.39	10.25	-13.0	31.39	360.00	Horizontal	Horizontal	Pass
7999.000	-35.13	18.94	-13.0	22.13	360.00	Horizontal	Horizontal	Pass

RSE-V&H n14 BW10 CH152600

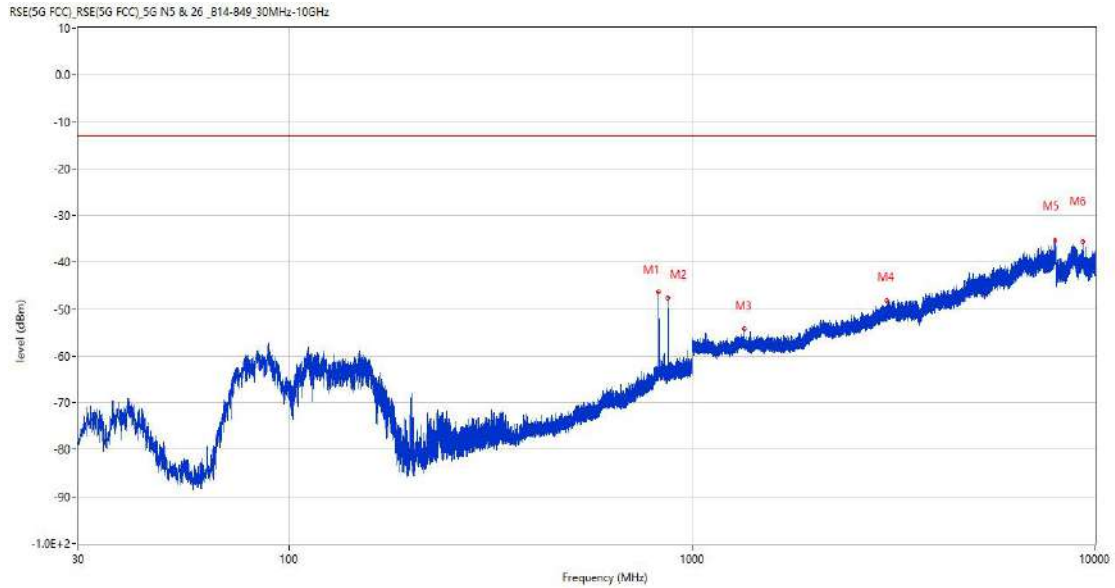


Frequency (MHz)	Result (dBm)	Factor (dB)	PK Limit (dBm)	Margin (dB)	Table (o)	ANT	EUT	Verdict
759.149	-51.40	3.40	-13.0	38.40	331.00	Vertical	Horizontal	N/A
1368.200	-53.86	-3.26	-13.0	40.86	57.00	Vertical	Horizontal	Pass
2660.400	-50.58	2.90	-13.0	37.58	182.00	Vertical	Horizontal	Pass
4080.000	-45.48	9.97	-13.0	32.48	0.00	Vertical	Horizontal	Pass
6680.750	-37.50	16.92	-13.0	24.50	152.00	Vertical	Horizontal	Pass
9304.200	-35.81	19.74	-13.0	22.81	93.00	Vertical	Horizontal	Pass

37 n18 (824-830MHz)

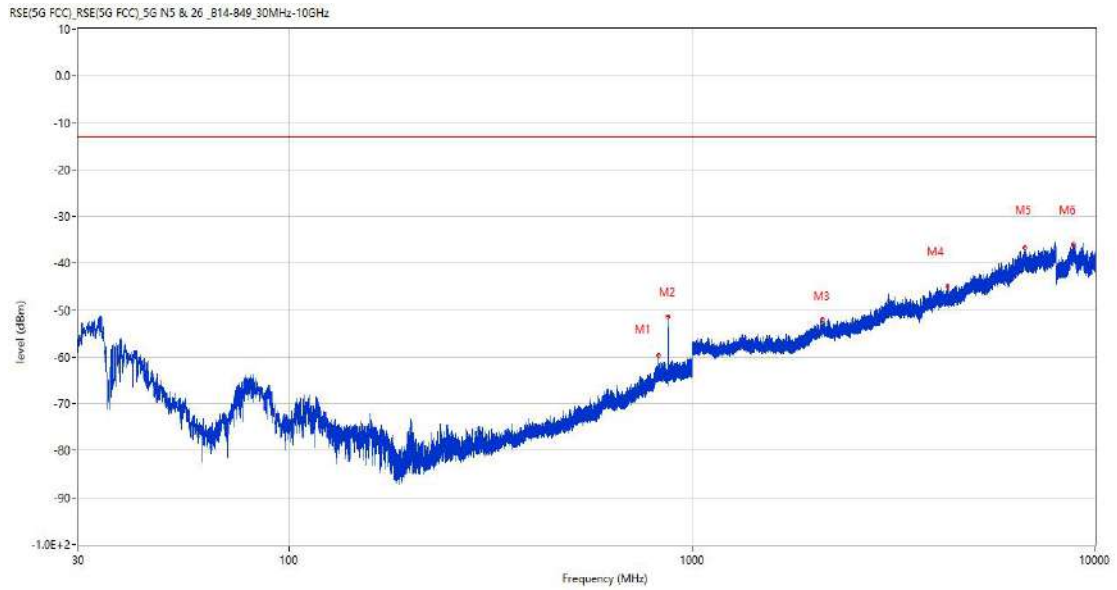
37.1 n18 (824-830MHz) BW5, QPSK, Middle Channel

RSE-H&H n18 (824-830MHz) BW5 CH174400



Frequency (MHz)	Result (dBm)	Factor (dB)	PK Limit (dBm)	Margin (dB)	Table (o)	ANT	EUT	Verdict
826.176	-46.31	6.94	-13.0	33.31	258.00	Horizontal	Horizontal	N/A
872.251	-47.58	6.42	-13.0	34.58	264.00	Horizontal	Horizontal	N/A
1347.300	-54.20	-2.62	-13.0	41.20	360.00	Horizontal	Horizontal	Pass
3036.250	-48.12	6.82	-13.0	35.12	153.00	Horizontal	Horizontal	Pass
7955.500	-35.31	18.42	-13.0	22.31	360.00	Horizontal	Horizontal	Pass
9322.299	-35.57	19.50	-13.0	22.57	140.00	Horizontal	Horizontal	Pass

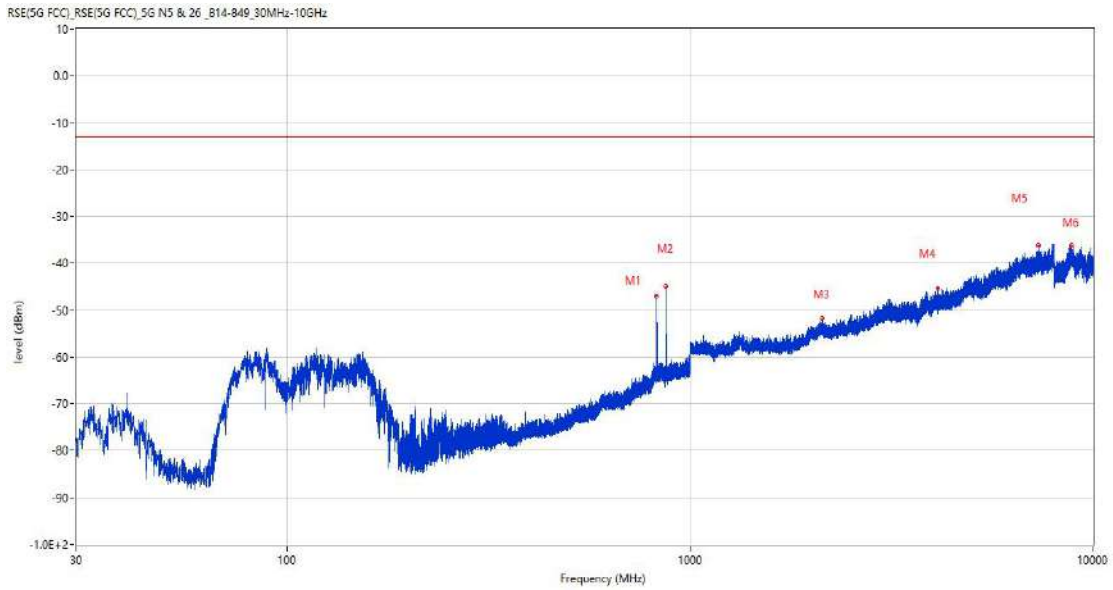
RSE-V&H n18 (824-830MHz) BW5 CH174400



Frequency (MHz)	Result (dBm)	Factor (dB)	PK Limit (dBm)	Margin (dB)	Table (o)	ANT	EUT	Verdict
826.418	-59.71	6.95	-13.0	46.71	212.00	Vertical	Horizontal	N/A
871.572	-51.24	6.43	-13.0	38.24	146.00	Vertical	Horizontal	N/A
2106.600	-52.04	0.27	-13.0	39.04	111.00	Vertical	Horizontal	Pass
4312.750	-44.92	10.23	-13.0	31.92	360.00	Vertical	Horizontal	Pass
6682.750	-36.63	16.96	-13.0	23.63	360.00	Vertical	Horizontal	Pass
8829.799	-35.99	20.03	-13.0	22.99	3.00	Vertical	Horizontal	Pass

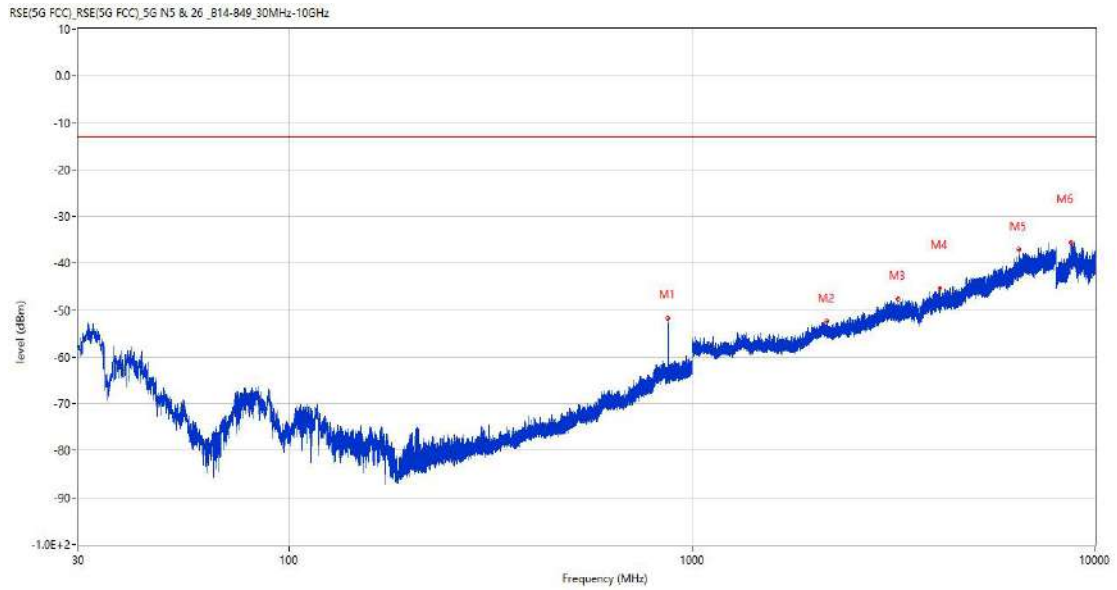
37.2 n18 (824-830MHz) BW5, PI/2 BPSK, Middle Channel

RSE-H&H n18 (824-830MHz) BW5 CH174400



Frequency (MHz)	Result (dBm)	Factor (dB)	PK Limit (dBm)	Margin (dB)	Table (o)	ANT	EUT	Verdict
826.176	-47.00	6.94	-13.0	34.00	255.00	Horizontal	Horizontal	N/A
870.990	-44.98	6.41	-13.0	31.98	270.00	Horizontal	Horizontal	N/A
2123.900	-51.66	-0.25	-13.0	38.66	91.00	Horizontal	Horizontal	Pass
4123.250	-45.24	9.66	-13.0	32.24	360.00	Horizontal	Horizontal	Pass
7308.000	-36.25	16.82	-13.0	23.25	248.00	Horizontal	Horizontal	Pass
8847.200	-36.18	20.31	-13.0	23.18	3.00	Horizontal	Horizontal	Pass

RSE-V&H n18 (824-830MHz) BW5 CH174400

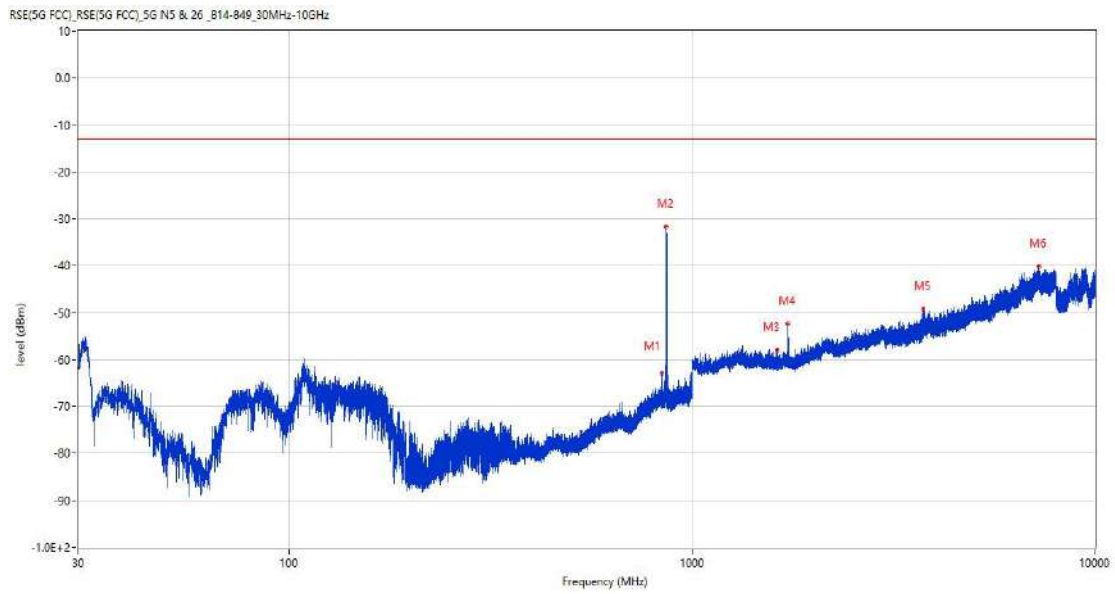


Frequency (MHz)	Result (dBm)	Factor (dB)	PK Limit (dBm)	Margin (dB)	Table (o)	ANT	EUT	Verdict
871.572	-51.65	6.43	-13.0	38.65	138.00	Vertical	Horizontal	N/A
2157.600	-52.38	-0.35	-13.0	39.38	268.00	Vertical	Horizontal	Pass
3240.500	-47.57	6.42	-13.0	34.57	40.00	Vertical	Horizontal	Pass
4119.500	-45.41	9.63	-13.0	32.41	360.00	Vertical	Horizontal	Pass
6459.750	-37.09	16.67	-13.0	24.09	144.00	Vertical	Horizontal	Pass
8699.099	-35.62	19.39	-13.0	22.62	1.00	Vertical	Horizontal	Pass

38 n18 (815-824MHz)

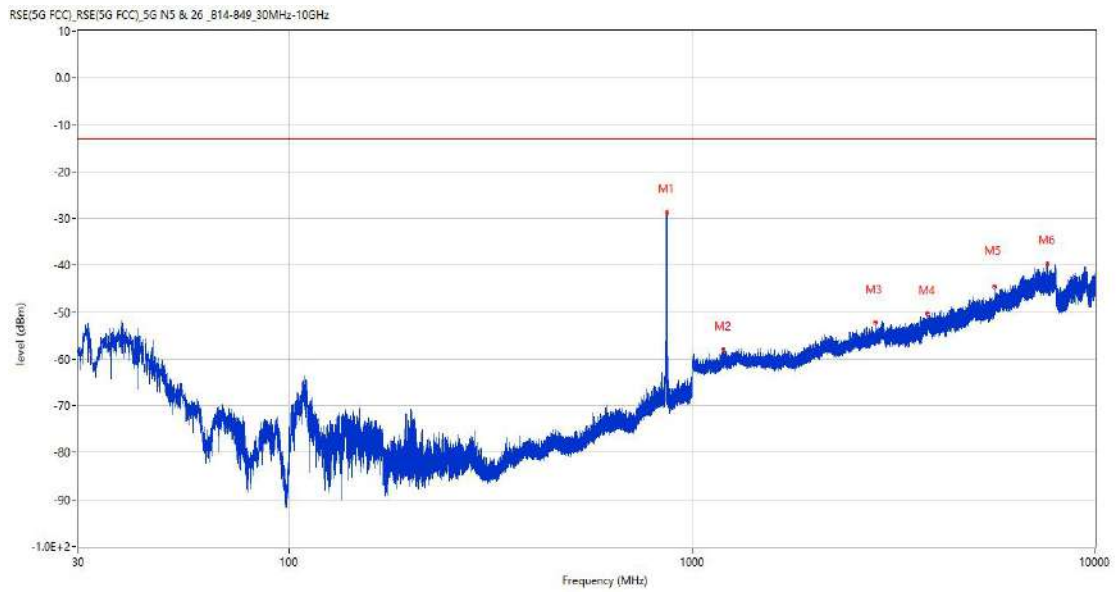
38.1 n18 (815-824MHz) BW5, QPSK, Middle Channel

RSE-H&H n18 (815-824MHz) BW5 CH172900



Frequency (MHz)	Result (dBm)	Factor (dB)	PK Limit (dBm)	Margin (dB)	Table (o)	ANT	EUT	Verdict
839.998	-62.91	4.87	-13.0	49.91	69.00	Horizontal	Horizontal	Pass
863.279	-31.74	3.52	-13.0	18.74	254.00	Horizontal	Horizontal	N/A
1623.300	-57.99	-6.04	-13.0	44.99	360.00	Horizontal	Horizontal	Pass
1729.300	-52.34	-5.63	-13.0	39.34	202.00	Horizontal	Horizontal	Pass
3740.750	-49.30	5.23	-13.0	36.30	148.00	Horizontal	Horizontal	Pass
7241.750	-40.13	14.51	-13.0	27.13	1.00	Horizontal	Horizontal	Pass

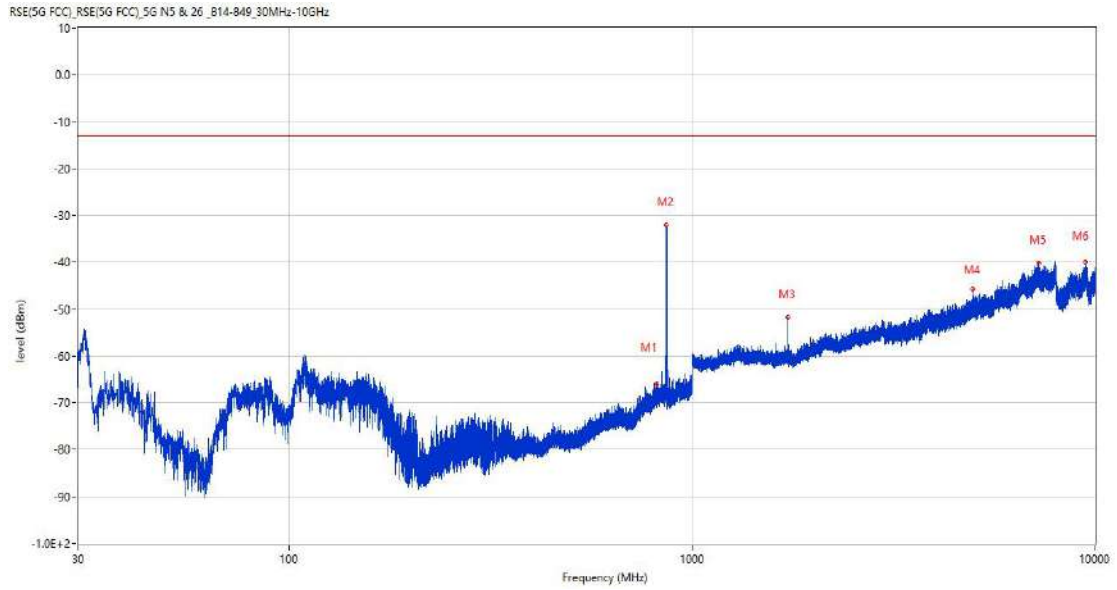
RSE-V&H n18 (815-824MHz) BW5 CH172900



Frequency (MHz)	Result (dBm)	Factor (dB)	PK Limit (dBm)	Margin (dB)	Table (o)	ANT	EUT	Verdict
866.334	-28.67	3.46	-13.0	15.67	205.00	Vertical	Horizontal	N/A
1195.300	-57.97	-5.13	-13.0	44.97	350.00	Vertical	Horizontal	Pass
2853.800	-52.14	0.89	-13.0	39.14	150.00	Vertical	Horizontal	Pass
3842.750	-50.36	6.74	-13.0	37.36	132.00	Vertical	Horizontal	Pass
5627.000	-44.40	9.83	-13.0	31.40	182.00	Vertical	Horizontal	Pass
7598.000	-39.63	13.79	-13.0	26.63	320.00	Vertical	Horizontal	Pass

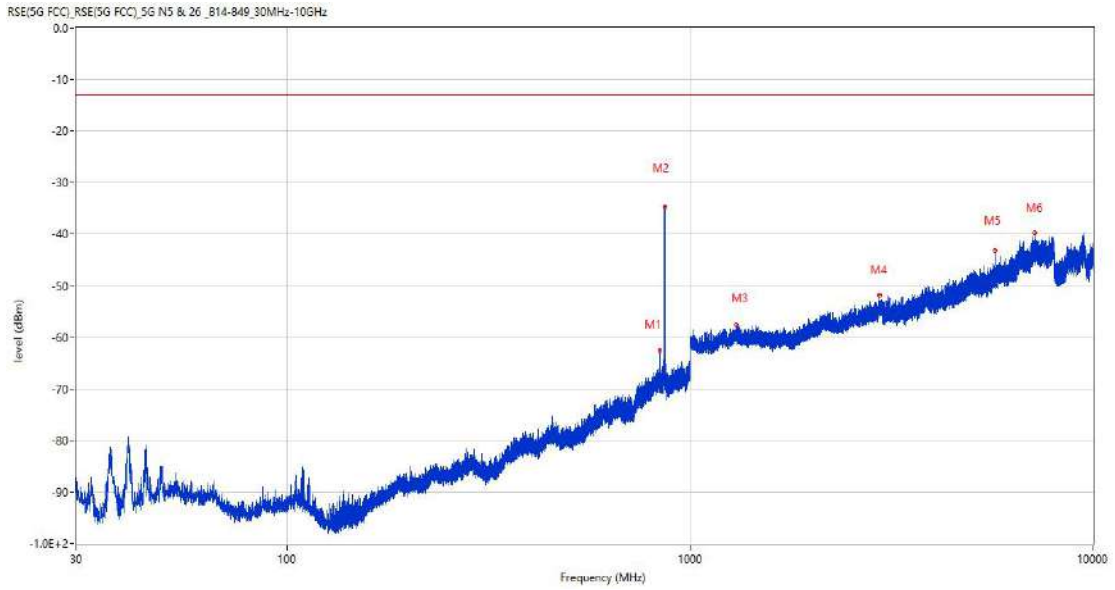
38.2 n18 (815-824MHz) BW5, PI/2 BPSK, Middle Channel

RSE-H&H n18 (815-824MHz) BW5 CH172900



Frequency (MHz)	Result (dBm)	Factor (dB)	PK Limit (dBm)	Margin (dB)	Table (o)	ANT	EUT	Verdict
818.076	-66.13	4.10	-13.0	53.13	18.00	Horizontal	Horizontal	N/A
863.133	-32.05	3.56	-13.0	19.05	259.00	Horizontal	Horizontal	N/A
1728.600	-51.77	-5.65	-13.0	38.77	198.00	Horizontal	Horizontal	Pass
4967.500	-45.71	9.01	-13.0	32.71	303.00	Horizontal	Horizontal	Pass
7244.500	-40.07	14.58	-13.0	27.07	287.00	Horizontal	Horizontal	Pass
9446.500	-39.96	13.75	-13.0	26.96	360.00	Horizontal	Horizontal	Pass

RSE-V&H n18 (815-824MHz) BW5 CH172900

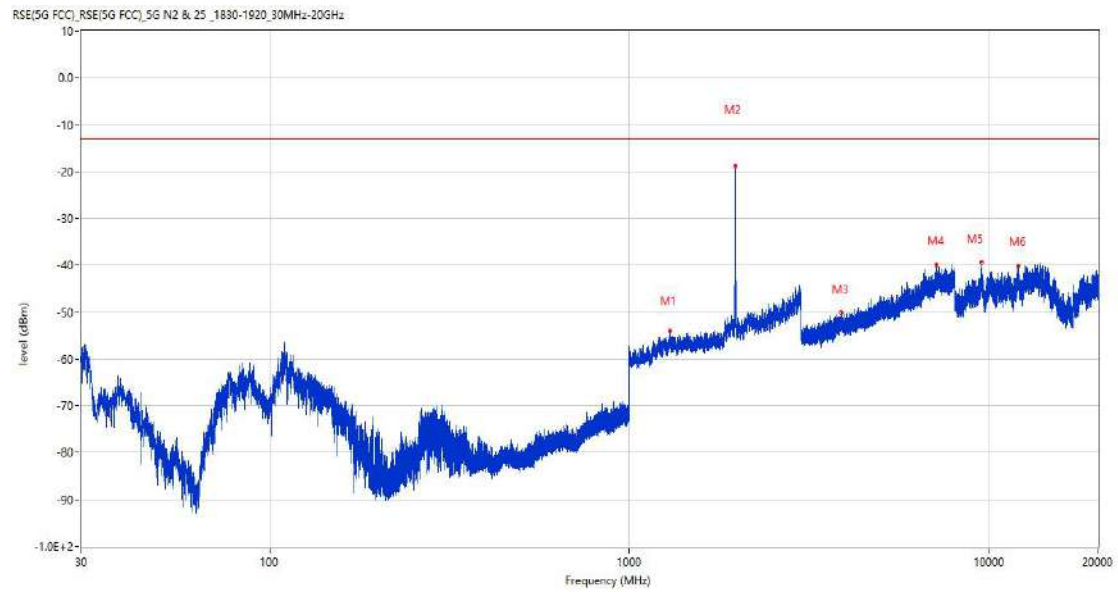


Frequency (MHz)	Result (dBm)	Factor (dB)	PK Limit (dBm)	Margin (dB)	Table (o)	ANT	EUT	Verdict
839.998	-62.50	4.87	-13.0	49.50	69.00	Vertical	Horizontal	Pass
866.043	-34.62	3.45	-13.0	21.62	185.00	Vertical	Horizontal	N/A
1303.600	-57.63	-4.53	-13.0	44.63	278.00	Vertical	Horizontal	Pass
2955.100	-51.87	2.48	-13.0	38.87	9.00	Vertical	Horizontal	Pass
5699.750	-43.06	9.79	-13.0	30.06	253.00	Vertical	Horizontal	Pass
7174.500	-39.78	14.08	-13.0	26.78	81.00	Vertical	Horizontal	Pass

39 n25

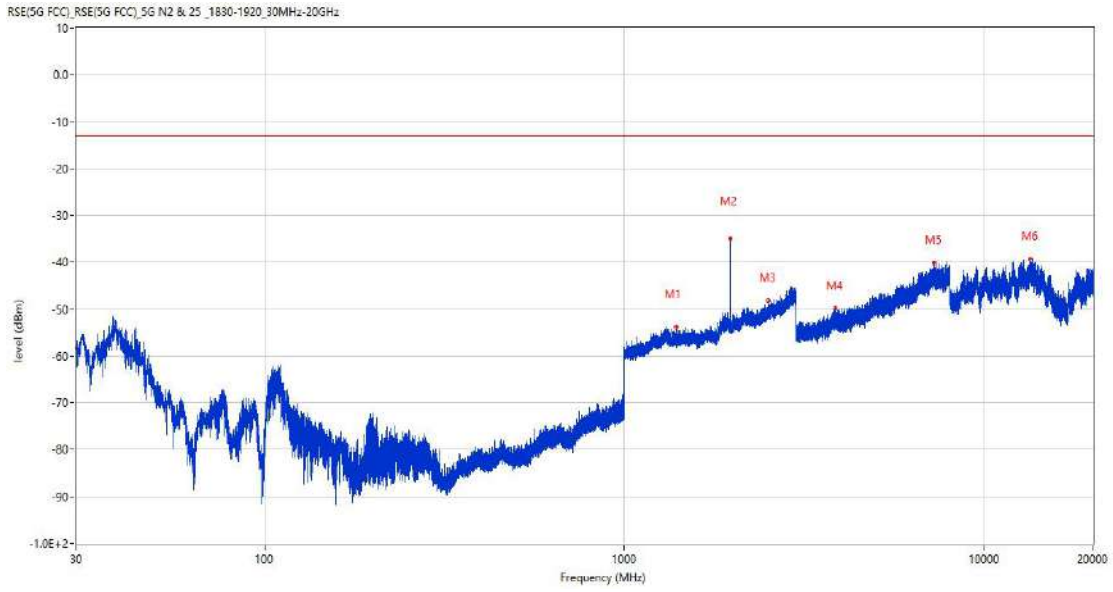
39.1 n25 BW5, QPSK, Middle Channel

RSE-H&H n25 BW5 CH392500



Frequency (MHz)	Result (dBm)	Factor (dB)	PK Limit (dBm)	Margin (dB)	Table (o)	ANT	EUT	Verdict
1297.000	-53.98	-1.05	-13.0	40.98	33.00	Horizontal	Horizontal	Pass
1963.300	-18.76	1.34	-13.0	5.76	251.00	Horizontal	Horizontal	N/A
3875.750	-50.15	7.14	-13.0	37.15	315.00	Horizontal	Horizontal	Pass
7135.000	-39.84	13.75	-13.0	26.84	247.00	Horizontal	Horizontal	Pass
9495.300	-39.24	12.82	-13.0	26.24	3.00	Horizontal	Horizontal	Pass
11990.237	-40.06	14.02	-13.0	27.06	272.00	Horizontal	Horizontal	Pass

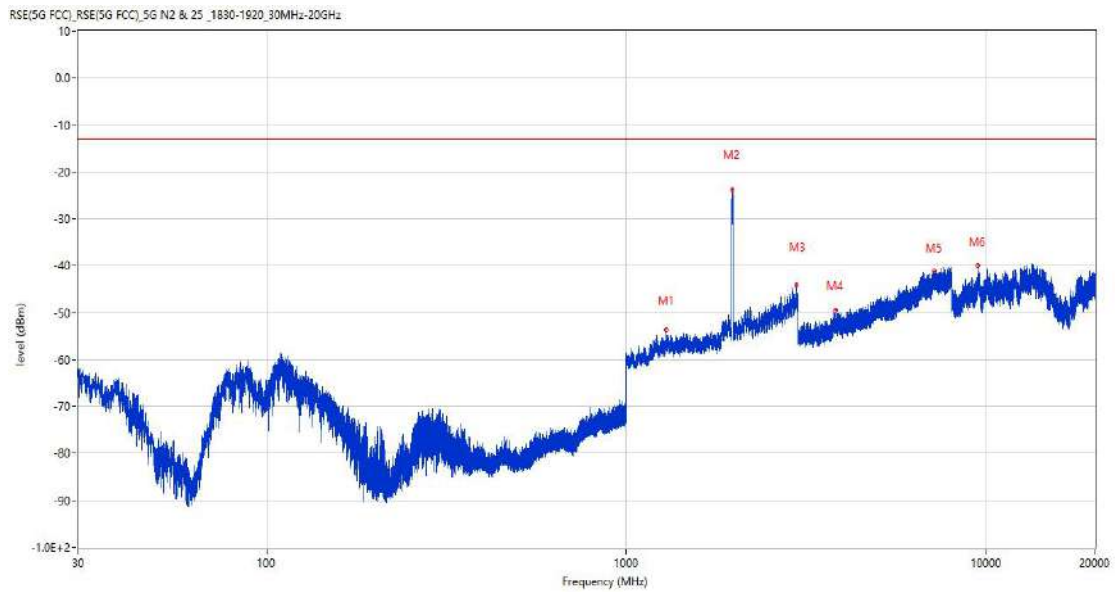
RSE-V&H n25 BW5 CH392500



Frequency (MHz)	Result (dBm)	Factor (dB)	PK Limit (dBm)	Margin (dB)	Table (o)	ANT	EUT	Verdict
1395.100	-53.73	-1.71	-13.0	40.73	104.00	Vertical	Horizontal	Pass
1964.000	-34.90	1.34	-13.0	21.90	136.00	Vertical	Horizontal	N/A
2510.300	-48.19	5.39	-13.0	35.19	199.00	Vertical	Horizontal	Pass
3853.500	-49.89	7.32	-13.0	36.89	223.00	Vertical	Horizontal	Pass
7238.750	-40.21	14.43	-13.0	27.21	313.00	Vertical	Horizontal	Pass
13391.287	-39.39	16.70	-13.0	26.39	111.00	Vertical	Horizontal	Pass

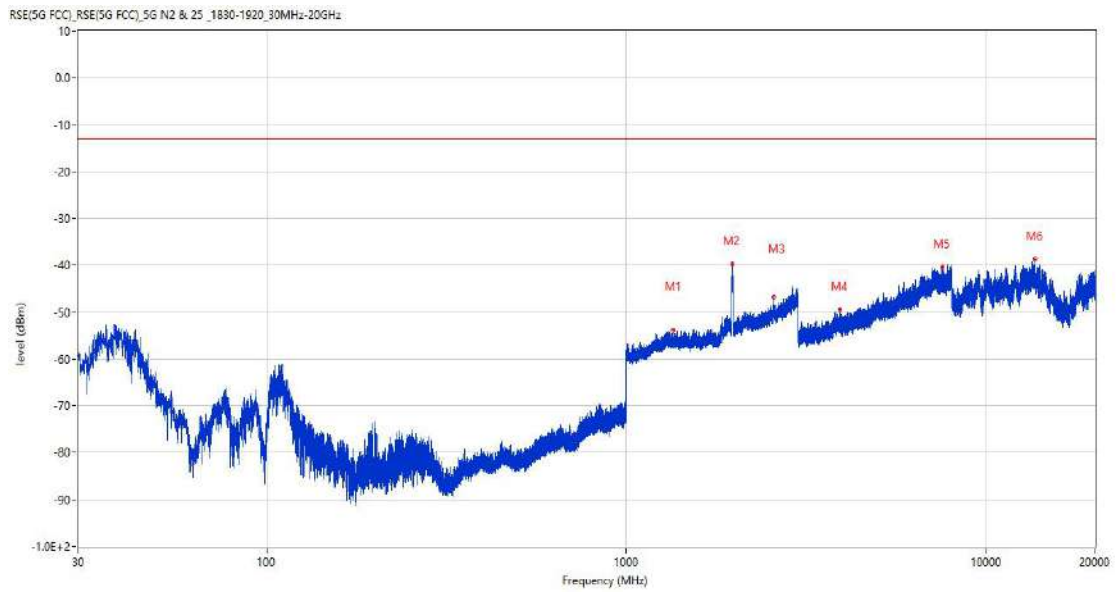
39.2 n25 BW15, QPSK, Middle Channel

RSE-H&H n25 BW25 CH392500



Frequency (MHz)	Result (dBm)	Factor (dB)	PK Limit (dBm)	Margin (dB)	Table (o)	ANT	EUT	Verdict
1287.100	-53.67	-1.08	-13.0	40.67	321.00	Horizontal	Horizontal	Pass
1966.200	-23.72	1.38	-13.0	10.72	244.00	Horizontal	Horizontal	N/A
2964.600	-44.01	10.12	-13.0	31.01	0.00	Horizontal	Horizontal	Pass
3811.000	-49.38	6.03	-13.0	36.38	0.00	Horizontal	Horizontal	Pass
7140.750	-41.26	13.84	-13.0	28.26	156.00	Horizontal	Horizontal	Pass
9462.762	-40.01	13.51	-13.0	27.01	108.00	Horizontal	Horizontal	Pass

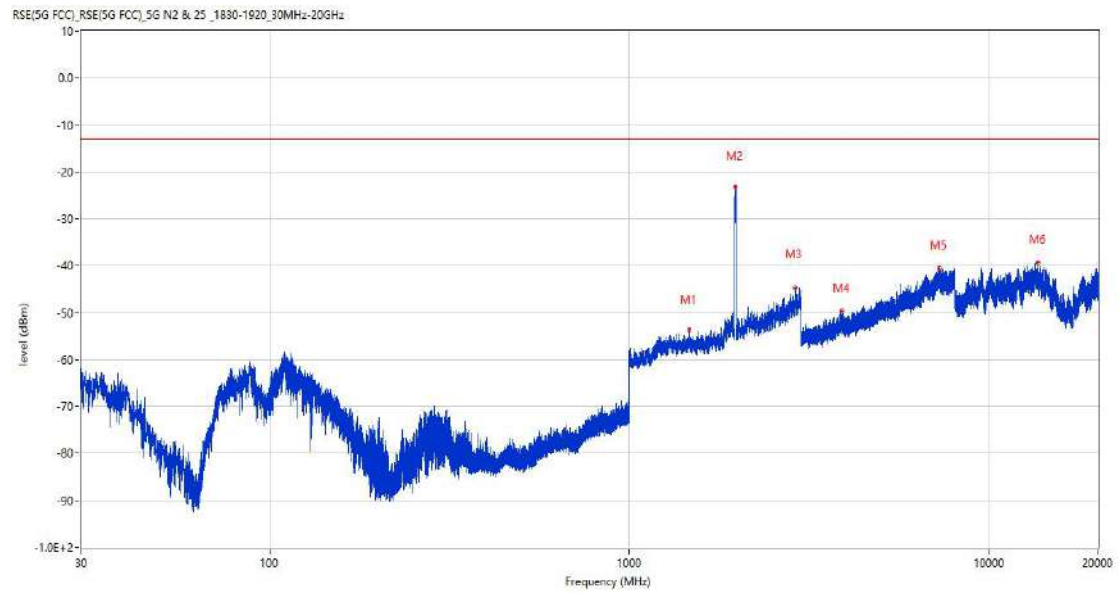
RSE-V&H n25 BW15 CH392500



Frequency (MHz)	Result (dBm)	Factor (dB)	PK Limit (dBm)	Margin (dB)	Table (o)	ANT	EUT	Verdict
1342.600	-53.90	-1.64	-13.0	40.90	360.00	Vertical	Horizontal	Pass
1964.700	-39.67	1.35	-13.0	26.67	360.00	Vertical	Horizontal	N/A
2557.800	-46.78	6.13	-13.0	33.78	172.00	Vertical	Horizontal	Pass
3913.750	-49.43	7.08	-13.0	36.43	267.00	Vertical	Horizontal	Pass
7523.250	-40.27	13.54	-13.0	27.27	63.00	Vertical	Horizontal	Pass
13654.838	-38.76	16.34	-13.0	25.76	1.00	Vertical	Horizontal	Pass

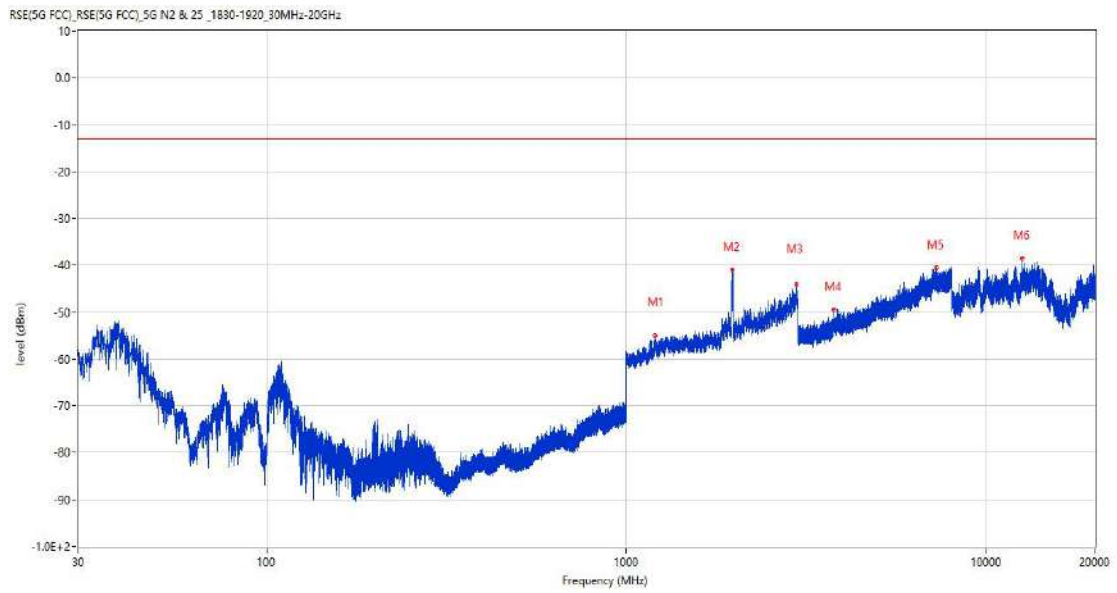
39.3 n25 BW20, QPSK, Middle Channel

RSE-H&H n25 BW20 CH392500



Frequency (MHz)	Result (dBm)	Factor (dB)	PK Limit (dBm)	Margin (dB)	Table (o)	ANT	EUT	Verdict
1463.100	-53.67	-1.32	-13.0	40.67	121.00	Horizontal	Horizontal	Pass
1966.200	-23.15	1.38	-13.0	10.15	250.00	Horizontal	Horizontal	N/A
2885.900	-44.76	9.55	-13.0	31.76	360.00	Horizontal	Horizontal	Pass
3884.750	-49.68	7.07	-13.0	36.68	360.00	Horizontal	Horizontal	Pass
7252.750	-40.65	14.61	-13.0	27.65	65.00	Horizontal	Horizontal	Pass
13618.612	-39.36	16.16	-13.0	26.36	161.00	Horizontal	Horizontal	Pass

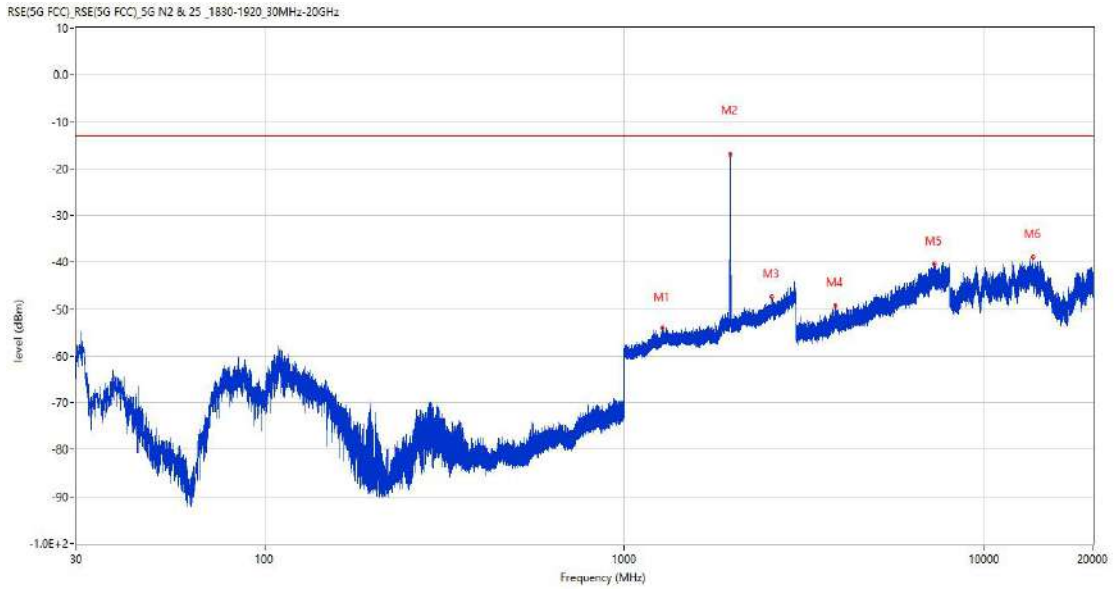
RSE-V&H n25 BW20 CH392500



Frequency (MHz)	Result (dBm)	Factor (dB)	PK Limit (dBm)	Margin (dB)	Table (o)	ANT	EUT	Verdict
1195.900	-55.02	-1.71	-13.0	42.02	295.00	Vertical	Horizontal	Pass
1965.700	-41.01	1.44	-13.0	28.01	0.00	Vertical	Horizontal	N/A
2963.000	-44.12	10.14	-13.0	31.12	360.00	Vertical	Horizontal	Pass
3755.750	-49.42	6.24	-13.0	36.42	30.00	Vertical	Horizontal	Pass
7233.500	-40.62	14.26	-13.0	27.62	0.00	Vertical	Horizontal	Pass
12514.162	-38.54	14.30	-13.0	25.54	360.00	Vertical	Horizontal	Pass

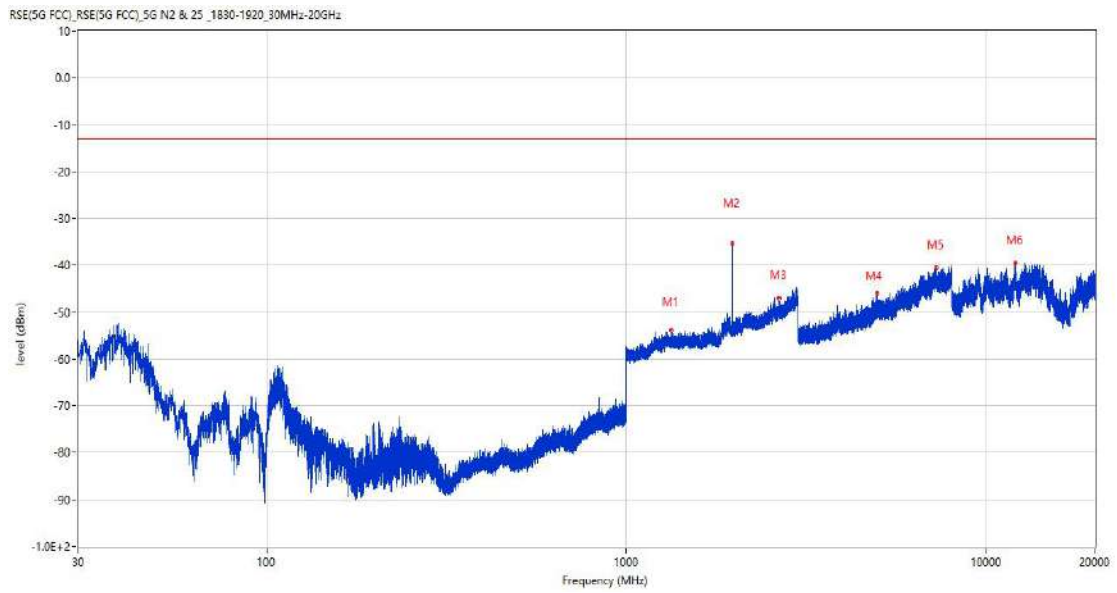
39.4 n25 BW5, PI/2 BPSK, Middle Channel

RSE-H&H n25 BW5 CH392500



Frequency (MHz)	Result (dBm)	Factor (dB)	PK Limit (dBm)	Margin (dB)	Table (o)	ANT	EUT	Verdict
1275.200	-53.97	-1.47	-13.0	40.97	296.00	Horizontal	Horizontal	Pass
1964.600	-16.97	1.33	-13.0	3.97	238.00	Horizontal	Horizontal	N/A
2558.500	-47.36	6.22	-13.0	34.36	110.00	Horizontal	Horizontal	Pass
3841.000	-49.21	6.64	-13.0	36.21	311.00	Horizontal	Horizontal	Pass
7245.500	-40.38	14.61	-13.0	27.38	31.00	Horizontal	Horizontal	Pass
13645.388	-38.99	16.46	-13.0	25.99	1.00	Horizontal	Horizontal	Pass

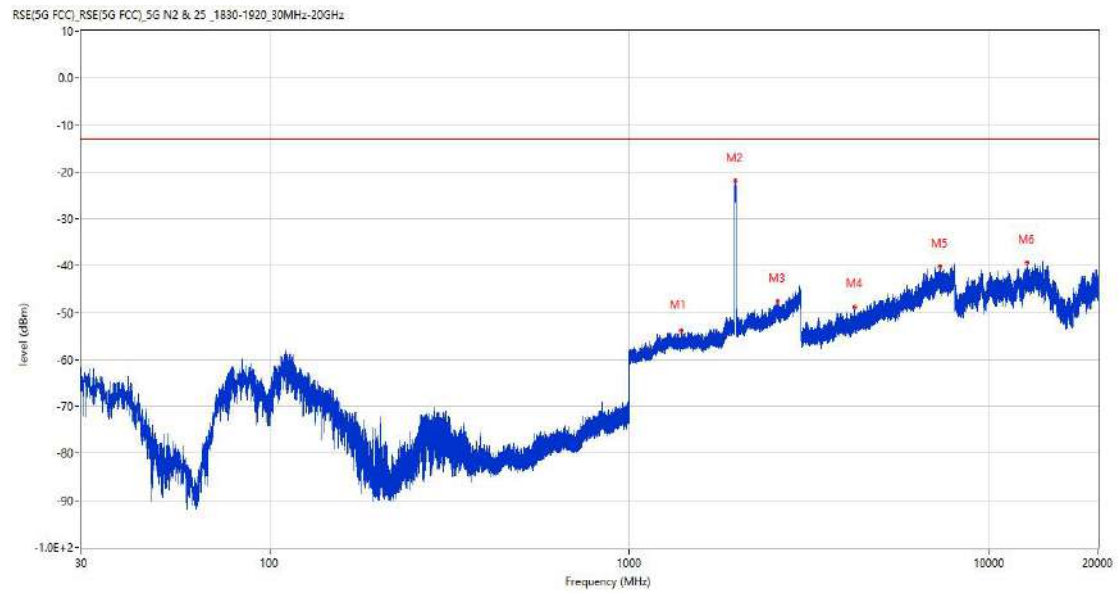
RSE-V&H n25 BW5 CH392500



Frequency (MHz)	Result (dBm)	Factor (dB)	PK Limit (dBm)	Margin (dB)	Table (o)	ANT	EUT	Verdict
1331.200	-53.73	-1.45	-13.0	40.73	18.00	Vertical	Horizontal	Pass
1962.500	-35.40	1.32	-13.0	22.40	132.00	Vertical	Horizontal	N/A
2649.100	-46.91	7.04	-13.0	33.91	340.00	Vertical	Horizontal	Pass
4968.500	-45.94	9.12	-13.0	32.94	0.00	Vertical	Horizontal	Pass
7249.500	-40.55	14.60	-13.0	27.55	262.00	Vertical	Horizontal	Pass
11977.650	-39.56	14.02	-13.0	26.56	150.00	Vertical	Horizontal	Pass

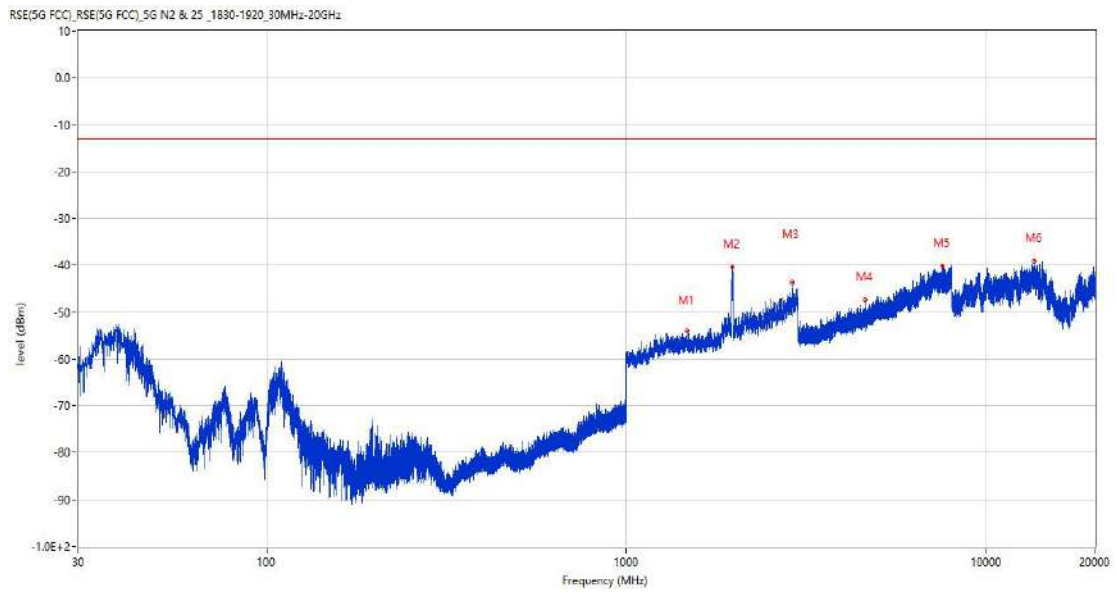
39.5 n25 BW15, PI/2 BPSK, Middle Channel

RSE-H&H n25 BW15 CH392500



Frequency (MHz)	Result (dBm)	Factor (dB)	PK Limit (dBm)	Margin (dB)	Table (o)	ANT	EUT	Verdict
1391.200	-53.79	-1.64	-13.0	40.79	270.00	Horizontal	Horizontal	Pass
1960.700	-21.97	1.23	-13.0	8.97	257.00	Horizontal	Horizontal	N/A
2570.800	-47.52	5.71	-13.0	34.52	361.00	Horizontal	Horizontal	Pass
4219.250	-48.90	6.72	-13.0	35.90	19.00	Horizontal	Horizontal	Pass
7264.250	-40.13	14.64	-13.0	27.13	209.00	Horizontal	Horizontal	Pass
12700.125	-39.38	14.87	-13.0	26.38	249.00	Horizontal	Horizontal	Pass

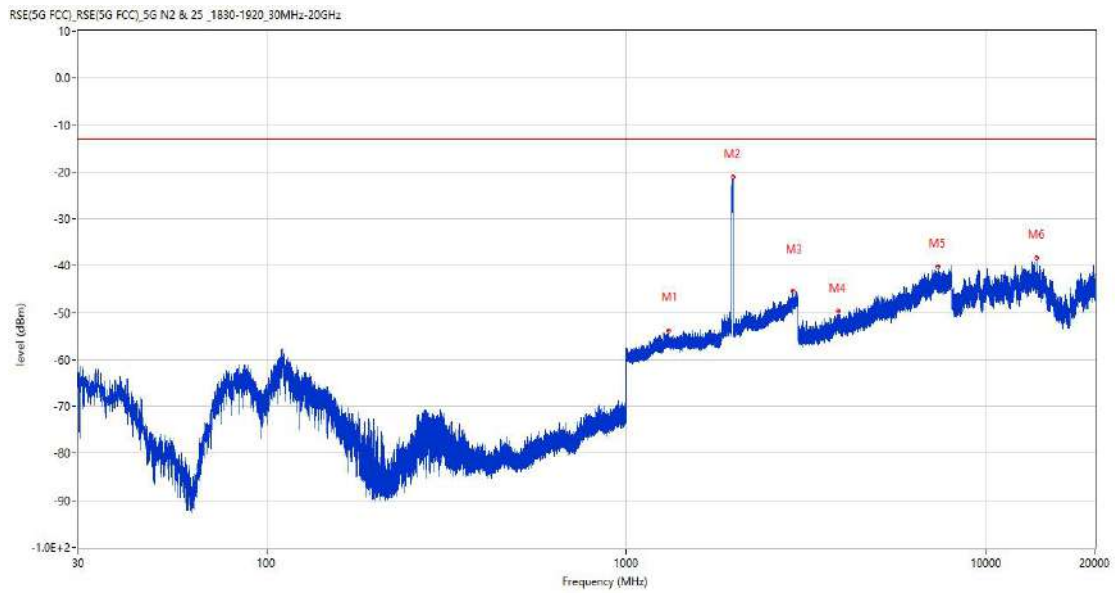
RSE-V&H n25 BW15 CH392500



Frequency (MHz)	Result (dBm)	Factor (dB)	PK Limit (dBm)	Margin (dB)	Table (o)	ANT	EUT	Verdict
1472.200	-54.08	-1.45	-13.0	41.08	255.00	Vertical	Horizontal	Pass
1963.400	-40.42	1.36	-13.0	27.42	0.00	Vertical	Horizontal	N/A
2880.600	-43.60	8.74	-13.0	30.60	0.00	Vertical	Horizontal	Pass
4579.750	-47.34	7.30	-13.0	34.34	87.00	Vertical	Horizontal	Pass
7528.750	-40.20	13.27	-13.0	27.20	64.00	Vertical	Horizontal	Pass
13583.700	-39.14	16.17	-13.0	26.14	231.00	Vertical	Horizontal	Pass

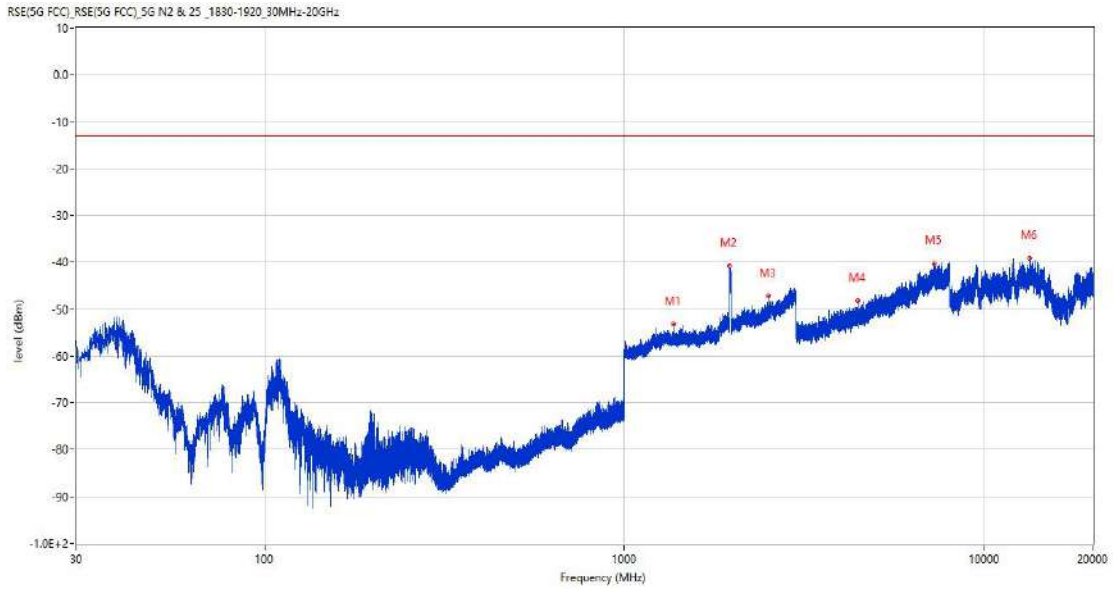
39.6 n25 BW20, PI/2 BPSK, Middle Channel

RSE-H&H n25 BW20 CH392500



Frequency (MHz)	Result (dBm)	Factor (dB)	PK Limit (dBm)	Margin (dB)	Table (o)	ANT	EUT	Verdict
1305.600	-53.81	-0.71	-13.0	40.81	155.00	Horizontal	Horizontal	Pass
1971.700	-21.03	1.16	-13.0	8.03	251.00	Horizontal	Horizontal	N/A
2894.900	-45.32	9.93	-13.0	32.32	238.00	Horizontal	Horizontal	Pass
3859.250	-49.73	7.25	-13.0	36.73	360.00	Horizontal	Horizontal	Pass
7312.000	-40.20	13.68	-13.0	27.20	346.00	Horizontal	Horizontal	Pass
13796.850	-38.33	16.87	-13.0	25.33	1.00	Horizontal	Horizontal	Pass

RSE-V&H n25 BW20 CH392500

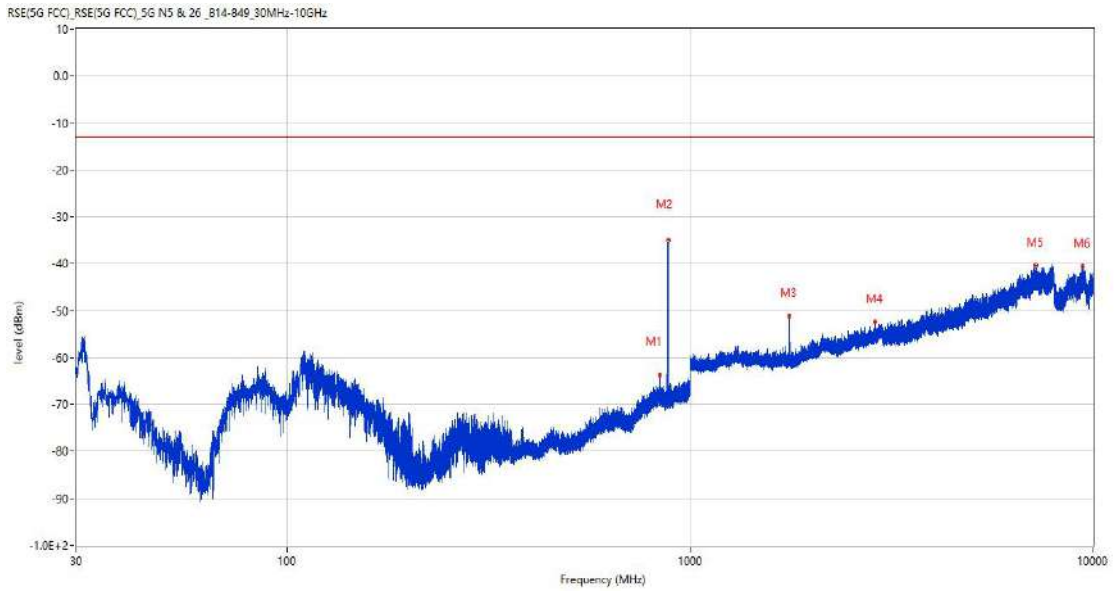


Frequency (MHz)	Result (dBm)	Factor (dB)	PK Limit (dBm)	Margin (dB)	Table (o)	ANT	EUT	Verdict
1371.400	-53.12	-1.73	-13.0	40.12	230.00	Vertical	Horizontal	Pass
1954.300	-40.80	1.61	-13.0	27.80	141.00	Vertical	Horizontal	N/A
2506.000	-47.12	4.94	-13.0	34.12	25.00	Vertical	Horizontal	Pass
4438.750	-48.27	7.30	-13.0	35.27	222.00	Vertical	Horizontal	Pass
7235.250	-40.36	14.42	-13.0	27.36	301.00	Vertical	Horizontal	Pass
13365.562	-39.05	16.74	-13.0	26.05	1.00	Vertical	Horizontal	Pass

40 n26 (824-849MHz)

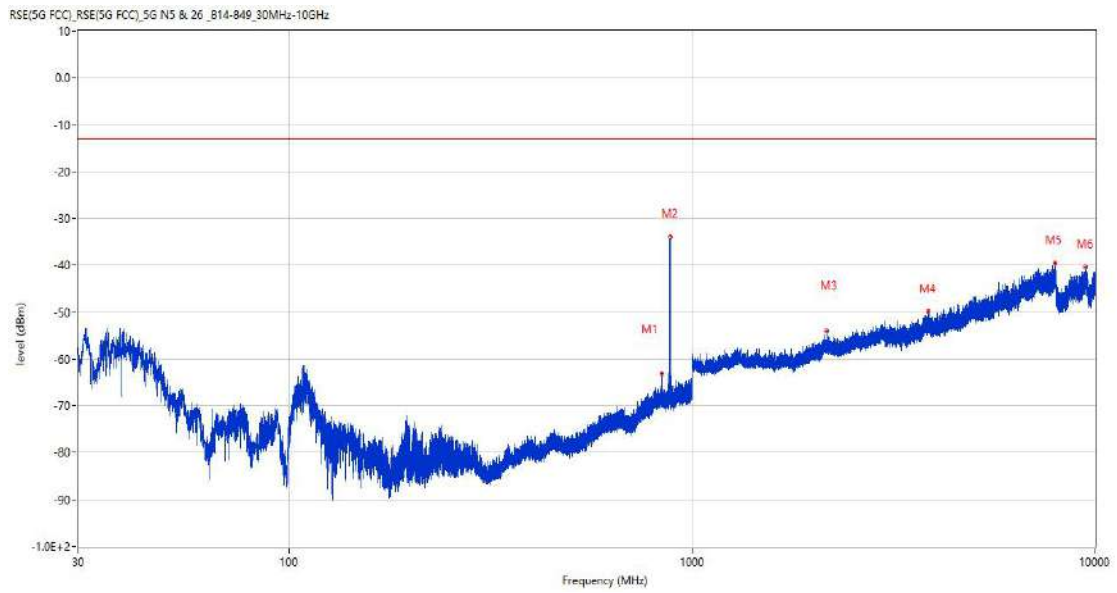
40.1 n26 (824-849MHz) BW5, QPSK, Middle Channel

RSE-H&H n26 (824-849MHz) BW5 CH176300



Frequency (MHz)	Result (dBm)	Factor (dB)	PK Limit (dBm)	Margin (dB)	Table (o)	ANT	EUT	Verdict
839.998	-63.80	4.87	-13.0	50.80	155.00	Horizontal	Horizontal	N/A
882.484	-34.91	3.52	-13.0	21.91	257.00	Horizontal	Horizontal	N/A
1762.700	-51.13	-5.81	-13.0	38.13	249.00	Horizontal	Horizontal	Pass
2882.700	-52.33	1.48	-13.0	39.33	10.00	Horizontal	Horizontal	Pass
7201.750	-40.30	14.23	-13.0	27.30	160.00	Horizontal	Horizontal	Pass
9440.400	-40.50	13.70	-13.0	27.50	154.00	Horizontal	Horizontal	Pass

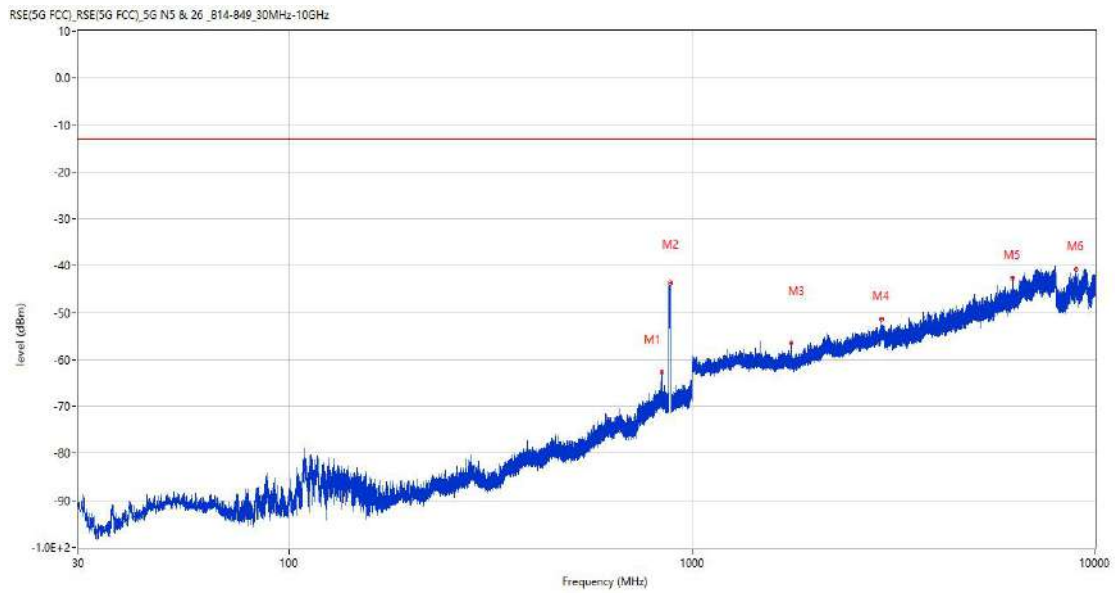
RSE-V&H n26 (824-849MHz) BW5 CH176300



Frequency (MHz)	Result (dBm)	Factor (dB)	PK Limit (dBm)	Margin (dB)	Table (o)	ANT	EUT	Verdict
840.047	-63.18	4.87	-13.0	50.18	358.00	Vertical	Horizontal	N/A
883.115	-33.96	3.51	-13.0	20.96	121.00	Vertical	Horizontal	N/A
2156.700	-54.03	-2.08	-13.0	41.03	226.00	Vertical	Horizontal	Pass
3851.000	-49.81	7.10	-13.0	36.81	120.00	Vertical	Horizontal	Pass
7975.500	-39.54	15.03	-13.0	26.54	172.00	Vertical	Horizontal	Pass
9465.600	-40.40	13.45	-13.0	27.40	360.00	Vertical	Horizontal	Pass

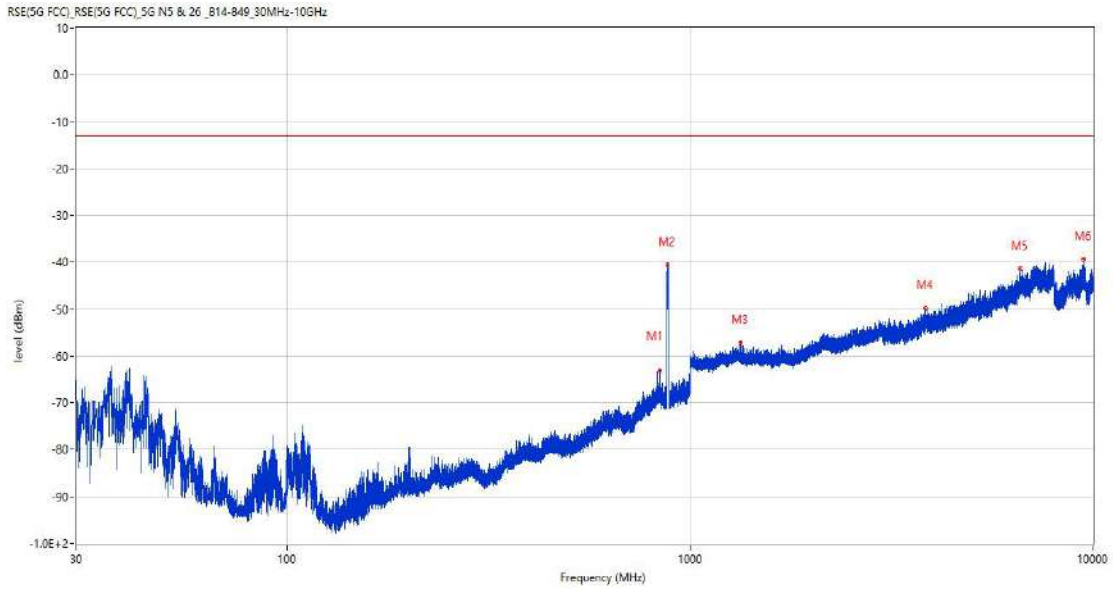
40.2 n26 (824-849MHz) BW10, QPSK, Middle Channel

RSE-H&H n26 (824-849MHz) BW10 CH176300



Frequency (MHz)	Result (dBm)	Factor (dB)	PK Limit (dBm)	Margin (dB)	Table (o)	ANT	EUT	Verdict
839.998	-62.81	4.87	-13.0	49.81	138.00	Horizontal	Horizontal	N/A
884.570	-43.60	3.57	-13.0	30.60	247.00	Horizontal	Horizontal	N/A
1761.000	-56.57	-5.82	-13.0	43.57	260.00	Horizontal	Horizontal	Pass
2958.300	-51.31	2.68	-13.0	38.31	209.00	Horizontal	Horizontal	Pass
6232.000	-42.58	11.03	-13.0	29.58	56.00	Horizontal	Horizontal	Pass
8987.600	-40.85	12.17	-13.0	27.85	290.00	Horizontal	Horizontal	Pass

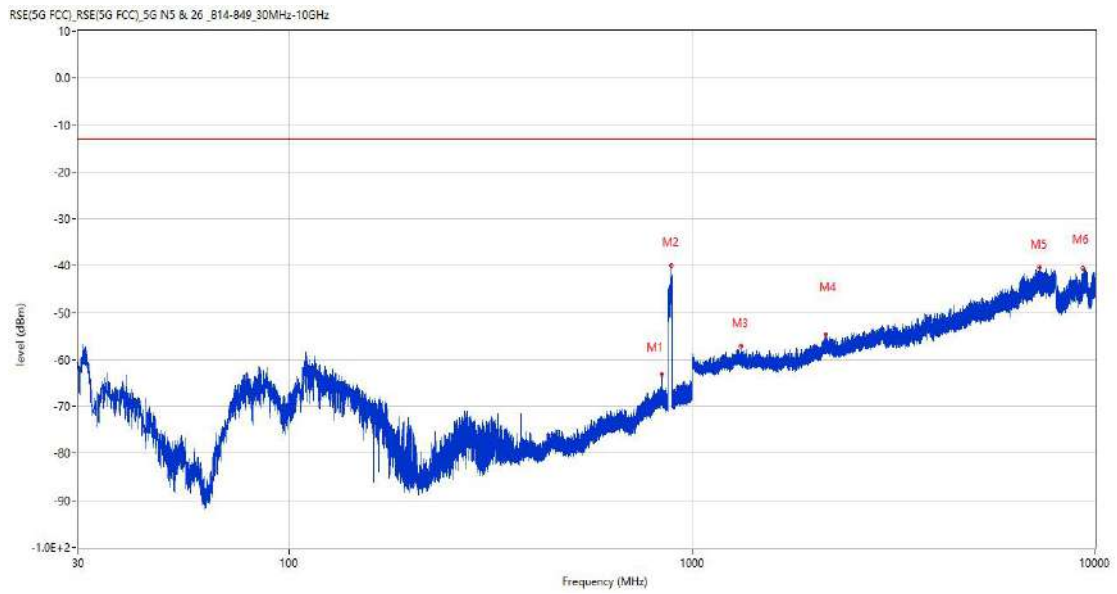
RSE-V&H n26 (824-849MHz) BW10 CH176300



Frequency (MHz)	Result (dBm)	Factor (dB)	PK Limit (dBm)	Margin (dB)	Table (o)	ANT	EUT	Verdict
839.998	-63.11	4.87	-13.0	50.11	104.00	Vertical	Horizontal	N/A
880.351	-40.60	3.52	-13.0	27.60	130.00	Vertical	Horizontal	N/A
1331.200	-57.21	-5.08	-13.0	44.21	126.00	Vertical	Horizontal	Pass
3838.500	-49.78	6.48	-13.0	36.78	298.00	Vertical	Horizontal	Pass
6584.250	-41.39	13.02	-13.0	28.39	90.00	Vertical	Horizontal	Pass
9448.500	-39.37	13.77	-13.0	26.37	244.00	Vertical	Horizontal	Pass

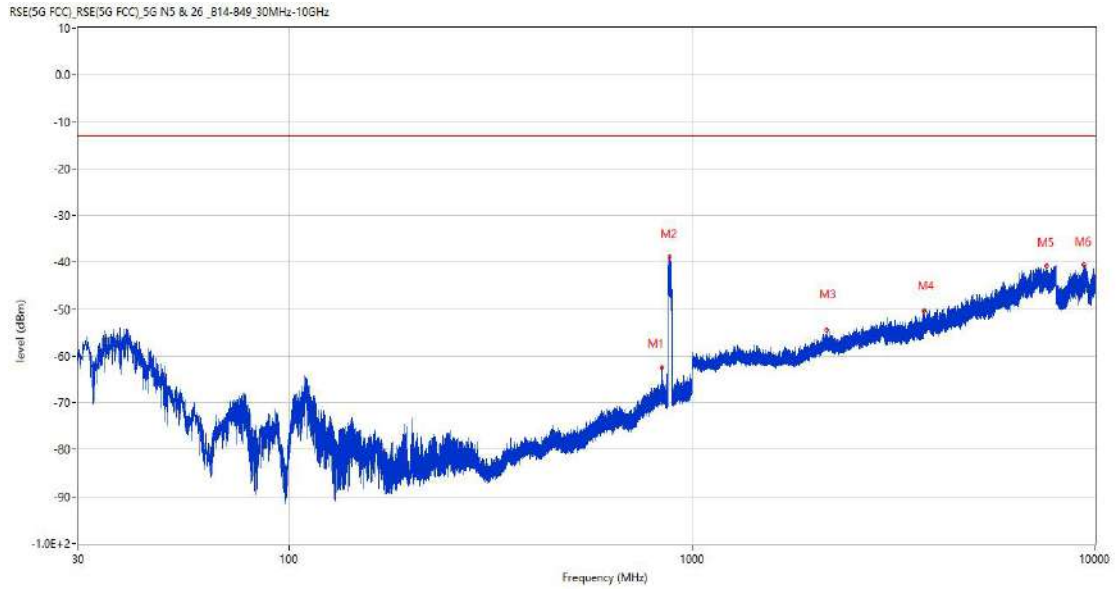
40.3 n26 (824-849MHz) BW20, QPSK, Middle Channel

RSE-H&H n26 (824-849MHz) BW20 CH176300



Frequency (MHz)	Result (dBm)	Factor (dB)	PK Limit (dBm)	Margin (dB)	Table (o)	ANT	EUT	Verdict
839.950	-63.10	4.87	-13.0	50.10	140.00	Horizontal	Horizontal	N/A
889.857	-39.95	4.00	-13.0	26.95	136.00	Horizontal	Horizontal	N/A
1321.600	-57.17	-4.79	-13.0	44.17	234.00	Horizontal	Horizontal	Pass
2144.600	-54.66	-1.88	-13.0	41.66	298.00	Horizontal	Horizontal	Pass
7267.500	-40.32	14.58	-13.0	27.32	280.00	Horizontal	Horizontal	Pass
9309.901	-40.58	14.33	-13.0	27.58	340.00	Horizontal	Horizontal	Pass

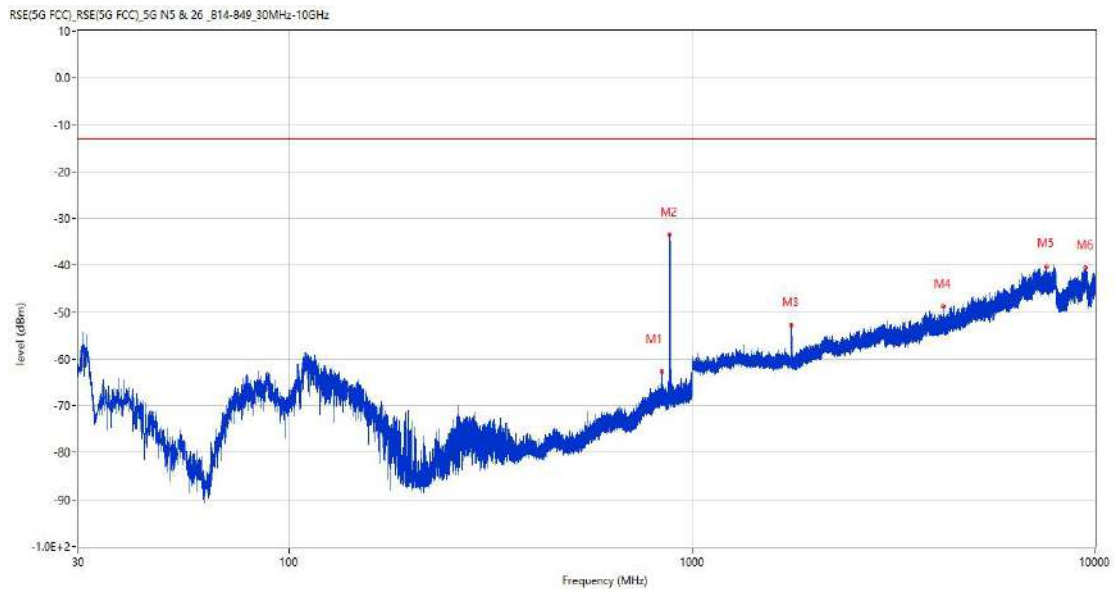
RSE-V&H n26 (824-849MHz) BW20 CH176300



Frequency (MHz)	Result (dBm)	Factor (dB)	PK Limit (dBm)	Margin (dB)	Table (o)	ANT	EUT	Verdict
839.998	-62.43	4.87	-13.0	49.43	268.00	Vertical	Horizontal	N/A
878.023	-38.89	3.51	-13.0	25.89	123.00	Vertical	Horizontal	N/A
2156.200	-54.47	-2.04	-13.0	41.47	353.00	Vertical	Horizontal	Pass
3769.000	-50.29	6.83	-13.0	37.29	264.00	Vertical	Horizontal	Pass
7581.000	-40.76	14.33	-13.0	27.76	178.00	Vertical	Horizontal	Pass
9372.701	-40.55	13.66	-13.0	27.55	316.00	Vertical	Horizontal	Pass

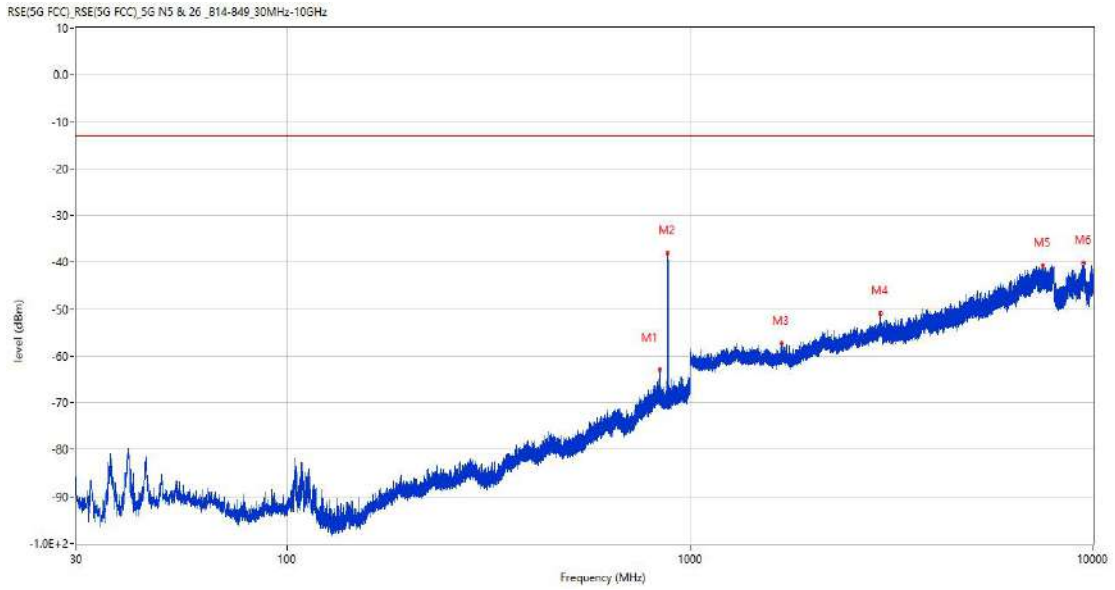
40.4 n26 (824-849MHz) BW5, PI/2 BPSK, Middle Channel

RSE-H&H n26 (824-849MHz) BW5 CH176300



Frequency (MHz)	Result (dBm)	Factor (dB)	PK Limit (dBm)	Margin (dB)	Table (o)	ANT	EUT	Verdict
839.998	-62.71	4.87	-13.0	49.71	174.00	Horizontal	Horizontal	N/A
879.429	-33.54	3.55	-13.0	20.54	260.00	Horizontal	Horizontal	N/A
1764.000	-52.73	-5.71	-13.0	39.73	243.00	Horizontal	Horizontal	Pass
4191.000	-48.91	7.45	-13.0	35.91	212.00	Horizontal	Horizontal	Pass
7579.000	-40.38	14.44	-13.0	27.38	6.00	Horizontal	Horizontal	Pass
9487.100	-40.54	12.99	-13.0	27.54	245.00	Horizontal	Horizontal	Pass

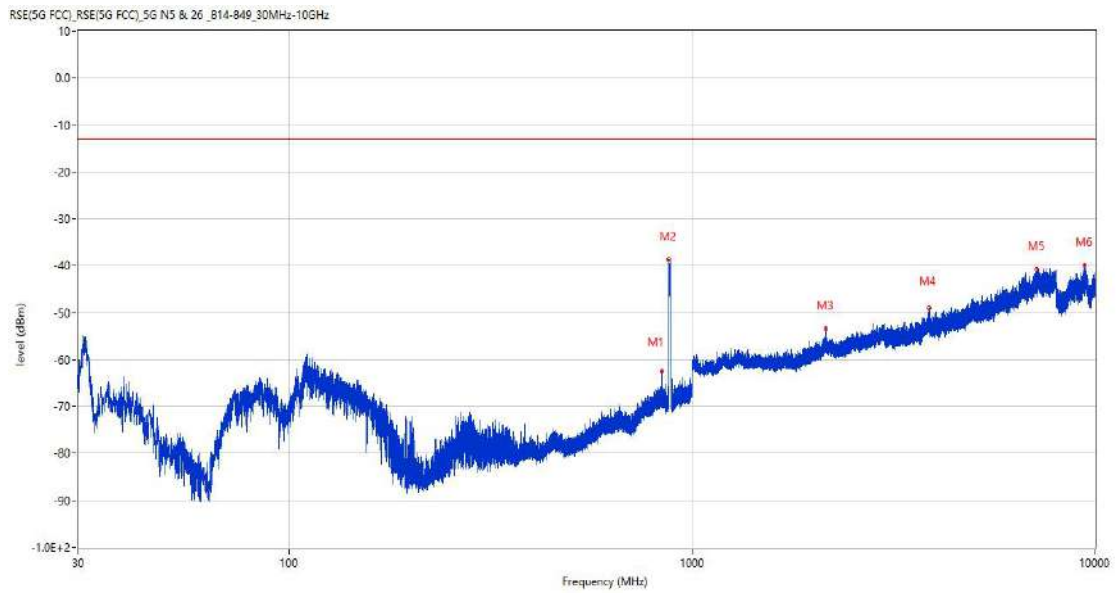
RSE-V&H n26 (824-849MHz) BW5 CH176300



Frequency (MHz)	Result (dBm)	Factor (dB)	PK Limit (dBm)	Margin (dB)	Table (o)	ANT	EUT	Verdict
840.047	-62.86	4.87	-13.0	49.86	88.00	Vertical	Horizontal	N/A
879.575	-38.02	3.54	-13.0	25.02	129.00	Vertical	Horizontal	N/A
1687.900	-57.40	-5.32	-13.0	44.40	209.00	Vertical	Horizontal	Pass
2966.200	-50.89	2.86	-13.0	37.89	112.00	Vertical	Horizontal	Pass
7510.000	-40.69	13.67	-13.0	27.69	109.00	Vertical	Horizontal	Pass
9447.700	-40.13	13.76	-13.0	27.13	57.00	Vertical	Horizontal	Pass

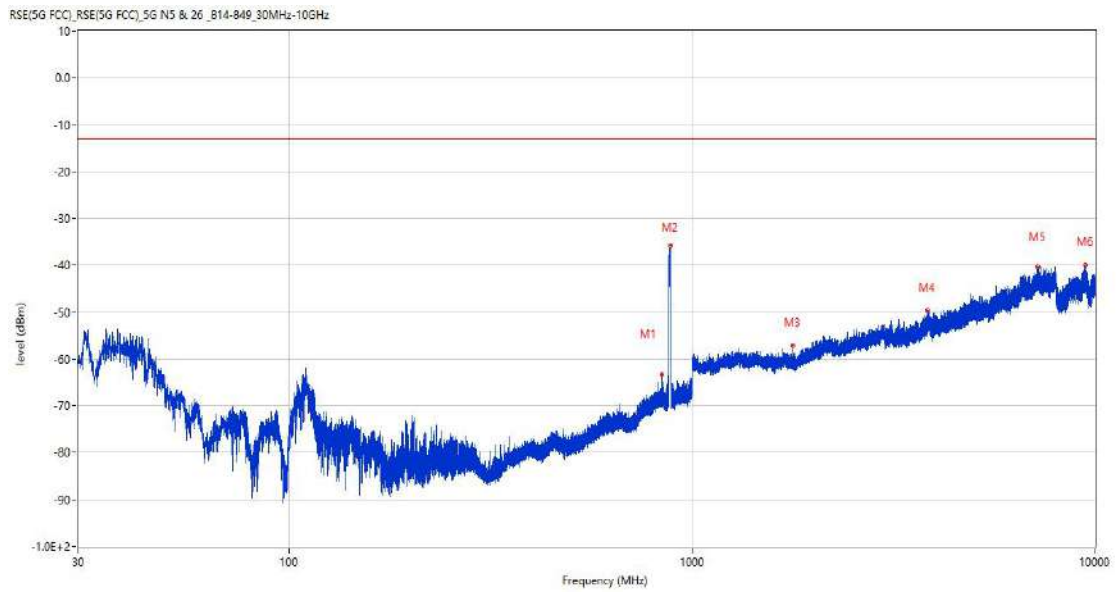
40.5 n26 (824-849MHz) BW10, PI/2 BPSK, Middle Channel

RSE-H&H n26 (824-849MHz) BW10 CH176300



Frequency (MHz)	Result (dBm)	Factor (dB)	PK Limit (dBm)	Margin (dB)	Table (o)	ANT	EUT	Verdict
839.998	-62.44	4.87	-13.0	49.44	98.00	Horizontal	Horizontal	N/A
877.052	-38.69	3.35	-13.0	25.69	231.00	Horizontal	Horizontal	N/A
2148.200	-53.40	-1.88	-13.0	40.40	360.00	Horizontal	Horizontal	Pass
3871.750	-49.12	7.09	-13.0	36.12	245.00	Horizontal	Horizontal	Pass
7182.500	-40.69	14.20	-13.0	27.69	228.00	Horizontal	Horizontal	Pass
9428.300	-39.94	13.60	-13.0	26.94	80.00	Horizontal	Horizontal	Pass

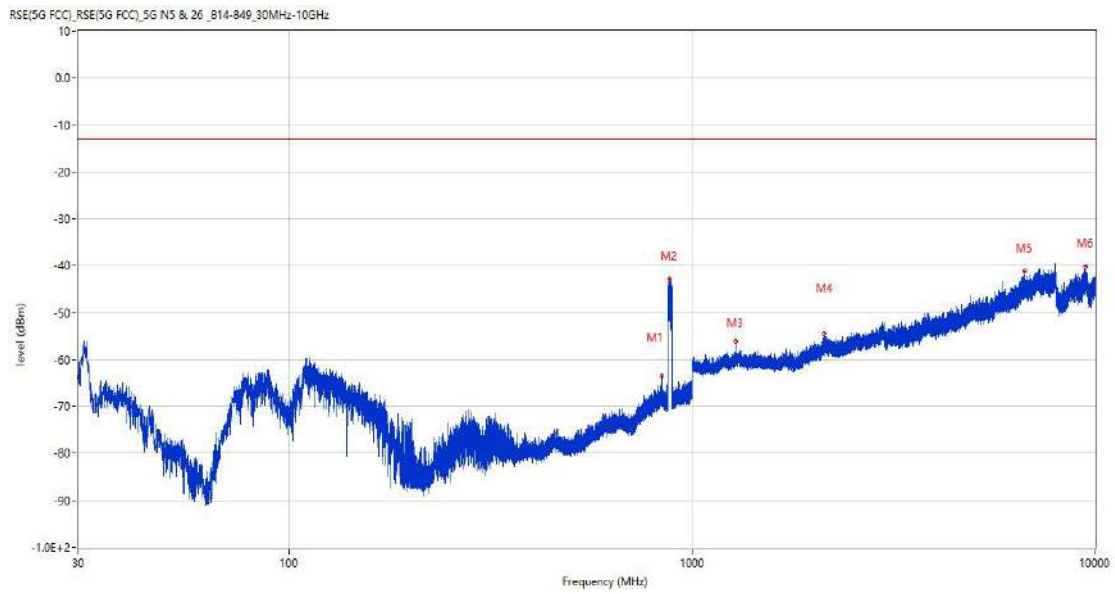
RSE-V&H n26 (824-849MHz) BW10 CH176300



Frequency (MHz)	Result (dBm)	Factor (dB)	PK Limit (dBm)	Margin (dB)	Table (o)	ANT	EUT	Verdict
839.998	-63.26	4.87	-13.0	50.26	123.00	Vertical	Horizontal	N/A
886.122	-35.87	3.76	-13.0	22.87	106.00	Vertical	Horizontal	N/A
1779.300	-57.22	-5.83	-13.0	44.22	100.00	Vertical	Horizontal	Pass
3837.750	-49.70	6.40	-13.0	36.70	3.00	Vertical	Horizontal	Pass
7214.000	-40.36	13.87	-13.0	27.36	210.00	Vertical	Horizontal	Pass
9464.700	-40.01	13.47	-13.0	27.01	1.00	Vertical	Horizontal	Pass

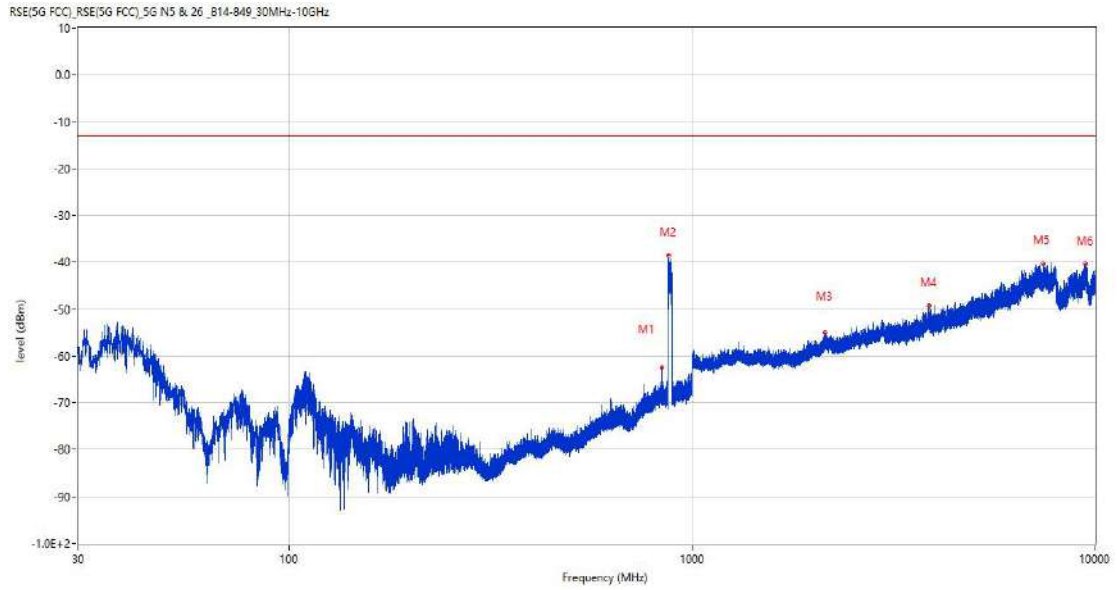
40.6 n26 (824-849MHz) BW20, PI/2 BPSK, Middle Channel

RSE-H&H n26 (824-849MHz) BW20 CH176300



Frequency (MHz)	Result (dBm)	Factor (dB)	PK Limit (dBm)	Margin (dB)	Table (o)	ANT	EUT	Verdict
840.047	-63.47	4.87	-13.0	50.47	301.00	Horizontal	Horizontal	N/A
877.926	-42.84	3.49	-13.0	29.84	256.00	Horizontal	Horizontal	N/A
1280.500	-56.13	-4.89	-13.0	43.13	315.00	Horizontal	Horizontal	Pass
2124.000	-54.44	-2.35	-13.0	41.44	1.00	Horizontal	Horizontal	Pass
6704.750	-41.24	12.97	-13.0	28.24	298.00	Horizontal	Horizontal	Pass
9453.300	-40.16	13.71	-13.0	27.16	173.00	Horizontal	Horizontal	Pass

RSE-V&H n26 (824-849MHz) BW20 CH176300

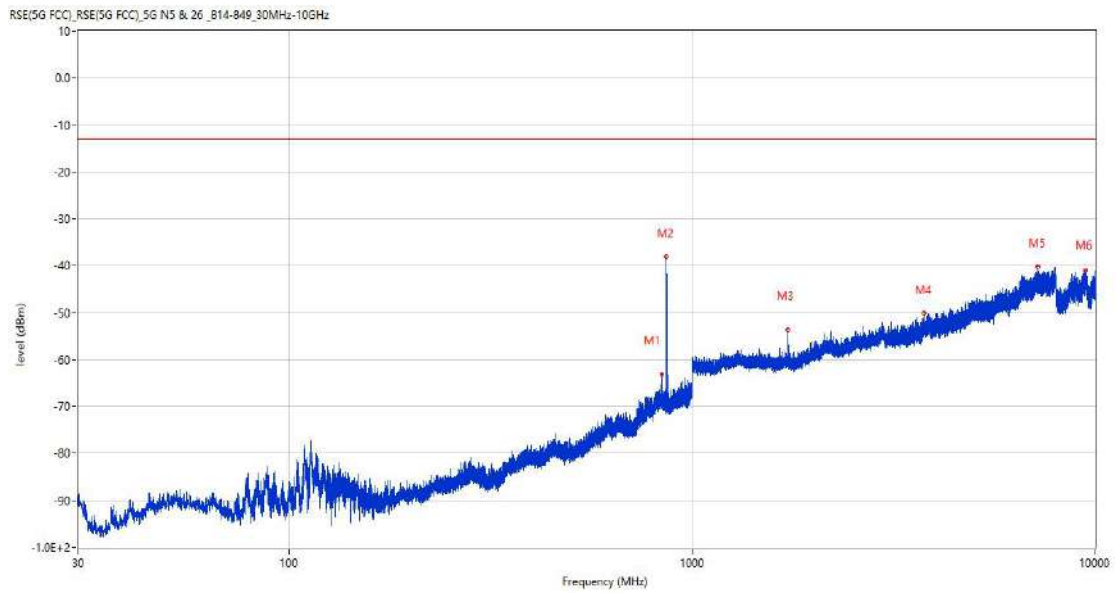


Frequency (MHz)	Result (dBm)	Factor (dB)	PK Limit (dBm)	Margin (dB)	Table (o)	ANT	EUT	Verdict
839.998	-62.56	4.87	-13.0	49.56	126.00	Vertical	Horizontal	N/A
873.900	-38.52	3.48	-13.0	25.52	130.00	Vertical	Horizontal	N/A
2135.700	-55.13	-2.06	-13.0	42.13	339.00	Vertical	Horizontal	Pass
3874.500	-49.24	7.17	-13.0	36.24	262.00	Vertical	Horizontal	Pass
7414.750	-40.25	14.03	-13.0	27.25	71.00	Vertical	Horizontal	Pass
9465.900	-40.26	13.44	-13.0	27.26	1.00	Vertical	Horizontal	Pass

41 n26 (814-824MHz)

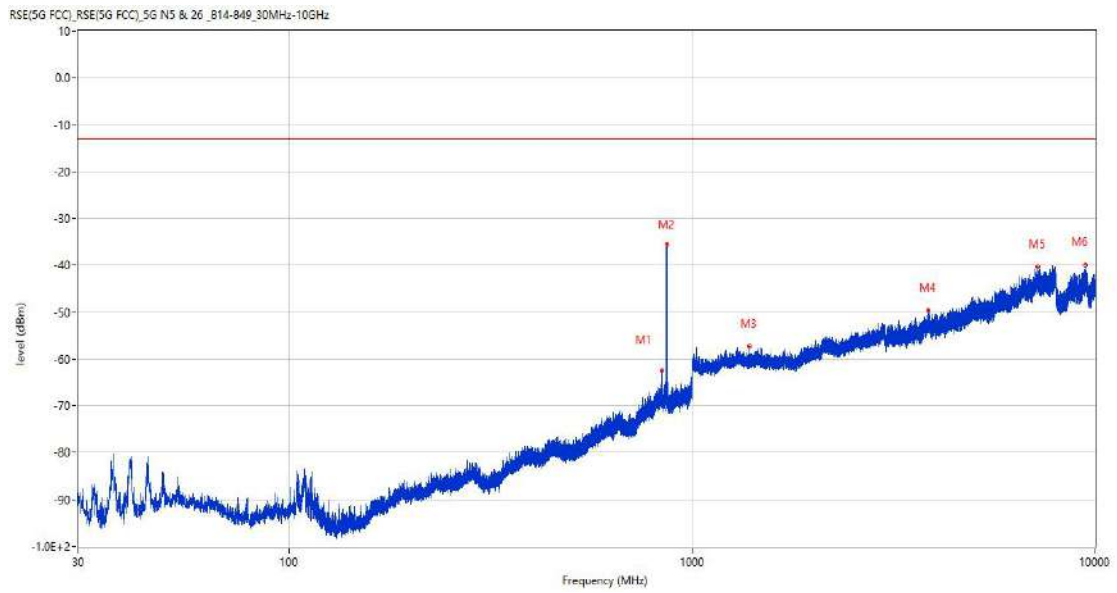
41.1 n26 (814-824MHz) BW5, QPSK, Middle Channel

RSE-H&H n26 (814-824MHz) BW5 CH172800



Frequency (MHz)	Result (dBm)	Factor (dB)	PK Limit (dBm)	Margin (dB)	Table (o)	ANT	EUT	Verdict
839.998	-63.05	4.87	-13.0	50.05	66.00	Horizontal	Horizontal	Pass
863.521	-38.05	3.46	-13.0	25.05	360.00	Horizontal	Horizontal	N/A
1726.200	-53.63	-5.54	-13.0	40.63	200.00	Horizontal	Horizontal	Pass
3757.750	-50.05	6.48	-13.0	37.05	332.00	Horizontal	Horizontal	Pass
7196.500	-40.16	14.33	-13.0	27.16	176.00	Horizontal	Horizontal	Pass
9465.300	-41.01	13.46	-13.0	28.01	340.00	Horizontal	Horizontal	Pass

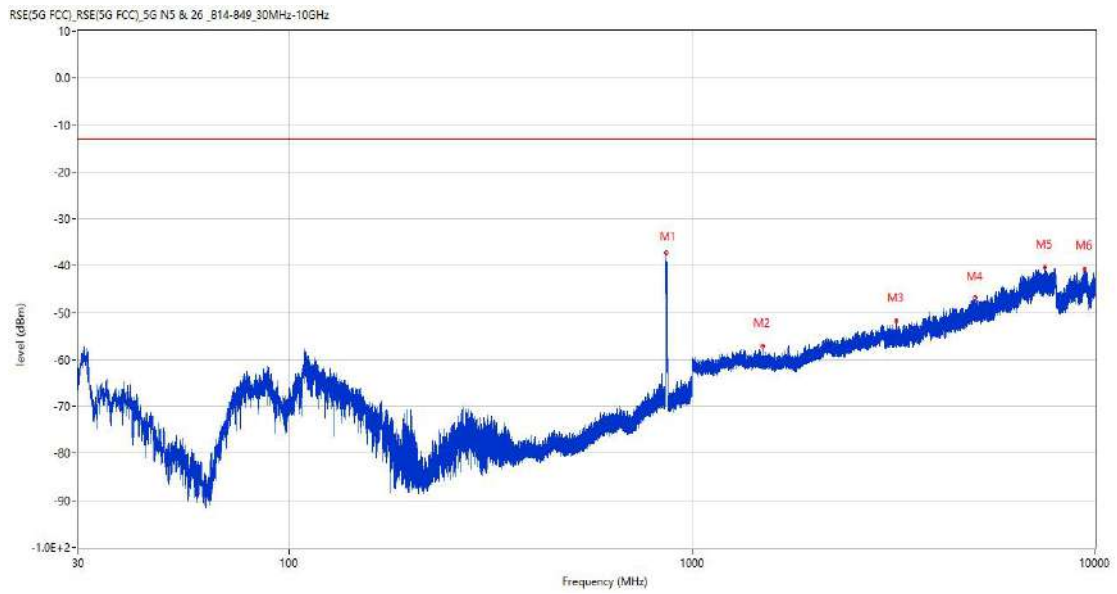
RSE-V&H n26 (814-824MHz) BW5 CH172800



Frequency (MHz)	Result (dBm)	Factor (dB)	PK Limit (dBm)	Margin (dB)	Table (o)	ANT	EUT	Verdict
839.998	-62.60	4.87	-13.0	49.60	0.00	Vertical	Horizontal	Pass
865.898	-35.64	3.44	-13.0	22.64	134.00	Vertical	Horizontal	N/A
1386.300	-57.43	-5.48	-13.0	44.43	197.00	Vertical	Horizontal	Pass
3863.000	-49.68	7.13	-13.0	36.68	73.00	Vertical	Horizontal	Pass
7204.250	-40.42	14.19	-13.0	27.42	38.00	Vertical	Horizontal	Pass
9465.800	-39.89	13.45	-13.0	26.89	318.00	Vertical	Horizontal	Pass

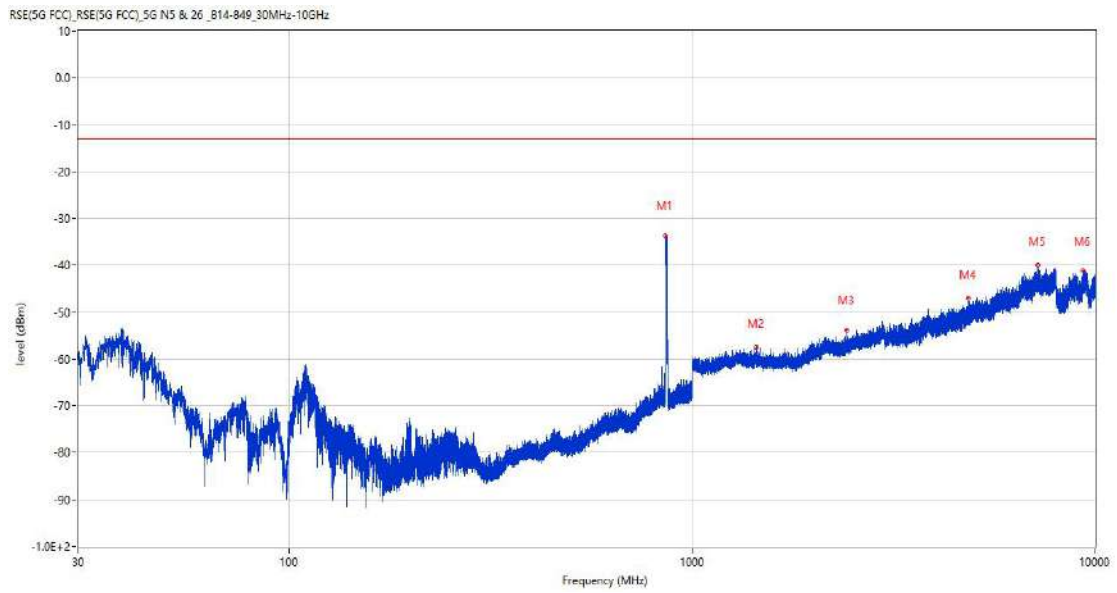
41.2 n26 (814-824MHz) BW10, QPSK, Middle Channel

RSE-H&H n26 (814-824MHz) BW10 CH172800



Frequency (MHz)	Result (dBm)	Factor (dB)	PK Limit (dBm)	Margin (dB)	Table (o)	ANT	EUT	Verdict
861.047	-37.30	3.67	-13.0	24.30	348.00	Horizontal	Horizontal	N/A
1498.000	-57.10	-5.68	-13.0	44.10	147.00	Horizontal	Horizontal	Pass
3205.000	-51.81	3.42	-13.0	38.81	332.00	Horizontal	Horizontal	Pass
5038.250	-46.81	8.93	-13.0	33.81	6.00	Horizontal	Horizontal	Pass
7500.750	-40.40	13.78	-13.0	27.40	264.00	Horizontal	Horizontal	Pass
9445.401	-40.66	13.74	-13.0	27.66	1.00	Horizontal	Horizontal	Pass

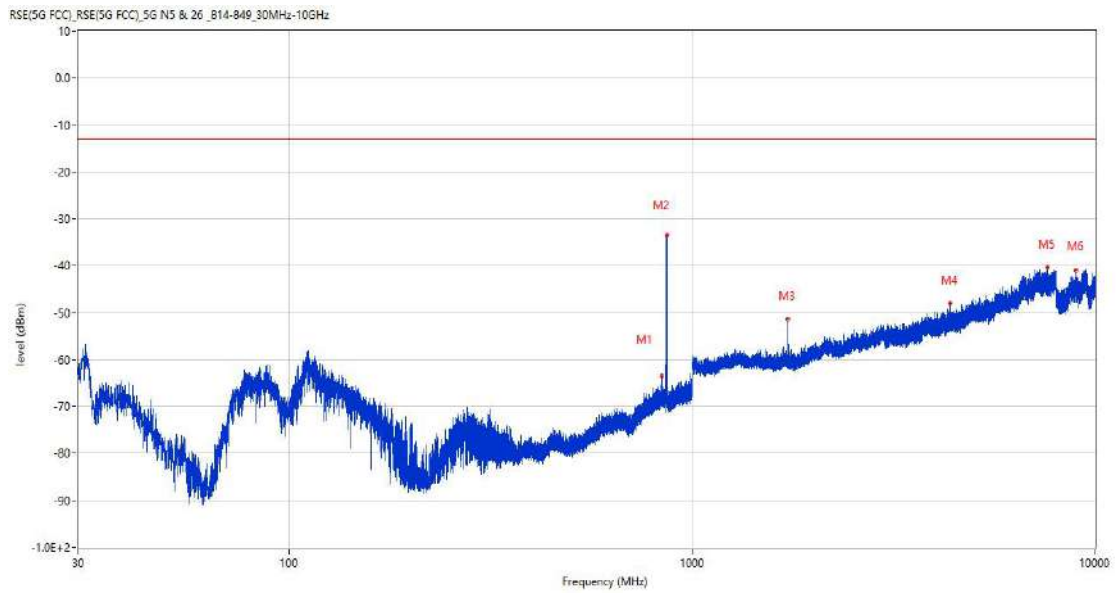
RSE-V&H n26 (824-849MHz) BW10 CH172800



Frequency (MHz)	Result (dBm)	Factor (dB)	PK Limit (dBm)	Margin (dB)	Table (o)	ANT	EUT	Verdict
860.175	-33.67	3.55	-13.0	20.67	53.00	Vertical	Horizontal	N/A
1446.500	-57.45	-5.22	-13.0	44.45	141.00	Vertical	Horizontal	Pass
2417.900	-53.72	-1.85	-13.0	40.72	141.00	Vertical	Horizontal	Pass
4845.500	-47.04	7.80	-13.0	34.04	212.00	Vertical	Horizontal	Pass
7198.000	-39.94	14.31	-13.0	26.94	3.00	Vertical	Horizontal	Pass
9343.901	-41.12	13.97	-13.0	28.12	1.00	Vertical	Horizontal	Pass

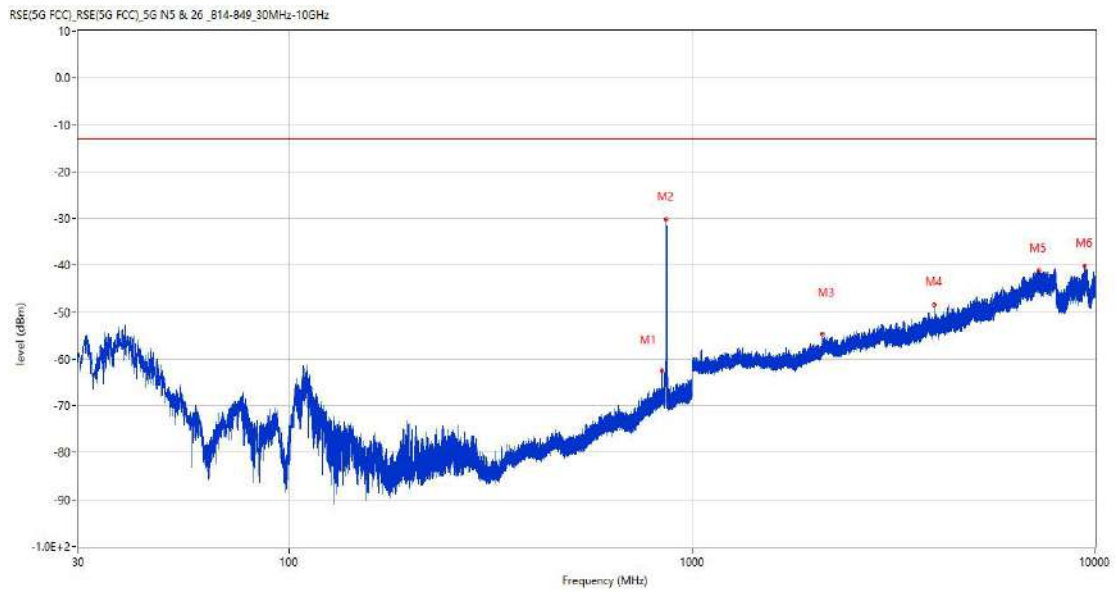
41.3 n26 (814-824MHz) BW5, PI/2 BPSK, Middle Channel

RSE-H&H n26 (814-824MHz) BW5 CH172800



Frequency (MHz)	Result (dBm)	Factor (dB)	PK Limit (dBm)	Margin (dB)	Table (o)	ANT	EUT	Verdict
839.998	-63.48	4.87	-13.0	50.48	128.00	Horizontal	Horizontal	Pass
865.655	-33.49	3.42	-13.0	20.49	357.00	Horizontal	Horizontal	N/A
1728.100	-51.41	-5.66	-13.0	38.41	224.00	Horizontal	Horizontal	Pass
4369.250	-47.92	7.15	-13.0	34.92	124.00	Horizontal	Horizontal	Pass
7597.250	-40.24	13.74	-13.0	27.24	330.00	Horizontal	Horizontal	Pass
8967.500	-41.04	12.22	-13.0	28.04	84.00	Horizontal	Horizontal	Pass

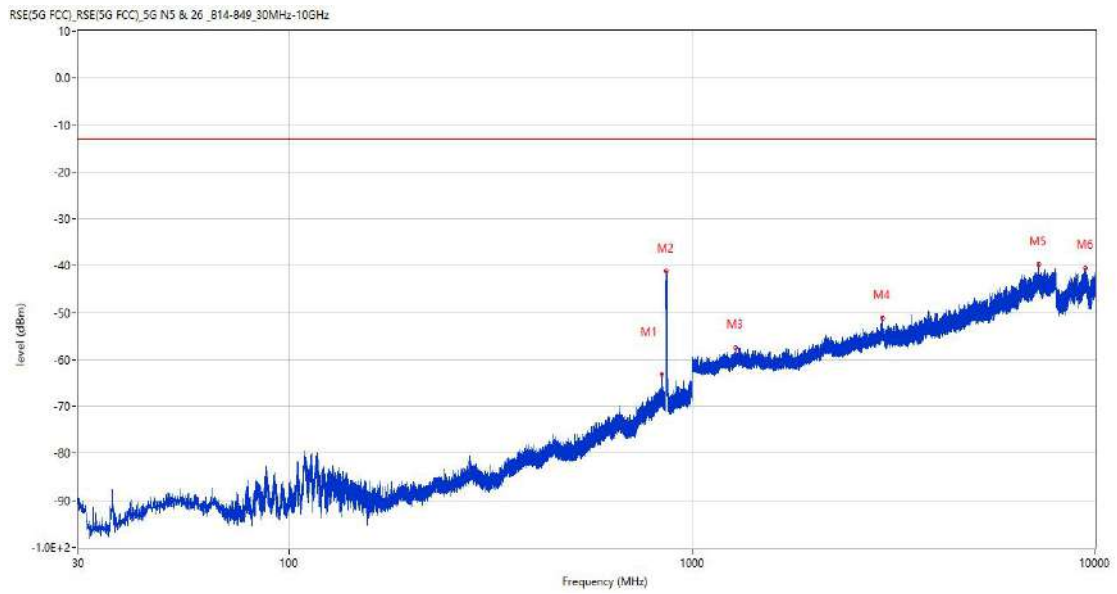
RSE-V&H n26 (814-824MHz) BW5 CH172800



Frequency (MHz)	Result (dBm)	Factor (dB)	PK Limit (dBm)	Margin (dB)	Table (o)	ANT	EUT	Verdict
839.998	-62.44	4.87	-13.0	49.44	293.00	Vertical	Horizontal	Pass
862.357	-30.15	3.55	-13.0	17.15	120.00	Vertical	Horizontal	N/A
2104.500	-54.54	-2.46	-13.0	41.54	289.00	Vertical	Horizontal	Pass
3994.750	-48.41	7.14	-13.0	35.41	210.00	Vertical	Horizontal	Pass
7233.000	-41.24	14.20	-13.0	28.24	3.00	Vertical	Horizontal	Pass
9442.201	-40.16	13.72	-13.0	27.16	1.00	Vertical	Horizontal	Pass

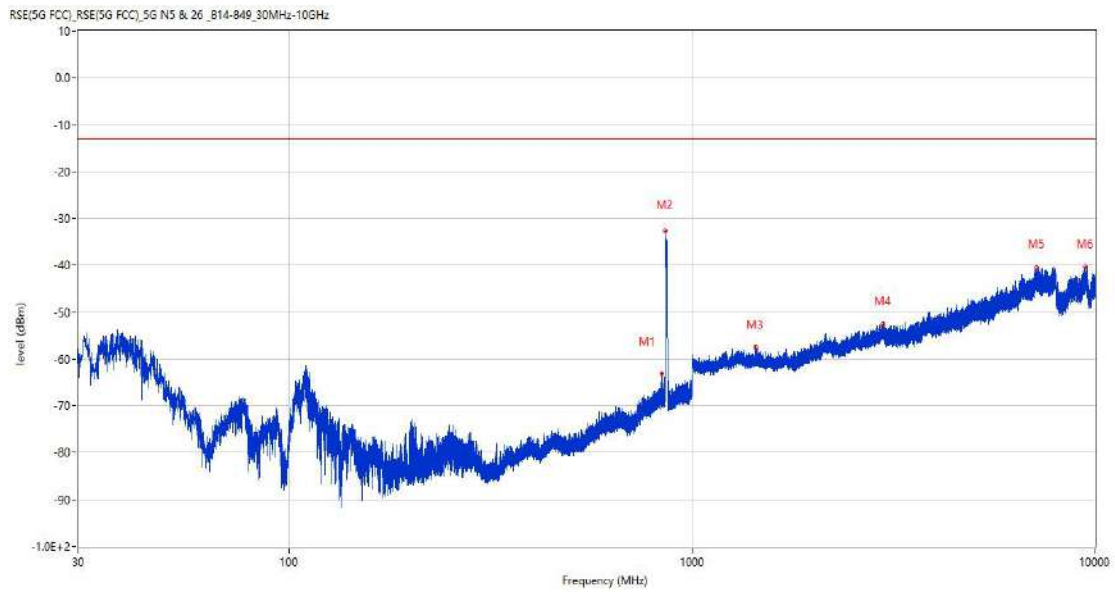
41.4 n26 (814-824MHz) BW10, PI/2 BPSK, Middle Channel

RSE-H&H n26 (814-824MHz) BW10 CH172800



Frequency (MHz)	Result (dBm)	Factor (dB)	PK Limit (dBm)	Margin (dB)	Table (o)	ANT	EUT	Verdict
839.998	-63.20	4.87	-13.0	50.20	13.00	Horizontal	Horizontal	Pass
860.708	-41.15	3.61	-13.0	28.15	357.00	Horizontal	Horizontal	N/A
1284.500	-57.45	-4.78	-13.0	44.45	126.00	Horizontal	Horizontal	Pass
2962.000	-51.10	2.94	-13.0	38.10	344.00	Horizontal	Horizontal	Pass
7233.250	-39.65	14.23	-13.0	26.65	145.00	Horizontal	Horizontal	Pass
9455.600	-40.50	13.66	-13.0	27.50	360.00	Horizontal	Horizontal	Pass

RSE-V&H n26 (814-824MHz) BW10 CH172800

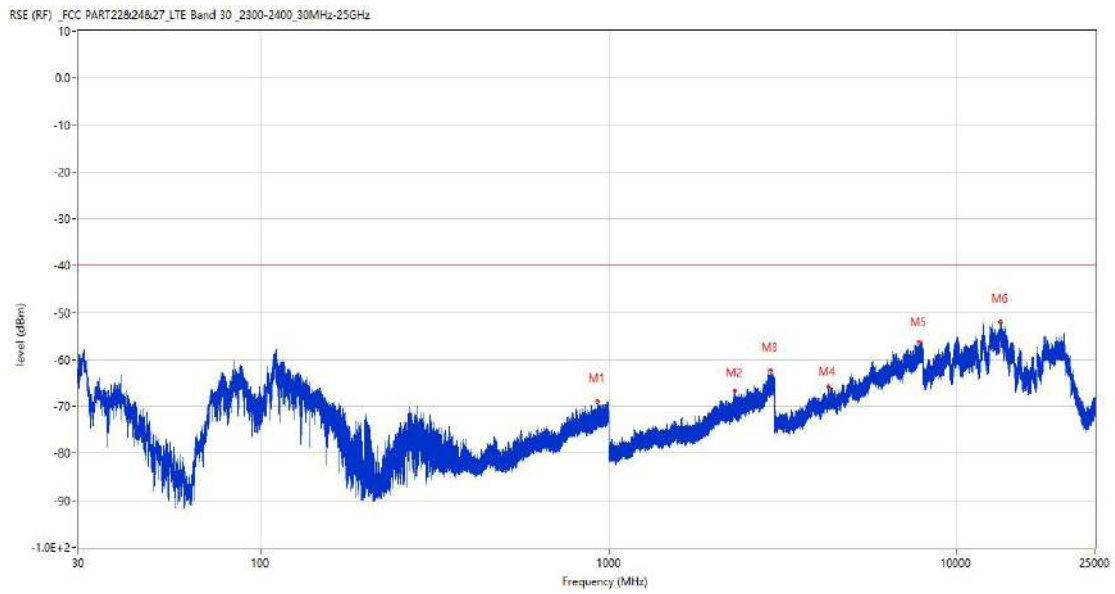


Frequency (MHz)	Result (dBm)	Factor (dB)	PK Limit (dBm)	Margin (dB)	Table (o)	ANT	EUT	Verdict
839.998	-63.09	4.87	-13.0	50.09	340.00	Vertical	Horizontal	Pass
859.593	-32.60	3.64	-13.0	19.60	126.00	Vertical	Horizontal	N/A
1437.300	-57.60	-5.16	-13.0	44.60	275.00	Vertical	Horizontal	Pass
2981.900	-52.64	2.62	-13.0	39.64	50.00	Vertical	Horizontal	Pass
7164.250	-40.47	13.96	-13.0	27.47	38.00	Vertical	Horizontal	Pass
9464.401	-40.35	13.47	-13.0	27.35	320.00	Vertical	Horizontal	Pass

42 n30

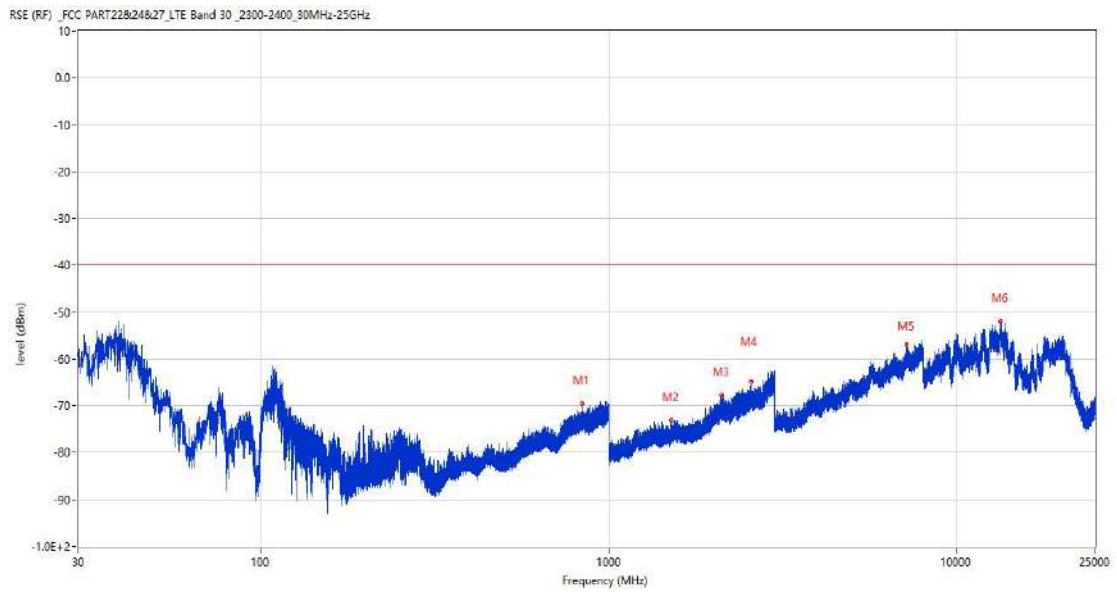
42.1 n30 BW10, QPSK, Middle Channel

RSE-H&H n30 BW10 CH471000



Frequency (MHz)	Result (dBm)	Factor (dB)	PK Limit (dBm)	Margin (dB)	Table (o)	ANT	EUT	Verdict
930.596	-68.84	0.72	-40.0	28.84	360.00	Horizontal	Horizontal	Pass
2299.900	-66.74	-2.70	-40.0	26.74	201.00	Horizontal	Horizontal	Pass
2923.900	-62.23	3.63	-40.0	22.23	100.00	Horizontal	Horizontal	Pass
4296.500	-65.72	2.57	-40.0	25.72	194.00	Horizontal	Horizontal	Pass
7787.500	-56.22	11.80	-40.0	16.22	171.00	Horizontal	Horizontal	Pass
13349.026	-51.96	16.50	-40.0	11.96	360.00	Horizontal	Horizontal	Pass

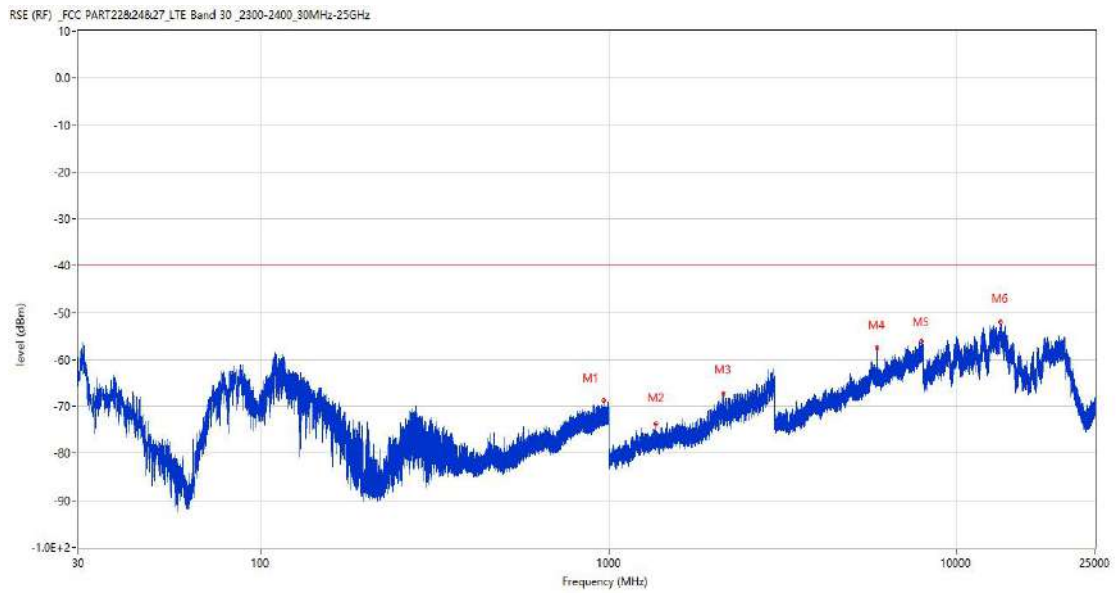
RSE-V&H n30 BW10 CH471000



Frequency (MHz)	Result (dBm)	Factor (dB)	PK Limit (dBm)	Margin (dB)	Table (o)	ANT	EUT	Verdict
840.047	-69.64	-0.13	-40.0	29.64	72.00	Vertical	Horizontal	Pass
1519.100	-73.05	-8.94	-40.0	33.05	125.00	Vertical	Horizontal	Pass
2118.300	-67.79	-3.66	-40.0	27.79	1.00	Vertical	Horizontal	Pass
2575.200	-64.80	-0.80	-40.0	24.80	144.00	Vertical	Horizontal	Pass
7203.750	-56.82	10.14	-40.0	16.82	216.00	Vertical	Horizontal	Pass
13350.075	-51.87	16.54	-40.0	11.87	14.00	Vertical	Horizontal	Pass

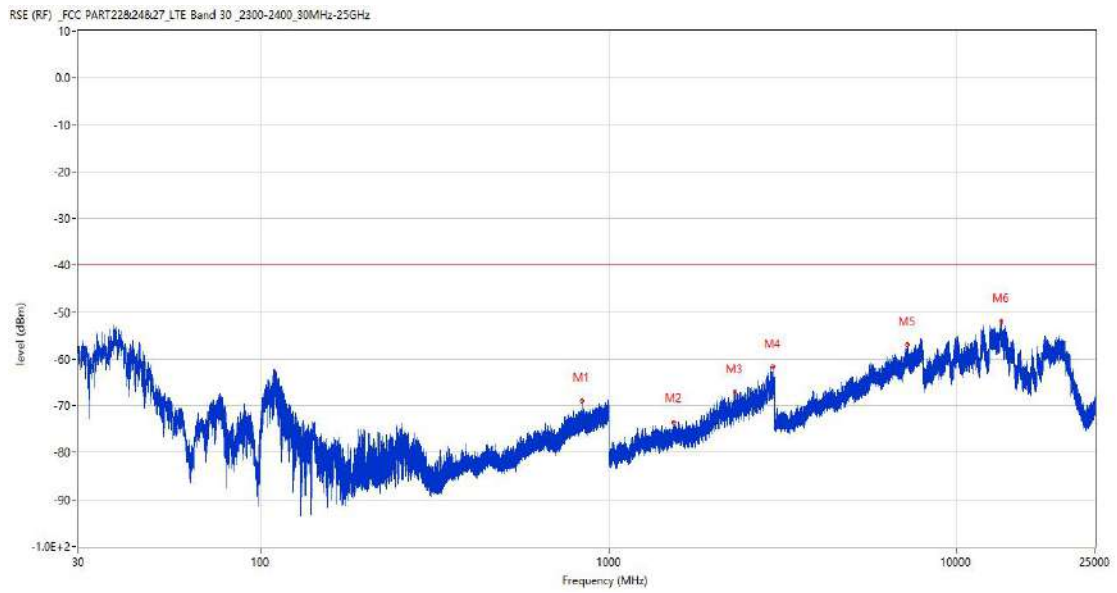
42.2 n30 BW10, PI2 BPSK, Middle Channel

RSE-H&H n30 BW10 CH471000



Frequency (MHz)	Result (dBm)	Factor (dB)	PK Limit (dBm)	Margin (dB)	Table (o)	ANT	EUT	Verdict
970.900	-68.66	1.06	-40.0	28.66	8.00	Horizontal	Horizontal	Pass
1369.700	-73.69	-9.22	-40.0	33.69	203.00	Horizontal	Horizontal	Pass
2137.100	-67.18	-4.13	-40.0	27.18	184.00	Horizontal	Horizontal	Pass
5898.250	-57.63	7.15	-40.0	17.63	360.00	Horizontal	Horizontal	Pass
7948.250	-56.14	12.05	-40.0	16.14	149.00	Horizontal	Horizontal	Pass
13378.950	-51.88	16.81	-40.0	11.88	184.00	Horizontal	Horizontal	Pass

RSE-V&H n30 BW10 CH471000

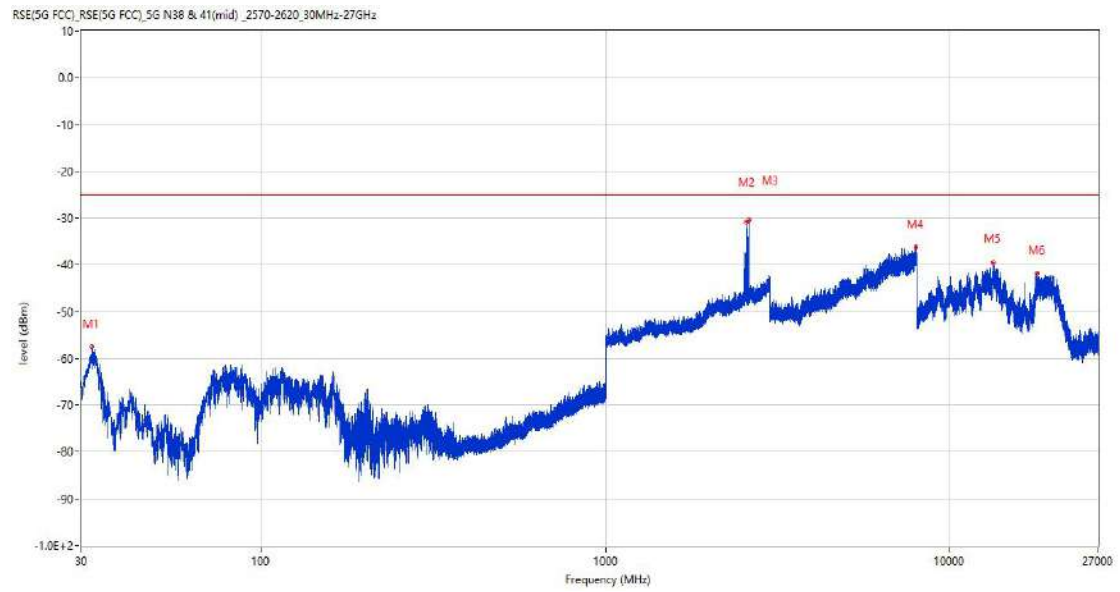


Frequency (MHz)	Result (dBm)	Factor (dB)	PK Limit (dBm)	Margin (dB)	Table (o)	ANT	EUT	Verdict
839.998	-69.02	-0.14	-40.0	29.02	217.00	Vertical	Horizontal	Pass
1540.000	-73.39	-8.87	-40.0	33.39	132.00	Vertical	Horizontal	Pass
2302.100	-67.08	-2.69	-40.0	27.08	285.00	Vertical	Horizontal	Pass
2964.400	-61.61	4.19	-40.0	21.61	4.00	Vertical	Horizontal	Pass
7220.750	-56.92	9.99	-40.0	16.92	126.00	Vertical	Horizontal	Pass
13418.588	-52.02	16.60	-40.0	12.02	328.00	Vertical	Horizontal	Pass

43 n38

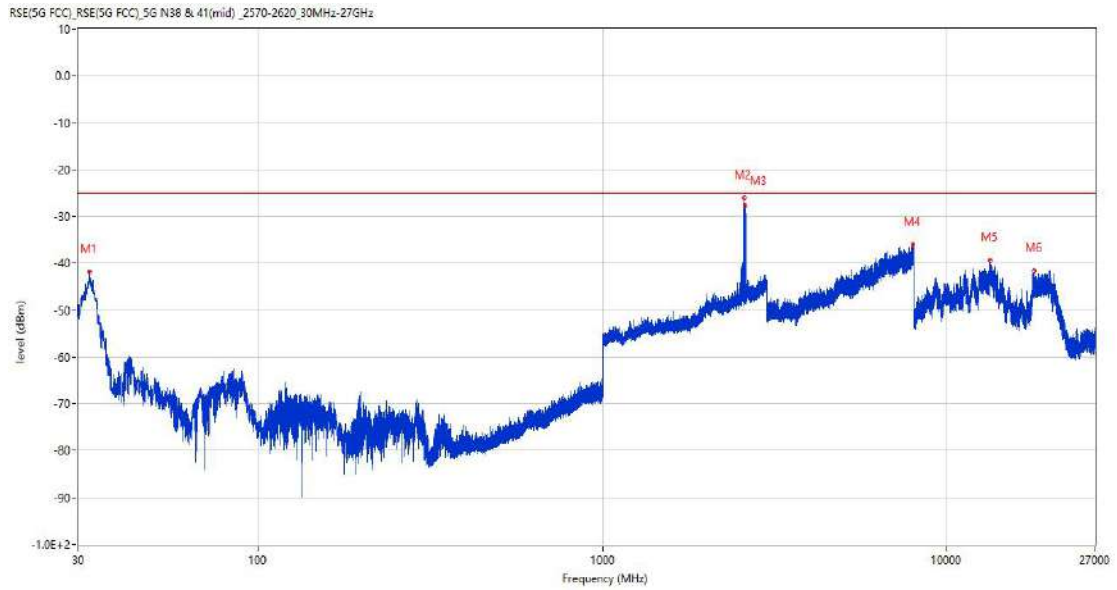
43.1 n38 BW20, QPSK, Middle Channel

RSE-H&H n38 BW20 CH519000



Frequency (MHz)	Result (dBm)	Factor (dB)	PK Limit (dBm)	Margin (dB)	Table (o)	ANT	EUT	Verdict
32.182	-57.52	-23.03	-25.0	32.52	295.00	Horizontal	Horizontal	Pass
2574.500	-30.74	8.43	-25.0	5.74	249.00	Horizontal	Horizontal	N/A
2606.200	-30.35	8.80	-25.0	5.35	173.00	Horizontal	Horizontal	N/A
7952.500	-36.14	18.46	-25.0	11.14	342.00	Horizontal	Horizontal	Pass
13384.988	-39.42	16.87	-25.0	14.42	231.00	Horizontal	Horizontal	Pass
17965.349	-41.76	13.71	-25.0	16.76	360.00	Horizontal	Horizontal	Pass

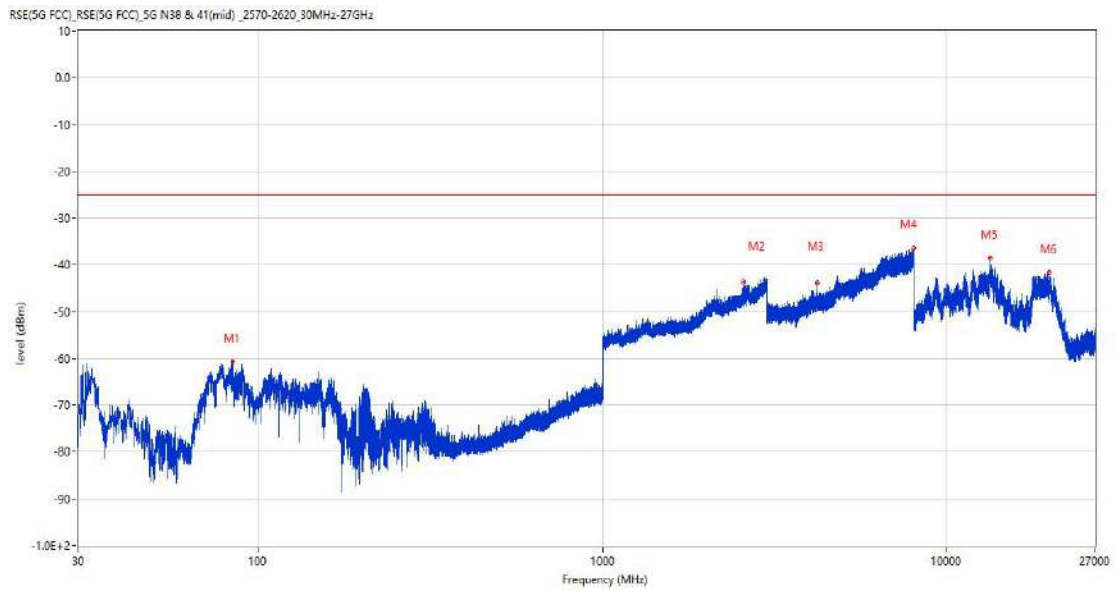
RSE-V&H n38 BW20 CH519000



Frequency (MHz)	Result (dBm)	Factor (dB)	PK Limit (dBm)	Margin (dB)	Table (o)	ANT	EUT	Verdict
32.279	-41.69	-23.08	-25.0	16.69	362.00	Vertical	Horizontal	Pass
2579.600	-25.99	8.49	-25.0	0.99	170.00	Vertical	Horizontal	N/A
2604.800	-27.76	8.79	-25.0	2.76	345.00	Vertical	Horizontal	N/A
7995.000	-35.95	18.75	-25.0	10.95	172.00	Vertical	Horizontal	Pass
13388.662	-39.23	16.90	-25.0	14.23	17.00	Vertical	Horizontal	Pass
17927.025	-41.60	13.54	-25.0	16.60	360.00	Vertical	Horizontal	Pass

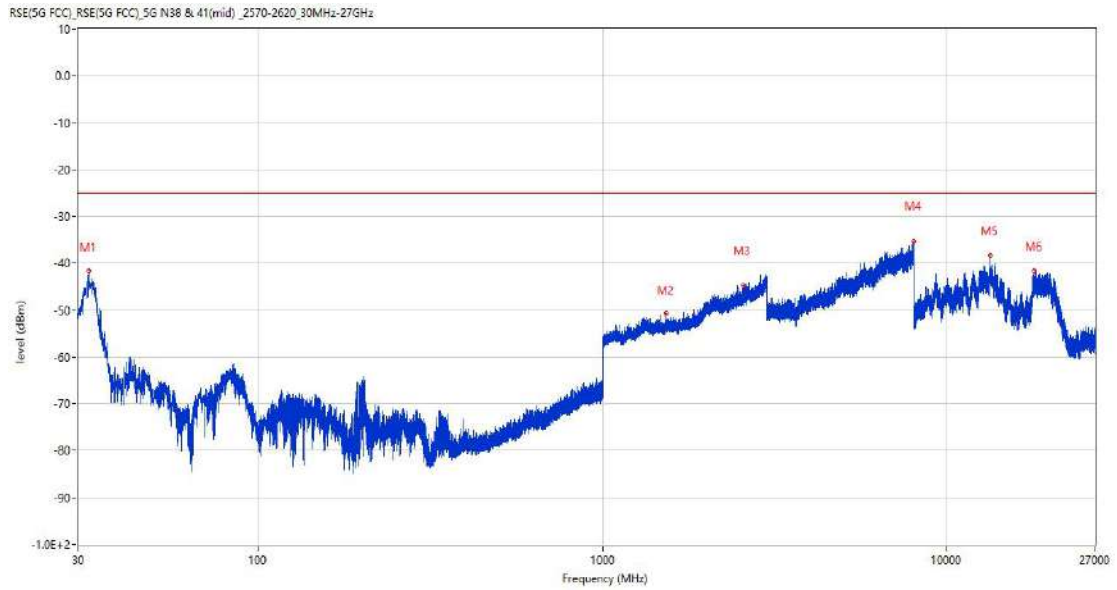
43.2 n38 BW30, QPSK, Middle Channel

RSE-H&H n38 BW30 CH519000



Frequency (MHz)	Result (dBm)	Factor (dB)	PK Limit (dBm)	Margin (dB)	Table (o)	ANT	EUT	Verdict
84.320	-60.59	-19.90	-25.0	35.59	78.00	Horizontal	Horizontal	Pass
2569.100	-43.70	8.36	-25.0	18.70	302.00	Horizontal	Horizontal	Pass
4199.000	-43.76	11.06	-25.0	18.76	29.00	Horizontal	Horizontal	Pass
7999.750	-36.32	19.02	-25.0	11.32	360.00	Horizontal	Horizontal	Pass
13388.401	-38.46	16.90	-25.0	13.46	229.00	Horizontal	Horizontal	Pass
19853.552	-41.63	12.94	-25.0	16.63	272.00	Horizontal	Horizontal	Pass

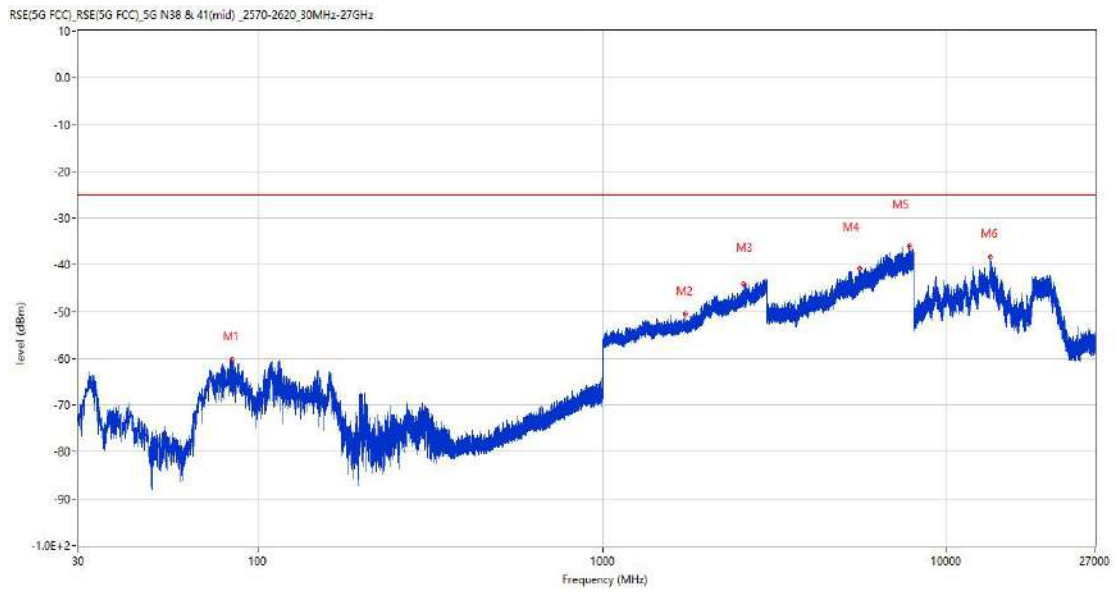
RSE-V&H n38 BW30 CH519000



Frequency (MHz)	Result (dBm)	Factor (dB)	PK Limit (dBm)	Margin (dB)	Table (o)	ANT	EUT	Verdict
32.182	-41.56	-23.03	-25.0	16.56	275.00	Vertical	Horizontal	Pass
1530.600	-50.63	0.76	-25.0	25.63	82.00	Vertical	Horizontal	Pass
2570.000	-44.72	8.37	-25.0	19.72	270.00	Vertical	Horizontal	N/A
7998.000	-35.30	18.89	-25.0	10.30	0.00	Vertical	Horizontal	Pass
13381.049	-38.37	16.83	-25.0	13.37	230.00	Vertical	Horizontal	Pass
17945.661	-41.50	13.99	-25.0	16.50	66.00	Vertical	Horizontal	Pass

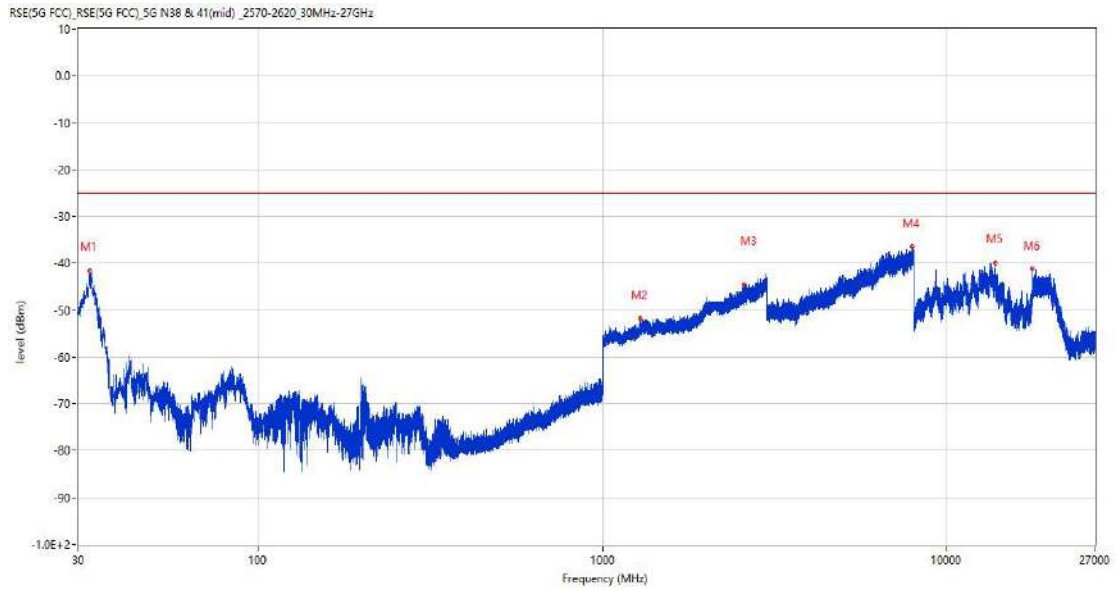
43.3 n38 BW40, QPSK, Middle Channel

RSE-H&H n38 BW40 CH519000



Frequency (MHz)	Result (dBm)	Factor (dB)	PK Limit (dBm)	Margin (dB)	Table (o)	ANT	EUT	Verdict
84.029	-60.18	-19.90	-25.0	35.18	105.00	Horizontal	Horizontal	Pass
1737.600	-50.59	1.01	-25.0	25.59	89.00	Horizontal	Horizontal	Pass
2562.400	-44.08	8.28	-25.0	19.08	71.00	Horizontal	Horizontal	Pass
5600.750	-40.70	13.75	-25.0	15.70	184.00	Horizontal	Horizontal	Pass
7777.250	-36.09	18.21	-25.0	11.09	360.00	Horizontal	Horizontal	Pass
13363.200	-38.22	16.66	-25.0	13.22	360.00	Horizontal	Horizontal	Pass

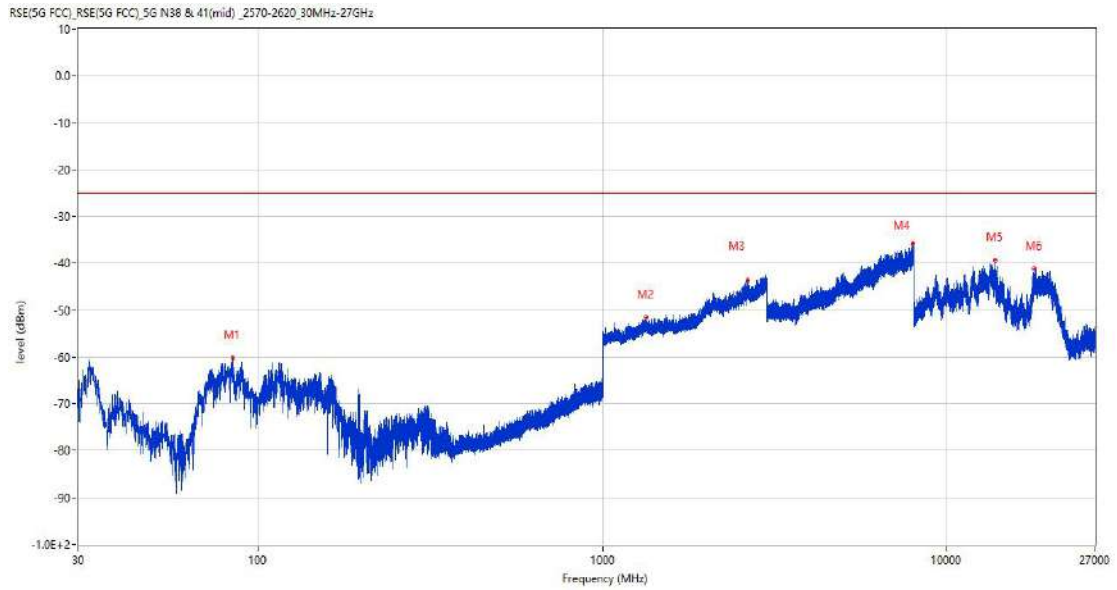
RSE-V&H n38 BW40 CH519000



Frequency (MHz)	Result (dBm)	Factor (dB)	PK Limit (dBm)	Margin (dB)	Table (o)	ANT	EUT	Verdict
32.377	-41.48	-23.14	-25.0	16.48	257.00	Vertical	Horizontal	Pass
1286.800	-51.78	0.40	-25.0	26.78	258.00	Vertical	Horizontal	Pass
2589.300	-44.58	8.61	-25.0	19.58	301.00	Vertical	Horizontal	N/A
7943.500	-36.43	18.88	-25.0	11.43	359.00	Vertical	Horizontal	Pass
13807.612	-39.88	16.83	-25.0	14.88	0.00	Vertical	Horizontal	Pass
17817.563	-41.15	12.72	-25.0	16.15	230.00	Vertical	Horizontal	Pass

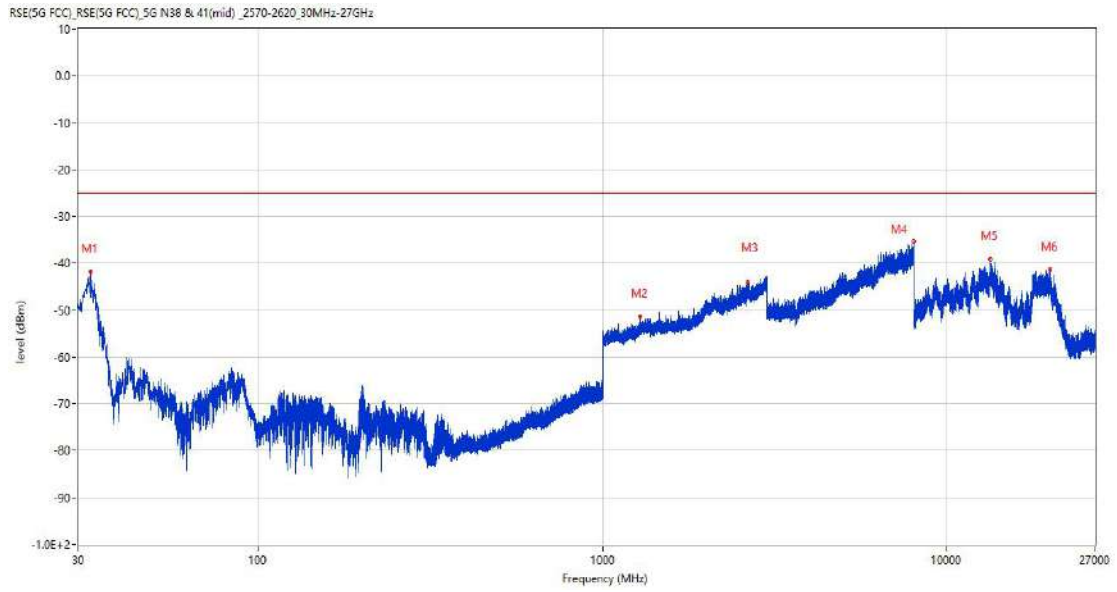
43.4 n38 BW20, PI/2 BPSK, Middle Channel

RSE-H&H n38 BW20 CH519000



Frequency (MHz)	Result (dBm)	Factor (dB)	PK Limit (dBm)	Margin (dB)	Table (o)	ANT	EUT	Verdict
84.320	-60.27	-19.90	-25.0	35.27	96.00	Horizontal	Horizontal	Pass
1341.800	-51.61	0.95	-25.0	26.61	191.00	Horizontal	Horizontal	Pass
2640.200	-43.60	8.93	-25.0	18.60	338.00	Horizontal	Horizontal	Pass
7949.000	-35.79	18.67	-25.0	10.79	206.00	Horizontal	Horizontal	Pass
13805.776	-39.31	16.87	-25.0	14.31	1.00	Horizontal	Horizontal	Pass
17943.300	-41.25	13.93	-25.0	16.25	254.00	Horizontal	Horizontal	Pass

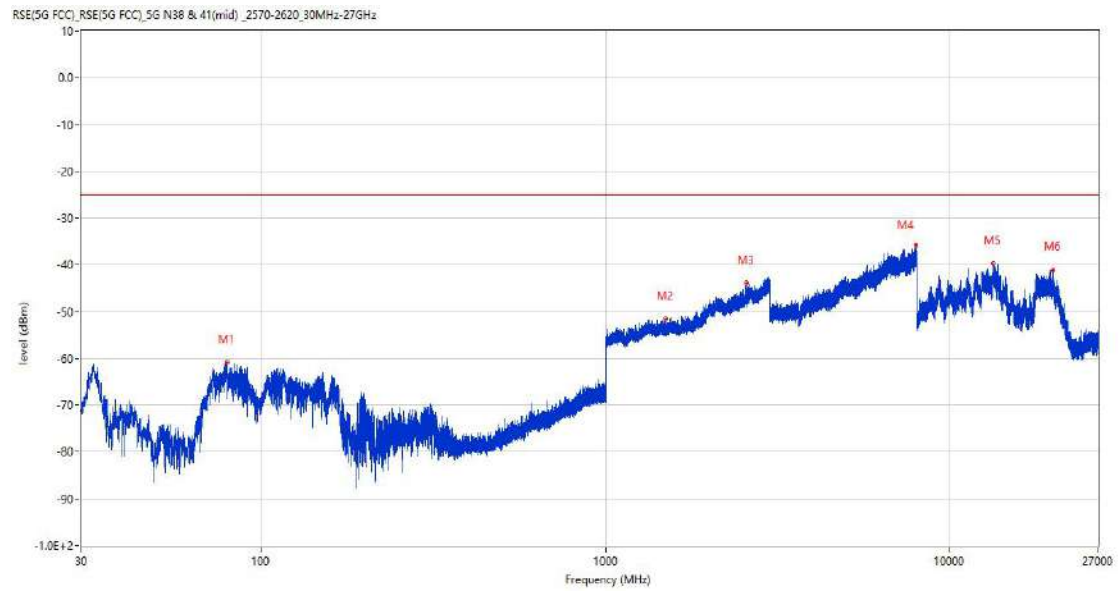
RSE-V&H n38 BW20 CH519000



Frequency (MHz)	Result (dBm)	Factor (dB)	PK Limit (dBm)	Margin (dB)	Table (o)	ANT	EUT	Verdict
32.571	-41.85	-23.28	-25.0	16.85	254.00	Vertical	Horizontal	Pass
1289.300	-51.41	0.47	-25.0	26.41	333.00	Vertical	Horizontal	Pass
2636.800	-44.13	9.11	-25.0	19.13	345.00	Vertical	Horizontal	Pass
7995.500	-35.38	18.76	-25.0	10.38	152.00	Vertical	Horizontal	Pass
13380.787	-39.11	16.83	-25.0	14.11	323.00	Vertical	Horizontal	Pass
19931.400	-41.38	12.95	-25.0	16.38	128.00	Vertical	Horizontal	Pass

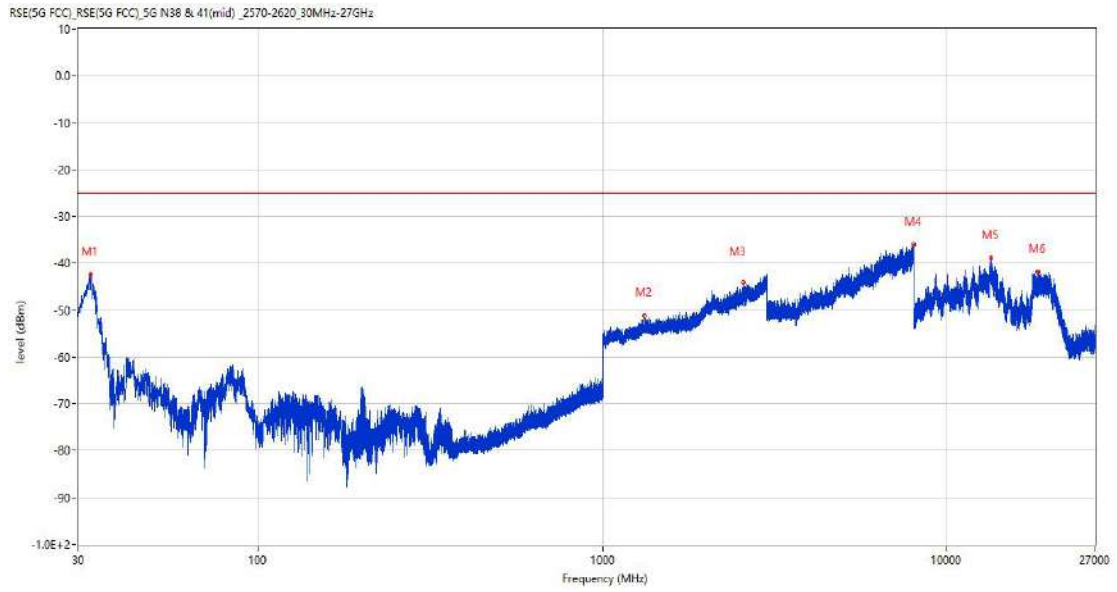
43.5 n38 BW30, PI/2 BPSK, Middle Channel

RSE-H&H n38 BW30 CH519000



Frequency (MHz)	Result (dBm)	Factor (dB)	PK Limit (dBm)	Margin (dB)	Table (o)	ANT	EUT	Verdict
79.470	-60.83	-20.42	-25.0	35.83	77.00	Horizontal	Horizontal	Pass
1496.000	-51.52	0.36	-25.0	26.52	191.00	Horizontal	Horizontal	Pass
2568.600	-43.91	8.36	-25.0	18.91	0.00	Horizontal	Horizontal	Pass
7954.750	-35.75	18.47	-25.0	10.75	327.00	Horizontal	Horizontal	Pass
13354.537	-39.66	16.58	-25.0	14.66	228.00	Horizontal	Horizontal	Pass
19980.450	-41.07	12.95	-25.0	16.07	225.00	Horizontal	Horizontal	Pass

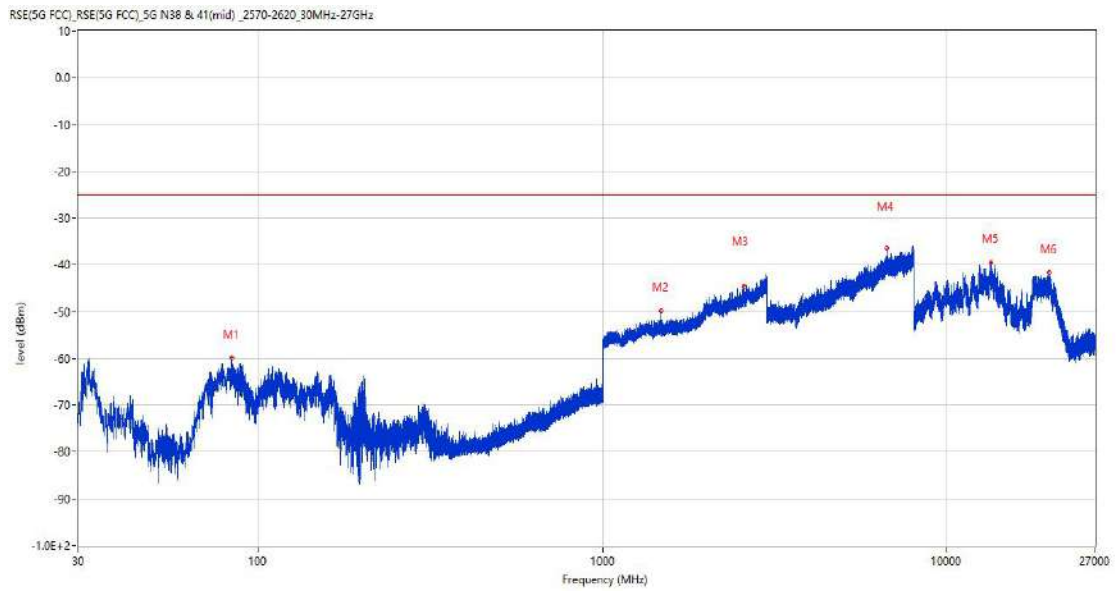
RSE-V&H n38 BW30 CH519000



Frequency (MHz)	Result (dBm)	Factor (dB)	PK Limit (dBm)	Margin (dB)	Table (o)	ANT	EUT	Verdict
32.474	-42.48	-23.21	-25.0	17.48	210.00	Vertical	Horizontal	Pass
1322.000	-51.10	0.54	-25.0	26.10	357.00	Vertical	Horizontal	Pass
2572.200	-44.15	8.40	-25.0	19.15	246.00	Vertical	Horizontal	N/A
7997.500	-36.03	18.88	-25.0	11.03	238.00	Vertical	Horizontal	Pass
13411.763	-38.89	16.75	-25.0	13.89	345.00	Vertical	Horizontal	Pass
18451.800	-41.77	12.87	-25.0	16.77	296.00	Vertical	Horizontal	Pass

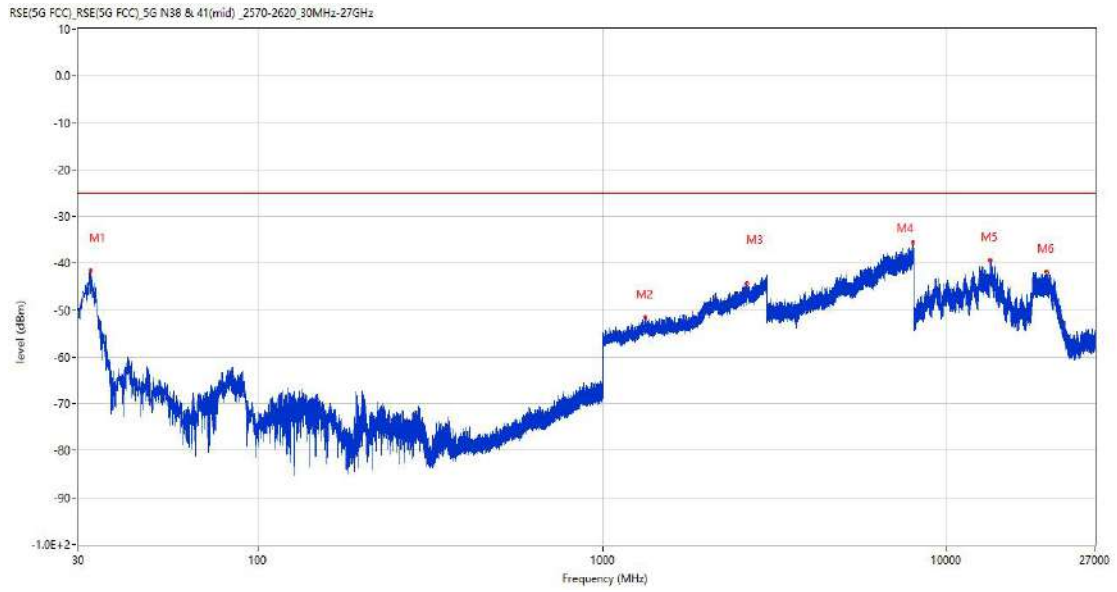
43.6 n38 BW40, PI/2 BPSK, Middle Channel

RSE-H&H n38 BW40 CH519000



Frequency (MHz)	Result (dBm)	Factor (dB)	PK Limit (dBm)	Margin (dB)	Table (o)	ANT	EUT	Verdict
83.883	-59.87	-19.90	-25.0	34.87	118.00	Horizontal	Horizontal	Pass
1476.600	-49.78	0.53	-25.0	24.78	283.00	Horizontal	Horizontal	Pass
2589.600	-44.38	8.62	-25.0	19.38	176.00	Horizontal	Horizontal	N/A
6698.500	-36.47	16.90	-25.0	11.47	73.00	Horizontal	Horizontal	Pass
13410.450	-39.42	16.78	-25.0	14.42	254.00	Horizontal	Horizontal	Pass
19867.501	-41.66	12.95	-25.0	16.66	3.00	Horizontal	Horizontal	Pass

RSE-V&H n38 BW40 CH519000

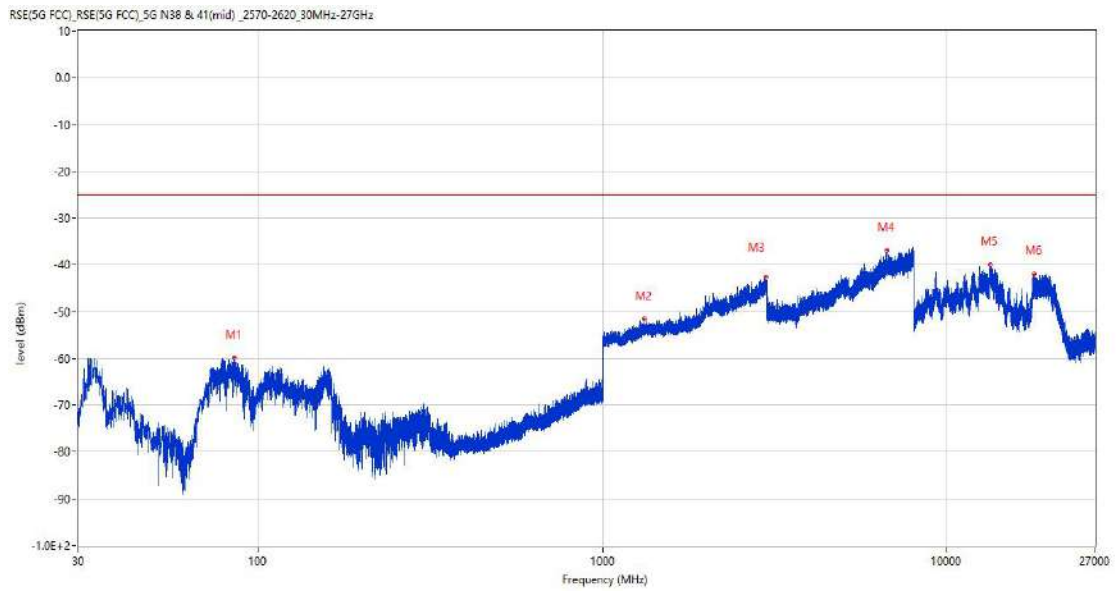


Frequency (MHz)	Result (dBm)	Factor (dB)	PK Limit (dBm)	Margin (dB)	Table (o)	ANT	EUT	Verdict
32.474	-41.56	-23.21	-25.0	16.56	209.00	Vertical	Horizontal	Pass
1333.100	-51.47	0.81	-25.0	26.47	146.00	Vertical	Horizontal	Pass
2621.800	-44.23	8.94	-25.0	19.23	153.00	Vertical	Horizontal	Pass
7993.250	-35.68	18.57	-25.0	10.68	151.00	Vertical	Horizontal	Pass
13404.412	-39.34	16.91	-25.0	14.34	360.00	Vertical	Horizontal	Pass
19540.349	-41.88	12.93	-25.0	16.88	128.00	Vertical	Horizontal	Pass

44 n41

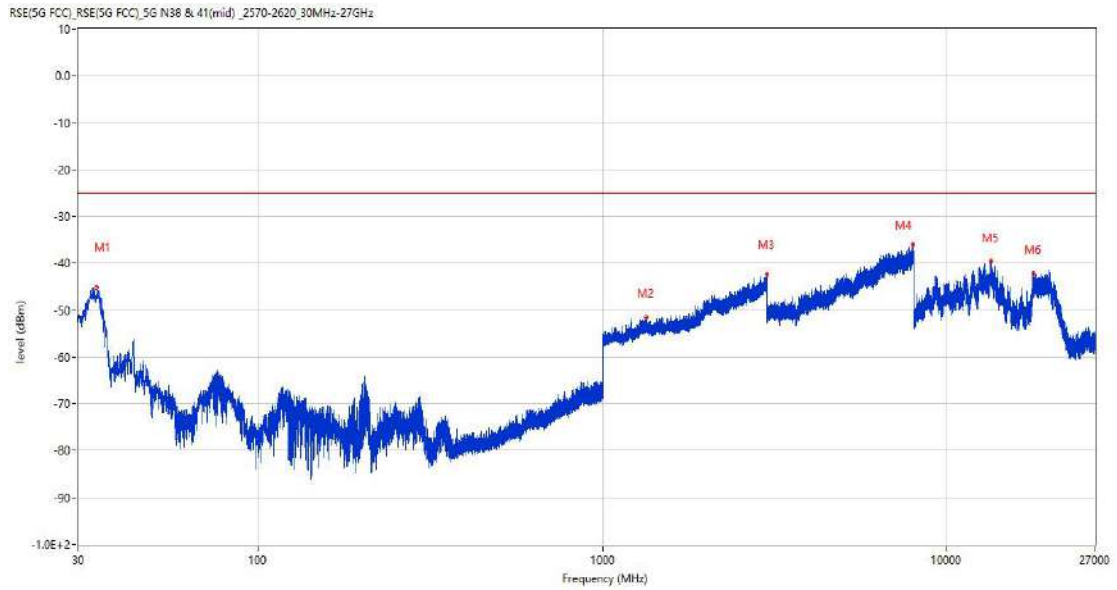
44.1 n41 BW20, QPSK, Middle Channel

RSE-H&H n41 BW20 CH518598



Frequency (MHz)	Result (dBm)	Factor (dB)	PK Limit (dBm)	Margin (dB)	Table (o)	ANT	EUT	Verdict
85.242	-59.90	-19.85	-25.0	34.90	82.00	Horizontal	Horizontal	Pass
1328.000	-51.60	0.62	-25.0	26.60	360.00	Horizontal	Horizontal	Pass
2989.900	-42.71	11.64	-25.0	17.71	208.00	Horizontal	Horizontal	Pass
6686.500	-36.80	17.04	-25.0	11.80	193.00	Horizontal	Horizontal	Pass
13378.950	-39.94	16.81	-25.0	14.94	40.00	Horizontal	Horizontal	Pass
17927.287	-41.89	13.54	-25.0	16.89	40.00	Horizontal	Horizontal	Pass

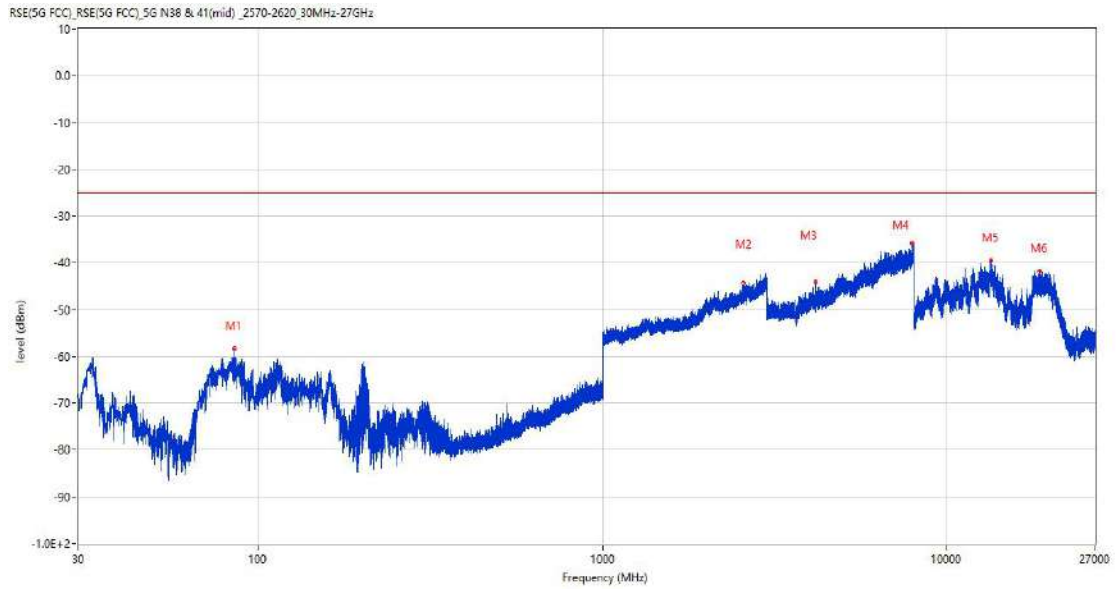
RSE-V&H n41 BW20 CH518598



Frequency (MHz)	Result (dBm)	Factor (dB)	PK Limit (dBm)	Margin (dB)	Table (o)	ANT	EUT	Verdict
33.928	-45.03	-23.81	-25.0	20.03	295.00	Vertical	Horizontal	Pass
1340.100	-51.45	0.91	-25.0	26.45	158.00	Vertical	Horizontal	Pass
2999.500	-42.43	11.46	-25.0	17.43	44.00	Vertical	Horizontal	Pass
7970.000	-36.03	18.08	-25.0	11.03	204.00	Vertical	Horizontal	Pass
13410.450	-39.58	16.78	-25.0	14.58	360.00	Vertical	Horizontal	Pass
17831.475	-42.12	12.34	-25.0	17.12	17.00	Vertical	Horizontal	Pass

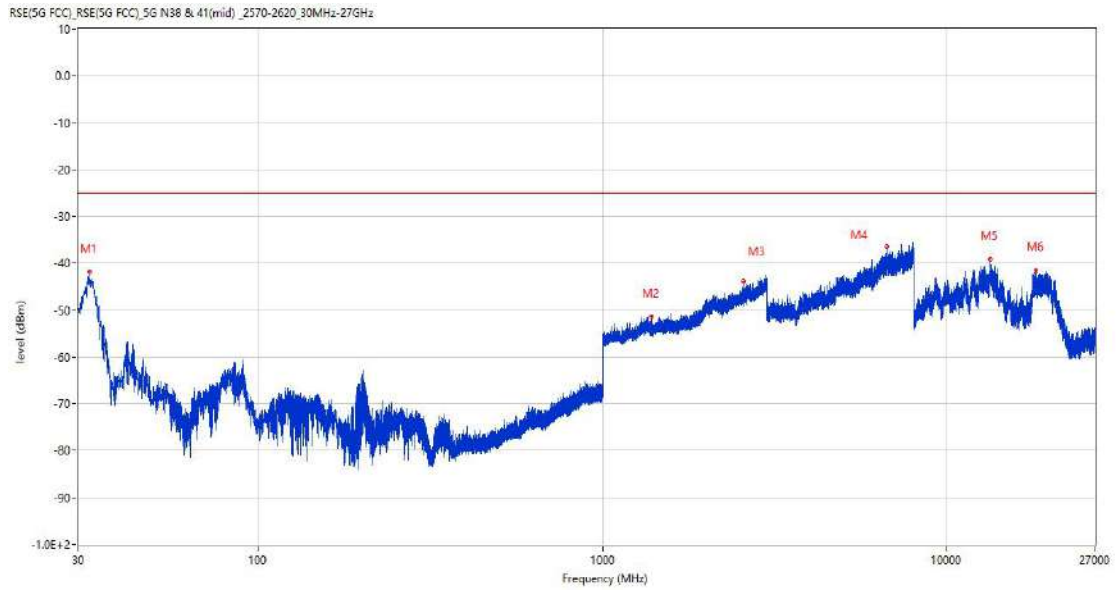
44.2 n41 BW60, QPSK, Middle Channel

RSE-H&H n41 BW60 CH518598



Frequency (MHz)	Result (dBm)	Factor (dB)	PK Limit (dBm)	Margin (dB)	Table (o)	ANT	EUT	Verdict
85.339	-58.43	-19.84	-25.0	33.43	97.00	Horizontal	Horizontal	Pass
2562.100	-44.36	8.27	-25.0	19.36	77.00	Horizontal	Horizontal	N/A
4162.250	-43.99	9.83	-25.0	18.99	216.00	Horizontal	Horizontal	Pass
7922.500	-35.75	18.28	-25.0	10.75	106.00	Horizontal	Horizontal	Pass
13435.388	-39.49	16.23	-25.0	14.49	251.00	Horizontal	Horizontal	Pass
18578.698	-41.76	12.88	-25.0	16.76	1.00	Horizontal	Horizontal	Pass

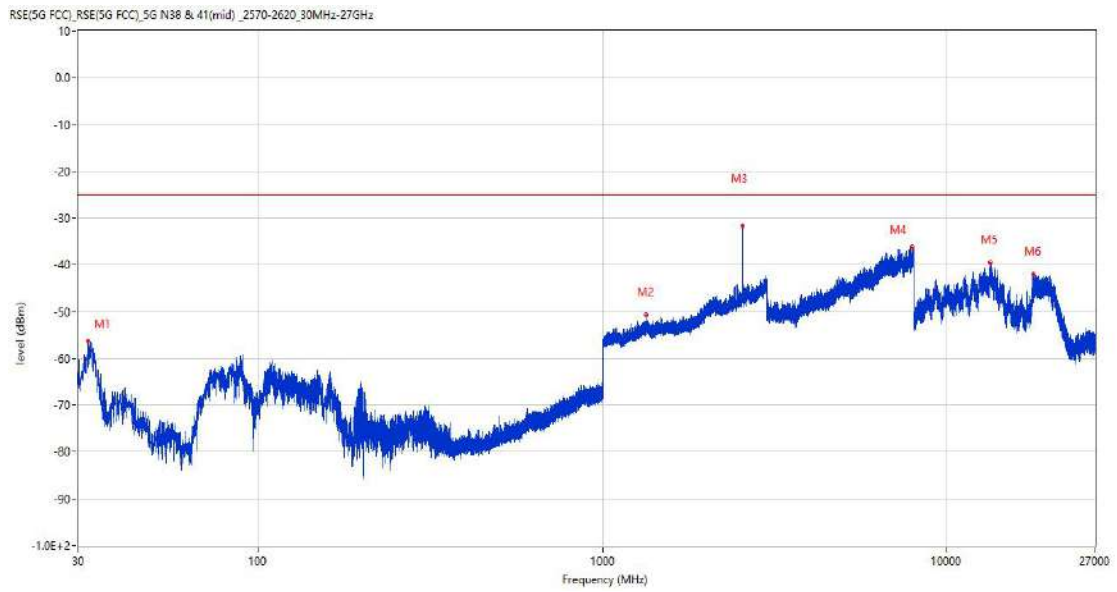
RSE-V&H n41 BW60 CH518598



Frequency (MHz)	Result (dBm)	Factor (dB)	PK Limit (dBm)	Margin (dB)	Table (o)	ANT	EUT	Verdict
32.377	-41.84	-23.14	-25.0	16.84	39.00	Vertical	Horizontal	Pass
1384.300	-51.36	0.19	-25.0	26.36	121.00	Vertical	Horizontal	Pass
2572.600	-43.86	8.41	-25.0	18.86	152.00	Vertical	Horizontal	N/A
6682.250	-36.42	16.95	-25.0	11.42	117.00	Vertical	Horizontal	Pass
13348.763	-39.14	16.49	-25.0	14.14	300.00	Vertical	Horizontal	Pass
18170.100	-41.51	12.86	-25.0	16.51	272.00	Vertical	Horizontal	Pass

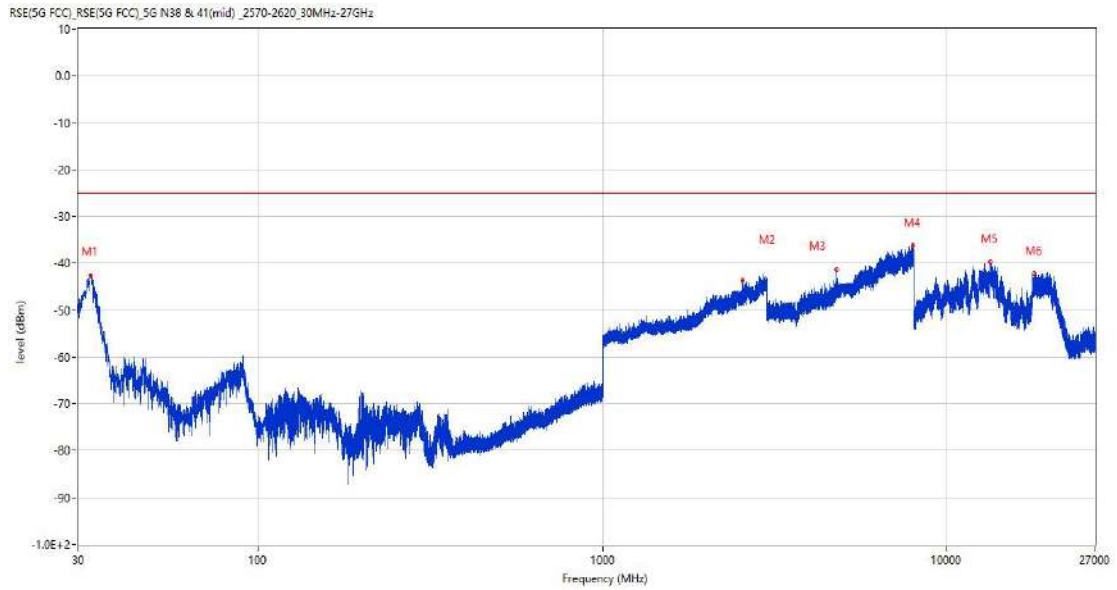
44.3 n41 BW100, QPSK, Middle Channel

RSE-H&H n41 BW100 CH518598



Frequency (MHz)	Result (dBm)	Factor (dB)	PK Limit (dBm)	Margin (dB)	Table (o)	ANT	EUT	Verdict
31.988	-56.32	-22.93	-25.0	31.32	0.00	Horizontal	Horizontal	Pass
1342.100	-50.77	0.94	-25.0	25.77	188.00	Horizontal	Horizontal	Pass
2551.800	-31.71	8.18	-25.0	6.71	237.00	Horizontal	Horizontal	N/A
7922.750	-36.21	18.28	-25.0	11.21	360.00	Horizontal	Horizontal	Pass
13361.100	-39.44	16.64	-25.0	14.44	136.00	Horizontal	Horizontal	Pass
17908.650	-42.04	13.10	-25.0	17.04	231.00	Horizontal	Horizontal	Pass

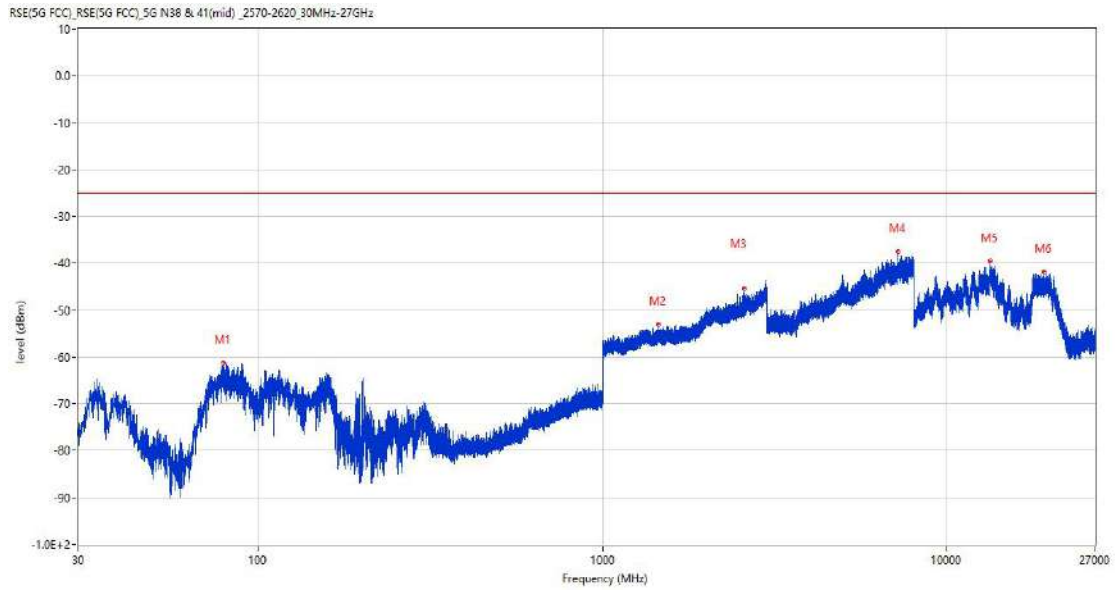
RSE-V&H n41 BW100 CH518598



Frequency (MHz)	Result (dBm)	Factor (dB)	PK Limit (dBm)	Margin (dB)	Table (o)	ANT	EUT	Verdict
32.522	-42.54	-23.24	-25.0	17.54	0.00	Vertical	Horizontal	Pass
2550.000	-43.73	7.71	-25.0	18.73	143.00	Vertical	Horizontal	N/A
4768.750	-41.37	11.68	-25.0	16.37	19.00	Vertical	Horizontal	Pass
7980.000	-36.28	18.11	-25.0	11.28	348.00	Vertical	Horizontal	Pass
13347.974	-39.78	16.46	-25.0	14.78	280.00	Vertical	Horizontal	Pass
17937.000	-42.10	13.78	-25.0	17.10	256.00	Vertical	Horizontal	Pass

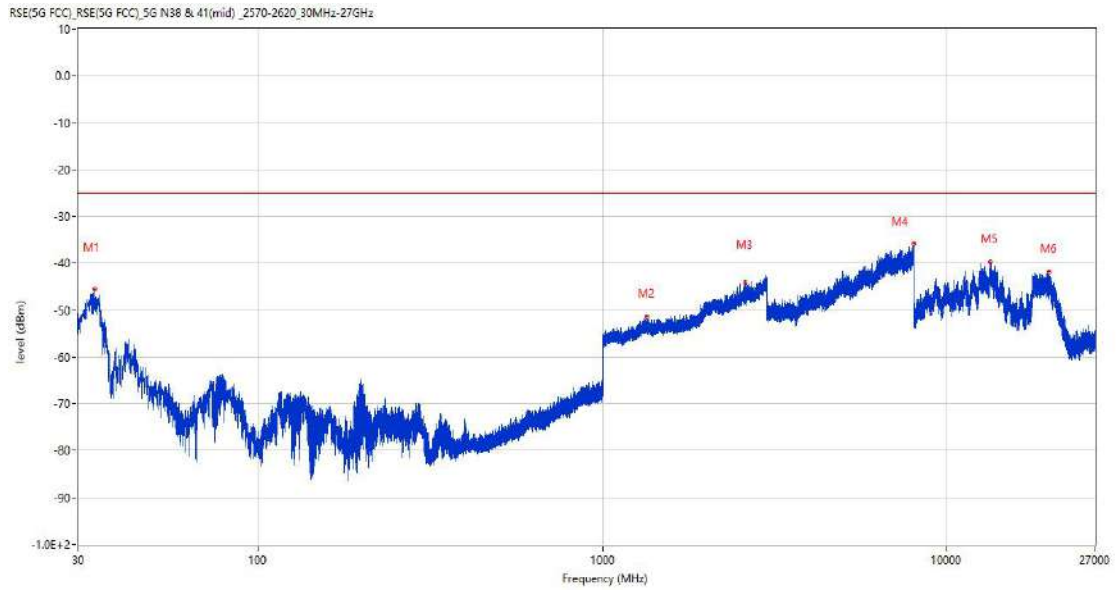
44.4 n41 BW20, PI/2 BPSK, Middle Channel

RSE-H&H n41 BW20 CH518598



Frequency (MHz)	Result (dBm)	Factor (dB)	PK Limit (dBm)	Margin (dB)	Table (o)	ANT	EUT	Verdict
79.373	-61.29	-20.44	-25.0	36.29	91.00	Horizontal	Horizontal	Pass
1451.400	-53.03	0.81	-25.0	28.03	213.00	Horizontal	Horizontal	Pass
2588.800	-45.37	8.61	-25.0	20.37	170.00	Horizontal	Horizontal	N/A
7229.750	-37.42	16.97	-25.0	12.42	139.00	Horizontal	Horizontal	Pass
13362.413	-39.59	16.66	-25.0	14.59	41.00	Horizontal	Horizontal	Pass
19172.250	-41.79	12.91	-25.0	16.79	3.00	Horizontal	Horizontal	Pass

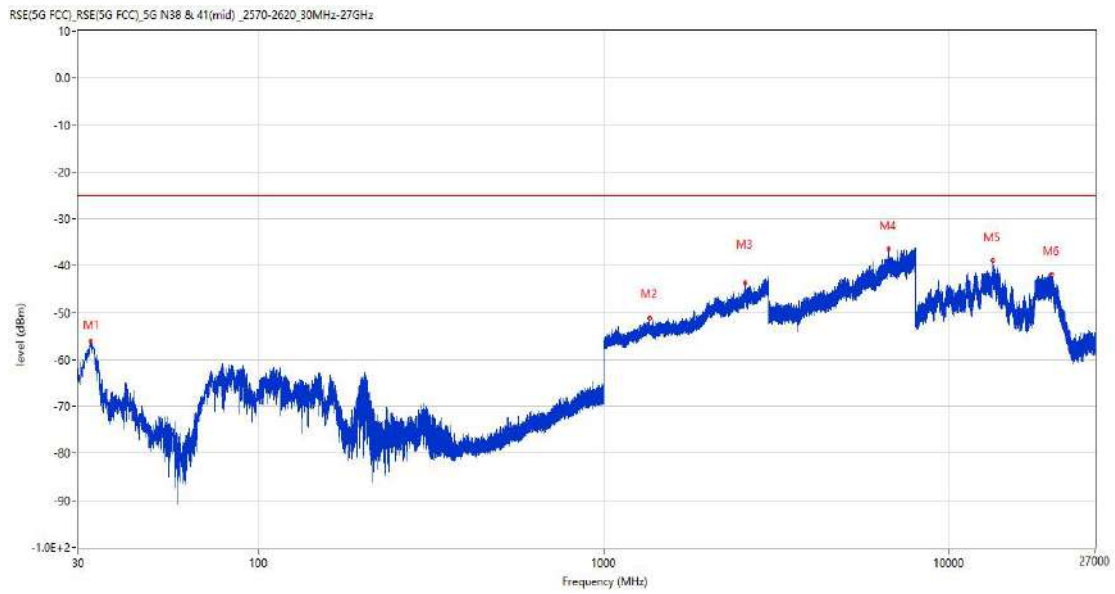
RSE-V&H n41 BW20 CH518598



Frequency (MHz)	Result (dBm)	Factor (dB)	PK Limit (dBm)	Margin (dB)	Table (o)	ANT	EUT	Verdict
33.589	-45.50	-23.73	-25.0	20.50	361.00	Vertical	Horizontal	Pass
1346.900	-51.32	0.66	-25.0	26.32	9.00	Vertical	Horizontal	Pass
2603.000	-44.16	8.77	-25.0	19.16	195.00	Vertical	Horizontal	N/A
7999.500	-35.75	19.00	-25.0	10.75	360.00	Vertical	Horizontal	Pass
13374.750	-39.82	16.77	-25.0	14.82	274.00	Vertical	Horizontal	Pass
19844.100	-41.77	12.94	-25.0	16.77	3.00	Vertical	Horizontal	Pass

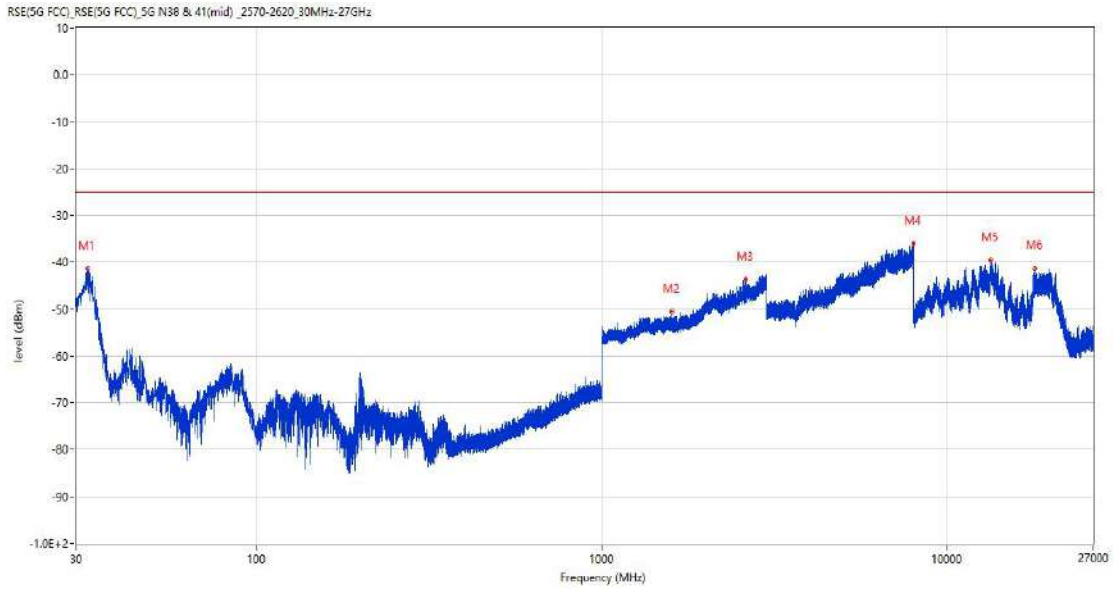
44.5 n41 BW60, PI/2 BPSK, Middle Channel

RSE-H&H n41 BW60 CH518598



Frequency (MHz)	Result (dBm)	Factor (dB)	PK Limit (dBm)	Margin (dB)	Table (o)	ANT	EUT	Verdict
32.522	-56.03	-23.24	-25.0	31.03	241.00	Horizontal	Horizontal	Pass
1357.400	-51.17	0.69	-25.0	26.17	358.00	Horizontal	Horizontal	Pass
2571.400	-43.75	8.39	-25.0	18.75	144.00	Horizontal	Horizontal	N/A
6685.500	-36.39	17.02	-25.0	11.39	260.00	Horizontal	Horizontal	Pass
13375.537	-38.97	16.78	-25.0	13.97	360.00	Horizontal	Horizontal	Pass
19877.650	-41.71	12.95	-25.0	16.71	342.00	Horizontal	Horizontal	Pass

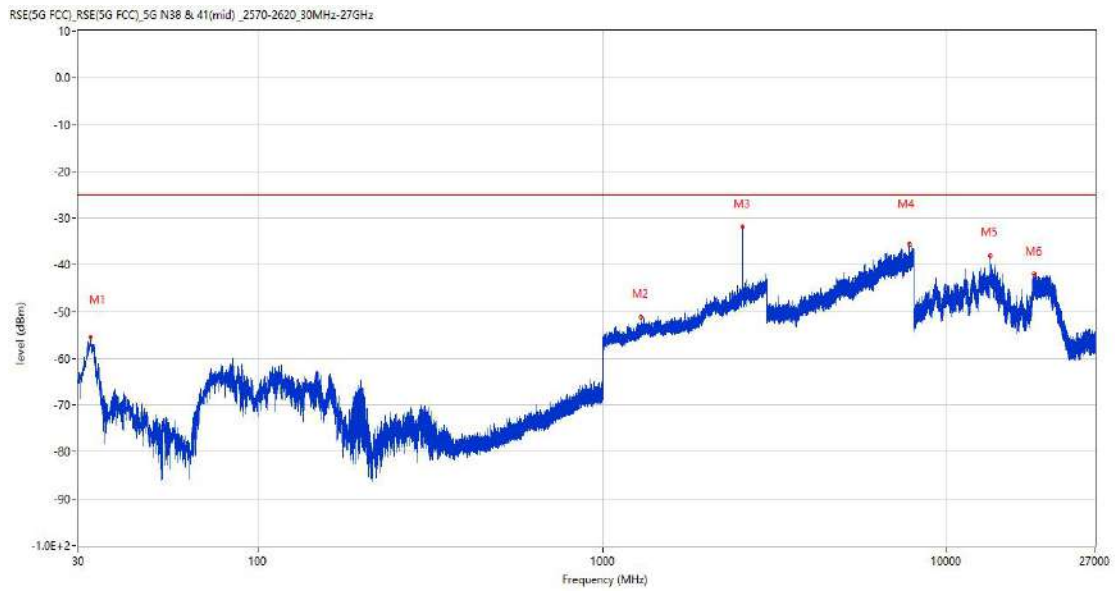
RSE-V&H n41 BW60 CH518598



Frequency (MHz)	Result (dBm)	Factor (dB)	PK Limit (dBm)	Margin (dB)	Table (o)	ANT	EUT	Verdict
32.377	-41.40	-23.14	-25.0	16.40	272.00	Vertical	Horizontal	Pass
1594.200	-50.51	0.93	-25.0	25.51	357.00	Vertical	Horizontal	Pass
2612.900	-43.72	8.86	-25.0	18.72	345.00	Vertical	Horizontal	N/A
7967.750	-35.99	18.09	-25.0	10.99	73.00	Vertical	Horizontal	Pass
13390.238	-39.57	16.92	-25.0	14.57	347.00	Vertical	Horizontal	Pass
17950.124	-41.29	14.09	-25.0	16.29	64.00	Vertical	Horizontal	Pass

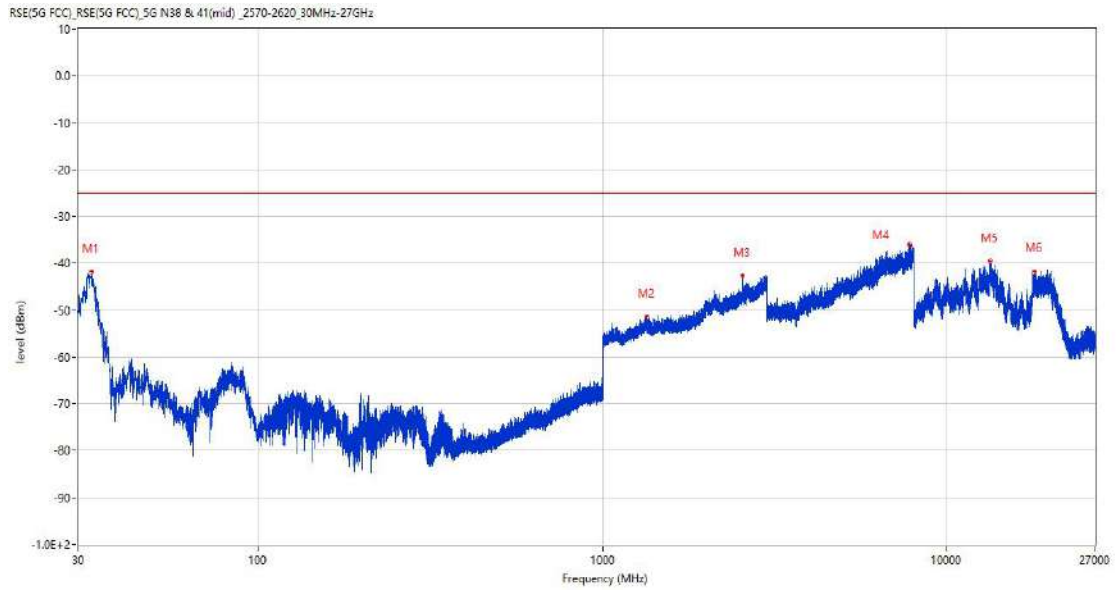
44.6 n41 BW100, PI/2 BPSK, Middle Channel

RSE-H&H n41 BW100 CH518598



Frequency (MHz)	Result (dBm)	Factor (dB)	PK Limit (dBm)	Margin (dB)	Table (o)	ANT	EUT	Verdict
32.619	-55.43	-23.31	-25.0	30.43	300.00	Horizontal	Horizontal	Pass
1295.900	-51.16	0.43	-25.0	26.16	232.00	Horizontal	Horizontal	Pass
2553.700	-31.88	8.38	-25.0	6.88	238.00	Horizontal	Horizontal	N/A
7787.500	-35.59	18.28	-25.0	10.59	300.00	Horizontal	Horizontal	Pass
13354.276	-37.97	16.58	-25.0	12.97	360.00	Horizontal	Horizontal	Pass
17935.950	-41.97	13.75	-25.0	16.97	279.00	Horizontal	Horizontal	Pass

RSE-V&H n41 BW100 CH518598

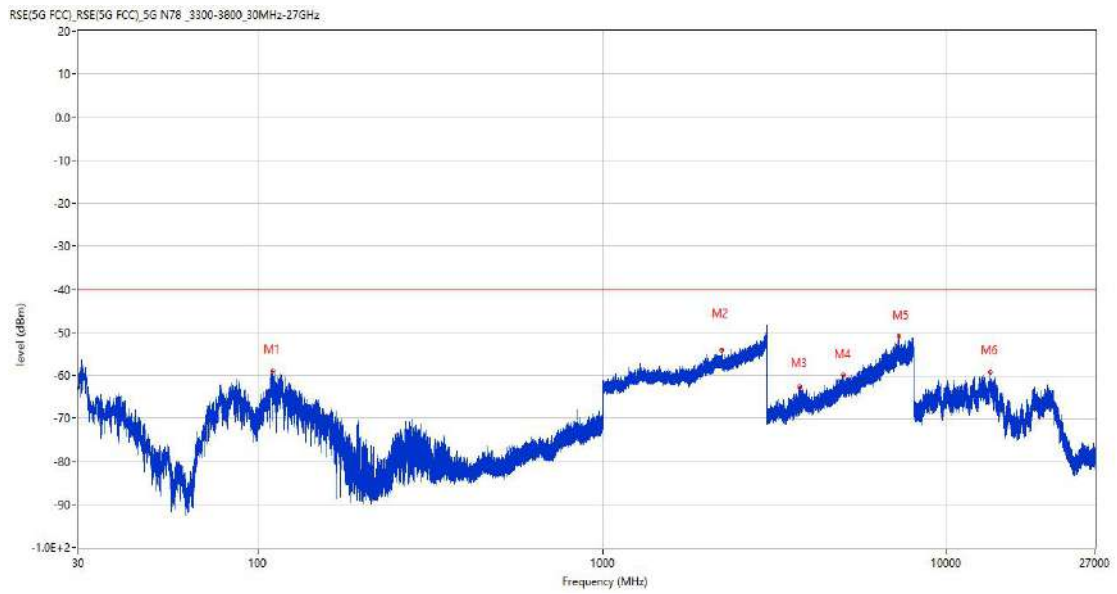


Frequency (MHz)	Result (dBm)	Factor (dB)	PK Limit (dBm)	Margin (dB)	Table (o)	ANT	EUT	Verdict
32.764	-41.83	-23.41	-25.0	16.83	271.00	Vertical	Horizontal	Pass
1350.100	-51.32	0.60	-25.0	26.32	75.00	Vertical	Horizontal	Pass
2550.400	-42.57	7.84	-25.0	17.57	138.00	Vertical	Horizontal	N/A
7771.500	-36.04	18.00	-25.0	11.04	96.00	Vertical	Horizontal	Pass
13342.200	-39.49	16.23	-25.0	14.49	303.00	Vertical	Horizontal	Pass
17961.413	-41.72	13.81	-25.0	16.72	360.00	Vertical	Horizontal	Pass

45 n48

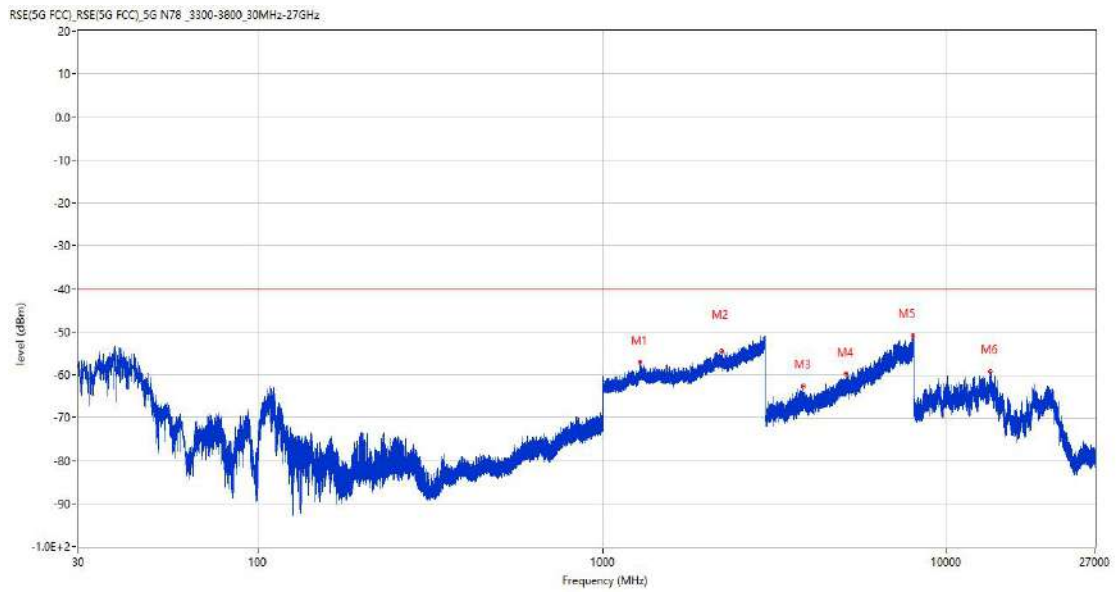
45.1 n48 BW20, QPSK, Middle Channel

RSE-H&H n48 BW20 CH641666



Frequency (MHz)	Result (dBm)	Factor (dB)	PK Limit (dBm)	Margin (dB)	Table (o)	ANT	EUT	Verdict
110.510	-59.14	-19.33	-40.0	19.14	165.00	Horizontal	Horizontal	Pass
2226.800	-54.23	-1.23	-40.0	14.23	360.00	Horizontal	Horizontal	Pass
3739.000	-62.56	13.01	-40.0	22.56	178.00	Horizontal	Horizontal	Pass
5001.000	-59.95	15.87	-40.0	19.95	298.00	Horizontal	Horizontal	Pass
7258.750	-50.84	23.81	-40.0	10.84	352.00	Horizontal	Horizontal	Pass
13367.925	-59.11	16.71	-40.0	19.11	201.00	Horizontal	Horizontal	Pass

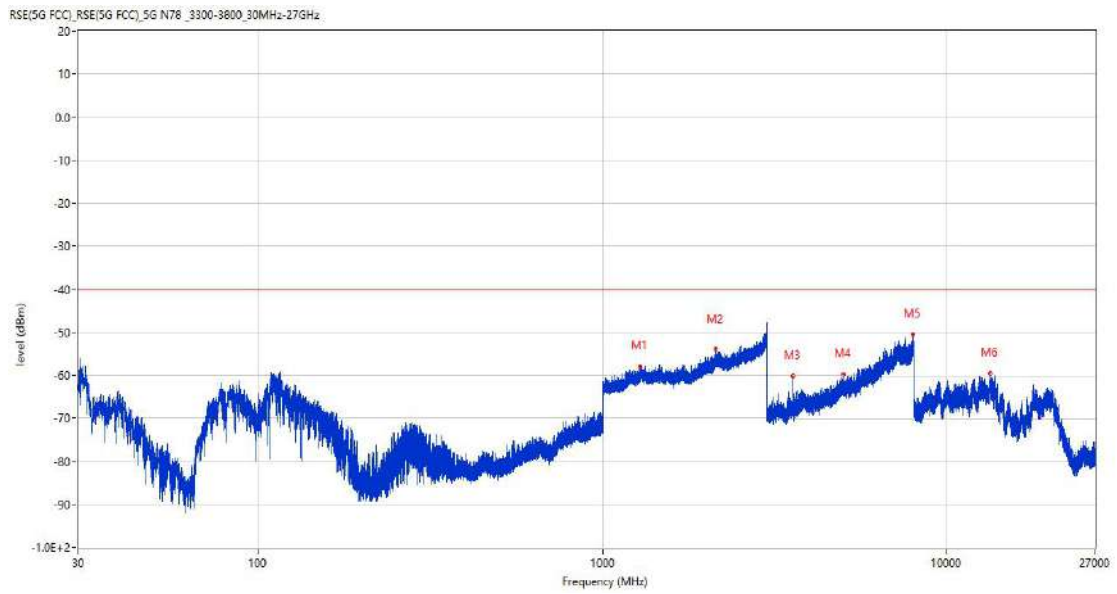
RSE-V&H n48 BW20 CH641666



Frequency (MHz)	Result (dBm)	Factor (dB)	PK Limit (dBm)	Margin (dB)	Table (o)	ANT	EUT	Verdict
1288.300	-57.05	-4.69	-40.0	17.05	134.00	Vertical	Horizontal	Pass
2215.500	-54.64	-1.70	-40.0	14.64	166.00	Vertical	Horizontal	Pass
3834.750	-62.50	13.70	-40.0	22.5	199.00	Vertical	Horizontal	Pass
5111.000	-59.73	15.86	-40.0	19.73	3.00	Vertical	Horizontal	Pass
7969.750	-50.89	24.99	-40.0	10.89	0.00	Vertical	Horizontal	Pass
13384.988	-59.11	16.87	-40.0	19.11	360.00	Vertical	Horizontal	Pass

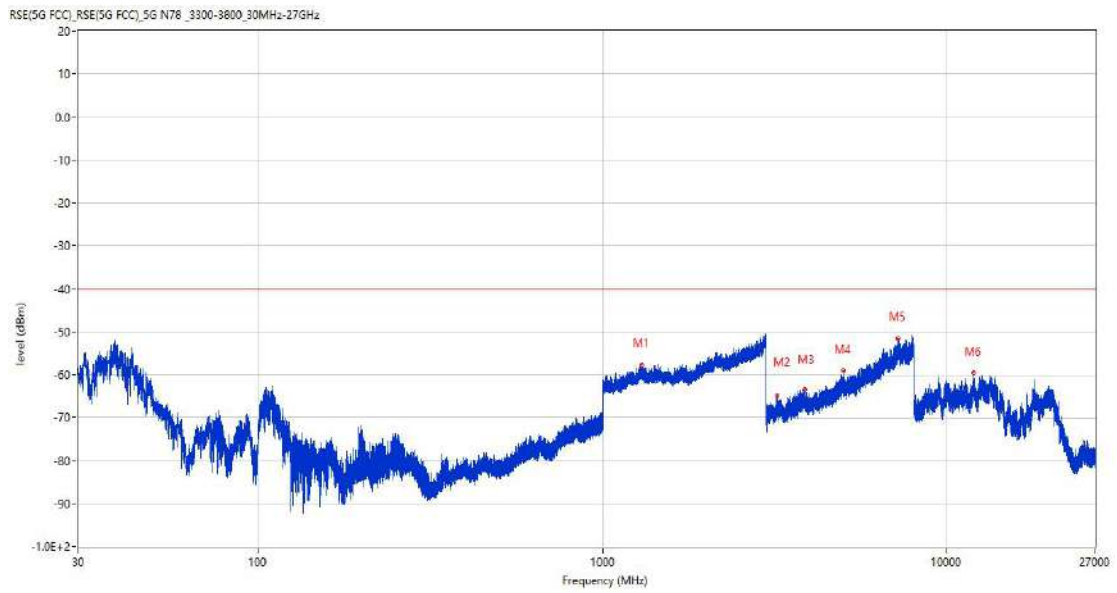
45.2 n48 BW40, QPSK, Middle Channel

RSE-H&H n48 BW40 CH641666



Frequency (MHz)	Result (dBm)	Factor (dB)	PK Limit (dBm)	Margin (dB)	Table (o)	ANT	EUT	Verdict
1287.600	-57.98	-4.74	-40.0	17.98	310.00	Horizontal	Horizontal	Pass
2138.200	-53.93	-1.45	-40.0	13.93	206.00	Horizontal	Horizontal	Pass
3568.500	-60.07	12.23	-40.0	20.07	255.00	Horizontal	Horizontal	N/A
5005.250	-59.60	15.71	-40.0	19.60	46.00	Horizontal	Horizontal	Pass
7955.750	-50.38	24.12	-40.0	10.38	309.00	Horizontal	Horizontal	Pass
13350.075	-59.41	16.54	-40.0	19.41	360.00	Horizontal	Horizontal	Pass

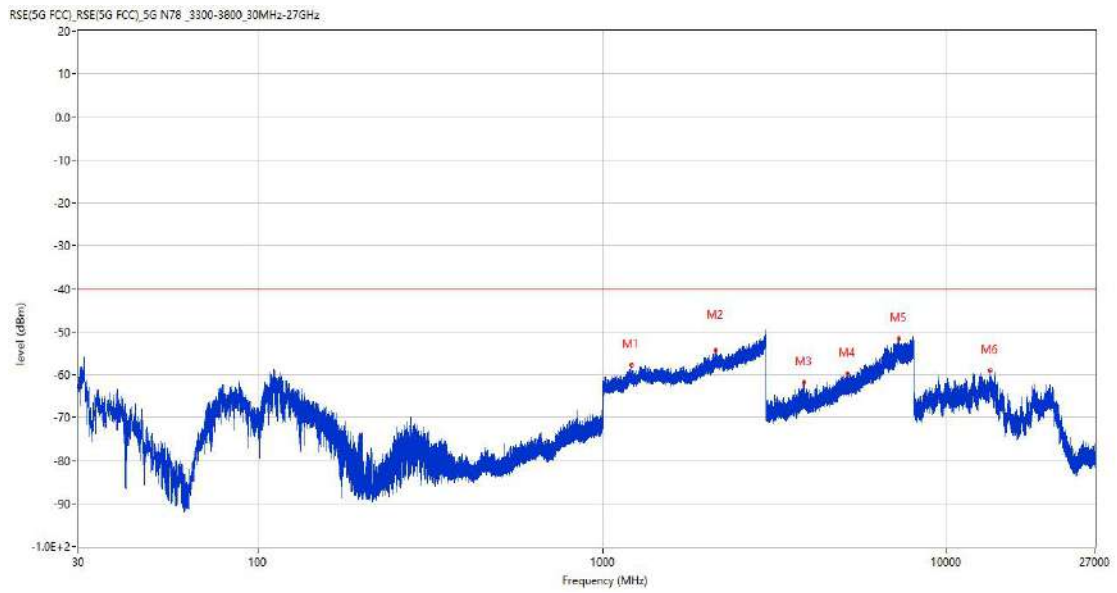
RSE-V&H n48 BW40 CH641666



Frequency (MHz)	Result (dBm)	Factor (dB)	PK Limit (dBm)	Margin (dB)	Table (o)	ANT	EUT	Verdict
1298.600	-57.63	-4.63	-40.0	17.63	141.00	Vertical	Horizontal	Pass
3227.000	-64.86	11.87	-40.0	24.86	352.00	Vertical	Horizontal	Pass
3869.750	-63.21	13.30	-40.0	23.21	331.00	Vertical	Horizontal	Pass
5017.000	-59.00	15.65	-40.0	19.00	155.00	Vertical	Horizontal	Pass
7242.500	-51.42	23.56	-40.0	11.42	0.00	Vertical	Horizontal	Pass
11968.625	-59.48	14.03	-40.0	19.48	159.00	Vertical	Horizontal	Pass

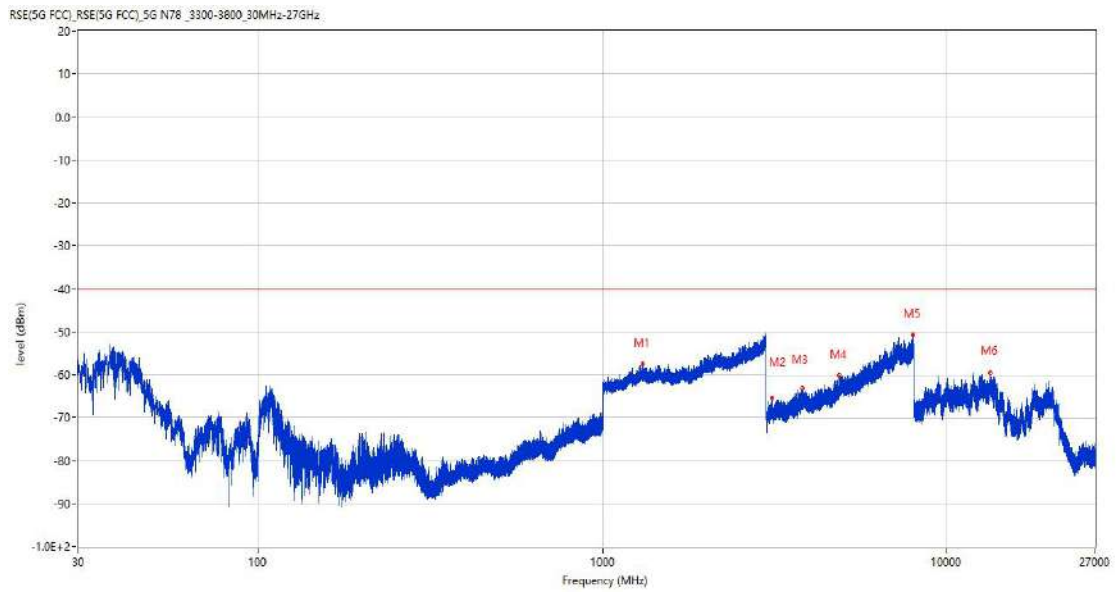
45.3 n48 BW20, PI/2 BPSK, Middle Channel

RSE-H&H n48 BW20 CH641666



Frequency (MHz)	Result (dBm)	Factor (dB)	PK Limit (dBm)	Margin (dB)	Table (o)	ANT	EUT	Verdict
1212.200	-57.85	-5.74	-40.0	17.85	272.00	Horizontal	Horizontal	Pass
2133.300	-54.40	-1.43	-40.0	14.40	1.00	Horizontal	Horizontal	Pass
3849.250	-61.98	13.67	-40.0	21.98	212.00	Horizontal	Horizontal	Pass
5158.750	-59.82	15.89	-40.0	19.82	360.00	Horizontal	Horizontal	Pass
7257.500	-51.78	23.80	-40.0	11.78	2.00	Horizontal	Horizontal	Pass
13384.200	-59.14	16.86	-40.0	19.14	78.00	Horizontal	Horizontal	Pass

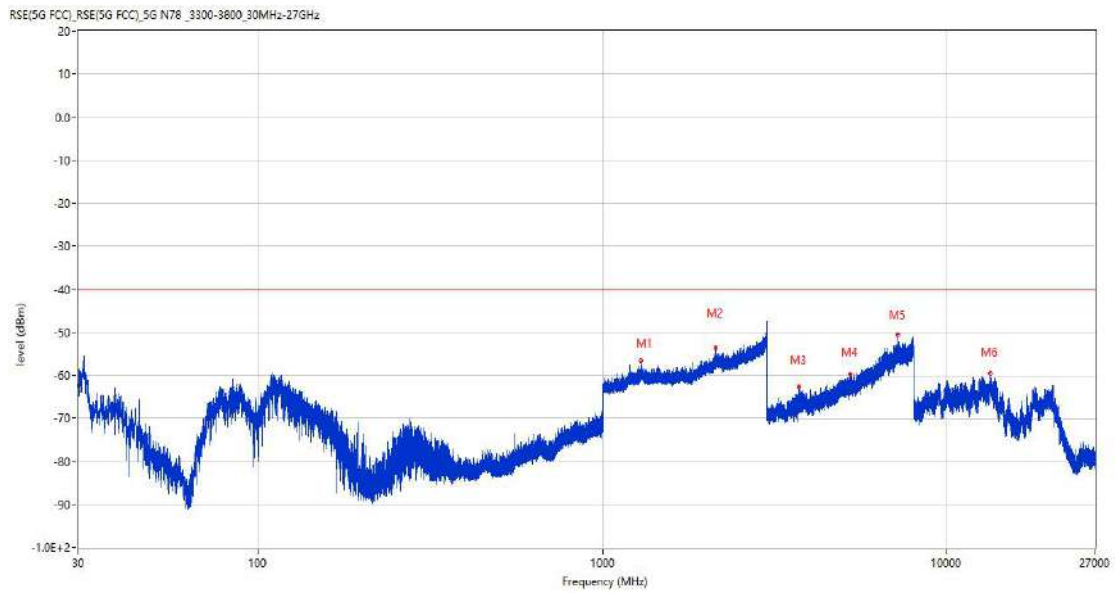
RSE-V&H n48 BW40 CH641666



Frequency (MHz)	Result (dBm)	Factor (dB)	PK Limit (dBm)	Margin (dB)	Table (o)	ANT	EUT	Verdict
1310.800	-57.46	-5.08	-40.0	17.46	2.00	Vertical	Horizontal	Pass
3103.500	-65.37	10.89	-40.0	25.37	185.00	Vertical	Horizontal	Pass
3815.000	-62.98	13.53	-40.0	22.98	197.00	Vertical	Horizontal	Pass
4875.750	-60.22	14.95	-40.0	20.22	229.00	Vertical	Horizontal	Pass
7964.750	-50.66	24.86	-40.0	10.66	330.00	Vertical	Horizontal	Pass
13335.113	-59.32	15.95	-40.0	19.32	3.00	Vertical	Horizontal	Pass

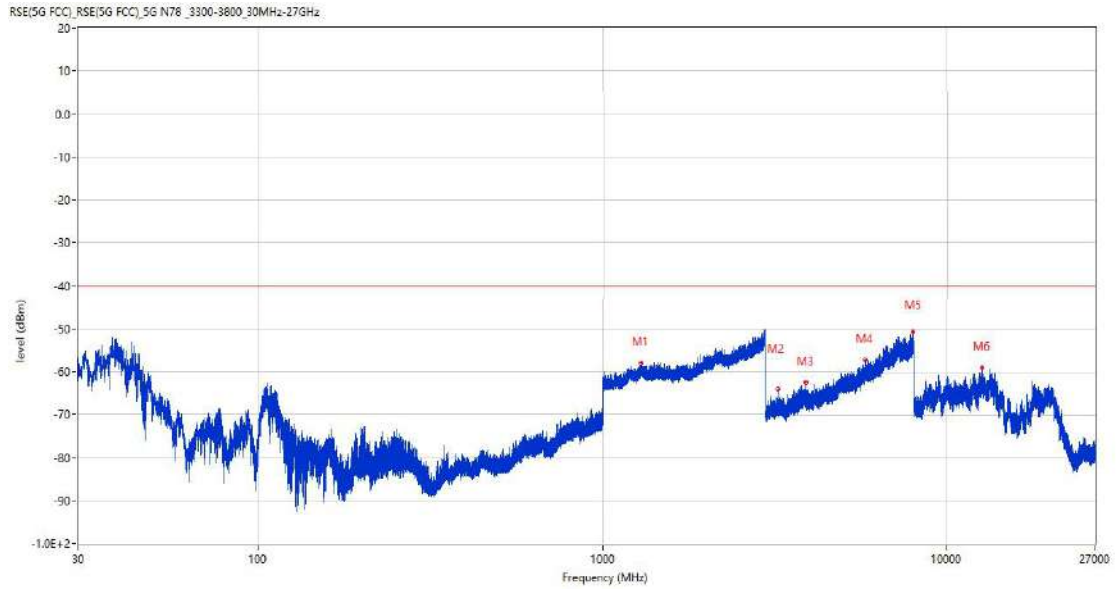
45.4 n48 BW40, PI/2 BPSK, Middle Channel

RSE-H&H n48 BW40 CH641666



Frequency (MHz)	Result (dBm)	Factor (dB)	PK Limit (dBm)	Margin (dB)	Table (o)	ANT	EUT	Verdict
1290.600	-56.72	-4.55	-40.0	16.72	195.00	Horizontal	Horizontal	Pass
2134.400	-53.69	-1.28	-40.0	13.69	77.00	Horizontal	Horizontal	Pass
3733.000	-62.61	12.94	-40.0	22.61	360.00	Horizontal	Horizontal	Pass
5247.000	-59.68	15.32	-40.0	19.68	211.00	Horizontal	Horizontal	Pass
7235.750	-50.37	22.98	-40.0	10.37	45.00	Horizontal	Horizontal	Pass
13333.276	-59.36	15.88	-40.0	19.36	360.00	Horizontal	Horizontal	Pass

RSE-V&H n48 BW40 CH641666

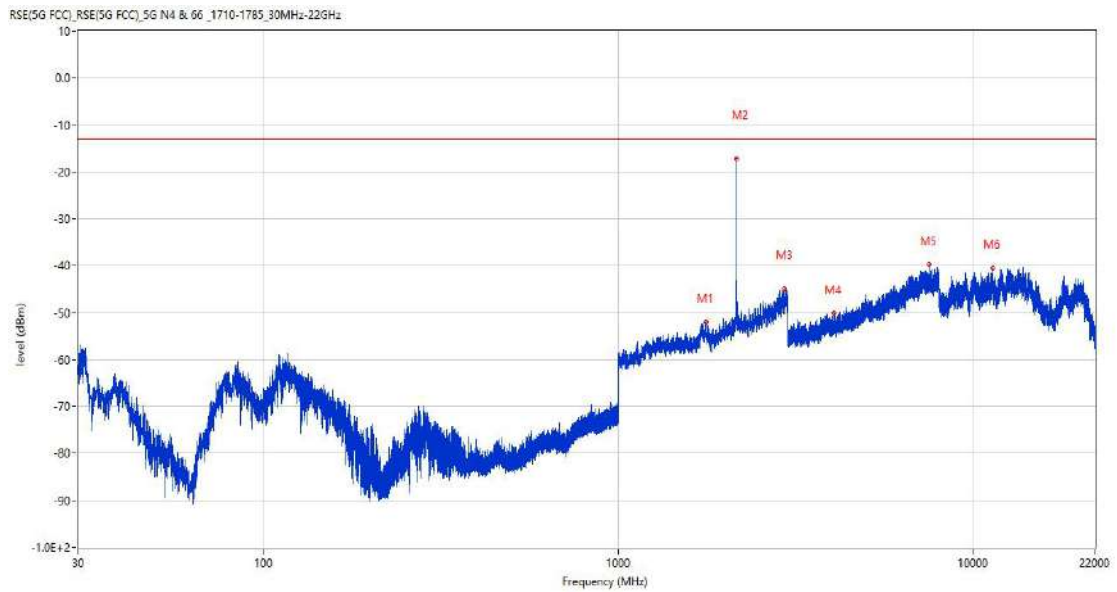


Frequency (MHz)	Result (dBm)	Factor (dB)	PK Limit (dBm)	Margin (dB)	Table (o)	ANT	EUT	Verdict
1292.100	-57.94	-4.58	-40.0	17.94	339.00	Vertical	Horizontal	Pass
3232.000	-64.02	11.72	-40.0	24.02	266.00	Vertical	Horizontal	Pass
3897.750	-62.43	13.44	-40.0	22.43	3.00	Vertical	Horizontal	Pass
5797.750	-57.28	17.27	-40.0	17.28	299.00	Vertical	Horizontal	Pass
7968.750	-50.54	25.12	-40.0	10.54	244.00	Vertical	Horizontal	Pass
12715.325	-59.07	14.85	-40.0	19.07	136.00	Vertical	Horizontal	Pass

46 n66

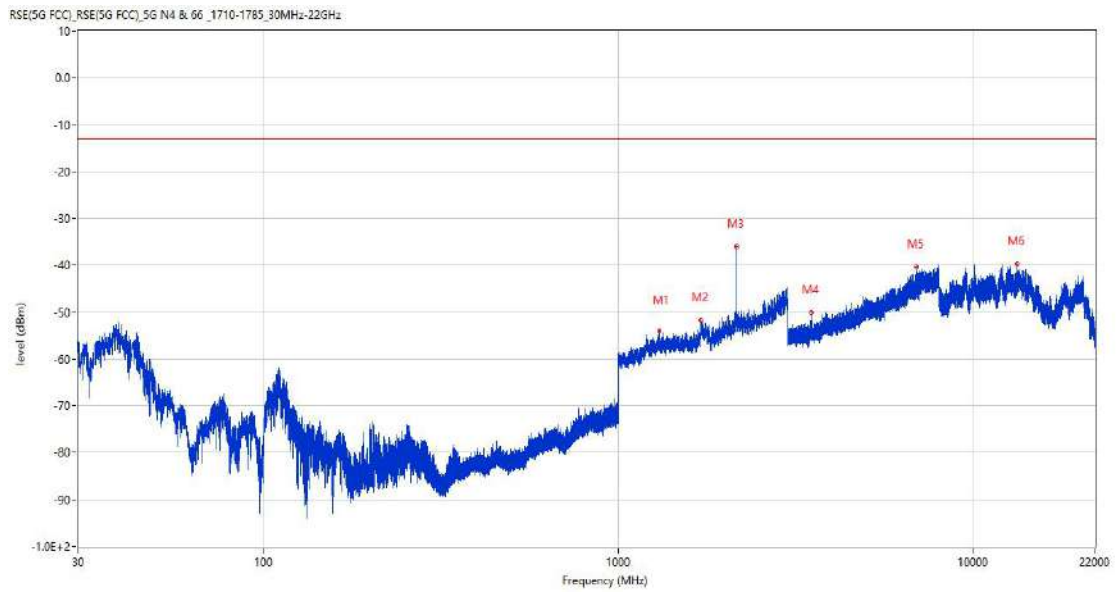
46.1 n66 BW5, QPSK, Middle Channel

RSE-H&H n66 BW5 CH429000



Frequency (MHz)	Result (dBm)	Factor (dB)	PK Limit (dBm)	Margin (dB)	Table (o)	ANT	EUT	Verdict
1758.900	-51.92	0.79	-13.0	38.92	76.00	Horizontal	Horizontal	N/A
2145.300	-17.10	3.14	-13.0	4.10	256.00	Horizontal	Horizontal	N/A
2929.200	-44.82	8.87	-13.0	31.82	1.00	Horizontal	Horizontal	Pass
4034.750	-50.13	6.79	-13.0	37.13	360.00	Horizontal	Horizontal	Pass
7505.000	-39.82	13.78	-13.0	26.82	115.00	Horizontal	Horizontal	Pass
11306.474	-40.46	14.04	-13.0	27.46	277.00	Horizontal	Horizontal	Pass

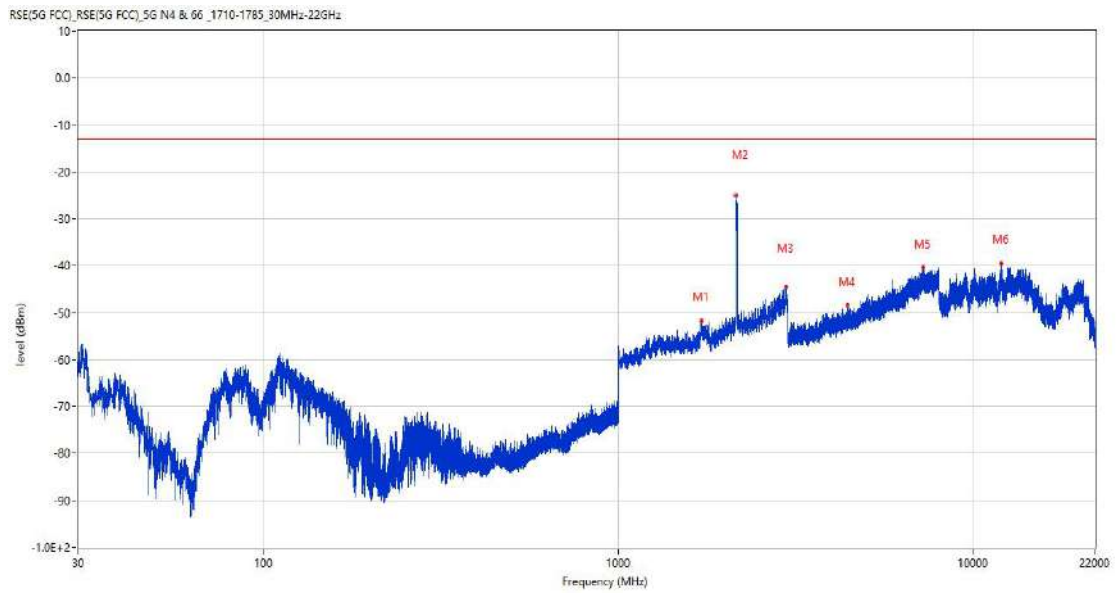
RSE-V&H n66 BW5 CH429000



Frequency (MHz)	Result (dBm)	Factor (dB)	PK Limit (dBm)	Margin (dB)	Table (o)	ANT	EUT	Verdict
1302.700	-54.08	-0.93	-13.0	41.08	115.00	Vertical	Horizontal	Pass
1706.700	-51.72	1.44	-13.0	38.72	308.00	Vertical	Horizontal	Pass
2144.600	-35.92	3.25	-13.0	22.92	296.00	Vertical	Horizontal	N/A
3489.000	-50.13	5.12	-13.0	37.13	244.00	Vertical	Horizontal	Pass
6889.250	-40.40	12.85	-13.0	27.40	132.00	Vertical	Horizontal	Pass
13273.088	-39.78	14.61	-13.0	26.78	250.00	Vertical	Horizontal	Pass

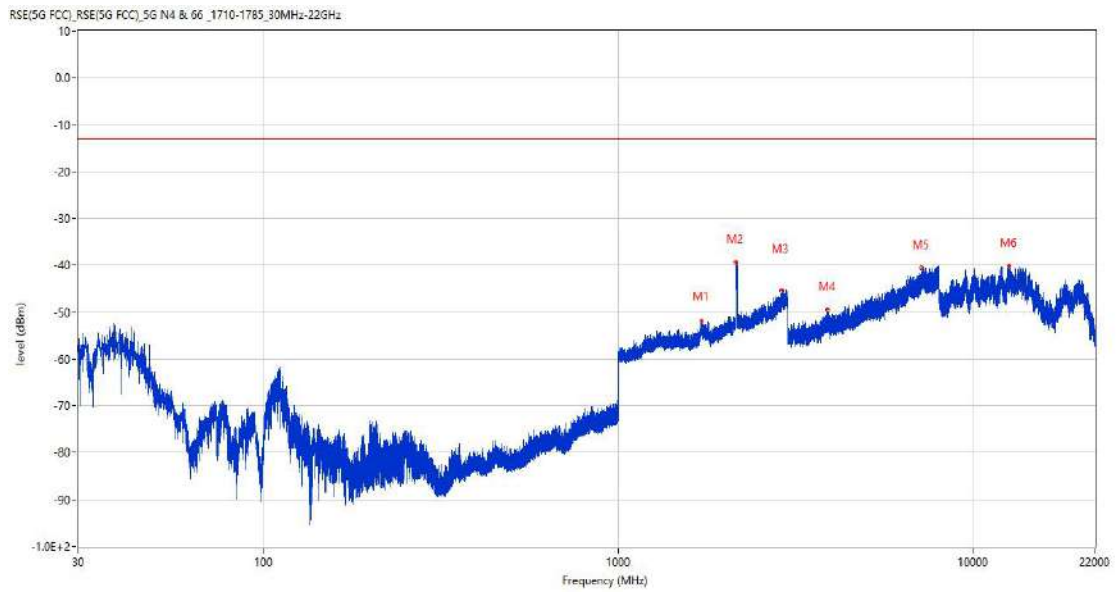
46.2 n66 BW20, QPSK, Middle Channel

RSE-H&H n66 BW20 CH429000



Frequency (MHz)	Result (dBm)	Factor (dB)	PK Limit (dBm)	Margin (dB)	Table (o)	ANT	EUT	Verdict
1716.500	-51.63	1.31	-13.0	38.63	362.00	Horizontal	Horizontal	N/A
2137.900	-24.93	3.16	-13.0	11.93	257.00	Horizontal	Horizontal	N/A
2964.800	-44.57	9.72	-13.0	31.57	200.00	Horizontal	Horizontal	Pass
4426.250	-48.51	7.55	-13.0	35.51	31.00	Horizontal	Horizontal	Pass
7222.500	-40.42	14.13	-13.0	27.42	259.00	Horizontal	Horizontal	Pass
11994.037	-39.41	14.01	-13.0	26.41	198.00	Horizontal	Horizontal	Pass

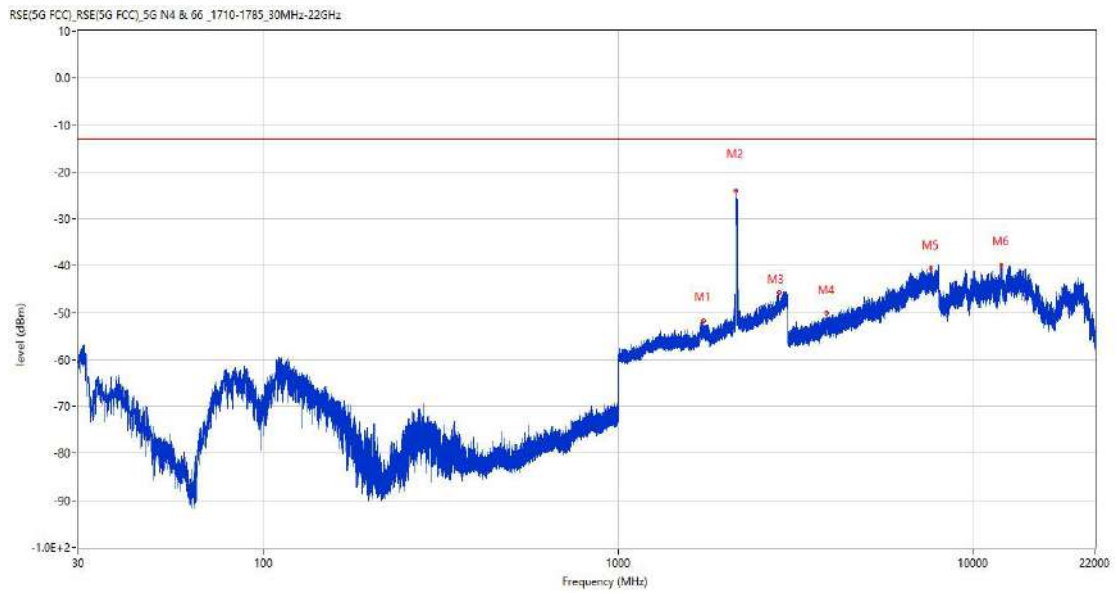
RSE-V&H n66 BW20 CH429000



Frequency (MHz)	Result (dBm)	Factor (dB)	PK Limit (dBm)	Margin (dB)	Table (o)	ANT	EUT	Verdict
1713.000	-51.99	1.35	-13.0	38.99	153.00	Vertical	Horizontal	N/A
2140.000	-39.34	3.21	-13.0	26.34	307.00	Vertical	Horizontal	N/A
2875.900	-45.36	8.92	-13.0	32.36	217.00	Vertical	Horizontal	Pass
3868.750	-49.54	6.98	-13.0	36.54	167.00	Vertical	Horizontal	Pass
7121.000	-40.63	13.81	-13.0	27.63	99.00	Vertical	Horizontal	Pass
12570.687	-40.19	13.70	-13.0	27.19	360.00	Vertical	Horizontal	Pass

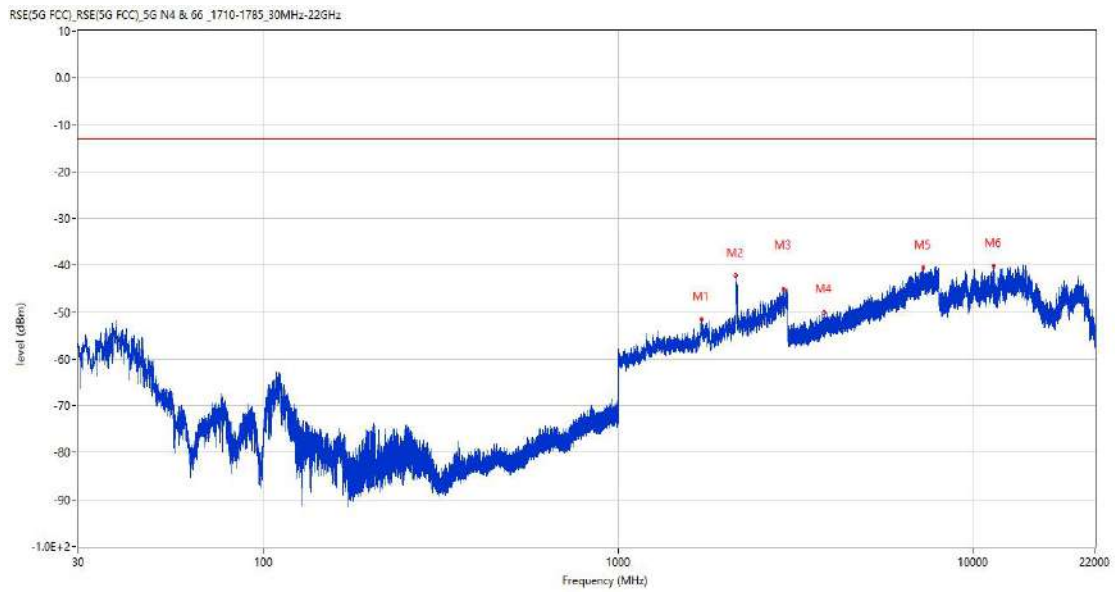
46.3 n66 BW30, QPSK, Middle Channel

RSE-H&H n66 BW30 CH429000



Frequency (MHz)	Result (dBm)	Factor (dB)	PK Limit (dBm)	Margin (dB)	Table (o)	ANT	EUT	Verdict
1731.000	-51.82	1.11	-13.0	38.82	2.00	Horizontal	Horizontal	N/A
2135.900	-23.92	3.13	-13.0	10.92	252.00	Horizontal	Horizontal	N/A
2833.900	-45.80	8.00	-13.0	32.80	26.00	Horizontal	Horizontal	Pass
3862.750	-50.16	7.13	-13.0	37.16	352.00	Horizontal	Horizontal	Pass
7576.000	-40.52	14.28	-13.0	27.52	259.00	Horizontal	Horizontal	Pass
11997.125	-39.84	14.01	-13.0	26.84	360.00	Horizontal	Horizontal	Pass

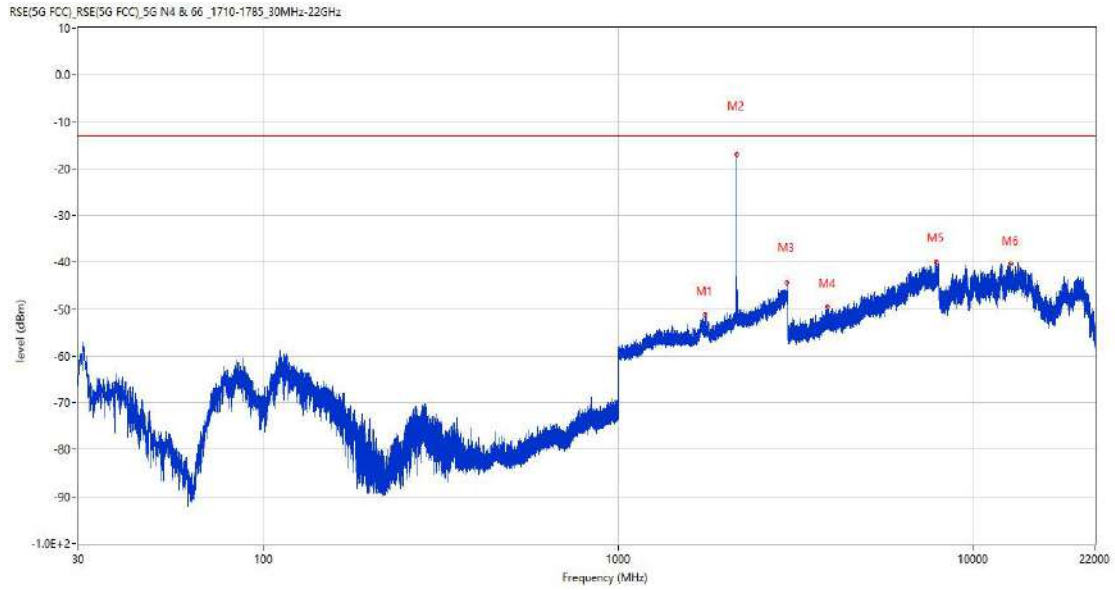
RSE-V&H n66 BW30 CH429000



Frequency (MHz)	Result (dBm)	Factor (dB)	PK Limit (dBm)	Margin (dB)	Table (o)	ANT	EUT	Verdict
1716.800	-51.47	1.30	-13.0	38.47	231.00	Vertical	Horizontal	N/A
2134.400	-42.14	3.26	-13.0	29.14	302.00	Vertical	Horizontal	N/A
2918.600	-45.21	9.63	-13.0	32.21	97.00	Vertical	Horizontal	Pass
3802.250	-49.98	5.98	-13.0	36.98	124.00	Vertical	Horizontal	Pass
7195.500	-40.61	14.42	-13.0	27.61	360.00	Vertical	Horizontal	Pass
11355.400	-40.21	12.79	-13.0	27.21	195.00	Vertical	Horizontal	Pass

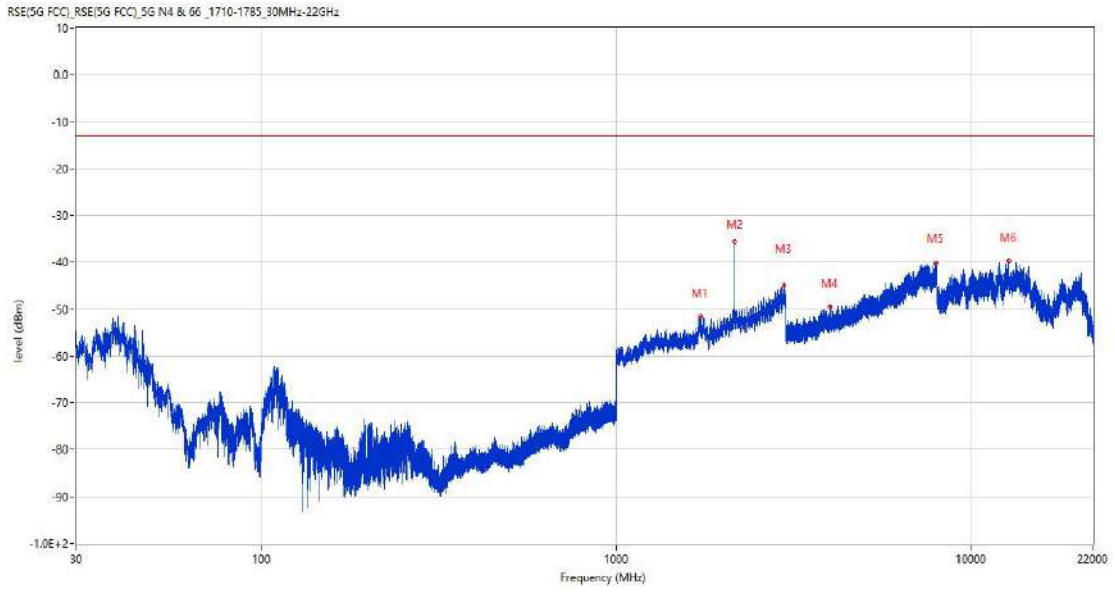
46.4 n66 BW5, PI/2 BPSK, Middle Channel

RSE-H&H n66 BW5 CH429000



Frequency (MHz)	Result (dBm)	Factor (dB)	PK Limit (dBm)	Margin (dB)	Table (o)	ANT	EUT	Verdict
1750.500	-51.09	0.84	-13.0	38.09	361.00	Horizontal	Horizontal	N/A
2144.800	-16.93	3.22	-13.0	3.93	247.00	Horizontal	Horizontal	N/A
2981.900	-44.26	9.39	-13.0	31.26	299.00	Horizontal	Horizontal	Pass
3873.750	-49.39	7.15	-13.0	36.39	189.00	Horizontal	Horizontal	Pass
7834.500	-39.82	14.66	-13.0	26.82	143.00	Horizontal	Horizontal	Pass
12709.625	-40.36	14.85	-13.0	27.36	178.00	Horizontal	Horizontal	Pass

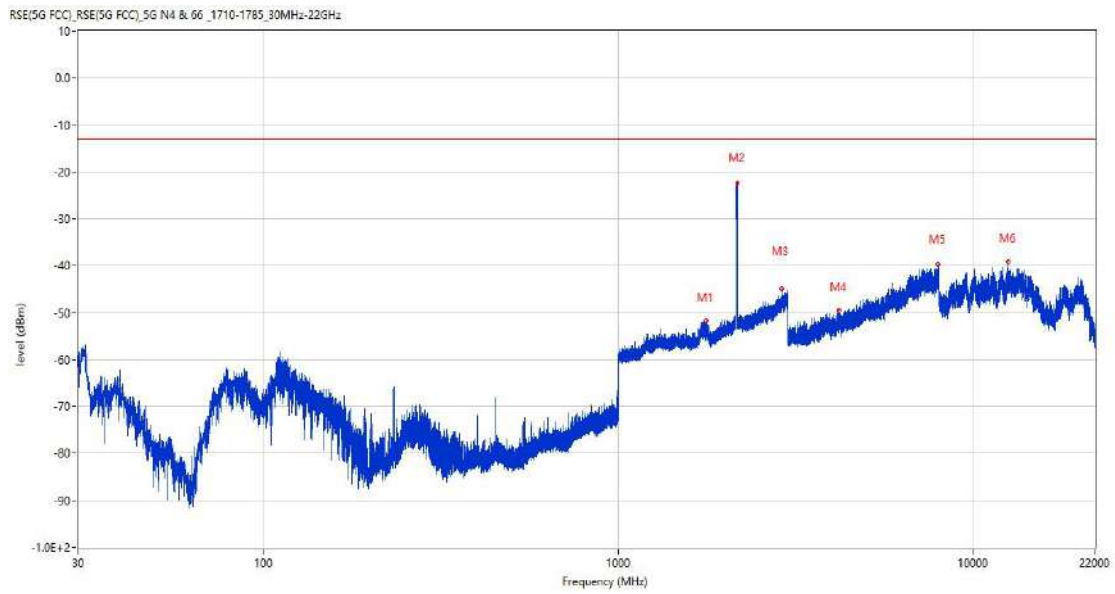
RSE-V&H n66 BW5 CH429000



Frequency (MHz)	Result (dBm)	Factor (dB)	PK Limit (dBm)	Margin (dB)	Table (o)	ANT	EUT	Verdict
1719.700	-51.56	1.26	-13.0	38.56	226.00	Vertical	Horizontal	N/A
2145.300	-35.61	3.14	-13.0	22.61	309.00	Vertical	Horizontal	N/A
2963.000	-44.92	9.84	-13.0	31.92	328.00	Vertical	Horizontal	Pass
3992.000	-49.37	7.20	-13.0	36.37	70.00	Vertical	Horizontal	Pass
7950.750	-40.03	15.06	-13.0	27.03	160.00	Vertical	Horizontal	Pass
12736.938	-39.65	14.81	-13.0	26.65	88.00	Vertical	Horizontal	Pass

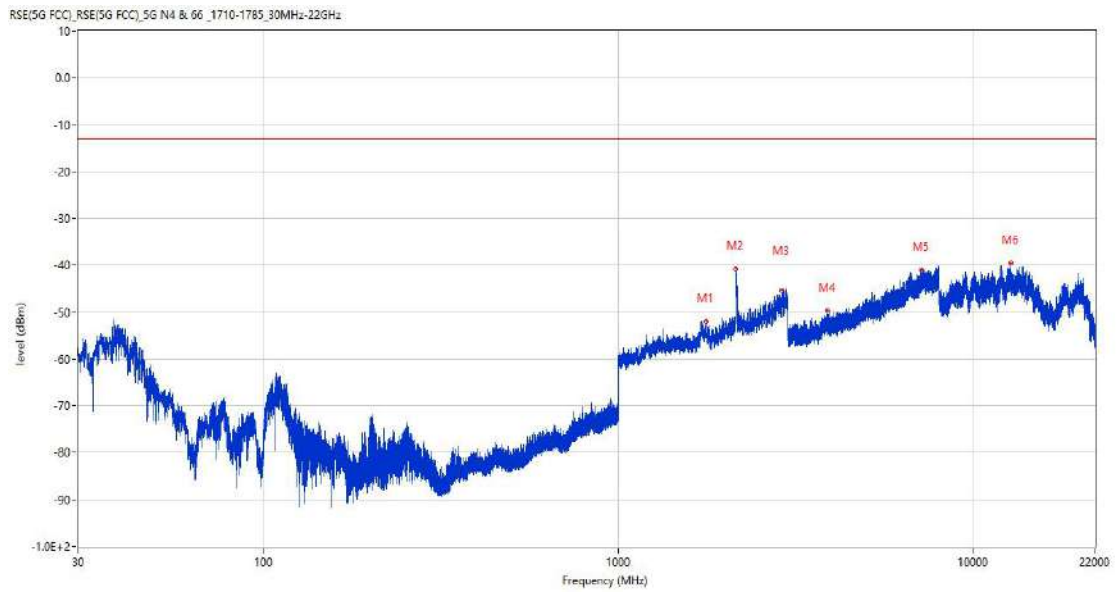
46.5 n66 BW20, PI/2 BPSK, Middle Channel

RSE-H&H n66 BW20 CH429000



Frequency (MHz)	Result (dBm)	Factor (dB)	PK Limit (dBm)	Margin (dB)	Table (o)	ANT	EUT	Verdict
1761.500	-51.72	0.77	-13.0	38.72	331.00	Horizontal	Horizontal	N/A
2154.800	-22.24	3.03	-13.0	9.24	248.00	Horizontal	Horizontal	N/A
2879.500	-44.86	8.84	-13.0	31.86	32.00	Horizontal	Horizontal	Pass
4168.500	-49.55	6.14	-13.0	36.55	56.00	Horizontal	Horizontal	Pass
7946.250	-39.75	15.13	-13.0	26.75	295.00	Horizontal	Horizontal	Pass
12499.675	-39.17	14.62	-13.0	26.17	303.00	Horizontal	Horizontal	Pass

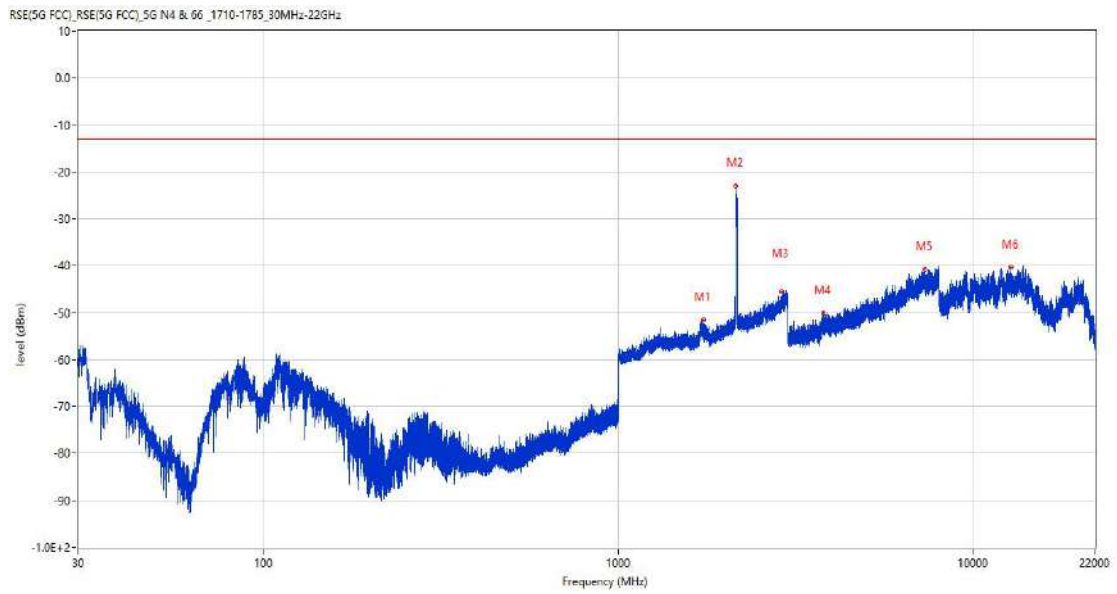
RSE-V&H n66 BW20 CH429000



Frequency (MHz)	Result (dBm)	Factor (dB)	PK Limit (dBm)	Margin (dB)	Table (o)	ANT	EUT	Verdict
1758.200	-51.99	0.79	-13.0	38.99	360.00	Vertical	Horizontal	N/A
2137.500	-40.70	3.17	-13.0	27.70	0.00	Vertical	Horizontal	N/A
2879.600	-45.34	8.83	-13.0	32.34	153.00	Vertical	Horizontal	Pass
3869.000	-49.74	6.96	-13.0	36.74	121.00	Vertical	Horizontal	Pass
7145.000	-40.94	13.78	-13.0	27.94	53.00	Vertical	Horizontal	Pass
12702.975	-39.61	14.87	-13.0	26.61	341.00	Vertical	Horizontal	Pass

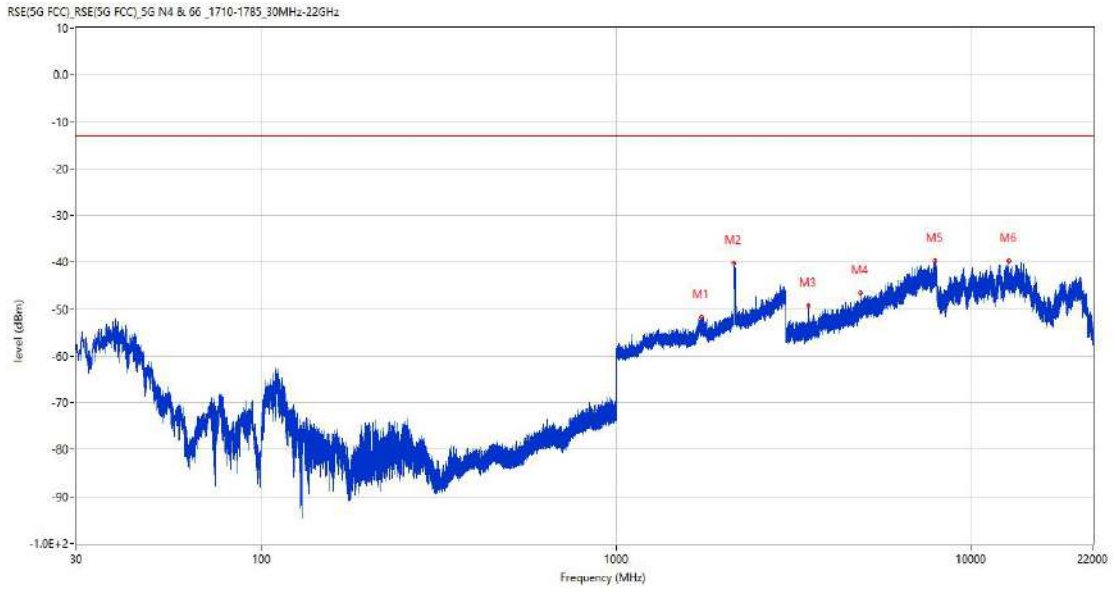
46.6 n66 BW30, PI/2 BPSK, Middle Channel

RSE-H&H n66 BW30 CH429000



Frequency (MHz)	Result (dBm)	Factor (dB)	PK Limit (dBm)	Margin (dB)	Table (o)	ANT	EUT	Verdict
1729.200	-51.60	1.13	-13.0	38.60	167.00	Horizontal	Horizontal	N/A
2139.300	-23.01	3.23	-13.0	10.01	251.00	Horizontal	Horizontal	N/A
2876.700	-45.60	8.89	-13.0	32.60	238.00	Horizontal	Horizontal	Pass
3761.750	-50.16	6.84	-13.0	37.16	179.00	Horizontal	Horizontal	Pass
7298.000	-40.71	13.93	-13.0	27.71	303.00	Horizontal	Horizontal	Pass
12723.401	-40.40	14.83	-13.0	27.40	270.00	Horizontal	Horizontal	Pass

RSE-V&H n66 BW30 CH429000

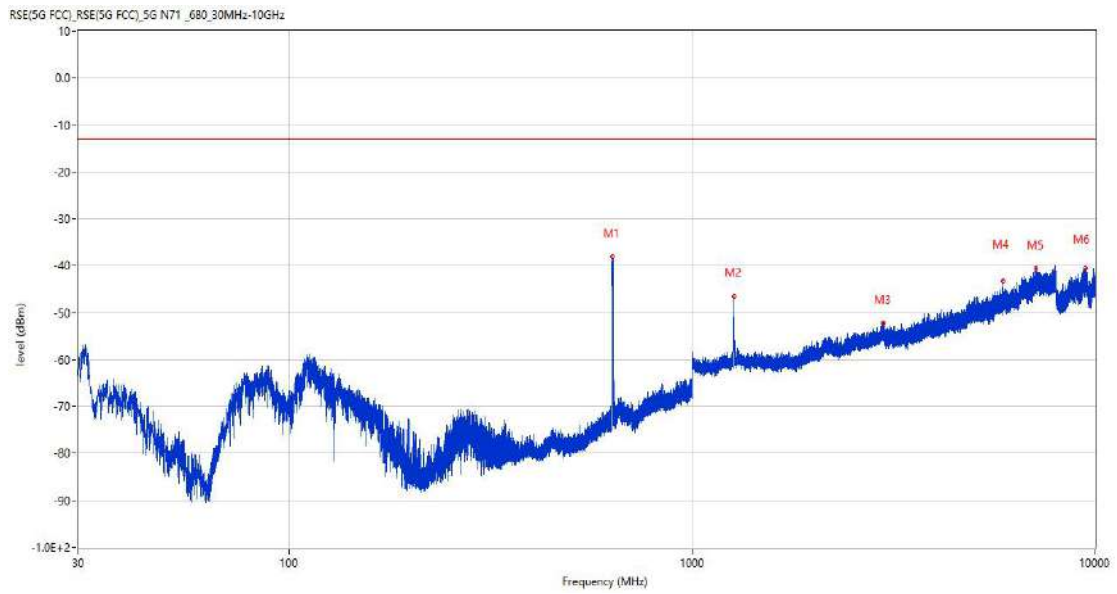


Frequency (MHz)	Result (dBm)	Factor (dB)	PK Limit (dBm)	Margin (dB)	Table (o)	ANT	EUT	Verdict
1730.600	-51.71	1.11	-13.0	38.71	1.00	Vertical	Horizontal	N/A
2133.300	-40.23	3.09	-13.0	27.23	122.00	Vertical	Horizontal	N/A
3462.000	-49.32	5.00	-13.0	36.32	24.00	Vertical	Horizontal	Pass
4864.250	-46.54	7.78	-13.0	33.54	1.00	Vertical	Horizontal	Pass
7883.000	-39.80	14.82	-13.0	26.80	1.00	Vertical	Horizontal	Pass
12714.613	-39.72	14.85	-13.0	26.72	255.00	Vertical	Horizontal	Pass

47 n71

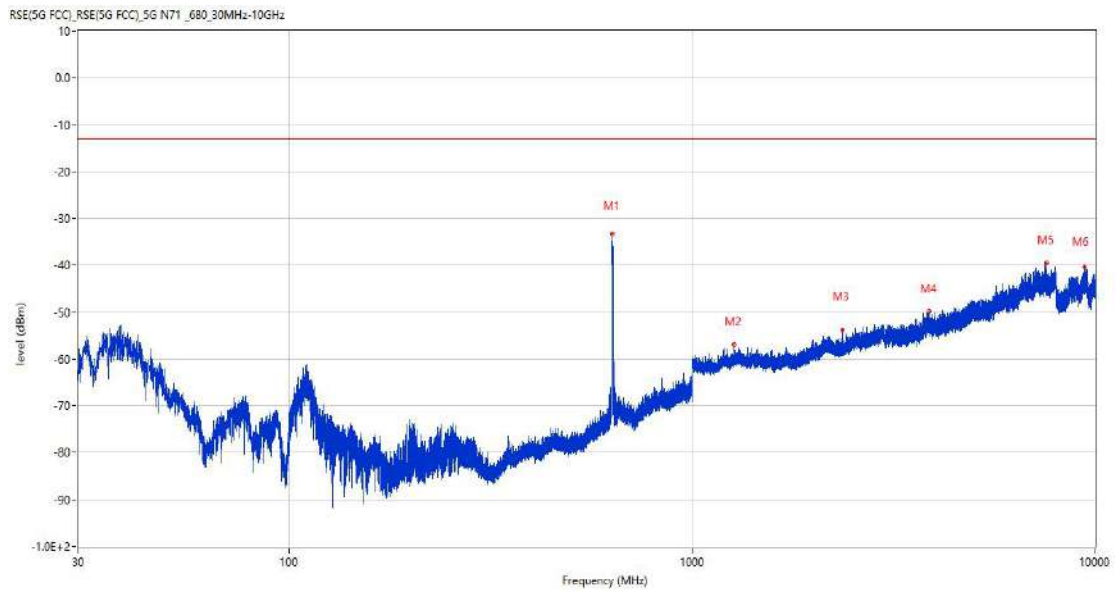
47.1 n71 BW5, QPSK, Middle Channel

RSE-H&H n71 BW5 CH126900



Frequency (MHz)	Result (dBm)	Factor (dB)	PK Limit (dBm)	Margin (dB)	Table (o)	ANT	EUT	Verdict
634.262	-38.05	-0.82	-13.0	25.05	343.00	Horizontal	Horizontal	N/A
1270.500	-46.45	-5.04	-13.0	33.45	241.00	Horizontal	Horizontal	Pass
2976.700	-52.14	2.53	-13.0	39.14	115.00	Horizontal	Horizontal	Pass
5899.000	-43.21	10.37	-13.0	30.21	360.00	Horizontal	Horizontal	Pass
7129.000	-40.64	13.86	-13.0	27.64	197.00	Horizontal	Horizontal	Pass
9447.500	-40.63	13.76	-13.0	27.63	7.00	Horizontal	Horizontal	Pass

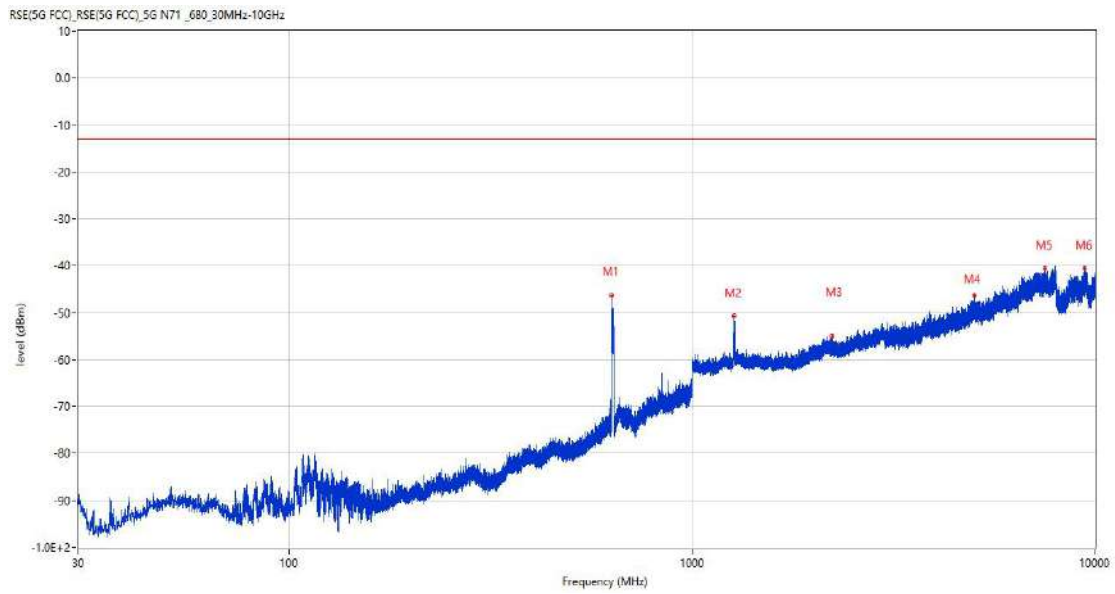
RSE-V&H n71 BW5 CH126900



Frequency (MHz)	Result (dBm)	Factor (dB)	PK Limit (dBm)	Margin (dB)	Table (o)	ANT	EUT	Verdict
633.922	-33.25	-0.80	-13.0	20.25	355.00	Vertical	Horizontal	N/A
1272.200	-56.97	-5.20	-13.0	43.97	254.00	Vertical	Horizontal	Pass
2357.400	-53.76	-1.86	-13.0	40.76	254.00	Vertical	Horizontal	Pass
3872.250	-49.90	7.09	-13.0	36.90	142.00	Vertical	Horizontal	Pass
7571.750	-39.49	14.15	-13.0	26.49	15.00	Vertical	Horizontal	Pass
9443.200	-40.43	13.72	-13.0	27.43	1.00	Vertical	Horizontal	Pass

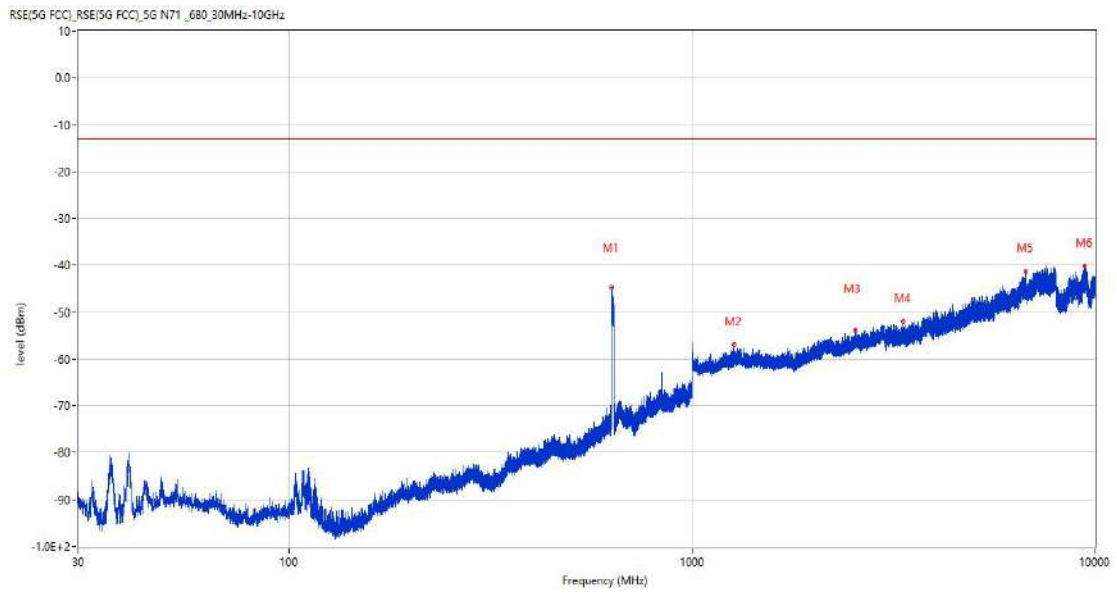
47.2 n71 BW10, QPSK, Middle Channel

RSE-H&H n71 BW10 CH126900



Frequency (MHz)	Result (dBm)	Factor (dB)	PK Limit (dBm)	Margin (dB)	Table (o)	ANT	EUT	Verdict
632.418	-46.25	-0.80	-13.0	33.25	355.00	Horizontal	Horizontal	N/A
1270.900	-50.78	-5.00	-13.0	37.78	254.00	Horizontal	Horizontal	Pass
2219.400	-54.94	-2.05	-13.0	41.94	312.00	Horizontal	Horizontal	Pass
5014.000	-46.39	8.94	-13.0	33.39	246.00	Horizontal	Horizontal	Pass
7482.500	-40.63	14.08	-13.0	27.63	281.00	Horizontal	Horizontal	Pass
9433.600	-40.57	13.65	-13.0	27.57	1.00	Horizontal	Horizontal	Pass

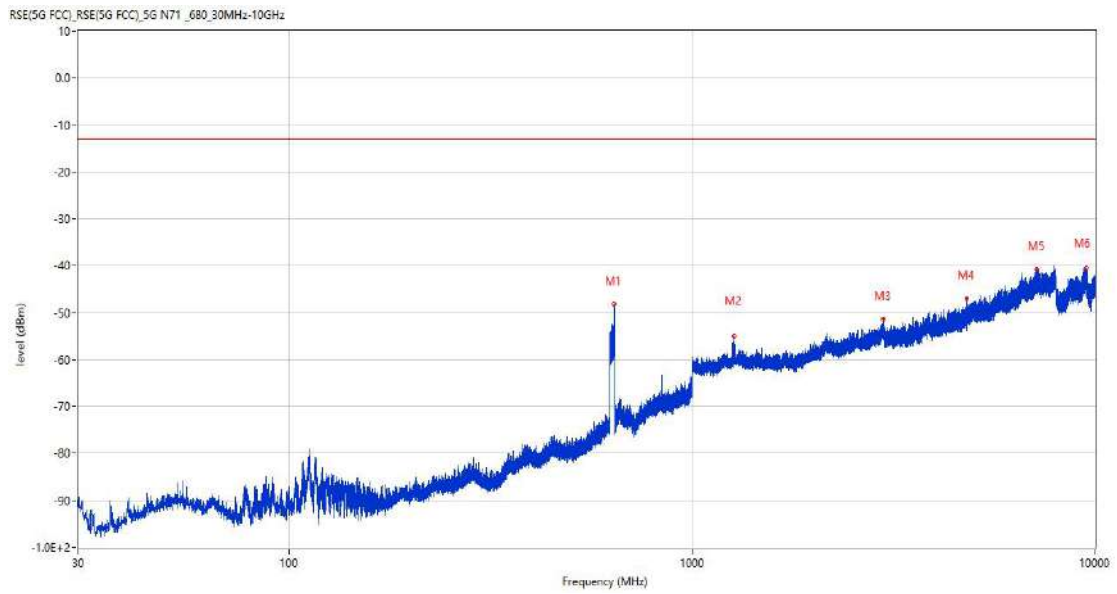
RSE-V&H n71 BW10 CH126900



Frequency (MHz)	Result (dBm)	Factor (dB)	PK Limit (dBm)	Margin (dB)	Table (o)	ANT	EUT	Verdict
630.042	-44.77	-0.70	-13.0	31.77	355.00	Vertical	Horizontal	N/A
1270.800	-56.87	-4.99	-13.0	43.87	285.00	Vertical	Horizontal	Pass
2548.900	-53.82	-0.53	-13.0	40.82	0.00	Vertical	Horizontal	Pass
3334.250	-51.92	4.48	-13.0	38.92	40.00	Vertical	Horizontal	Pass
6725.750	-41.27	13.18	-13.0	28.27	316.00	Vertical	Horizontal	Pass
9442.300	-40.07	13.72	-13.0	27.07	243.00	Vertical	Horizontal	Pass

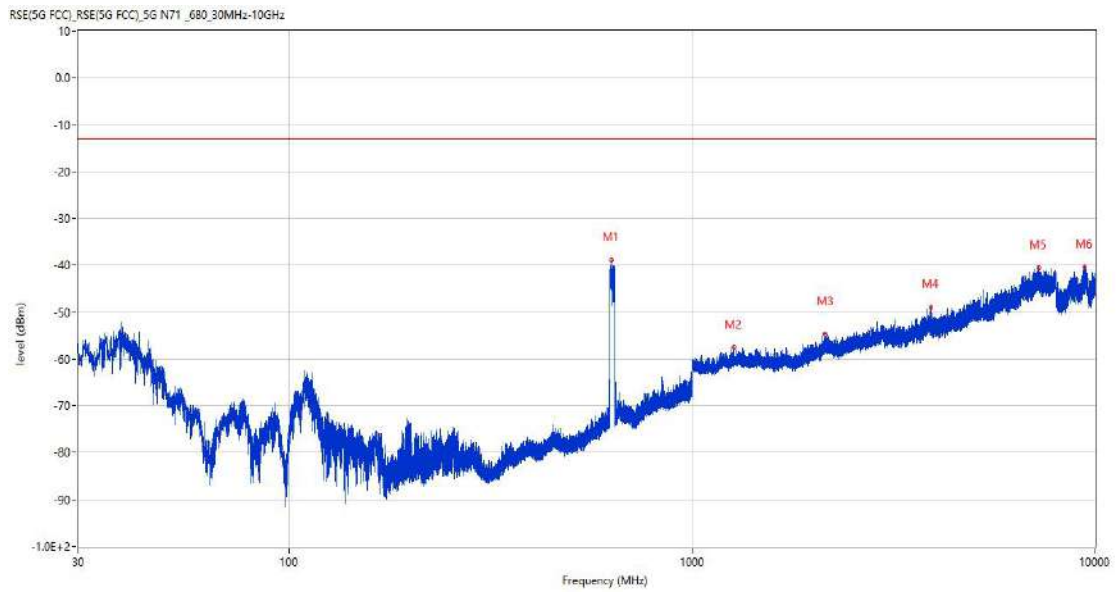
47.3 n71 BW20, QPSK, Middle Channel

RSE-H&H n71 BW20 CH126900



Frequency (MHz)	Result (dBm)	Factor (dB)	PK Limit (dBm)	Margin (dB)	Table (o)	ANT	EUT	Verdict
641.439	-48.21	-0.77	-13.0	35.21	260.00	Horizontal	Horizontal	N/A
1272.600	-55.02	-5.20	-13.0	42.02	260.00	Horizontal	Horizontal	Pass
2984.300	-51.28	2.49	-13.0	38.28	162.00	Horizontal	Horizontal	Pass
4804.250	-46.90	7.75	-13.0	33.90	58.00	Horizontal	Horizontal	Pass
7177.750	-40.77	14.09	-13.0	27.77	125.00	Horizontal	Horizontal	Pass
9497.900	-40.52	12.76	-13.0	27.52	147.00	Horizontal	Horizontal	Pass

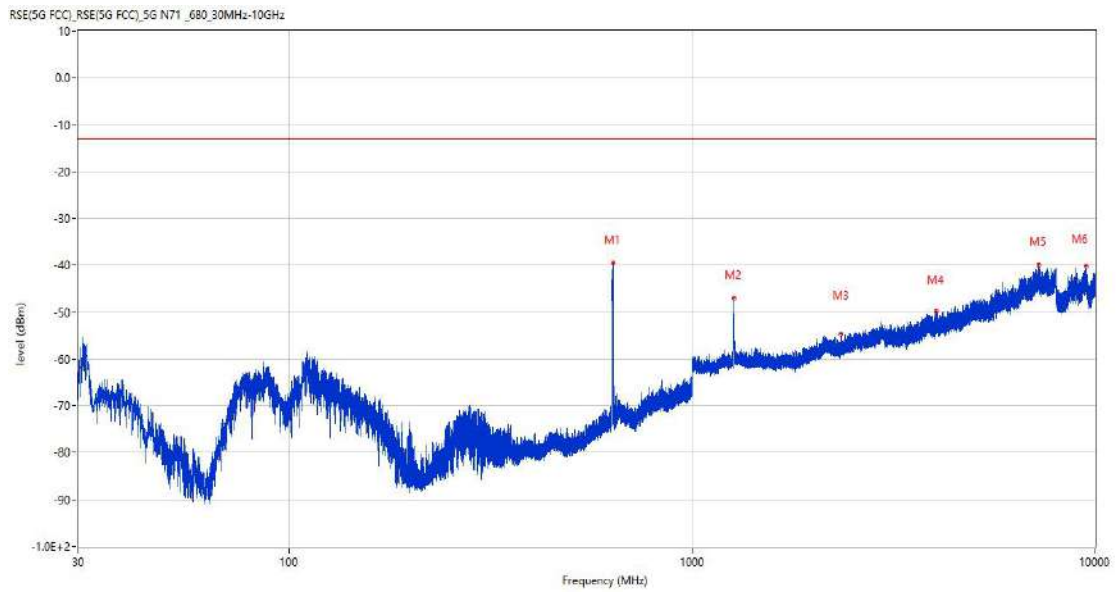
RSE-V&H n71 BW20 CH126900



Frequency (MHz)	Result (dBm)	Factor (dB)	PK Limit (dBm)	Margin (dB)	Table (o)	ANT	EUT	Verdict
632.467	-38.95	-0.81	-13.0	25.95	325.00	Vertical	Horizontal	N/A
1266.700	-57.57	-4.95	-13.0	44.57	285.00	Vertical	Horizontal	Pass
2137.900	-54.66	-2.12	-13.0	41.66	33.00	Vertical	Horizontal	Pass
3906.000	-48.94	7.09	-13.0	35.94	229.00	Vertical	Horizontal	Pass
7260.500	-40.49	14.72	-13.0	27.49	42.00	Vertical	Horizontal	Pass
9445.300	-40.34	13.74	-13.0	27.34	363.00	Vertical	Horizontal	Pass

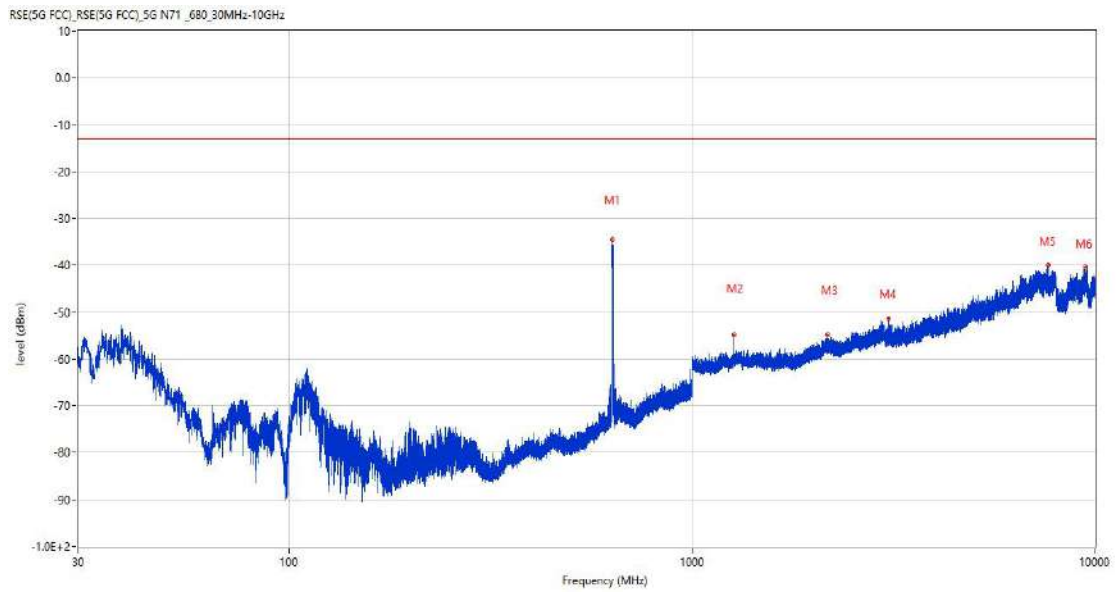
47.4 n71 BW5, PI/2 BPSK, Middle Channel

RSE-H&H n71 BW5 CH126900



Frequency (MHz)	Result (dBm)	Factor (dB)	PK Limit (dBm)	Margin (dB)	Table (o)	ANT	EUT	Verdict
636.201	-39.50	-0.68	-13.0	26.50	262.00	Horizontal	Horizontal	N/A
1268.000	-46.94	-5.05	-13.0	33.94	252.00	Horizontal	Horizontal	Pass
2332.700	-54.69	-2.29	-13.0	41.69	206.00	Horizontal	Horizontal	Pass
4032.250	-49.81	6.89	-13.0	36.81	195.00	Horizontal	Horizontal	Pass
7229.000	-39.98	14.30	-13.0	26.98	360.00	Horizontal	Horizontal	Pass
9502.800	-40.09	12.75	-13.0	27.09	360.00	Horizontal	Horizontal	Pass

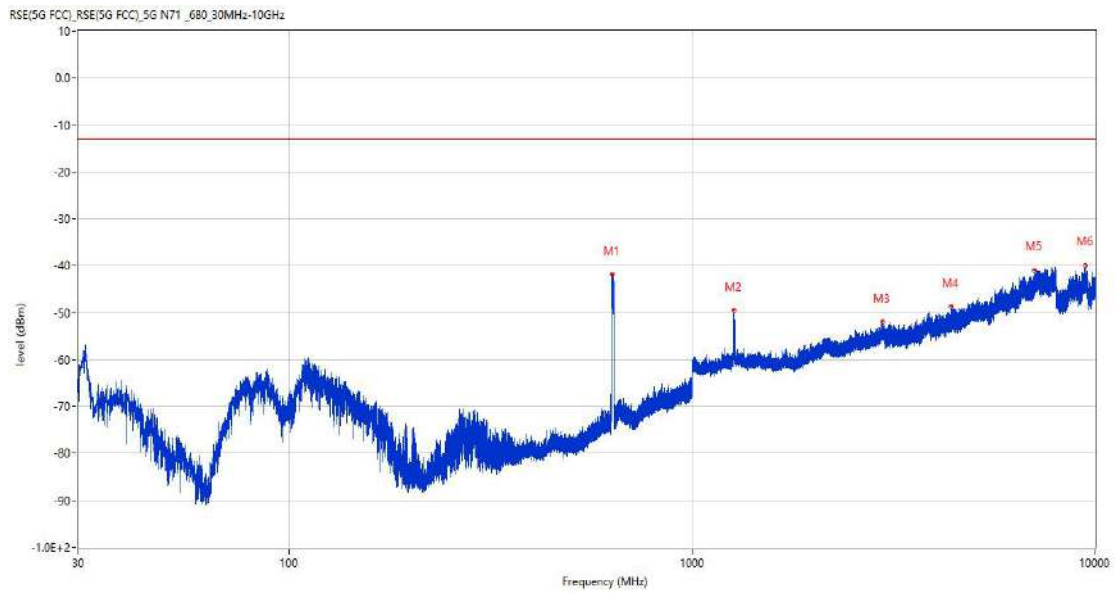
RSE-V&H n71 BW5 CH126900



Frequency (MHz)	Result (dBm)	Factor (dB)	PK Limit (dBm)	Margin (dB)	Table (o)	ANT	EUT	Verdict
633.825	-34.59	-0.80	-13.0	21.59	355.00	Vertical	Horizontal	N/A
1269.900	-54.92	-5.11	-13.0	41.92	253.00	Vertical	Horizontal	Pass
2168.800	-54.82	-2.28	-13.0	41.82	305.00	Vertical	Horizontal	Pass
3074.000	-51.22	3.83	-13.0	38.22	75.00	Vertical	Horizontal	Pass
7652.250	-39.95	13.63	-13.0	26.95	143.00	Vertical	Horizontal	Pass
9453.500	-40.39	13.71	-13.0	27.39	77.00	Vertical	Horizontal	Pass

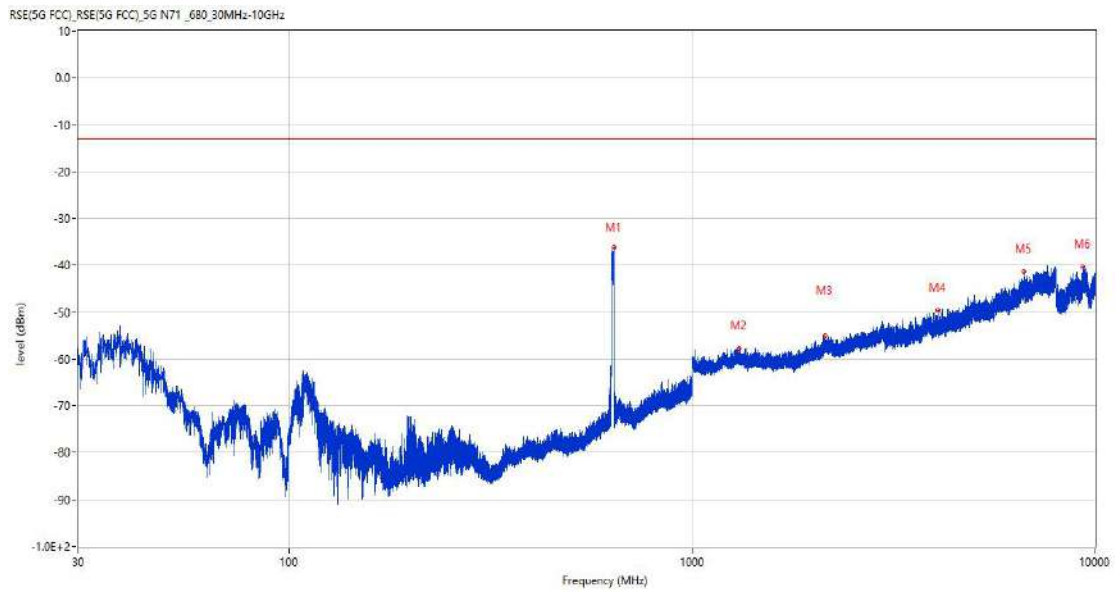
47.5 n71 BW10, PI/2 BPSK, Middle Channel

RSE-H&H n71 BW10 CH126900



Frequency (MHz)	Result (dBm)	Factor (dB)	PK Limit (dBm)	Margin (dB)	Table (o)	ANT	EUT	Verdict
633.777	-41.80	-0.80	-13.0	28.80	353.00	Horizontal	Horizontal	N/A
1266.700	-49.53	-4.95	-13.0	36.53	246.00	Horizontal	Horizontal	Pass
2968.800	-51.94	2.79	-13.0	38.94	279.00	Horizontal	Horizontal	Pass
4383.750	-48.64	6.96	-13.0	35.64	194.00	Horizontal	Horizontal	Pass
7062.750	-41.06	13.27	-13.0	28.06	228.00	Horizontal	Horizontal	Pass
9487.901	-39.82	12.98	-13.0	26.82	360.00	Horizontal	Horizontal	Pass

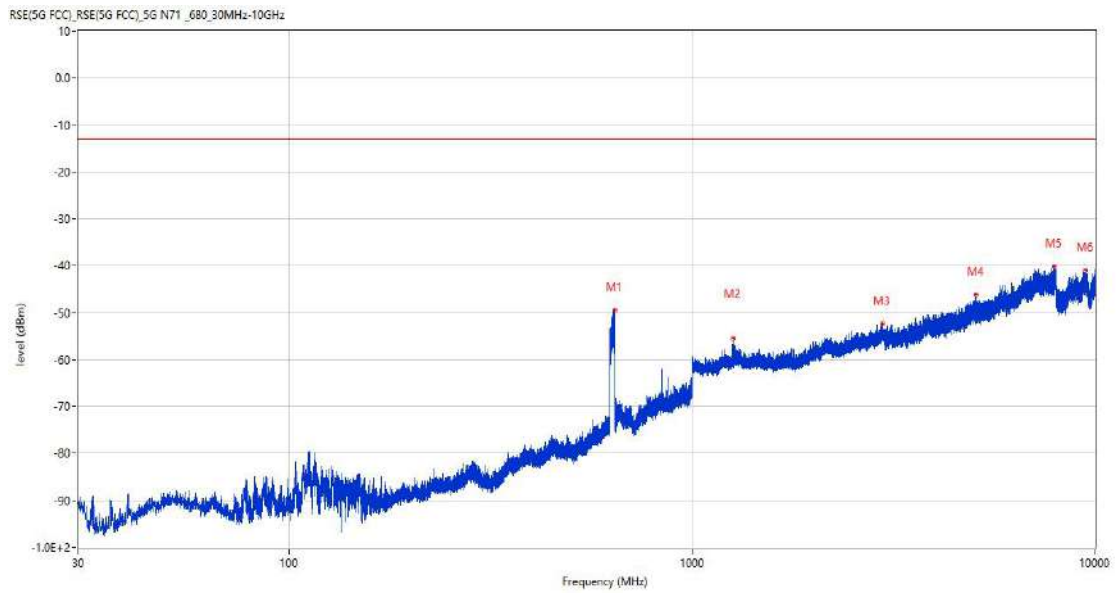
RSE-V&H n71 BW10 CH126900



Frequency (MHz)	Result (dBm)	Factor (dB)	PK Limit (dBm)	Margin (dB)	Table (o)	ANT	EUT	Verdict
639.111	-36.24	-0.72	-13.0	23.24	31.00	Vertical	Horizontal	N/A
1308.800	-57.67	-4.57	-13.0	44.67	194.00	Vertical	Horizontal	Pass
2137.200	-55.09	-2.14	-13.0	42.09	324.00	Vertical	Horizontal	Pass
4080.000	-49.74	6.49	-13.0	36.74	314.00	Vertical	Horizontal	Pass
6653.500	-41.30	12.89	-13.0	28.30	298.00	Vertical	Horizontal	Pass
9309.300	-40.36	14.33	-13.0	27.36	1.00	Vertical	Horizontal	Pass

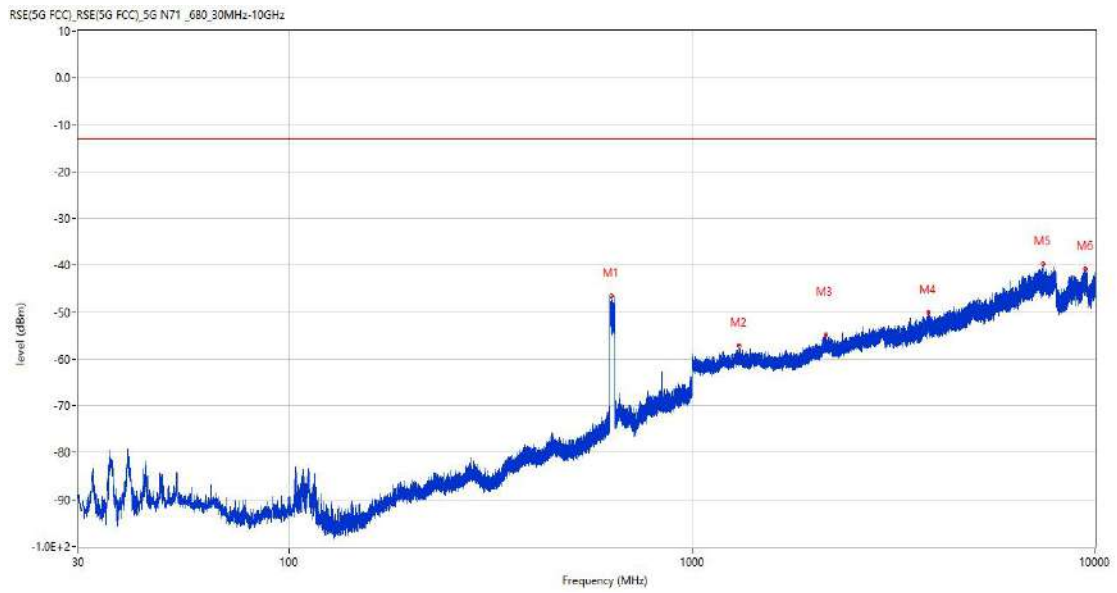
47.6 n71 BW20, PI/2 BPSK, Middle Channel

RSE-H&H n71 BW20 CH126900



Frequency (MHz)	Result (dBm)	Factor (dB)	PK Limit (dBm)	Margin (dB)	Table (o)	ANT	EUT	Verdict
642.361	-49.42	-0.71	-13.0	36.42	245.00	Horizontal	Horizontal	N/A
1262.400	-55.39	-5.10	-13.0	42.39	246.00	Horizontal	Horizontal	Pass
2964.200	-52.42	2.93	-13.0	39.42	305.00	Horizontal	Horizontal	Pass
5065.500	-46.21	9.42	-13.0	33.21	41.00	Horizontal	Horizontal	Pass
7920.500	-40.16	14.78	-13.0	27.16	58.00	Horizontal	Horizontal	Pass
9461.100	-40.92	13.54	-13.0	27.92	1.00	Horizontal	Horizontal	Pass

RSE-V&H n71 BW20 CH126900

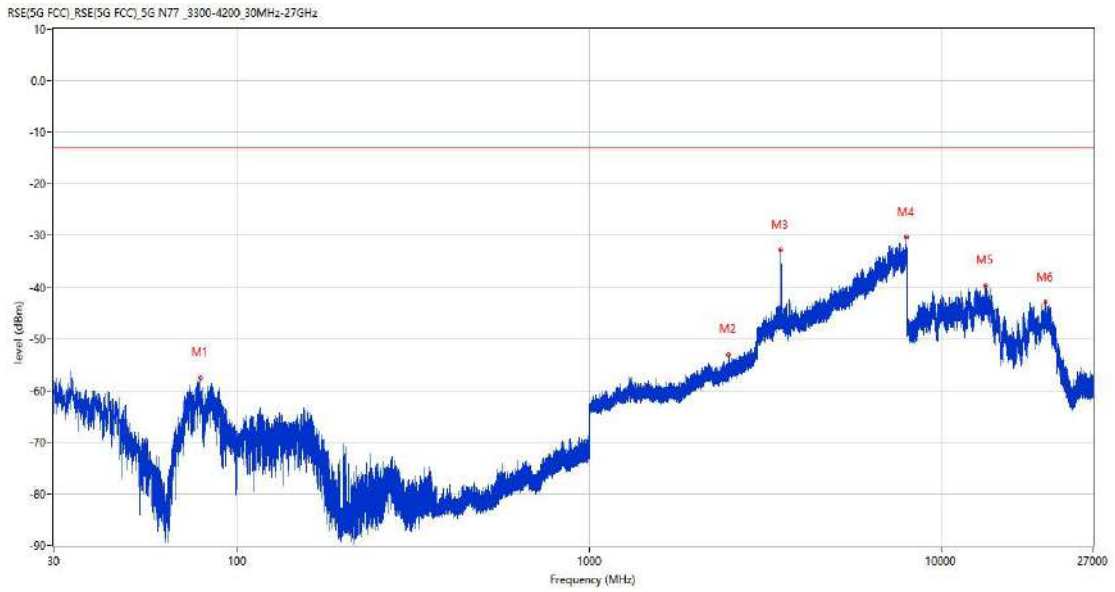


Frequency (MHz)	Result (dBm)	Factor (dB)	PK Limit (dBm)	Margin (dB)	Table (o)	ANT	EUT	Verdict
630.333	-46.51	-0.73	-13.0	33.51	338.00	Vertical	Horizontal	N/A
1306.000	-57.10	-4.38	-13.0	44.10	71.00	Vertical	Horizontal	Pass
2153.300	-54.93	-2.01	-13.0	41.93	45.00	Vertical	Horizontal	Pass
3861.750	-50.08	7.07	-13.0	37.08	193.00	Vertical	Horizontal	Pass
7422.000	-39.71	14.12	-13.0	26.71	209.00	Vertical	Horizontal	Pass
9453.799	-40.69	13.70	-13.0	27.69	363.00	Vertical	Horizontal	Pass

48 n77(3450-3550)

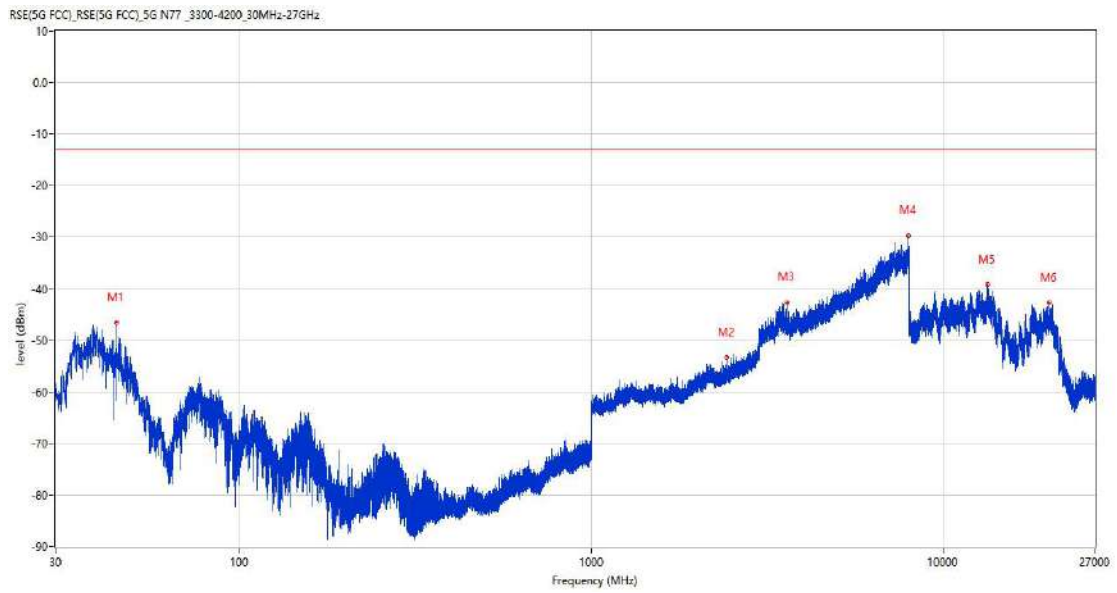
48.1 n77(3450-3550) BW20, QPSK, Middle Channel

RSE-H&H n77(3450-3550) BW20 CH633332



Frequency (MHz)	Result (dBm)	Factor (dB)	PK Limit (dBm)	Margin (dB)	Table (o)	ANT	EUT	Verdict
78.500	-57.53	-19.90	-13.0	44.53	208.00	Horizontal	Horizontal	Pass
2486.900	-53.05	-0.86	-13.0	40.05	142.00	Horizontal	Horizontal	Pass
3498.750	-32.80	13.24	-13.0	19.80	283.00	Horizontal	Horizontal	N/A
7978.750	-30.35	23.53	-13.0	17.35	314.00	Horizontal	Horizontal	Pass
13371.600	-39.68	16.74	-13.0	26.68	293.00	Horizontal	Horizontal	Pass
19736.551	-42.93	12.94	-13.0	29.93	55.00	Horizontal	Horizontal	Pass

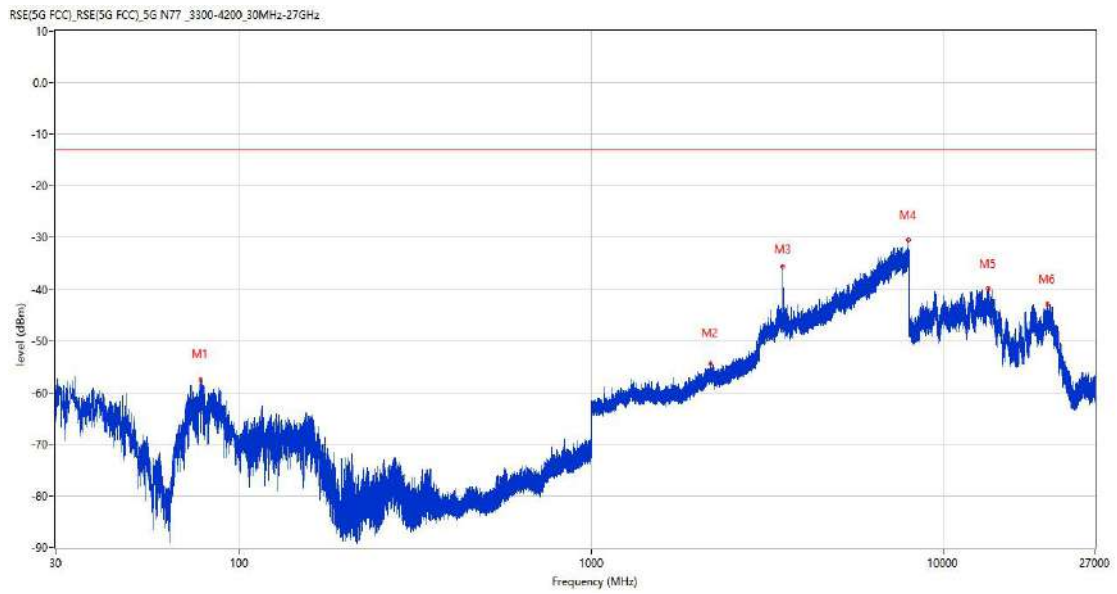
RSE-V&H n77(3450-3550) BW20 CH633332



Frequency (MHz)	Result (dBm)	Factor (dB)	PK Limit (dBm)	Margin (dB)	Table (o)	ANT	EUT	Verdict
44.647	-46.52	-16.92	-13.0	33.52	202.00	Vertical	Horizontal	Pass
2429.000	-53.36	-0.76	-13.0	40.36	147.00	Vertical	Horizontal	Pass
3587.000	-42.68	13.12	-13.0	29.68	107.00	Vertical	Horizontal	Pass
7960.000	-29.64	25.59	-13.0	16.64	300.00	Vertical	Horizontal	Pass
13362.413	-39.18	16.66	-13.0	26.18	236.00	Vertical	Horizontal	Pass
19992.601	-42.82	12.95	-13.0	29.82	298.00	Vertical	Horizontal	Pass

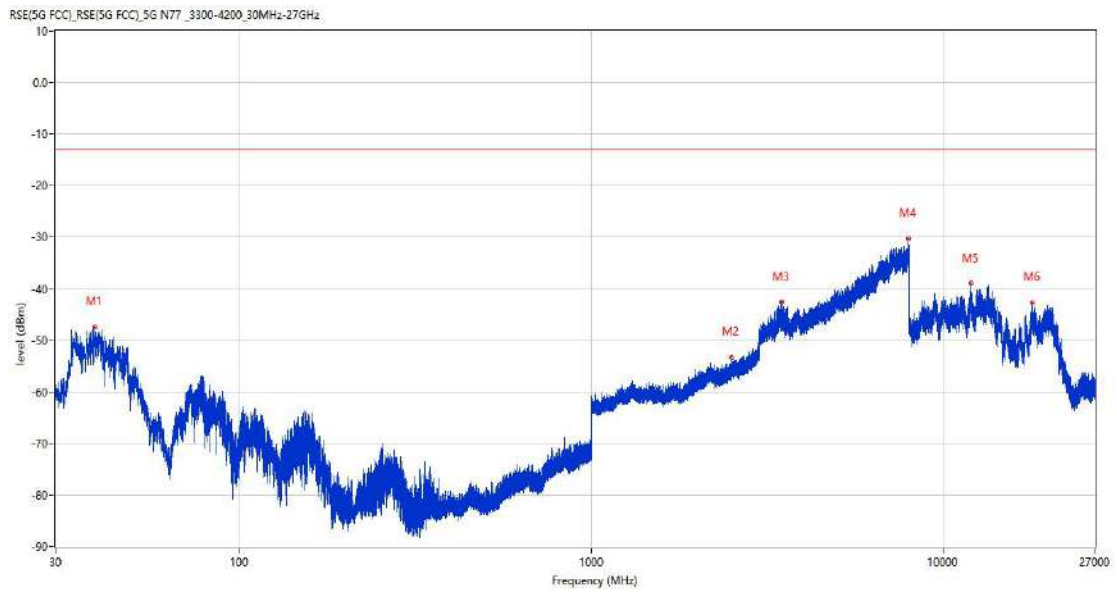
48.2 n77(3450-3550) BW60, QPSK, Middle Channel

RSE-H&H n77(3450-3550) BW60 CH633332



Frequency (MHz)	Result (dBm)	Factor (dB)	PK Limit (dBm)	Margin (dB)	Table (o)	ANT	EUT	Verdict
77.627	-57.52	-19.78	-13.0	44.52	216.00	Horizontal	Horizontal	Pass
2179.800	-54.50	-1.30	-13.0	41.50	111.00	Horizontal	Horizontal	Pass
3497.250	-35.60	13.24	-13.0	22.60	261.00	Horizontal	Horizontal	N/A
7950.750	-30.51	24.60	-13.0	17.51	360.00	Horizontal	Horizontal	Pass
13386.825	-39.96	16.89	-13.0	26.96	273.00	Horizontal	Horizontal	Pass
19743.750	-42.93	12.94	-13.0	29.93	117.00	Horizontal	Horizontal	Pass

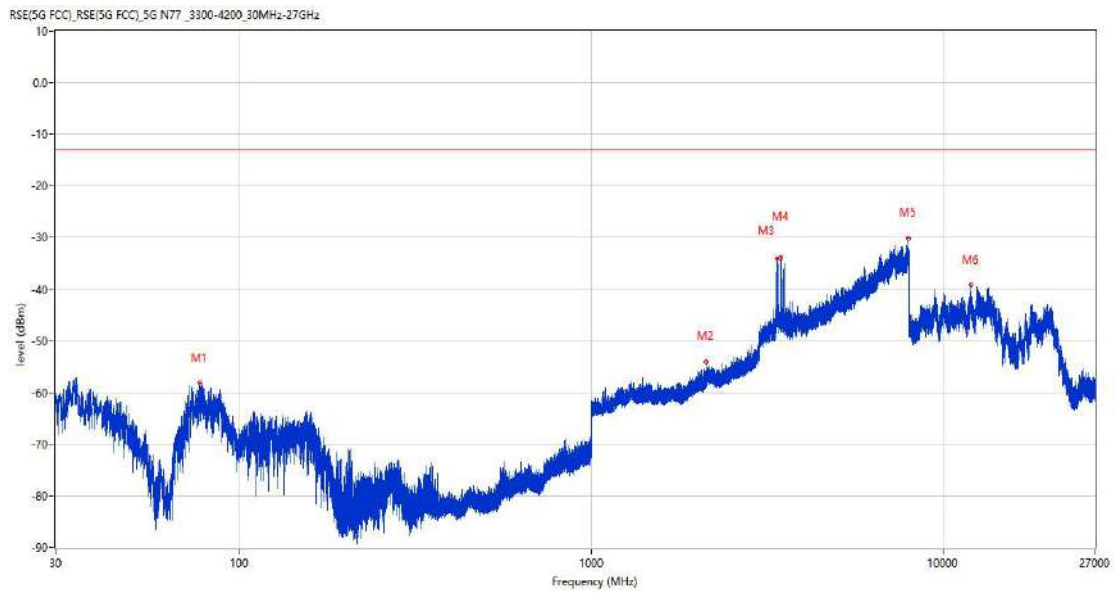
RSE-V&H n77(3450-3550) BW60 CH633332



Frequency (MHz)	Result (dBm)	Factor (dB)	PK Limit (dBm)	Margin (dB)	Table (o)	ANT	EUT	Verdict
38.779	-47.42	-19.92	-13.0	34.42	179.00	Vertical	Horizontal	Pass
2490.600	-53.22	-0.61	-13.0	40.22	17.00	Vertical	Horizontal	Pass
3464.000	-42.62	13.35	-13.0	29.62	360.00	Vertical	Horizontal	N/A
7965.500	-30.26	25.22	-13.0	17.26	295.00	Vertical	Horizontal	Pass
12007.812	-39.00	13.85	-13.0	26.00	54.00	Vertical	Horizontal	Pass
17925.450	-42.69	13.50	-13.0	29.69	270.00	Vertical	Horizontal	Pass

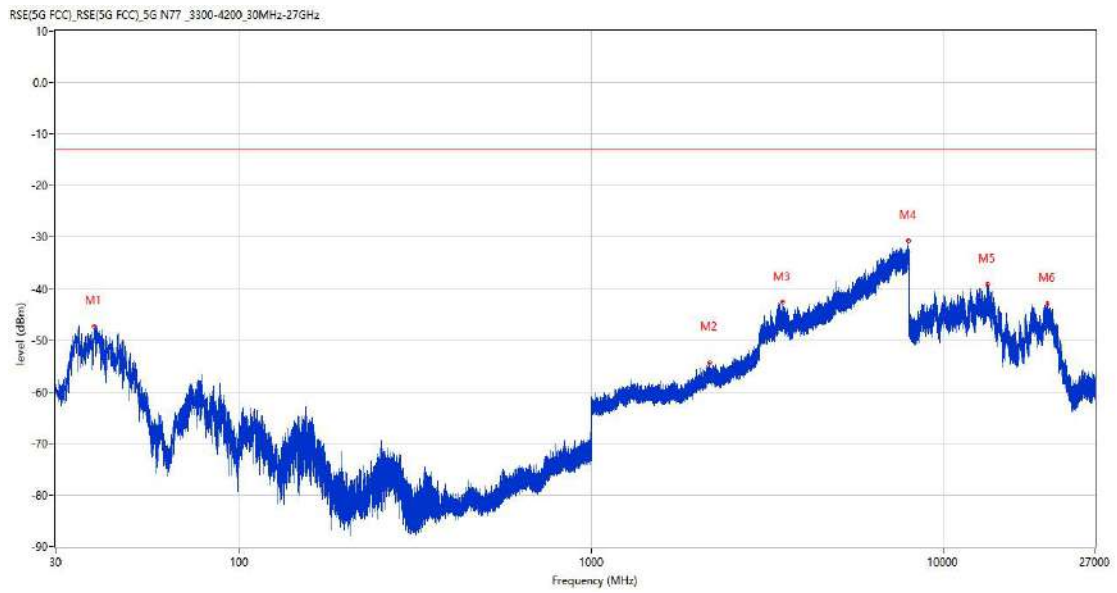
48.3 n77(3450-3550) BW100, QPSK, Middle Channel

RSE-H&H n77(3450-3550) BW100 CH633332



Frequency (MHz)	Result (dBm)	Factor (dB)	PK Limit (dBm)	Margin (dB)	Table (o)	ANT	EUT	Verdict
77.239	-58.19	-19.93	-13.0	45.19	206.00	Horizontal	Horizontal	Pass
2117.600	-54.00	-2.03	-13.0	41.00	264.00	Horizontal	Horizontal	Pass
3382.250	-34.13	13.33	-13.0	21.13	213.00	Horizontal	Horizontal	Pass
3451.500	-33.92	13.38	-13.0	20.92	267.00	Horizontal	Horizontal	N/A
7961.750	-30.19	25.40	-13.0	17.19	82.00	Horizontal	Horizontal	Pass
11999.500	-39.12	14.01	-13.0	26.12	136.00	Horizontal	Horizontal	Pass

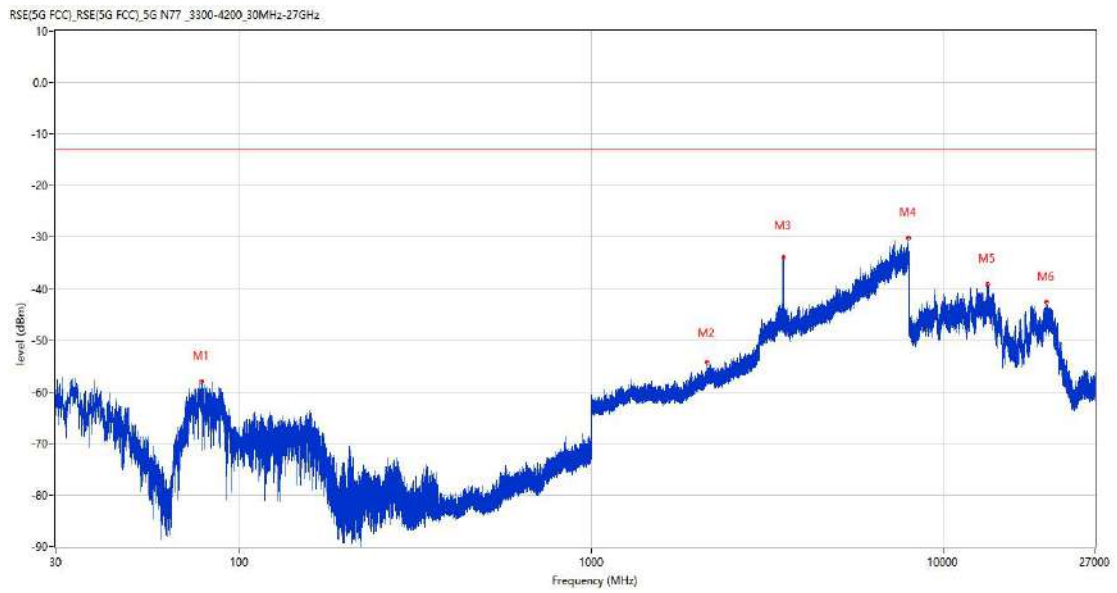
RSE-V&H n77(3450-3550) BW100 CH633332



Frequency (MHz)	Result (dBm)	Factor (dB)	PK Limit (dBm)	Margin (dB)	Table (o)	ANT	EUT	Verdict
38.487	-47.17	-20.10	-13.0	34.17	235.00	Vertical	Horizontal	Pass
2169.200	-54.40	-1.78	-13.0	41.40	290.00	Vertical	Horizontal	Pass
3494.250	-42.59	13.25	-13.0	29.59	360.00	Vertical	Horizontal	N/A
7960.500	-30.70	25.55	-13.0	17.70	323.00	Vertical	Horizontal	Pass
13376.326	-39.09	16.79	-13.0	26.09	216.00	Vertical	Horizontal	Pass
19730.250	-42.86	12.94	-13.0	29.86	158.00	Vertical	Horizontal	Pass

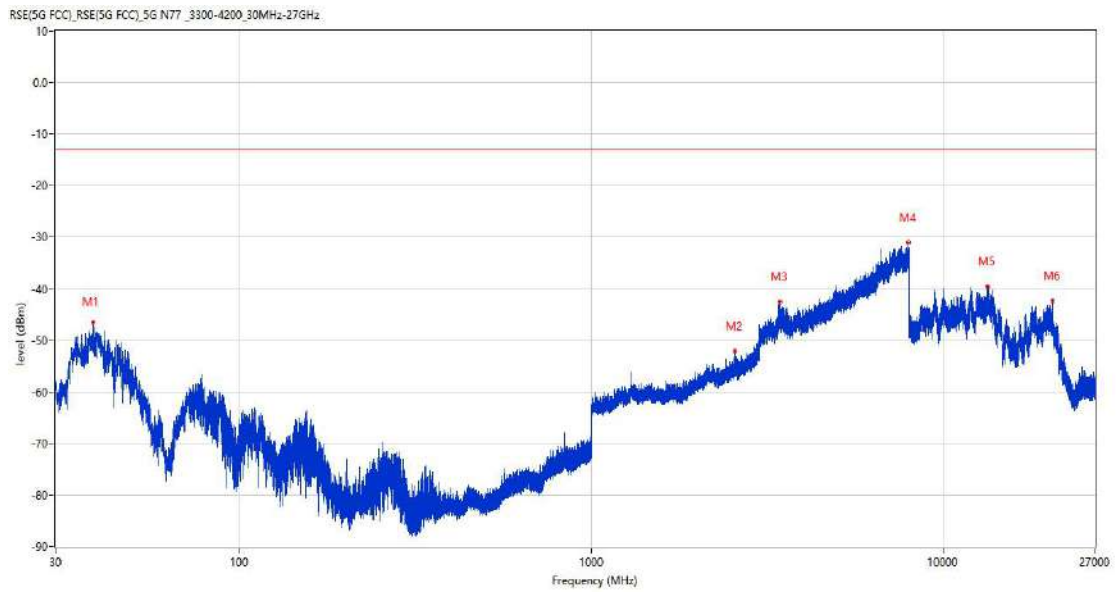
48.4 n77(3450-3550) BW20, PI/2 BPSK, Middle Channel

RSE-H&H n77(3450-3550) BW20 CH633332



Frequency (MHz)	Result (dBm)	Factor (dB)	PK Limit (dBm)	Margin (dB)	Table (o)	ANT	EUT	Verdict
78.063	-57.92	-19.66	-13.0	44.92	212.00	Horizontal	Horizontal	Pass
2133.400	-54.29	-1.43	-13.0	41.29	337.00	Horizontal	Horizontal	Pass
3502.500	-33.81	13.22	-13.0	20.81	74.00	Horizontal	Horizontal	N/A
7960.750	-30.11	25.50	-13.0	17.11	263.00	Horizontal	Horizontal	Pass
13361.625	-39.09	16.65	-13.0	26.09	44.00	Horizontal	Horizontal	Pass
19694.250	-42.62	12.94	-13.0	29.62	175.00	Horizontal	Horizontal	Pass

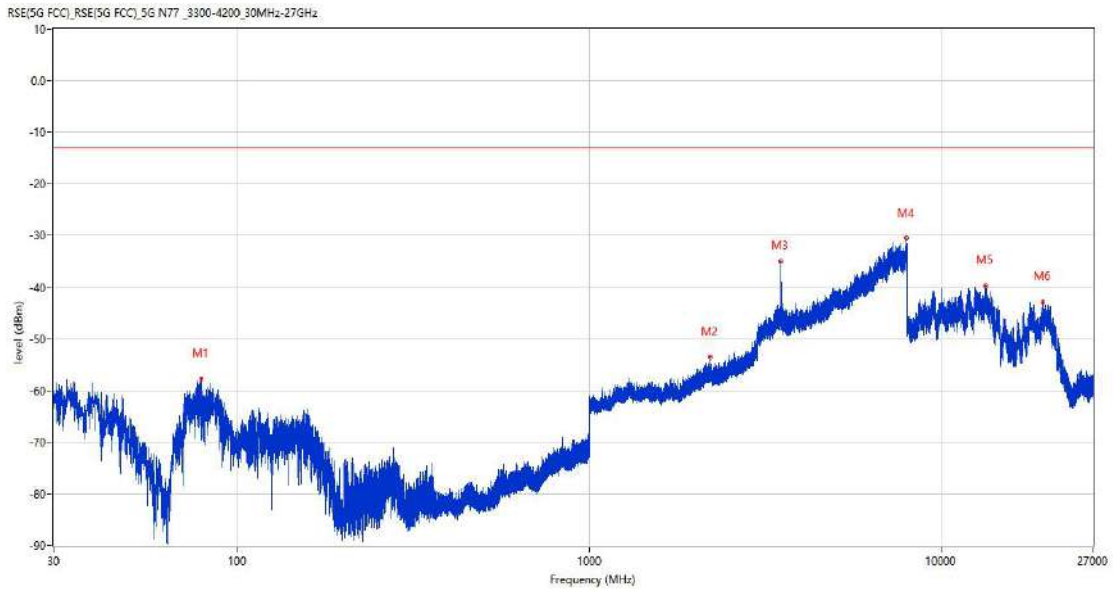
RSE-V&H n77(3450-3550) BW20 CH633332



Frequency (MHz)	Result (dBm)	Factor (dB)	PK Limit (dBm)	Margin (dB)	Table (o)	ANT	EUT	Verdict
38.391	-46.56	-20.16	-13.0	33.56	207.00	Vertical	Horizontal	Pass
2549.200	-52.22	0.66	-13.0	39.22	0.00	Vertical	Horizontal	Pass
3433.250	-42.58	13.37	-13.0	29.58	132.00	Vertical	Horizontal	Pass
7955.500	-31.07	24.98	-13.0	18.07	273.00	Vertical	Horizontal	Pass
13323.037	-39.58	15.48	-13.0	26.58	287.00	Vertical	Horizontal	Pass
20452.499	-42.44	12.98	-13.0	29.44	180.00	Vertical	Horizontal	Pass

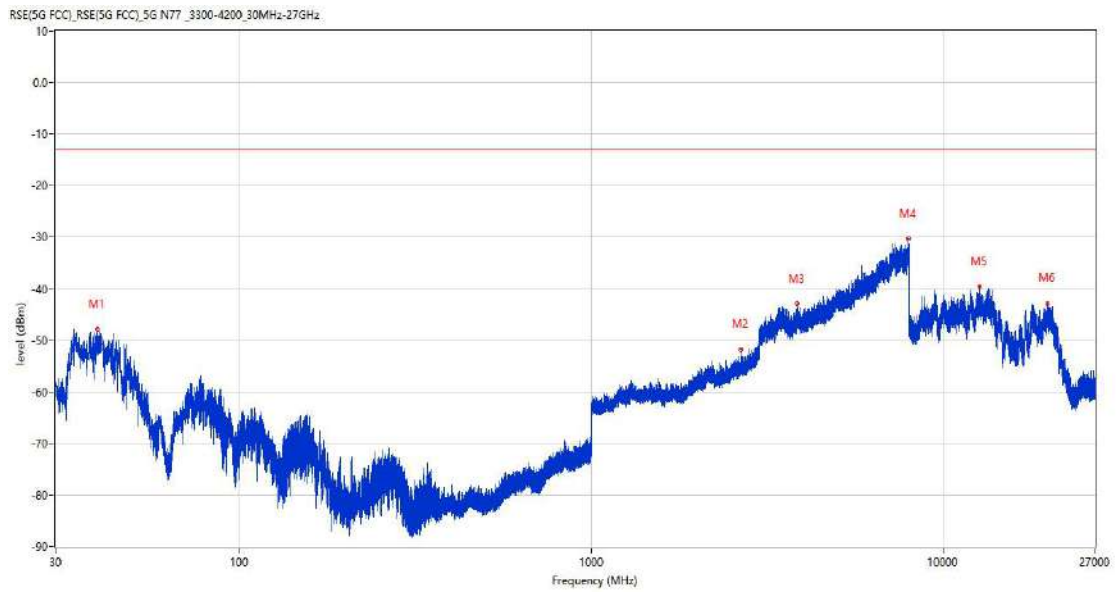
48.5 n77(3450-3550) BW60, PI/2 BPSK, Middle Channel

RSE-H&H n77(3450-3550) BW60 CH633332



Frequency (MHz)	Result (dBm)	Factor (dB)	PK Limit (dBm)	Margin (dB)	Table (o)	ANT	EUT	Verdict
78.985	-57.80	-20.26	-13.0	44.80	200.00	Horizontal	Horizontal	Pass
2205.600	-53.52	-1.94	-13.0	40.52	0.00	Horizontal	Horizontal	Pass
3496.750	-34.95	13.24	-13.0	21.95	251.00	Horizontal	Horizontal	N/A
7953.250	-30.58	24.91	-13.0	17.58	202.00	Horizontal	Horizontal	Pass
13360.050	-39.72	16.63	-13.0	26.72	298.00	Horizontal	Horizontal	Pass
19472.400	-42.87	12.93	-13.0	29.87	261.00	Horizontal	Horizontal	Pass

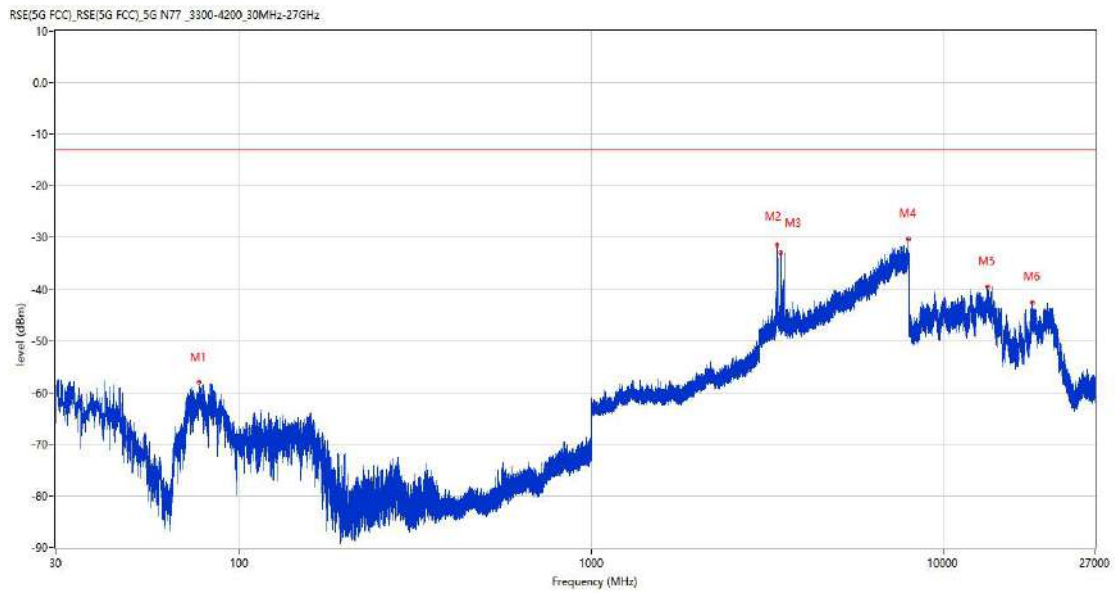
RSE-V&H n77(3450-3550) BW60 CH633332



Frequency (MHz)	Result (dBm)	Factor (dB)	PK Limit (dBm)	Margin (dB)	Table (o)	ANT	EUT	Verdict
39.506	-47.84	-19.62	-13.0	34.84	176.00	Vertical	Horizontal	Pass
2663.700	-51.75	1.13	-13.0	38.75	279.00	Vertical	Horizontal	Pass
3851.500	-43.00	12.83	-13.0	30.00	0.00	Vertical	Horizontal	Pass
7959.500	-30.33	25.57	-13.0	17.33	360.00	Vertical	Horizontal	Pass
12710.575	-39.62	14.85	-13.0	26.62	27.00	Vertical	Horizontal	Pass
19733.400	-42.86	12.94	-13.0	29.86	303.00	Vertical	Horizontal	Pass

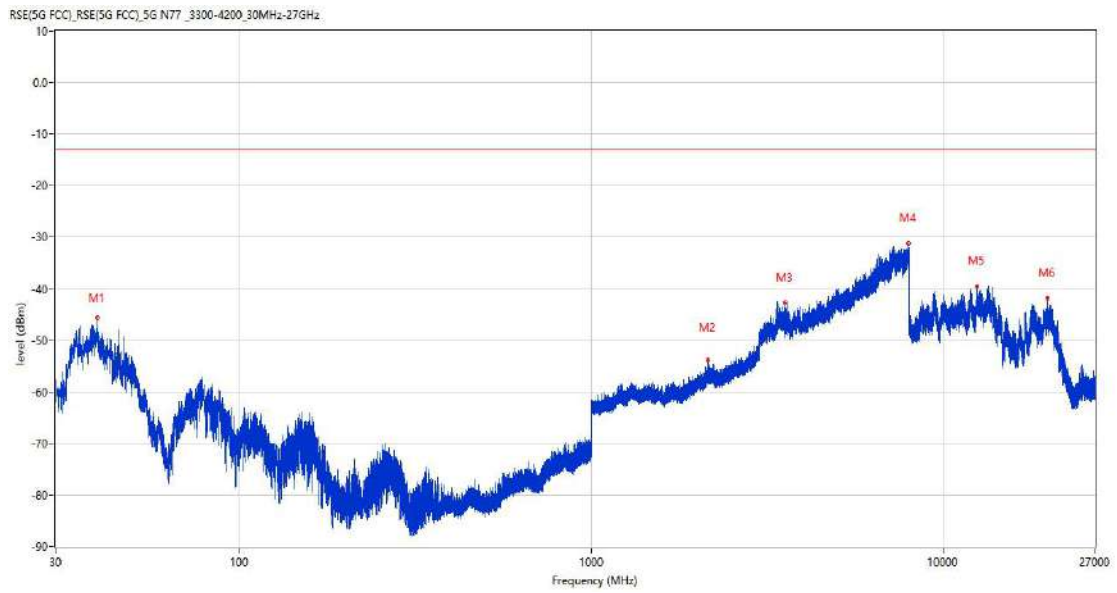
48.6 n77(3450-3550) BW100, PI/2 BPSK, Middle Channel

RSE-H&H n77(3450-3550) BW100 CH633332



Frequency (MHz)	Result (dBm)	Factor (dB)	PK Limit (dBm)	Margin (dB)	Table (o)	ANT	EUT	Verdict
76.754	-58.04	-20.11	-13.0	45.04	207.00	Horizontal	Horizontal	Pass
3379.000	-31.37	13.33	-13.0	18.37	264.00	Horizontal	Horizontal	Pass
3460.000	-33.02	13.36	-13.0	20.02	77.00	Horizontal	Horizontal	N/A
7960.000	-30.27	25.59	-13.0	17.27	360.00	Horizontal	Horizontal	Pass
13378.162	-39.45	16.80	-13.0	26.45	265.00	Horizontal	Horizontal	Pass
17971.124	-42.45	13.57	-13.0	29.45	201.00	Horizontal	Horizontal	Pass

RSE-V&H n77(3450-3550) BW100 CH633332

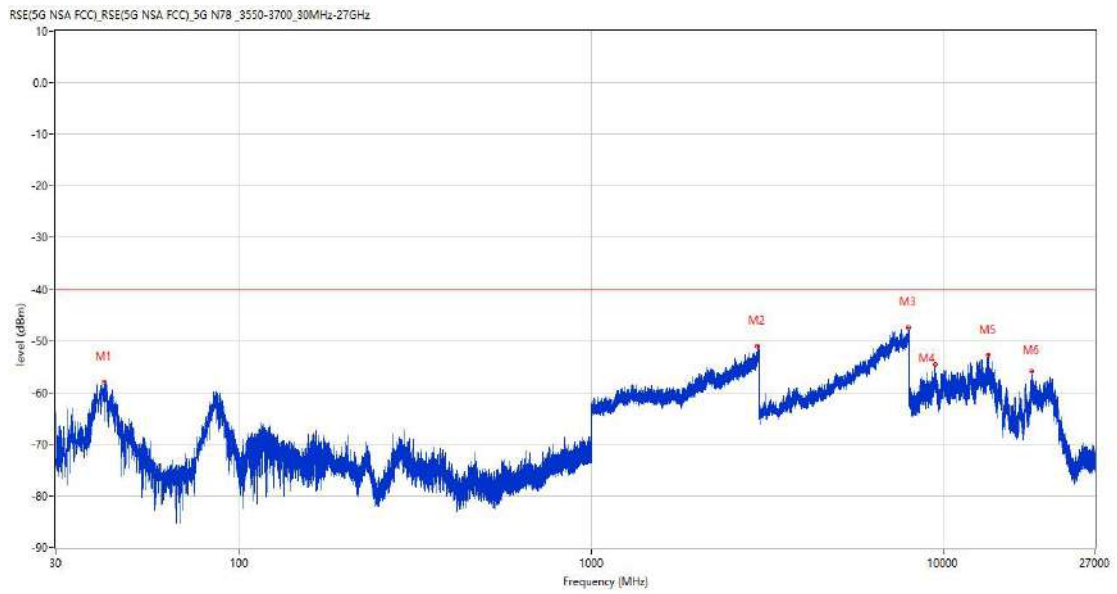


Frequency (MHz)	Result (dBm)	Factor (dB)	PK Limit (dBm)	Margin (dB)	Table (o)	ANT	EUT	Verdict
39.312	-45.59	-19.68	-13.0	32.59	165.00	Vertical	Horizontal	Pass
2139.100	-53.80	-1.52	-13.0	40.80	10.00	Vertical	Horizontal	Pass
3542.500	-42.75	12.99	-13.0	29.75	278.00	Vertical	Horizontal	N/A
7966.500	-31.17	25.21	-13.0	18.17	289.00	Vertical	Horizontal	Pass
12491.600	-39.47	14.51	-13.0	26.47	126.00	Vertical	Horizontal	Pass
19754.099	-41.85	12.94	-13.0	28.85	193.00	Vertical	Horizontal	Pass

49 n77(3550-3700)

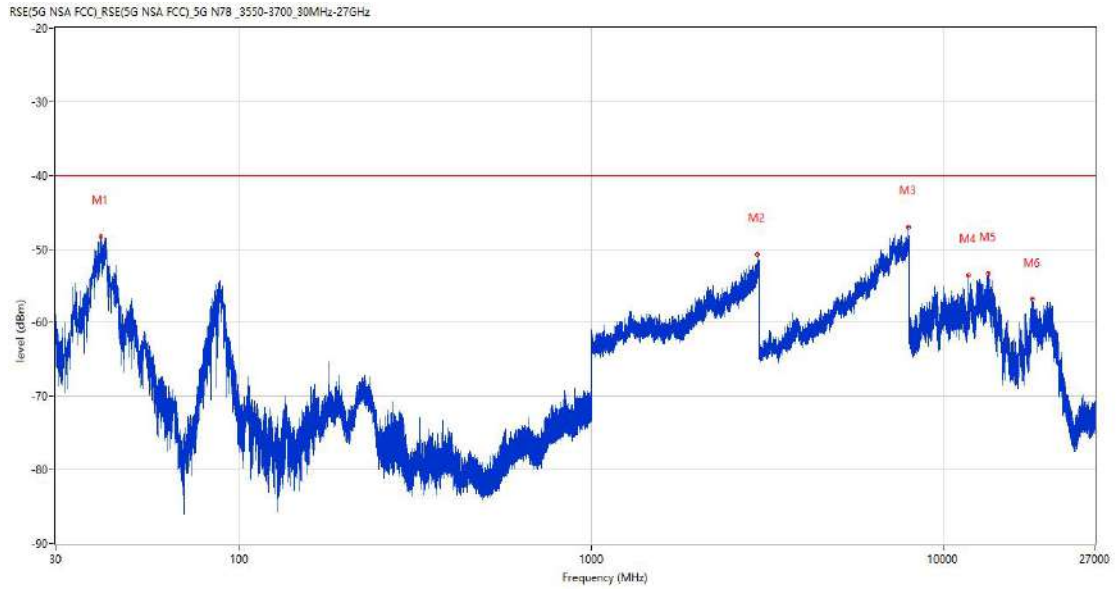
49.1 n77(3550-3700) BW20, QPSK, Middle Channel

RSE-H&H n77(3550-3700) BW20 CH641666



Frequency (MHz)	Result (dBm)	Factor (dB)	PK Limit (dBm)	Margin (dB)	Table (o)	ANT	EUT	Verdict
41.300	-57.90	-18.78	-40.0	17.90	298.00	Horizontal	Horizontal	Pass
2959.500	-50.96	4.27	-40.0	10.96	324.00	Horizontal	Horizontal	Pass
7946.250	-47.50	24.20	-40.0	7.50	345.00	Horizontal	Horizontal	Pass
9464.662	-54.50	13.47	-40.0	14.50	359.00	Horizontal	Horizontal	Pass
13387.350	-52.77	16.89	-40.0	12.77	236.00	Horizontal	Horizontal	Pass
17812.050	-55.91	12.87	-40.0	15.91	125.00	Horizontal	Horizontal	Pass

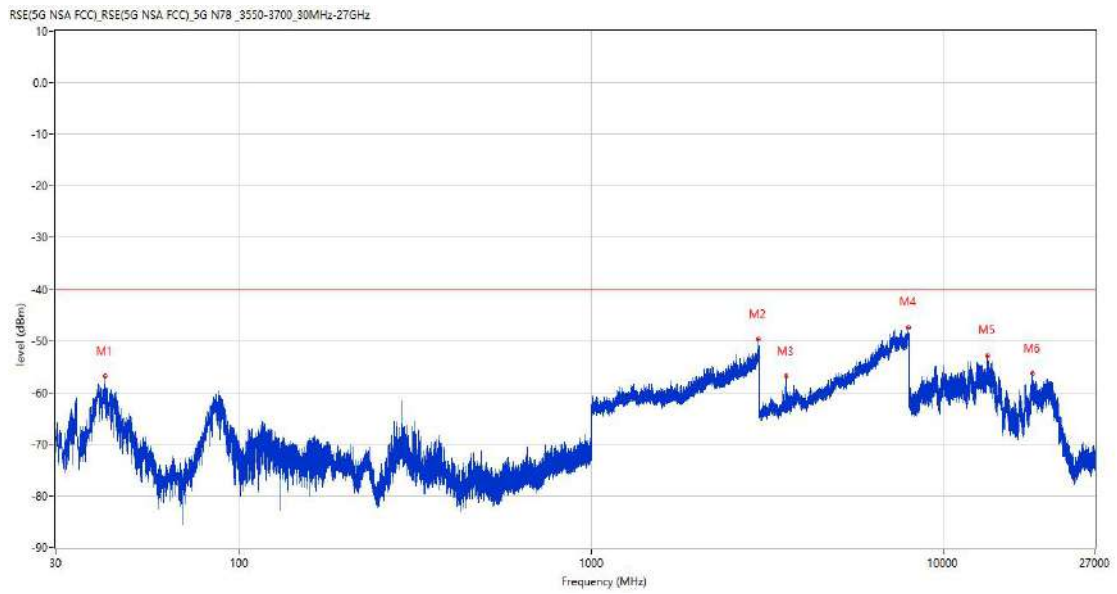
RSE-V&H n77(3550-3700) BW20 CH641666



Frequency (MHz)	Result (dBm)	Factor (dB)	PK Limit (dBm)	Margin (dB)	Table (o)	ANT	EUT	Verdict
40.428	-48.30	-19.21	-40.0	8.30	211.00	Vertical	Horizontal	Pass
2961.000	-50.73	4.43	-40.0	10.73	151.00	Vertical	Horizontal	Pass
7971.875	-47.03	24.76	-40.0	7.03	362.00	Vertical	Horizontal	Pass
11796.437	-53.65	12.32	-40.0	13.65	231.00	Vertical	Horizontal	Pass
13407.825	-53.29	16.84	-40.0	13.29	252.00	Vertical	Horizontal	Pass
17944.875	-56.84	13.97	-40.0	16.84	140.00	Vertical	Horizontal	Pass

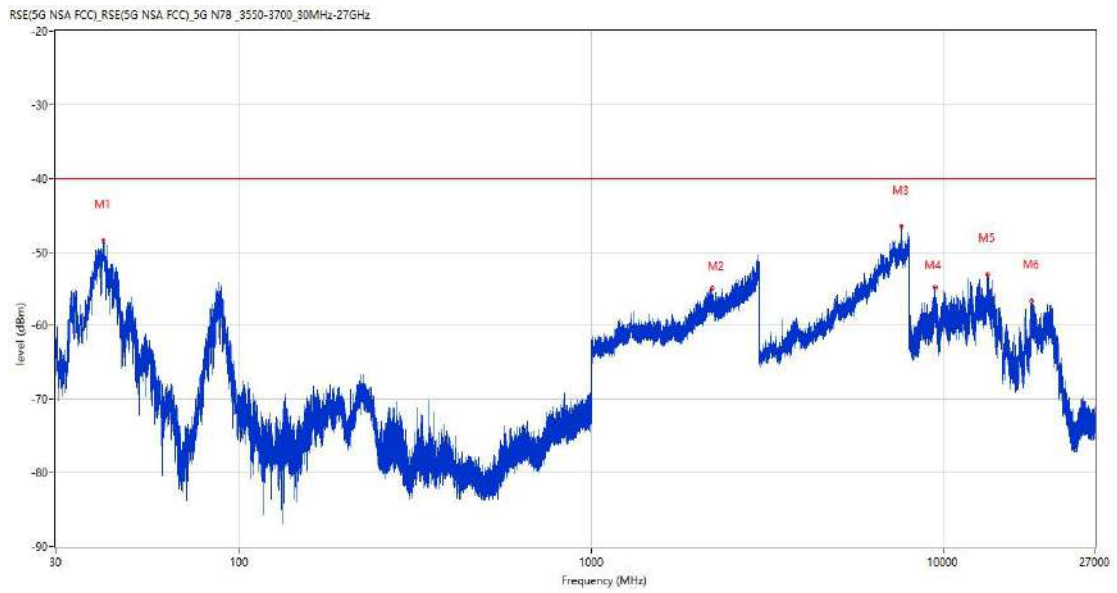
49.2 n77(3550-3700) BW60, QPSK, Middle Channel

RSE-H&H n77(3550-3700) BW60 CH641666



Frequency (MHz)	Result (dBm)	Factor (dB)	PK Limit (dBm)	Margin (dB)	Table (o)	ANT	EUT	Verdict
41.543	-56.88	-18.74	-40.0	16.88	345.00	Horizontal	Horizontal	Pass
2980.750	-49.75	4.66	-40.0	9.75	40.00	Horizontal	Horizontal	Pass
3565.000	-56.93	12.21	-40.0	16.93	122.00	Horizontal	Horizontal	N/A
7975.000	-47.38	24.31	-40.0	7.38	190.00	Horizontal	Horizontal	Pass
13379.474	-52.87	16.82	-40.0	12.87	347.00	Horizontal	Horizontal	Pass
17944.875	-56.32	13.97	-40.0	16.32	331.00	Horizontal	Horizontal	Pass

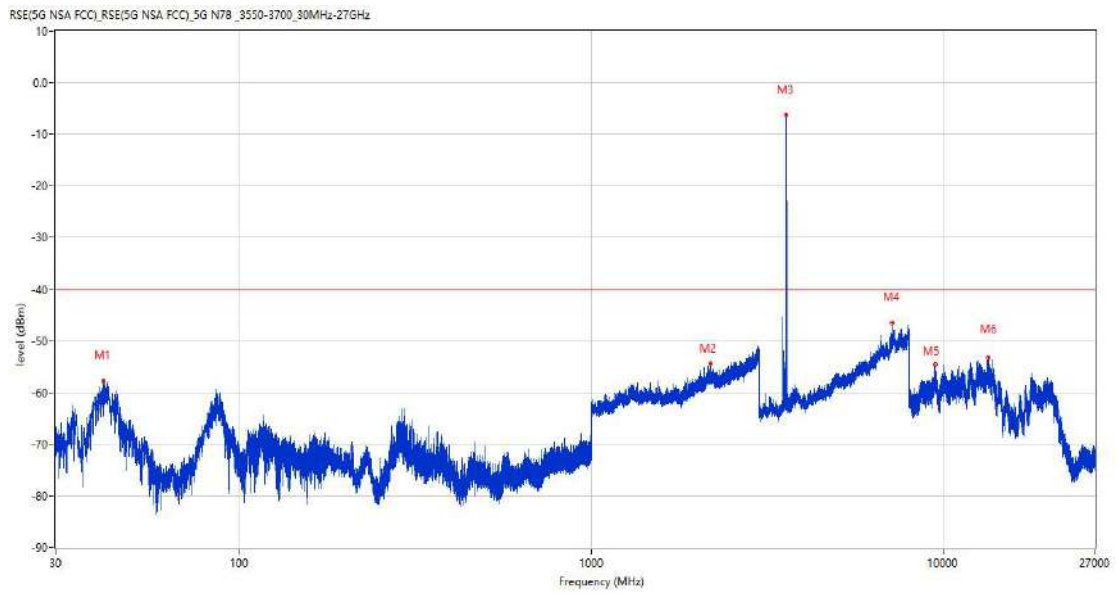
RSE-V&H n77(3550-3700) BW60 CH641666



Frequency (MHz)	Result (dBm)	Factor (dB)	PK Limit (dBm)	Margin (dB)	Table (o)	ANT	EUT	Verdict
41.010	-48.50	-18.83	-40.0	8.50	223.00	Vertical	Horizontal	Pass
2196.500	-54.96	-1.68	-40.0	14.96	189.00	Vertical	Horizontal	Pass
7590.625	-46.55	23.58	-40.0	6.55	178.00	Vertical	Horizontal	Pass
9478.200	-54.79	13.18	-40.0	14.79	154.00	Vertical	Horizontal	Pass
13323.037	-53.11	15.48	-40.0	13.11	252.00	Vertical	Horizontal	Pass
17808.376	-56.61	12.97	-40.0	16.61	172.00	Vertical	Horizontal	Pass

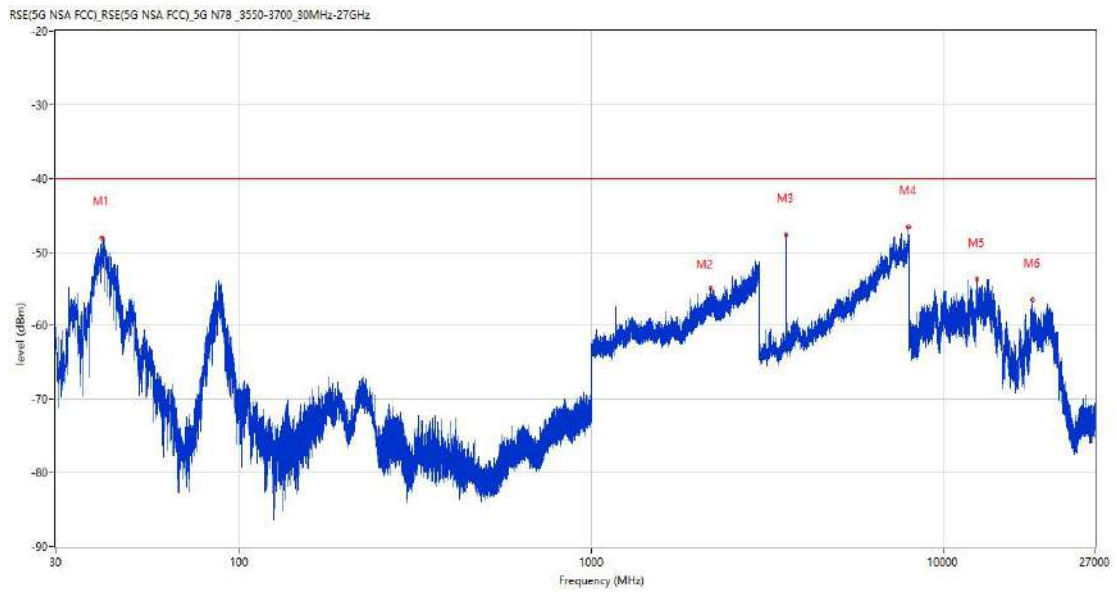
49.3 n77(3550-3700) BW100, QPSK, Middle Channel

RSE-H&H n77(3550-3700) BW100 CH641666



Frequency (MHz)	Result (dBm)	Factor (dB)	PK Limit (dBm)	Margin (dB)	Table (o)	ANT	EUT	Verdict
41.058	-57.72	-18.82	-40.0	17.72	353.00	Horizontal	Horizontal	Pass
2181.750	-54.34	-1.29	-40.0	14.34	55.00	Horizontal	Horizontal	Pass
3575.625	-6.27	12.28	-40.0	-33.73	75.00	Horizontal	Horizontal	N/A
7151.875	-46.46	21.77	-40.0	6.46	81.00	Horizontal	Horizontal	Pass
9474.638	-54.59	13.26	-40.0	14.59	360.00	Horizontal	Horizontal	Pass
13395.225	-53.35	16.97	-40.0	13.35	177.00	Horizontal	Horizontal	Pass

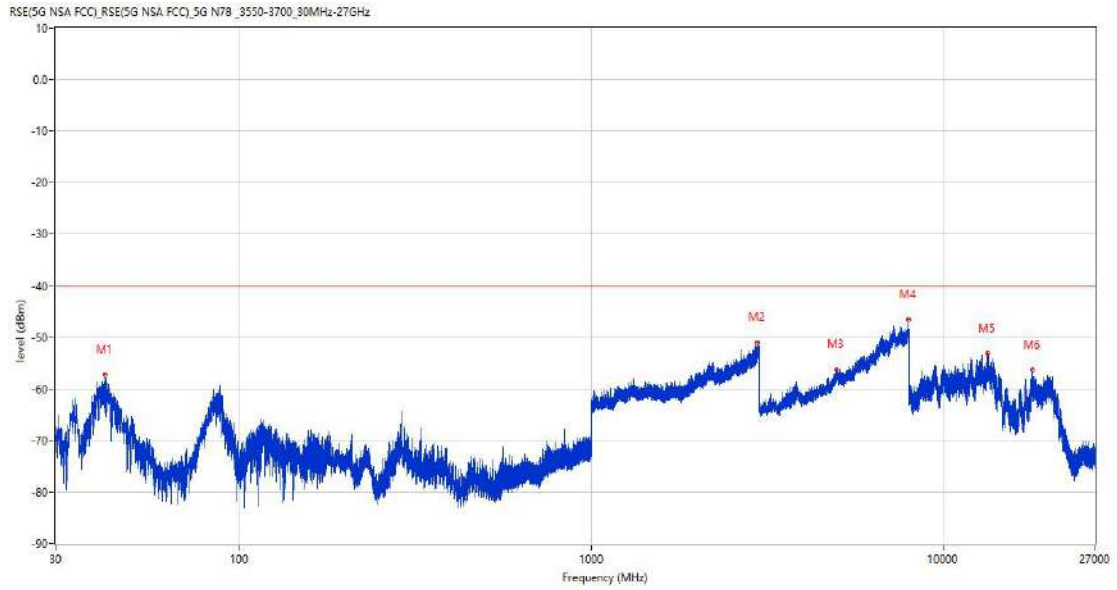
RSE-V&H n77(3550-3700) BW100 CH641666



Frequency (MHz)	Result (dBm)	Factor (dB)	PK Limit (dBm)	Margin (dB)	Table (o)	ANT	EUT	Verdict
40.621	-48.03	-19.08	-40.0	8.03	259.00	Vertical	Horizontal	Pass
2179.750	-54.93	-1.31	-40.0	14.93	284.00	Vertical	Horizontal	Pass
3575.625	-47.73	12.28	-40.0	7.73	111.00	Vertical	Horizontal	N/A
7965.000	-46.61	24.84	-40.0	6.61	360.00	Vertical	Horizontal	Pass
12456.688	-53.74	14.03	-40.0	13.74	325.00	Vertical	Horizontal	Pass
17948.025	-56.50	14.04	-40.0	16.50	0.00	Vertical	Horizontal	Pass

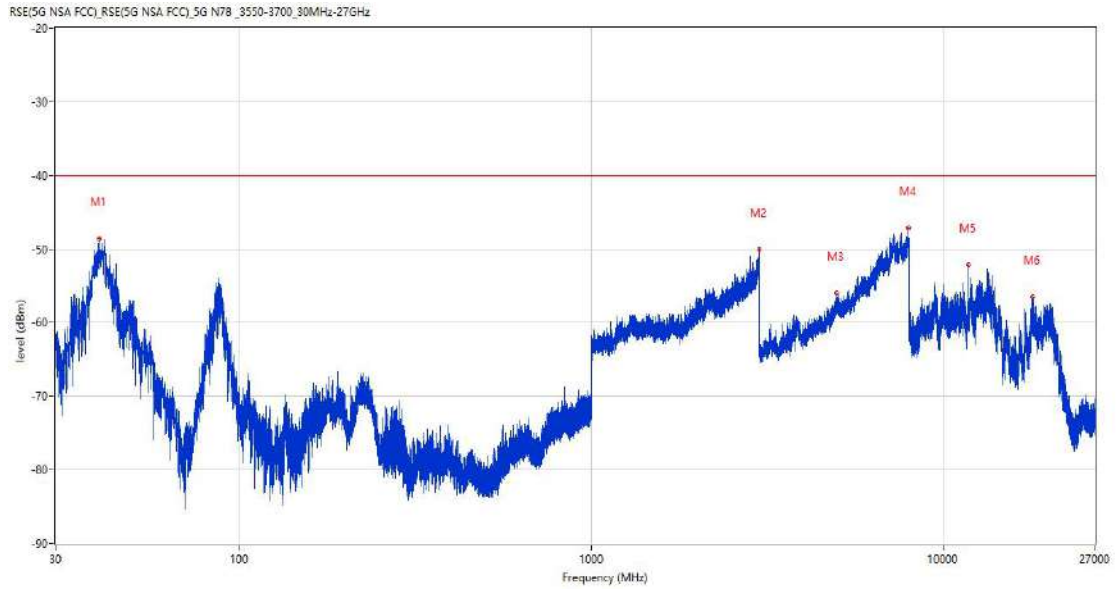
49.4 n77(3550-3700) BW20, PI/2 BPSK, Middle Channel

RSE-H&H n77(3550-3700) BW20 CH641666



Frequency (MHz)	Result (dBm)	Factor (dB)	PK Limit (dBm)	Margin (dB)	Table (o)	ANT	EUT	Verdict
41.543	-57.31	-18.74	-40.0	17.31	357.00	Horizontal	Horizontal	Pass
2958.000	-50.94	4.23	-40.0	10.94	115.00	Horizontal	Horizontal	Pass
4966.250	-56.24	15.93	-40.0	16.24	61.00	Horizontal	Horizontal	Pass
7972.500	-46.59	24.69	-40.0	6.59	104.00	Horizontal	Horizontal	Pass
13340.100	-53.15	16.15	-40.0	13.15	187.00	Horizontal	Horizontal	Pass
17977.162	-56.37	13.42	-40.0	16.37	251.00	Horizontal	Horizontal	Pass

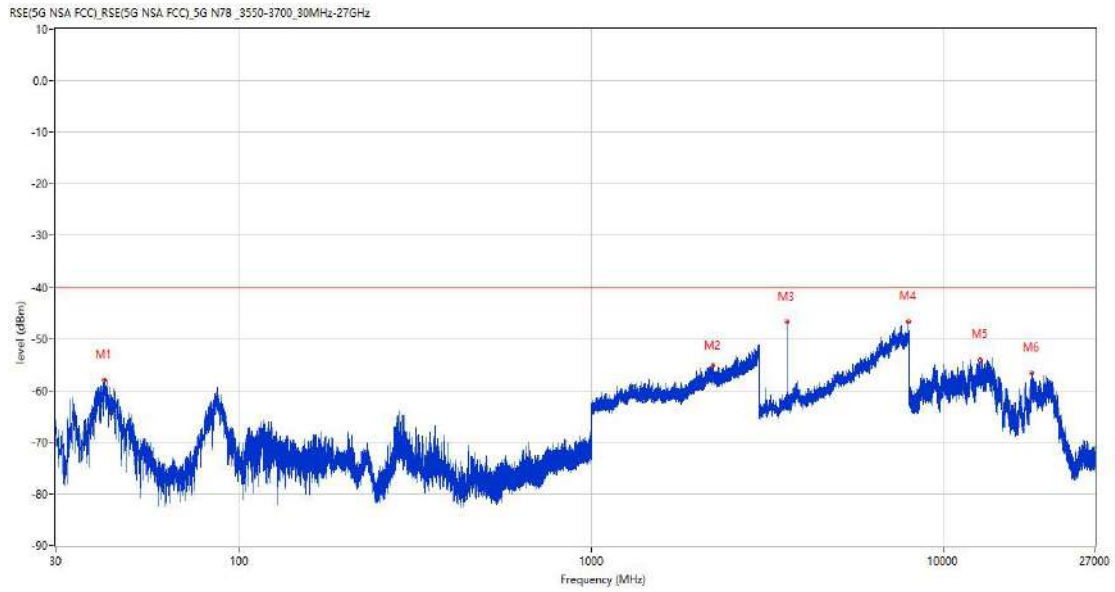
RSE-V&H n77(3550-3700) BW20 CH641666



Frequency (MHz)	Result (dBm)	Factor (dB)	PK Limit (dBm)	Margin (dB)	Table (o)	ANT	EUT	Verdict
39.748	-48.65	-19.55	-40.0	8.65	360.00	Vertical	Horizontal	Pass
2986.500	-50.09	4.48	-40.0	10.09	37.00	Vertical	Horizontal	Pass
4956.875	-56.01	15.76	-40.0	16.01	86.00	Vertical	Horizontal	Pass
7971.250	-47.13	24.81	-40.0	7.13	334.00	Vertical	Horizontal	Pass
11796.437	-52.18	12.32	-40.0	12.18	184.00	Vertical	Horizontal	Pass
17948.813	-56.46	14.06	-40.0	16.46	122.00	Vertical	Horizontal	Pass

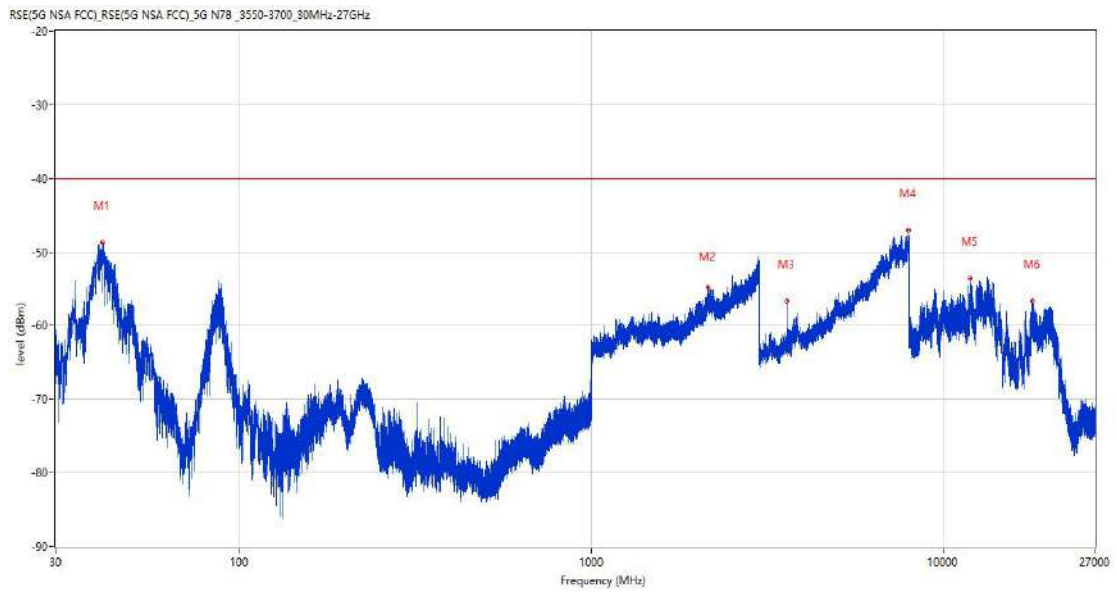
49.5 n77(3550-3700) BW60, PI/2 BPSK, Middle Channel

RSE-H&H n77(3550-3700) BW60 CH641666



Frequency (MHz)	Result (dBm)	Factor (dB)	PK Limit (dBm)	Margin (dB)	Table (o)	ANT	EUT	Verdict
41.155	-57.96	-18.80	-40.0	17.96	2.00	Horizontal	Horizontal	Pass
2221.500	-55.23	-1.18	-40.0	15.23	47.00	Horizontal	Horizontal	Pass
3596.250	-46.77	12.42	-40.0	6.77	147.00	Horizontal	Horizontal	N/A
7957.500	-46.65	24.18	-40.0	6.65	91.00	Horizontal	Horizontal	Pass
12749.763	-53.94	14.79	-40.0	13.94	91.00	Horizontal	Horizontal	Pass
17812.050	-56.59	12.87	-40.0	16.59	315.00	Horizontal	Horizontal	Pass

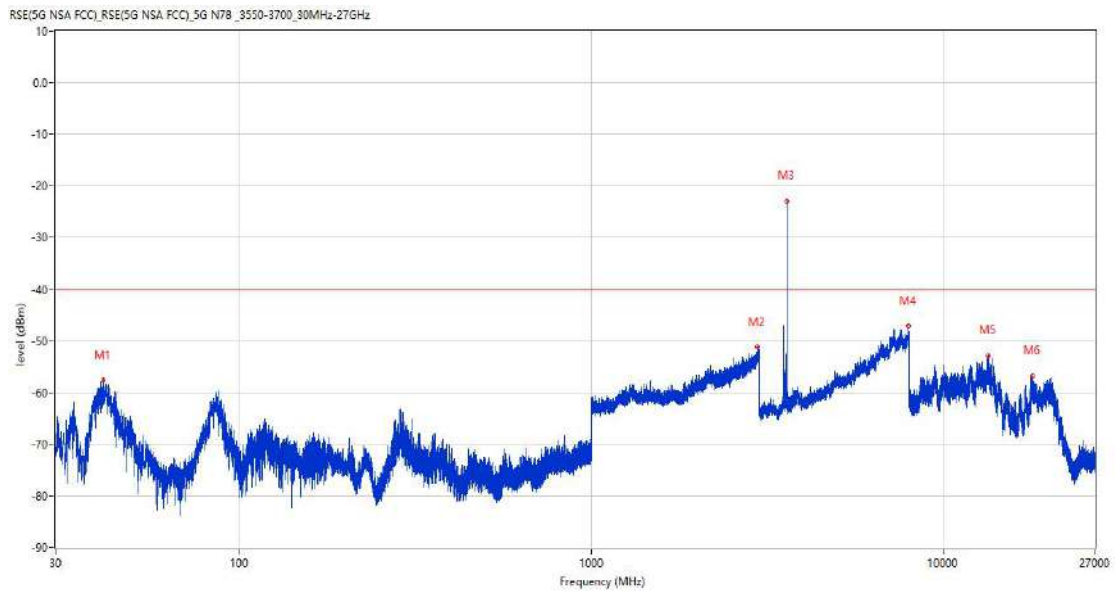
RSE-V&H n77(3550-3700) BW60 CH641666



Frequency (MHz)	Result (dBm)	Factor (dB)	PK Limit (dBm)	Margin (dB)	Table (o)	ANT	EUT	Verdict
40.864	-48.73	-18.93	-40.0	8.73	351.00	Vertical	Horizontal	Pass
2139.750	-54.83	-1.60	-40.0	14.83	42.00	Vertical	Horizontal	Pass
3595.625	-56.62	12.42	-40.0	16.62	253.00	Vertical	Horizontal	N/A
7960.625	-46.99	24.51	-40.0	6.99	328.00	Vertical	Horizontal	Pass
11941.550	-53.65	13.97	-40.0	13.65	152.00	Vertical	Horizontal	Pass
17934.375	-56.65	13.71	-40.0	16.65	141.00	Vertical	Horizontal	Pass

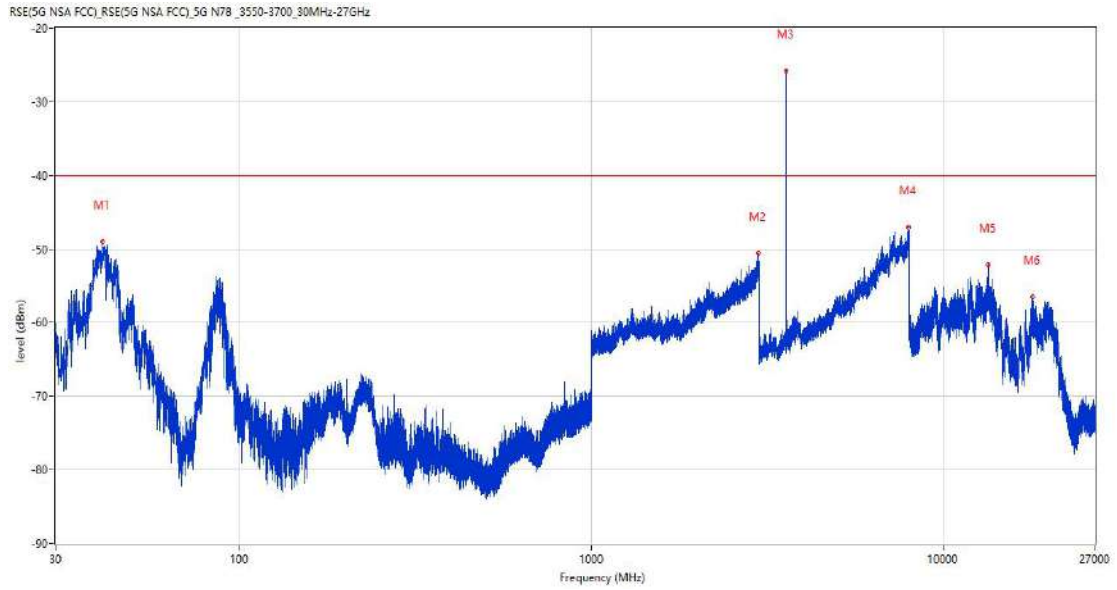
49.6 n77(3550-3700) BW100, PI/2 BPSK, Middle Channel

RSE-H&H n77(3550-3700) BW100 CH641666



Frequency (MHz)	Result (dBm)	Factor (dB)	PK Limit (dBm)	Margin (dB)	Table (o)	ANT	EUT	Verdict
41.058	-57.67	-18.82	-40.0	17.67	360.00	Horizontal	Horizontal	Pass
2959.250	-51.27	4.27	-40.0	11.27	233.00	Horizontal	Horizontal	Pass
3584.375	-22.90	12.34	-40.0	-17.10	83.00	Horizontal	Horizontal	N/A
7971.875	-47.15	24.76	-40.0	7.15	315.00	Horizontal	Horizontal	Pass
13406.250	-52.91	16.87	-40.0	12.91	154.00	Horizontal	Horizontal	Pass
17973.488	-56.80	13.51	-40.0	16.80	90.00	Horizontal	Horizontal	Pass

RSE-V&H n77(3550-3700) BW100 CH641666

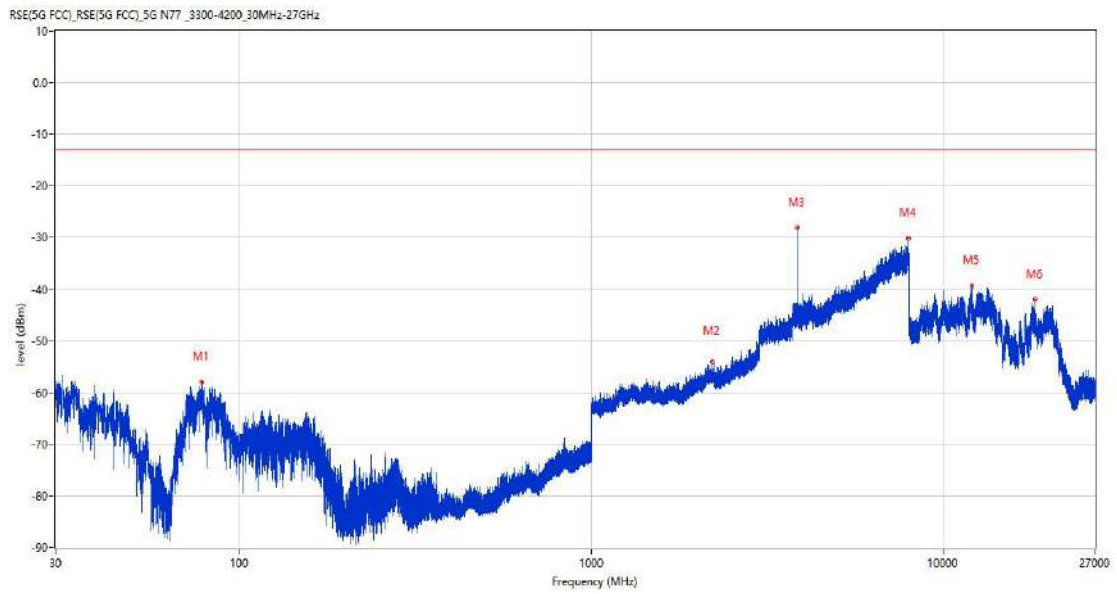


Frequency (MHz)	Result (dBm)	Factor (dB)	PK Limit (dBm)	Margin (dB)	Table (o)	ANT	EUT	Verdict
40.718	-49.06	-19.02	-40.0	9.06	302.00	Vertical	Horizontal	Pass
2978.000	-50.52	4.73	-40.0	10.52	28.00	Vertical	Horizontal	Pass
3576.250	-25.80	12.29	-40.0	-14.20	360.00	Vertical	Horizontal	N/A
7970.000	-47.04	24.94	-40.0	7.04	360.00	Vertical	Horizontal	Pass
13397.325	-52.15	16.98	-40.0	12.15	156.00	Vertical	Horizontal	Pass
17891.850	-56.50	12.72	-40.0	16.50	172.00	Vertical	Horizontal	Pass

50 n77(3700-3980)

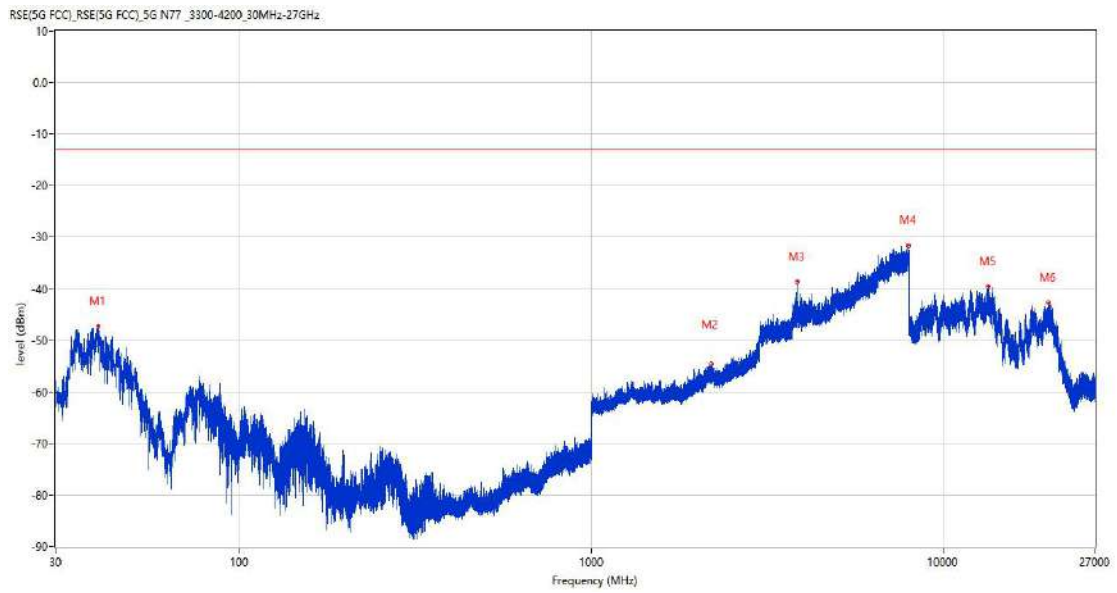
50.1 n77(3700-3980) BW20, QPSK, Middle Channel

RSE-H&H n77(3700-3980) BW20 CH656000



Frequency (MHz)	Result (dBm)	Factor (dB)	PK Limit (dBm)	Margin (dB)	Table (o)	ANT	EUT	Verdict
78.112	-57.93	-19.68	-13.0	44.93	248.00	Horizontal	Horizontal	Pass
2202.400	-53.96	0.00	-13.0	40.96	112.00	Horizontal	Horizontal	Pass
3839.750	-28.11	14.62	-13.0	15.11	325.00	Horizontal	Horizontal	N/A
7965.250	-30.03	24.83	-13.0	17.03	26.00	Horizontal	Horizontal	Pass
12015.412	-39.30	13.69	-13.0	26.30	209.00	Horizontal	Horizontal	Pass
18205.198	-42.06	12.86	-13.0	29.06	290.00	Horizontal	Horizontal	Pass

RSE-V&H n77(3700-3980) BW20 CH656000



Frequency (MHz)	Result (dBm)	Factor (dB)	PK Limit (dBm)	Margin (dB)	Table (o)	ANT	EUT	Verdict
39.700	-47.31	-19.56	-13.0	34.31	190.00	Vertical	Horizontal	Pass
2184.400	-54.63	-1.63	-13.0	41.63	146.00	Vertical	Horizontal	Pass
3841.500	-38.60	14.64	-13.0	25.60	0.00	Vertical	Horizontal	N/A
7949.500	-31.62	24.18	-13.0	18.62	77.00	Vertical	Horizontal	Pass
13394.700	-39.57	16.96	-13.0	26.57	117.00	Vertical	Horizontal	Pass
19812.600	-42.79	12.94	-13.0	29.79	329.00	Vertical	Horizontal	Pass