

TEST REPORT

Applicant: SIMCom Wireless Solutions Limited
Address: SIMCom Headquarters Building, Building 3, No.289
Linhong Road, Changning District, Shanghai, China
Equipment Type: SIMCom Module
Model Name: SIM8380G-M2
Brand Name: SIMCom
FCC ID: 2AJYU-8XN0004
Test Standard: 47 CFR Part 2
(Others refer to chapter 3.1)
Sample Arrival Date: Feb. 20, 2023
Test Date: Feb. 21, 2023 - Jun. 29, 2023
Date of Issue: Jul. 03, 2023

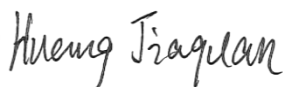
ISSUED BY:

Shenzhen BALUN Technology Co., Ltd.

Tested by: Huang Jiaquan

Checked by: Wu Huihui

Approved by: Tolan Tu
(Testing Director)



Revision History		
Version	Issue Date	Revisions Content
Rev. 01	Jun. 01, 2023	Initial Issue
Rev. 02	Jul. 03, 2023	Updated the Field Strength of Spurious Radiation test data of n13 in ANNEX A.7.

TABLE OF CONTENTS

1	GENERAL INFORMATION.....	4
1.1	Test Laboratory	4
1.2	Test Location.....	4
2	PRODUCT INFORMATION	5
2.1	Applicant Information.....	5
2.2	Manufacturer Information	5
2.3	Factory Information	5
2.4	General Description for Equipment under Test (EUT)	5
2.5	Technical Information	6
3	SUMMARY OF TEST RESULTS	13
3.1	Test Standards.....	13
3.2	Test Verdict.....	14
4	GENERAL TEST CONFIGURATIONS	16
4.1	Test Environments	16
4.2	Test Equipment List.....	16
4.3	Test Configurations	18
4.4	Test Setup.....	46
5	TEST ITEMS	48
5.1	Transmitter Radiated Power (EIRP/ERP)	48
5.2	Peak to Average Ratio.....	52
5.3	Occupied Bandwidth	54
5.4	Frequency Stability.....	56
5.5	Spurious Emission at Antenna Terminals	58

5.6	Band Edge	63
5.7	Field Strength of Spurious Radiation	68
ANNEX A	TEST RESULTS.....	74
A.1	Transmitter Radiated Power (EIRP/ERP)	74
A.2	Peak to Average Ratio.....	377
A.3	Occupied Bandwidth	398
A.4	Frequency Stability.....	447
A.5	Spurious Emission at Antenna Terminals	516
A.6	Band Edge	565
A.7	Field Strength of Spurious Radiation	624
ANNEX B	TEST SETUP PHOTOS	649
ANNEX C	EUT EXTERNAL PHOTOS.....	649
ANNEX D	EUT INTERNAL PHOTOS.....	649

1 GENERAL INFORMATION

1.1 Test Laboratory

Name	Shenzhen BALUN Technology Co., Ltd.
Address	Block B, 1/F, Baisha Science and Technology Park, Shahe Xi Road, Nanshan District, Shenzhen, Guangdong Province, P. R. China
Phone Number	+86 755 6685 0100

1.2 Test Location

Name	Shenzhen BALUN Technology Co., Ltd.
Location	<input checked="" type="checkbox"/> Block B, 1/F, Baisha Science and Technology Park, Shahe Xi Road, Nanshan District, Shenzhen, Guangdong Province, P. R. China
	<input type="checkbox"/> 1/F, Building B, Ganghongji High-tech Intelligent Industrial Park, No. 1008, Songbai Road, Yangguang Community, Xili Sub-district, Nanshan District, Shenzhen, Guangdong Province, P. R. China
Accreditation Certificate	The laboratory is a testing organization accredited by FCC as a accredited testing laboratory. The designation number is CN1196.

2 PRODUCT INFORMATION

2.1 Applicant Information

Applicant	SIMCom Wireless Solutions Limited
Address	SIMCom Headquarters Building, Building 3, No.289 Linhong Road, Changning District, Shanghai, China

2.2 Manufacturer Information

Manufacturer	SIMCom Wireless Solutions Limited
Address	SIMCom Headquarters Building, Building 3, No.289 Linhong Road, Changning District, Shanghai, China

2.3 Factory Information

Factory	N/A
Address	N/A

2.4 General Description for Equipment under Test (EUT)

EUT Name	SIMCom Module
Model Name Under Test	SIM8380G-M2
Series Model Name	N/A
Hardware Version	V1.03
Software Version	2212B03V02X62M44A-M2
Dimensions (Approx.)	N/A
Weight (Approx.)	N/A

2.5 Technical Information

<p>All Network and Wireless connectivity for EUT</p>	<p>3G Network WCDMA/HSDPA/HSUPA Band 2/4/5 4G Network FDD LTE Band 2/4/5/7/12/13/14/17/18/19/25/26/30/66/71 TDD LTE Band 38/41/42/43/48 LTE CA Uplink (UL): CA_2C, CA_5B, CA_7C, CA_38C, CA_41C, CA_42C, CA_48C, CA_66C 5G Network SA: NR n2/n5/n7/n12/n13/n14/n18/n25/n26/n30/n38/n41/n48/n66/n71/n77/n78 SA UL MIMO: n41/n48/n77/n78 NSA(EN-DC): DC_2A_n66A, DC_5A_n66A, DC_7A_n66A, DC_12A_n66A, DC_2A_n7A, DC_5A_n7A, DC_66A_n7A, DC_7A_n5A, DC_66A_n5A, DC_2A_n71A, DC_66A_n71A, DC_2A_n41A, DC_66A_n41A, DC_18A_n77A, DC_19A_n77A, DC_41A_n77A, DC_42A_n77A, DC_18A_n78A, DC_19A_n78A, DC_26A_n78A, DC_2A_n78A, DC_7A_n78A, DC_41A_n78A, DC_42A_n78A GPS, GLONASS, Beidou, Galileo, QZSS</p>
<p>About the Product</p>	<p>The equipment is SIMCom Module, intended for used with information technology equipment.</p>

The requirement for the following technical information of the EUT was tested in this report:

<p>Operating Bands</p>	<p>WCDMA/HSDPA/HSUPA Band 2/4/5 FDD LTE Band 2/4/5/7/12/13/14/17/18/19/25/26/30/66/71 TDD LTE Band 38/41/42/43/48 CA_2C, CA_5B, CA_7C, CA_38C, CA_41C, CA_42C, CA_48C, CA_66C SA: n2/n5/n7/n12/n13/n14/n18/n25/n26/n30/n38/n41/n48/n66/n71/n77/n78 SA UL MIMO: n41/n48/n77/n78 NSA(EN-DC): DC_2A_n66A, DC_5A_n66A, DC_7A_n66A, DC_12A_n66A, DC_2A_n7A, DC_5A_n7A, DC_66A_n7A, DC_7A_n5A, DC_66A_n5A, DC_2A_n71A, DC_66A_n71A, DC_2A_n41A, DC_66A_n41A, DC_18A_n77A, DC_19A_n77A, DC_41A_n77A, DC_42A_n77A, DC_18A_n78A, DC_19A_n78A, DC_26A_n78A, DC_2A_n78A, DC_7A_n78A, DC_41A_n78A, DC_42A_n78A</p>	
<p>Modulation Type</p>	<p>WCDMA</p>	<p>QPSK</p>
	<p>HSDPA</p>	<p>QPSK</p>
	<p>/HSUPA</p>	<p>16QAM</p>
	<p>LTE</p>	<p>UL: QPSK/16QAM/64QAM</p>

		DL: QPSK/16QAM/64QAM/256QAM
	NR	CP-OFDM: QPSK / 16QAM / 64QAM / 256QAM
		DFT-s-OFDM: PI/2 BPSK / QPSK / 16QAM / 64QAM / 256QAM
Antenna Type	Dipole Antenna	
Antenna Gain	<p>WCDMA/HSDPA/HSUPA Band 2: 0.98 dBi WCDMA/HSDPA/HSUPA Band 4: 1.25 dBi WCDMA/HSDPA/HSUPA Band 5: 1.58 dBi FDD LTE Band 2: 0.98 dBi FDD LTE Band 4: 1.25 dBi FDD LTE Band 5: 1.58 dBi FDD LTE Band 7: 1.15 dBi FDD LTE Band 12: 0.73 dBi FDD LTE Band 13: 1.01 dBi FDD LTE Band 14: 1.32 dBi FDD LTE Band 17: 0.73 dBi FDD LTE Band 18: 1.48 dBi FDD LTE Band 19: 1.63 dBi FDD LTE Band 25: 0.83 dBi FDD LTE Band 26: 1.48 dBi FDD LTE Band 30: 1.0 dBi FDD LTE Band 66: 1.25 dBi FDD LTE Band 71: 0.74 dBi TDD LTE Band 38: 1.01 dBi TDD LTE Band 41: 1.13 dBi TDD LTE Band 42: 1.44 dBi TDD LTE Band 43: 1.12 dBi TDD LTE Band 48: 1.13 dBi CA_2C: 0.98 dBi CA_5B: 1.58 dBi CA_7C: 1.15 dBi CA_38C: 1.01 dBi CA_41C: 1.13 dBi CA_42C: 1.44 dBi CA_48C: 1.13 dBi CA_66C: 1.25 dBi FDD NR Band n2: 0.98 dBi FDD NR Band n5: 1.58 dBi FDD NR Band n7: 1.15 dBi FDD NR Band n12: 0.73 dBi FDD NR Band n13: 1.01 dBi FDD NR Band n14: 1.32 dBi FDD NR Band n18: 1.48 dBi FDD NR Band n25: 0.83 dBi</p>	

	<p>FDD NR Band n26: 1.48 dBi FDD NR Band n30: 1.0 dBi TDD NR Band n38: 1.01 dBi TDD NR Band n41: 1.13 dBi TDD NR Band n48: 1.13 dBi FDD NR Band n66: 1.25 dBi FDD NR Band n71: 0.74 dBi TDD NR Band n77: 0.8 dBi TDD NR Band n78: 0.8 dBi</p>
<p>The Max RF Output Power (EIRP/ERP)</p>	<p>WCDMA/HSDPA/HSUPA Band 2: 23.70 dBm WCDMA/HSDPA/HSUPA Band 4: 24.47 dBm WCDMA/HSDPA/HSUPA Band 5: 22.22 dBm FDD LTE Band 2: 23.87 dBm FDD LTE Band 4: 24.61 dBm FDD LTE Band 5: 22.11 dBm FDD LTE Band 7: 23.89 dBm FDD LTE Band 12: 21.21 dBm FDD LTE Band 13: 21.63 dBm FDD LTE Band 14: 21.99 dBm FDD LTE Band 17: 21.13 dBm FDD LTE Band 18 (824-830 MHz): 21.92 dBm FDD LTE Band 18 (815-824 MHz): 22.03 dBm FDD LTE Band 19: 22.35 dBm FDD LTE Band 25: 23.82 dBm FDD LTE Band 26 (824-849 MHz): 22.25 dBm FDD LTE Band 26 (814-824 MHz): 22.31 dBm FDD LTE Band 30: 23.85 dBm FDD LTE Band 66: 24.65 dBm FDD LTE Band 71: 23.28 dBm TDD LTE Band 38: 23.71 dBm TDD LTE Band 41: 24.24 dBm TDD LTE Band 42: 22.67 dBm TDD LTE Band 43: 22.62 dBm TDD LTE Band 48: 19.76 dBm CA_2C: 25.13 dBm CA_5B: 23.66 dBm CA_7C: 23.98 dBm CA_38C: 23.90 dBm CA_41C: 24.58 dBm CA_42C: 25.04 dBm CA_48C: 21.00 dBm CA_66C: 25.62 dBm FDD NR Band n2: 22.91 dBm FDD NR Band n5: 22.37 dBm</p>

	<p>FDD NR Band n7: 23.63 dBm</p> <p>FDD NR Band n12: 21.42 dBm</p> <p>FDD NR Band n13: 21.65 dBm</p> <p>FDD NR Band n14: 21.82 dBm</p> <p>FDD NR Band n18 (824-830 MHz): 22.05 dBm</p> <p>FDD NR Band n18 (815-824 MHz): 22.10 dBm</p> <p>FDD NR Band n25: 23.53 dBm</p> <p>FDD NR Band n26 (824-849 MHz): 22.14 dBm</p> <p>FDD NR Band n26 (814-824 MHz): 22.10 dBm</p> <p>FDD NR Band n30: 23.52 dBm</p> <p>TDD NR Band n38: 23.71 dBm</p> <p>TDD NR Band n41: 26.29 dBm</p> <p>TDD NR Band n48: 16.68 dBm</p> <p>FDD NR Band n66: 24.48 dBm</p> <p>FDD NR Band n71: 21.42 dBm</p> <p>TDD NR Band n77(3450-3550 MHz): 25.14 dBm</p> <p>TDD NR Band n77(3550-3700 MHz): 22.83 dBm</p> <p>TDD NR Band n77(3700-3980 MHz): 24.67 dBm</p> <p>TDD NR Band n78(3450-3550 MHz): 25.07 dBm</p> <p>TDD NR Band n78(3550-3700 MHz): 22.89 dBm</p> <p>TDD NR Band n78(3450-3550 MHz): 24.89 dBm</p> <p>n41 UL MIMO: 26.19 dBm</p> <p>n48 UL MIMO: 20.81 dBm</p> <p>n77 UL MIMO (3450-3550 MHz): 23.88 dBm</p> <p>n77 UL MIMO (3550-3700 MHz): 18.29 dBm</p> <p>n77 UL MIMO (3700-3980 MHz): 23.58 dBm</p> <p>n78 UL MIMO (3450-3550 MHz): 23.74 dBm</p> <p>n78 UL MIMO (3550-3700 MHz): 22.90 dBm</p> <p>n78 UL MIMO (3700-3980 MHz): 23.78 dBm</p> <p>DC_2A_n66A: 24.39 dBm</p> <p>DC_5A_n66A: 25.17 dBm</p> <p>DC_7A_n66A: 24.95 dBm</p> <p>DC_12A_n66A: 24.60 dBm</p> <p>DC_2A_n7A: 23.75 dBm</p> <p>DC_5A_n7A: 23.46 dBm</p> <p>DC_66A_n7A: 23.42 dBm</p> <p>DC_7A_n5A: 23.57 dBm</p> <p>DC_66A_n5A: 23.28 dBm</p> <p>DC_2A_n71A: 24.02 dBm</p> <p>DC_66A_n71A: 24.08 dBm</p> <p>DC_2A_n41A: 24.01 dBm</p> <p>DC_66A_n41A: 24.08 dBm</p> <p>DC_18A_n77A (3450-3550 MHz): 22.80 dBm</p> <p>DC_18A_n77A (3550-3700 MHz): 19.52 dBm</p>
--	---

	<p>DC_18A_n77A (3700-3980 MHz): 23.97 dBm DC_19A_n77A (3450-3550 MHz): 23.35 dBm DC_19A_n77A (3550-3700 MHz): 19.52 dBm DC_19A_n77A (3700-3980 MHz): 23.93 dBm DC_41A_n77A (3450-3550 MHz): 23.46 dBm DC_41A_n77A (3550-3700 MHz): 19.81 dBm DC_41A_n77A (3700-3980 MHz): 24.42 dBm DC_42A_n77A (3450-3550 MHz): 21.27 dBm DC_42A_n77A (3550-3700 MHz) : 20.63 dBm DC_42A_n77A (3700-3980 MHz): 23.15 dBm DC_18A_n78A (3450-3550 MHz): 22.72 dBm DC_18A_n78A (3550-3700 MHz): 19.93 dBm DC_18A_n78A (3700-3800 MHz): 22.73 dBm DC_19A_n78A (3450-3550 MHz): 23.22 dBm DC_19A_n78A (3550-3700 MHz): 19.90 dBm DC_19A_n78A (3700-3800 MHz): 23.74 dBm DC_26A_n78A (3450-3550 MHz): 23.34 dBm DC_26A_n78A (3550-3700 MHz): 19.87 dBm DC_26A_n78A (3700-3800 MHz): 24.03 dBm DC_2A_n78A (3450-3550 MHz): 22.69 dBm DC_2A_n78A (3550-3700 MHz): 19.90 dBm DC_2A_n78A (3700-3800 MHz): 22.90 dBm DC_7A_n78A (3450-3550 MHz): 22.77 dBm DC_7A_n78A (3550-3700 MHz): 21.92 dBm DC_7A_n78A (3700-3800 MHz): 22.78 dBm DC_41A_n78A (3450-3550 MHz): 22.78 dBm DC_41A_n78A (3550-3700 MHz): 19.76 dBm DC_41A_n78A (3700-3800 MHz): 22.84 dBm DC_42A_n78A (3450-3550 MHz): 20.00 dBm DC_42A_n78A (3550-3700 MHz): 20.45 dBm DC_42A_n78A (3700-3800 MHz): 23.64 dBm</p>
<p>SCS and Channel Bandwidths</p>	<p>n2_SCS 15kHz: 5 MHz, 10 MHz, 15 MHz, 20 MHz n5_SCS 15kHz: 5 MHz, 10 MHz, 15 MHz, 20 MHz n7_SCS 15kHz: 5 MHz, 10 MHz, 15 MHz, 20 MHz n12_SCS 15kHz: 5 MHz, 10 MHz, 15 MHz n13_SCS 15kHz: 5 MHz, 10 MHz n14_SCS 15kHz: 5 MHz, 10 MHz n18_SCS 15kHz: 5 MHz, 10 MHz, 15 MHz n25_SCS 15kHz: 5 MHz, 10 MHz, 15 MHz, 20 MHz n26_SCS 15kHz: 5 MHz, 10 MHz, 15 MHz, 20 MHz n30_SCS 15kHz: 10 MHz n38_SCS 30kHz: 20 MHz, 30 MHz, 40 MHz n41_SCS 30kHz: 20MHz, 30 MHz, 40 MHz, 50 MHz, 60 MHz, 70 MHz, 80 MHz, 90 MHz, 100 MHz n48_SCS 30kHz: 20 MHz, 40 MHz</p>

		n66_SCS 15kHz: 5 MHz, 10 MHz, 15 MHz, 20 MHz, 30MHz n71_SCS 15kHz: 5 MHz, 10 MHz, 15 MHz, 20 MHz n77_SCS 30kHz: 20 MHz, 30 MHz, 40 MHz, 60 MHz, 80 MHz, 100 MHz n78_SCS 30kHz: 20MHz, 30 MHz, 40 MHz, 50 MHz, 60 MHz, 70 MHz, 80 MHz, 90 MHz, 100 MHz	
Band	Power Class	Tx Frequency Range	Rx Frequency Range
WCDMA B2	3	1850 MHz ~ 1910 MHz	1930 MHz ~ 1990 MHz
WCDMA B4	3	1710 MHz ~ 1755 MHz	2110 MHz ~ 2155 MHz
WCDMA B5	3	824 MHz ~ 849 MHz	869 MHz ~ 894 MHz
LTE B2	3	1850 MHz ~ 1910 MHz	1930 MHz ~ 1990 MHz
LTE B4	3	1710 MHz ~ 1755 MHz	2110 MHz ~ 2155 MHz
LTE B5	3	824 MHz ~ 849 MHz	869 MHz ~ 894 MHz
LTE B7	3	2500 MHz ~ 2570 MHz	2620 MHz ~ 2690 MHz
LTE B12	3	699 MHz ~ 716 MHz	729 MHz ~ 746 MHz
LTE B13	3	777 MHz ~ 787 MHz	746 MHz ~ 756 MHz
LTE B14	3	788 MHz ~ 798 MHz	758 MHz ~ 768 MHz
LTE B17	3	704 MHz ~ 716 MHz	734 MHz ~ 746 MHz
LTE B18	3	815 MHz ~ 824 MHz	860 MHz ~ 869 MHz
		824 MHz ~ 830 MHz	869 MHz ~ 875 MHz
LTE B19	3	830 MHz ~ 845 MHz	875 MHz ~ 890 MHz
LTE B25	3	1850 MHz ~ 1915 MHz	1930 MHz ~ 1995 MHz
LTE B26	3	814 MHz ~ 824 MHz	859 MHz ~ 869 MHz
		824 MHz ~ 849 MHz	869 MHz ~ 894 MHz
LTE B30	3	2305 MHz ~ 2315 MHz	2350 MHz ~ 2360 MHz
LTE B38	3	2570 MHz ~ 2620 MHz	2570 MHz ~ 2620 MHz
LTE B41	3	2496 MHz ~ 2690 MHz	2496 MHz ~ 2690 MHz
LTE B42	3	3450 MHz ~ 3550 MHz	3450 MHz ~ 3550 MHz
LTE B43	3	3700 MHz ~ 3800 MHz	3700 MHz ~ 3800 MHz
LTE B48	3	3550 MHz ~ 3700 MHz	3550 MHz ~ 3700 MHz
LTE B66	3	1710 MHz ~ 1780 MHz	2110 MHz ~ 2180 MHz
LTE B71	3	663 MHz ~ 698 MHz	617 MHz ~ 652 MHz
NR n2	3	1850 MHz ~ 1910 MHz	1930 MHz ~ 1990 MHz
NR n5	3	824 MHz ~ 849 MHz	869 MHz ~ 894 MHz
NR n7	3	2500 MHz ~ 2570 MHz	2620 MHz ~ 2690 MHz
NR n12	3	699 MHz ~ 716 MHz	729 MHz ~ 746 MHz
NR n13	3	746 MHz ~ 756 MHz	777 MHz ~ 787 MHz
NR n14	3	788 MHz ~ 798 MHz	758 MHz ~ 768 MHz
NR n18	3	815 MHz ~ 824 MHz	860 MHz ~ 869 MHz
		824 MHz ~ 830 MHz	869 MHz ~ 875 MHz
NR n25	3	1850 MHz ~ 1915 MHz	1930 MHz ~ 1995 MHz
NR n26	3	814 MHz ~ 824 MHz	859 MHz ~ 869 MHz

		824 MHz ~ 849 MHz	869 MHz ~ 894 MHz
NR n30	3	2305 MHz ~ 2315 MHz	2350 MHz ~ 2360 MHz
NR n38	3	2570 MHz ~ 2620 MHz	2570 MHz ~ 2620 MHz
NR n41	2	2496 MHz ~ 2690 MHz	2496 MHz ~ 2690 MHz
NR n48	2	3550 MHz ~ 3700 MHz	3550 MHz ~ 3700 MHz
NR n66	3	1710 MHz ~ 1780 MHz	2110 MHz ~ 2180 MHz
NR n71	3	663 MHz ~ 698 MHz	617 MHz ~ 652 MHz
NR n77	2	3450 MHz ~ 3550 MHz	3450 MHz ~ 3550 MHz
		3550 MHz ~ 3700 MHz	3550 MHz ~ 3700 MHz
		3700 MHz ~ 3980 MHz	3700 MHz ~ 3980 MHz
NR n78	2	3450 MHz ~ 3550 MHz	3450 MHz ~ 3550 MHz
		3550 MHz ~ 3700 MHz	3550 MHz ~ 3700 MHz
		3700 MHz ~ 3800 MHz	3700 MHz ~ 3800 MHz

Note1: The EUT information provided by the applicant, except for The Max RF Conducted Power. For more detailed band specifications and features description, please refer to the manufacturer's specifications or user's manual.

Note2: All ENDC bands support Power Class 3 only.

3 SUMMARY OF TEST RESULTS

3.1 Test Standards

No.	Identity	Document Title
1	47 CFR Part 2	Frequency Allocations and Radio Treaty Matters; General Rules and Regulations
2	47 CFR Part 22 Subpart H	Cellular Radiotelephone Service
3	47 CFR Part 24 Subpart E	Broadband PCS
4	47 CFR Part 27	Miscellaneous Wireless Communications Services
5	47 CFR Part 90 Subpart S	Regulations Governing Licensing and Use of Frequencies in the 806-824, 851-869, 896-901, and 935-940 MHz Bands
6	47 CFR Part 90 Subpart R	Regulations Governing Licensing and Use of Frequencies in the 758-775 and 788-805 MHz Bands
7	47 CFR Part 96	CITIZENS BROADBAND RADIO SERVICE
8	ANSI C63.26-2015	American National Standard for Compliance Testing of Transmitters Used in Licensed Radio Services
9	KDB 971168 D01 v03	Measurement Guidance for Certification of Licensed Digital Transmitters

3.2 Test Verdict

No.	Test Description	FCC Part No.	Test Result	Test Verdict
1	Conducted RF Output Power	2.1046	Reporting only (ANNEX A.1)	Pass
2	Effective (Isotropic) Radiated Power	2.1046 22.913 24.232 27.50 90.635(b) 90.542(a) 96.41(b)	ANNEX A.1	Pass
3	Peak to Average Ratio	2.1046 24.232(d) 27.50(d)	ANNEX A.2	Pass
4	Occupied Bandwidth	2.1049 22.917 24.238 27.53 90.209	ANNEX A.3	Pass
5	Frequency Stability	2.1055 22.355 24.235 27.54 90.213	ANNEX A.4	Pass
6	Spurious Emission at Antenna Terminals	2.1051 22.917 24.238 27.53 90.691 90.543 96.41(e)	ANNEX A.5	Pass
7	Band Edge	2.1051 22.917 24.238 27.53 90.691 90.543 96.41(e)	ANNEX A.6	Pass
8	Field Strength of Spurious Radiation	2.1053 22.917 24.238 27.53 90.691	ANNEX A.7	Pass

No.	Test Description	FCC Part No.	Test Result	Test Verdict
		90.543 96.41(e)		

4 GENERAL TEST CONFIGURATIONS

4.1 Test Environments

During the measurement, the environmental conditions were within the listed ranges:

Relative Humidity		20% to 75%
Atmospheric Pressure		98 kPa to 102 kPa
Test Voltage of the EUT	NV (Normal Voltage)	3.8 V
	LV (Low Voltage)	3.135V
	HV (High Voltage)	4.4V
Test Temperature of the EUT	NT (Normal Temperature)	15 °C to 35 °C
	LT (Low Temperature)	-30 °C
	HT (High Temperature)	+70 °C

4.2 Test Equipment List

Description	Manufacturer	Model	Serial No.	Version	Cal. Date	Cal. Due
2/3/4/5G RF Test System						
BL410 Test Software	BALUN	BL410R	N/A	2.1.1.496	N/A	N/A
UCTS Test Software	Anritsu	UCTS	N/A	V 6.21.1105.0	N/A	N/A
Temperature Chamber	AHK	SP20	1412	N/A	2022.09.20	2023.09.19
Universal Radio Communication Tester	R&S	CMU 200	121487	V5.21	2022.12.28	2023.12.27
Wideband Radio Communication Tester	R&S	CMW 500	167190	V4.0.60	2022.05.19	2023.05.18
					2023.05.11	2024.05.10
Wideband Radio Communication Tester	R&S	CMW 500	102318	V3.2.71	2022.05.19	2023.05.18
					2023.05.16	2024.05.15
5G Wireless Test Platform	Starpoint	SP9500-CTS	19220	C1.0.8.32	2022.11.22	2023.11.21
Radio Communication Test Station	Anritsu	MT8821C	6201588572	40.20S #005	2022.05.31	2023.05.30
					2023.05.11	2024.05.10

Radio Communication Test Station	Anritsu	MT8000A	6261940329	Ver.10.00.02.00	2022.03.14	2023.03.13
					2023.03.13	2024.03.12
Spectrum Analyzer	keysight	N9020A	MY50531628	A.16.09	2022.05.23	2023.05.22
					2023.05.12	2024.05.11
Spectrum Analyzer	R&S	FSV40	101544	2.30.SP4	2022.12.28	2023.12.27
DC Power Supply	ITECH	IT6863A	800014020757120005	N/A	2022.09.09	2023.09.08
Radiated Test System						
Radiated Test System Test Software	BALUN	BL410-E	N/A	V19.918	N/A	N/A
Wideband Radio Communication Tester	R&S	CMW 500	167190	V4.0.60	2022.05.19	2023.05.18
					2023.05.11	2024.05.10
Wideband Radio Communication Tester	R&S	CMW 500	102318	V3.2.71	2022.05.19	2023.05.18
					2023.05.16	2024.05.15
5G Wireless Test Platform	Starpoint	SP9500-CTS	19220	C1.0.8.32	2022.11.22	2023.11.21
Spectrum Analyzer	R&S	FSV40	101544	2.30.SP4	2022.12.28	2023.12.27
Test Antenna-Bi-Log(30 MHz-3 GHz)	Schwarzbeck	VULB 9163	9163-624	N/A	2021.08.20	2024.08.19
Test Antenna-Horn(1-18 GHz)	Schwarzbeck	BBHA 9120D	01917	N/A	2022.06.09	2025.06.08
Test Antenna-Horn(18-40 GHz)	A-INFO	LB-180400KF	J211060273	N/A	2021.07.02	2024.07.01
Anechoic Chamber	YIHENG	9m*6m*6m	144	N/A	2022.02.09	2024.09.03
EMI Receiver	Keysight	N9038A	MY53220118	A.14.16	2022.09.08	2023.09.07

4.3 Test Configurations

Test Items	Test Mode	Test Channel		
		LCH	MCH	HCH
Effective (Isotropic) Radiated Power	WCDMA Band 2	v	v	v
	WCDMA Band 4	v	v	v
	WCDMA Band 5	v	v	v
	HSDPA Band 2	v	v	v
	HSDPA Band 4	v	v	v
	HSDPA Band 5	v	v	v
	HSUPA Band 2	v	v	v
	HSUPA Band 4	v	v	v
	HSUPA Band 5	v	v	v
Peak to Average Ratio	WCDMA Band 2	v	v	v
	WCDMA Band 4	v	v	v
	WCDMA Band 5	v	v	v
Occupied Bandwidth	WCDMA Band 2	v	v	v
	WCDMA Band 4	v	v	v
	WCDMA Band 5	v	v	v
Frequency Stability	WCDMA Band 2	v	v	v
	WCDMA Band 4	v	v	v
	WCDMA Band 5	v	v	v
Spurious Emission at Antenna Terminals	WCDMA Band 2	v	v	v
	WCDMA Band 4	v	v	v
	WCDMA Band 5	v	v	v
Band Edge	WCDMA Band 2	v	--	v
	WCDMA Band 4	v	--	v
	WCDMA Band 5	v	--	v
Field Strength of Spurious Radiation	WCDMA Band 2	v	v	v
	WCDMA Band 4	v	v	v
	WCDMA Band 5	v	v	v

Note 1: The mark "v" means that this configuration is chosen for testing.

Test Mode	UL Channel	UL Channel No.	UL Frequency (MHz)
WCDMA Band 2	Low Channel	9262	1852.4
	Middle Channel	9400	1880.0
	High Channel	9538	1907.6
WCDMA Band 4	Low Channel	1312	1712.4
	Middle Channel	1412	1732.4
	High Channel	1513	1752.6
WCDMA Band 5	Low Channel	4132	826.4
	Middle Channel	4182	836.4
	High Channel	4233	846.6

LTE Band	Bandwidth (MHz)						Modulation Type		RB#			Test Channel		
	1.4	3	5	10	15	20	QPSK	16-QAM	1	Half	Full	LCH	MCH	HCH
Effective (Isotropic) Radiated Power														
2	v	v	v	v	v	v	v	v	v	v	v	v	v	v
4	v	v	v	v	v	v	v	v	v	v	v	v	v	v
5	v	v	v	v	n	n	v	v	v	v	v	v	v	v
7	n	n	v	v	v	v	v	v	v	v	v	v	v	v
12	v	v	v	v	n	n	v	v	v	v	v	v	v	v
13	n	n	v	v	n	n	v	v	v	v	v	v	v	v
14	n	n	v	v	n	n	v	v	v	v	v	v	v	v
17	n	n	v	v	n	n	v	v	v	v	v	v	v	v
18(824-830 MHz)	n	n	v	--	--	n	v	v	v	v	v	v	v	v
18(815-824 MHz)	n	n	v	--	--	n	v	v	v	v	v	v	v	v
19	n	n	v	v	v	n	v	v	v	v	v	v	v	v
25	v	v	v	v	v	v	v	v	v	v	v	v	v	v
26(824-849 MHz)	v	v	v	v	v	n	v	v	v	v	v	v	v	v
26(814-824 MHz)	v	v	v	v	--	n	v	v	v	v	v	v	v	v
30	n	n	v	v	n	n	v	v	v	v	v	v	v	v
38	n	n	v	v	v	v	v	v	v	v	v	v	v	v
41	n	n	v	v	v	v	v	v	v	v	v	v	v	v
42	n	n	v	v	v	v	v	v	v	v	v	v	v	v
43	n	n	v	v	v	v	v	v	v	v	v	v	v	v
48	n	n	v	v	v	v	v	v	v	v	v	v	v	v
66	v	v	v	v	v	v	v	v	v	v	v	v	v	v
71	n	n	v	v	v	v	v	v	v	v	v	v	v	v
Peak to Average Ratio														
2	--	--	--	--	--	v	v	v	v	--	v	v	v	v
4	--	--	--	--	--	v	v	v	v	--	v	v	v	v
5	--	--	--	v	n	n	v	v	v	--	v	v	v	v
7	n	n	--	--	--	v	v	v	v	--	v	v	v	v
12	--	--	--	v	n	n	v	v	v	--	v	v	v	v
13	n	n	--	v	n	n	v	v	v	--	v	--	v	--
14	n	n	--	v	n	n	v	v	v	--	v	--	v	--
17	n	n	--	v	n	n	v	v	v	--	v	v	v	v
25	--	--	--	--	--	v	v	v	v	--	v	v	v	v
26(824-849 MHz)	--	--	--	--	v	n	v	v	v	--	v	v	v	v

LTE Band	Bandwidth (MHz)						Modulation Type		RB#			Test Channel		
	1.4	3	5	10	15	20	QPSK	16-QAM	1	Half	Full	LCH	MCH	HCH
26(814-824 MHz)	--	--	--	v	--	n	v	v	v	--	v	--	v	--
30	n	n	--	v	n	n	v	v	v	--	v	--	v	--
38	n	n	--	--	--	v	v	v	v	--	v	v	v	v
41	n	n	--	--	--	v	v	v	v	--	v	v	v	v
42	n	n	--	--	--	v	v	v	v	--	v	v	v	v
43	n	n	--	--	--	v	v	v	v	--	v	v	v	v
48	n	n	--	v	--	--	v	v	v	--	v	v	v	v
66	--	--	--	--	--	v	v	v	v	--	v	v	v	v
71	n	n	n	n	n	v	v	v	v	--	v	v	v	v
Occupied Bandwidth														
2	v	v	v	v	v	v	v	v	--	--	v	v	v	v
4	v	v	v	v	v	v	v	v	--	--	v	v	v	v
5	v	v	v	v	n	n	v	v	--	--	v	v	v	v
7	n	n	v	v	v	v	v	v	--	--	v	v	v	v
12	v	v	v	v	n	n	v	v	--	--	v	v	v	v
13	n	n	v	v	n	n	v	v	--	--	v	v	v	v
14	n	n	v	v	n	n	v	v	--	--	v	v	v	v
17	n	n	v	v	n	n	v	v	--	--	v	v	v	v
18(824-830MHz)	n	n	v	--	--	n	v	v	--	--	v	v	v	v
18(815-824MHz)	n	n	v	--	--	n	v	v	--	--	v	v	v	v
19	n	n	v	v	v	n	v	v	--	--	v	v	v	v
25	v	v	v	v	v	v	v	v	--	--	v	v	v	v
26(824-849 MHz)	v	v	v	v	v	n	v	v	--	--	v	v	v	v
26(814-824 MHz)	v	v	v	v	--	n	v	v	--	--	v	v	v	v
30	n	n	v	v	n	n	v	v	--	--	v	v	v	v
38	n	n	v	v	v	v	v	v	--	--	v	v	v	v
41	n	n	v	v	v	v	v	v	--	--	v	v	v	v
42	n	n	v	v	v	v	v	v	--	--	v	v	v	v
43	n	n	v	v	v	v	v	v	--	--	v	v	v	v
48	n	n	v	v	v	v	v	v	--	--	v	v	v	v
66	v	v	v	v	v	v	v	v	--	--	v	v	v	v
71	n	n	v	v	v	v	v	v	--	--	v	v	v	v
Frequency Stability														
2	--	--	--	v	--	--	v	v	--	--	v	--	v	--
4	--	--	--	v	--	--	v	v	--	--	v	--	v	--
5	--	--	--	v	n	n	v	v	--	--	v	--	v	--

LTE Band	Bandwidth (MHz)						Modulation Type		RB#			Test Channel		
	1.4	3	5	10	15	20	QPSK	16-QAM	1	Half	Full	LCH	MCH	HCH
7	n	n	--	v	--	--	v	v	--	--	v	--	v	--
12	--	--	--	v	n	n	v	v	--	--	v	--	v	--
13	n	n	--	v	n	n	v	v	--	--	v	--	v	--
14	n	n	--	v	n	n	v	v	--	--	v	--	v	--
17	n	n	--	v	n	n	v	v	--	--	v	--	v	--
25	--	--	--	v	--	--	v	v	--	--	v	--	v	--
26(824-849 MHz)	--	--	--	v	--	n	v	v	--	--	v	--	v	--
26(814-824 MHz)	--	--	--	v	--	n	v	v	--	--	v	--	v	--
30	n	n	--	v	n	n	v	v	--	--	v	--	v	--
38	n	n	--	v	--	--	v	v	--	--	v	--	v	--
41	n	n	--	v	--	--	v	v	--	--	v	--	v	--
42	n	n	--	v	--	--	v	v	--	--	v	--	v	--
43	n	n	--	v	--	--	v	v	--	--	v	--	v	--
48	n	n	--	v	--	--	v	v	--	--	v	--	v	--
66	--	--	--	v	--	--	v	v	--	--	v	--	v	--
71	n	n	--	v	--	--	v	v	--	--	v	--	v	--
Spurious Emission at Antenna Terminals														
2	v	v	v	v	v	v	v	v	v	--	--	v	v	v
4	v	v	v	v	v	v	v	v	v	--	--	v	v	v
5	v	v	v	v	n	n	v	v	v	--	--	v	v	v
7	n	n	v	v	v	v	v	v	v	--	--	v	v	v
12	v	v	v	v	n	n	v	v	v	--	--	v	v	v
13	n	n	v	v	n	n	v	v	v	--	--	v	v	v
14	n	n	v	v	n	n	v	v	v	--	--	v	v	v
17	n	n	v	v	n	n	v	v	v	--	--	v	v	v
25	v	v	v	v	v	v	v	v	v	--	--	v	v	v
26(824-849 MHz)	v	v	v	v	v	n	v	v	v	--	--	v	v	v
26(814-824 MHz)	v	v	v	v	--	n	v	v	v	--	--	v	v	v
30	n	n	v	v	n	n	v	v	v	--	--	v	v	v
38	n	n	v	v	v	v	v	v	v	--	--	v	v	v
41	n	n	v	v	v	v	v	v	v	--	--	v	v	v
42	n	n	v	v	v	v	v	v	v	--	--	v	v	v
43	n	n	v	v	v	v	v	v	v	--	--	v	v	v
48	n	n	v	v	v	v	v	v	v	--	--	v	v	v
66	v	v	v	v	v	v	v	v	v	--	--	v	v	v
71	n	n	v	v	v	v	v	v	v	--	--	v	v	v
Band Edge														

LTE Band	Bandwidth (MHz)						Modulation Type		RB#			Test Channel		
	1.4	3	5	10	15	20	QPSK	16-QAM	1	Half	Full	LCH	MCH	HCH
2	v	v	v	v	v	v	v	v	v	--	v	v	--	v
4	v	v	v	v	v	v	v	v	v	--	v	v	--	v
5	v	v	v	v	n	n	v	v	v	--	v	v	--	v
7	n	n	v	v	v	v	v	v	v	--	v	v	--	v
12	v	v	v	v	n	n	v	v	v	--	v	v	--	v
13	n	n	v	v	n	n	v	v	v	--	v	v	--	v
14	n	n	v	v	n	n	v	v	v	--	v	v	--	v
17	n	n	v	v	n	n	v	v	v	--	v	v	--	v
25	v	v	v	v	v	v	v	v	v	--	v	v	--	v
26(824-849 MHz)	v	v	v	v	v	n	v	v	v	--	v	v	--	v
26(814-824 MHz)	v	v	v	v	--	n	v	v	v	--	v	v	--	v
30	n	n	v	v	n	n	v	v	v	--	v	v	--	v
38	n	n	v	v	v	v	v	v	v	--	v	v	--	v
41	n	n	v	v	v	v	v	v	v	--	v	v	--	v
42	n	n	v	v	v	v	v	v	v	--	v	v	--	v
43	n	n	v	v	v	v	v	v	v	--	v	v	--	v
48	n	n	v	v	v	v	v	v	v	--	v	v	--	v
66	v	v	v	v	v	v	v	v	v	--	v	v	--	v
71	n	n	v	v	v	v	v	v	v	--	v	v	--	v
Field Strength of Spurious Radiation														
2	v	v	v	v	v	v	v	--	v	--	--	--	v	--
4	v	v	v	v	v	v	v	--	v	--	--	--	v	--
5	v	v	v	v	n	n	v	--	v	--	--	--	v	--
7	n	n	v	v	v	v	v	--	v	--	--	--	v	--
12	v	v	v	v	n	n	v	--	v	--	--	--	v	--
13	n	n	v	v	n	n	v	--	v	--	--	--	v	--
14	n	n	v	v	n	n	v	--	v	--	--	--	v	--
17	n	n	v	v	n	n	v	--	v	--	--	--	v	--
25	v	v	v	v	v	v	v	--	v	--	--	--	v	--
26(824-849 MHz)	v	v	v	v	v	n	v	--	v	--	--	--	v	--
26(814-824 MHz)	v	v	v	v	--	n	v	--	v	--	--	--	v	--
30	n	n	v	v	n	n	v	--	v	--	--	--	v	--
38	n	n	v	v	v	v	v	--	v	--	--	--	v	--
41	n	n	v	v	v	v	v	--	v	--	--	--	v	--
42	n	n	v	v	v	v	v	--	v	--	--	--	v	--
43	n	n	v	v	v	v	v	--	v	--	--	--	v	--
48	n	n	v	v	v	v	v	--	v	--	--	--	v	--

LTE Band	Bandwidth (MHz)						Modulation Type		RB#			Test Channel		
	1.4	3	5	10	15	20	QPSK	16-QAM	1	Half	Full	LCH	MCH	HCH
66	v	v	v	v	v	v	v	--	v	--	--	--	v	--
71	n	n	v	v	v	v	v	--	v	--	--	--	v	--

Note 1: The mark "v" means that this configuration is chosen for testing.
Note 2: The mark "n" means that this bandwidth is not supported.

Test Mode	UL Channel	Channel Bandwidth (MHz)	UL Channel No.	UL Frequency (MHz)	
LTE Band 2	Low Range	1.4	18607	1850.7	
		3	18615	1851.5	
		5	18625	1852.5	
		10	18650	1855	
		15	18675	1857.5	
		20	18700	1860	
	Middle Range	1.4/3/5/10/15/20	18900	1880	
	High Range	1.4	19193	1909.3	
		3	19185	1908.5	
		5	19175	1907.5	
		10	19150	1905	
		15	19125	1902.5	
		20	19100	1900	
	LTE Band 4	Low Range	1.4	19957	1710.7
			3	19965	1711.5
5			19975	1712.5	
10			20000	1715	
15			20025	1717.5	
20			20050	1720	
Middle Range		1.4/3/5/10/15/20	20175	1732.5	
High Range		1.4	20393	1754.3	
		3	20385	1753.5	
		5	20375	1752.5	
		10	20350	1750	
		15	20325	1747.5	
	20	20300	1745		
LTE Band 5	Low Range	1.4	20407	824.7	
		3	20415	825.5	
		5	20425	826.5	
		10	20450	829	
	Middle Range	1.4/3/5/10	20525	836.5	
	High Range	1.4	20643	848.3	
		3	20635	847.5	
		5	20625	846.5	
		10	20600	844	
LTE Band 7		Low Range	5	20775	2502.5
	10		20800	2505	
	15		20825	2507.5	
	20		20850	2510	
	Middle Range	5/10/15/20	21100	2535	

Test Mode	UL Channel	Channel Bandwidth (MHz)	UL Channel No.	UL Frequency (MHz)
	High Range	5	21425	2567.5
		10	21400	2565
		15	21375	2562.5
		20	21350	2560
LTE Band 12	Low Range	1.4	23017	699.7
		3	23025	700.5
		5	23035	701.5
		10	23060	704
	Middle Range	1.4/3/5/10	23095	707.5
	High Range	1.4	23173	715.3
		3	23165	714.5
		5	23155	713.5
		10	23130	711
	LTE Band 13	Low Range	5	23205
10			23230	782
Middle Range		5/10	23230	782
High Range		5	23255	784.5
		10	23230	782
LTE Band 14	Low Range	5	23305	790.5
		10	23330	793
	Middle Range	5/10	23330	793
	High Range	5	23355	795.5
		10	23330	793
LTE Band 17	Low Range	5	23755	706.5
		10	23780	709
	Middle Range	5/10	23790	710
	High Range	5	23825	713.5
		10	23800	711
LTE Band 18 (815-824MHz)	Low Range	5	23875	817.5
	Middle Range	5	23895	819.5
	High Range	5	23915	821.5
LTE Band 18 (824-830MHz)	Low Range	5	23965	826.5
	Middle Range	5	23970	827
	High Range	5	23975	827.5
LTE Band 19	Low Range	5	24025	832.5
		10	24050	835
		15	24075	837.5
	Middle Range	5/10/15	24075	837.5
	High Range	5	24125	842.5
		10	24100	840
		15	24075	837.5

Test Mode	UL Channel	Channel Bandwidth (MHz)	UL Channel No.	UL Frequency (MHz)	
LTE Band 25	Low Range	1.4	26047	1850.7	
		3	26055	1851.5	
		5	26065	1852.5	
		10	26090	1855	
		15	26115	1857.5	
		20	26140	1860	
	Middle Range	1.4/3/5/10/15/20	26365	1882.5	
	High Range	1.4	26683	1914.3	
		3	26675	1913.5	
		5	26665	1912.5	
		10	26640	1910	
		15	26615	1907.5	
20		26590	1905		
LTE Band 26 (814-824MHz)	Low Range	1.4	26697	814.7	
		3	26705	815.5	
		5	26715	816.5	
		10	---	---	
	Middle Range	1.4/3/5/10	26740	819	
	High Range	1.4	26783	823.3	
		3	26775	822.5	
		5	26765	821.5	
		10	---	---	
		LTE Band 26 (824-849MHz)	Low Range	1.4	26797
3				26805	825.5
5	26815			826.5	
10	26840			829	
15	26865			831.5	
Middle Range	1.4/3/5/10/15		26915	836.5	
High Range	1.4	27033	848.3		
	3	27025	847.5		
	5	27015	846.5		
	10	26990	844		
	15	26965	841.5		
LTE Band 30	Low Range	5	27685	2307.5	
		10	--	--	
	Middle Range	5/10	27710	2310	
	High Range	5	27735	2312.5	
10		--	--		
LTE-Band 66	Low Range	1.4	131979	1710.7	
		3	131987	1711.5	
		5	131997	1712.5	

Test Mode	UL Channel	Channel Bandwidth (MHz)	UL Channel No.	UL Frequency (MHz)	
		10	132022	1715	
		15	132047	1717.5	
		20	132072	1720	
		Middle Range	1.4/3/5/10/15/20	132322	1745
	High Range	1.4	132665	1779.3	
		3	132657	1778.5	
		5	132647	1777.5	
		10	132622	1775	
		15	132597	1772.5	
		20	132572	1770	
LTE-Band 71	Low Range	5	133147	665.5	
		10	133172	668	
		15	133197	670.5	
		20	133222	673	
		Middle Range	5/10/15/20	133297	680.5
	High Range	5	133447	695.5	
		10	133422	693	
		15	133397	690.5	
		20	133372	688	
	LTE Band 38	Low Range	5	37775	2572.5
10			37800	2575	
15			37825	2577.5	
20			37850	2580	
		Middle Range	5/10/15/20	38000	2595
High Range		5	38225	2617.5	
		10	38200	2615	
		15	38175	2612.5	
		20	38150	2610	
LTE Band 41		Low Range	5	39675	2498.5
	10		39700	2501	
	15		39725	2503.5	
	20		39750	2506	
		Middle Range	5/10/15/20	40620	2593
	High Range	5	41565	2687.5	
		10	41540	2685	
		15	41515	2682.5	
		20	41490	2680	
	LTE Band 42	Low Range	5	42115	3452.5
10			42140	3455	
15			42165	3457.5	
20			42190	3460	

Test Mode	UL Channel	Channel Bandwidth (MHz)	UL Channel No.	UL Frequency (MHz)
	Middle Range	5/10/15/20	42590	3500
	High Range	5	43065	3457.5
		10	43040	3545
		15	43015	3542.5
		20	42990	3540
LTE Band 43	Low Range	5	44615	3702.5
		10	44640	3705
		15	44665	3707.5
		20	44690	3710
	Middle Range	5/10/15/20	45090	3750
	High Range	5	45565	3797.5
		10	45540	3795
		15	45515	3792.5
		20	45490	3790
	LTE Band 48	Low Range	5	55265
10			55290	3555
15			55315	3557.5
20			55340	3560
Middle Range		5/10/15/20	55990	3625
High Range		5	56715	3697.5
		10	56690	3695
		15	56665	3692.5
		20	56640	3690

Test frequencies for CA_2C											
Range	CC-Combo / NRB_agg [RB]	CC1					CC2				
		BW [RB]	N _{UL}	f _{UL} [MHz]	N _{DL}	f _{DL} [MHz]	BW [RB]	N _{UL}	f _{UL} [MHz]	N _{DL}	f _{DL} [MHz]
Low	25+100	25	18633	1853.3	633	1933.3	100	18750	1865	750	1945
		100	18700	1860	700	1940	25	18817	1871.7	817	1951.7
	50+75	50	18653	1855.3	653	1935.3	75	18773	1867.3	773	1947.3
		75	18675	1857.5	675	1937.5	50	18795	1869.5	795	1949.5
	50+100	50	18655	1855.5	655	1935.5	100	18799	1869.9	799	1949.9
		100	18700	1860	700	1940	50	18844	1874.4	844	1954.4
	75+75	75	18675	1857.5	675	1937.5	75	18825	1872.5	825	1952.5
	75+100	75	18678	1857.8	678	1937.8	100	18849	1874.9	849	1954.9
		100	18700	1860	700	1940	75	18871	1877.1	871	1957.1
	100+100	100	18700	1860	700	1940	100	18898	1879.8	898	1959.8
Mid	25+100	25	18808	1870.8	808	1950.8	100	18925	1882.5	925	1962.5
		100	18875	1877.5	875	1957.5	25	18992	1889.2	992	1969.2
	50+75	50	18829	1872.9	829	1952.9	75	18949	1884.9	949	1964.9
		75	18851	1875.1	851	1955.1	50	18971	1887.1	971	1967.1
	50+100	50	18806	1870.6	806	1950.6	100	18950	1885	950	1965
		100	18851	1875.1	851	1955.1	50	18995	1889.5	995	1969.5
	75+75	75	18825	1872.5	825	1952.5	75	18975	1887.5	975	1967.5
	75+100	75	18803	1870.3	803	1950.3	100	18974	1887.4	974	1967.4
		100	18826	1872.6	826	1952.6	75	18997	1889.7	997	1969.7
	100+100	100	18801	1870.1	801	1950.1	100	18999	1889.9	999	1969.9
High	25+100	25	18983	1888.3	983	1968.3	100	19100	1900	1100	1980
		100	19050	1895	1050	1975	25	19167	1906.7	1167	1986.7
	50+75	50	19005	1890.5	1005	1970.5	75	19125	1902.5	1125	1982.5
		75	19027	1892.7	1027	1972.7	50	19147	1904.7	1147	1984.7
	50+100	50	18956	1885.6	956	1965.6	100	19100	1900	1100	1980
		100	19001	1890.1	1001	1970.1	50	19145	1904.5	1145	1984.5
	75+75	75	18975	1887.5	975	1967.5	75	19125	1902.5	1125	1982.5
	75+100	75	18929	1882.9	929	1962.9	100	19100	1900	1100	1980
		100	18951	1885.1	951	1965.1	75	19122	1902.2	1122	1982.2
	100+100	100	18902	1880.2	902	1960.2	100	19100	1900	1100	1980

Note 1: Carriers in increasing frequency order.

Test frequencies for CA_5B											
Range	CC-Combo / NRB_agg [RB]	CC1					CC2				
		BW [RB]	N _{UL}	f _{UL} [MHz]	N _{DL}	f _{DL} [MHz]	BW [RB]	N _{UL}	f _{UL} [MHz]	N _{DL}	f _{DL} [MHz]
Low	25+50	25	20428	826.8	2428	871.8	50	20500	834	2500	879
		50	20450	829	2450	874	25	20522	836.2	2522	881.2
	50+50	50	20450	829	2450	874	50	20549	838.9	2549	883.9
Mid	25+50	25	20478	831.8	2478	876.8	50	20550	839	2550	884
		50	20500	834	2500	879	25	20572	841.2	2572	886.2
	50+50	50	20476	831.6	2476	876.6	50	20575	841.5	2575	886.5
High	25+50	25	20528	836.8	2528	881.8	50	20600	844	2600	889
		50	20550	839	2550	884	25	20622	846.2	2622	891.2
	50+50	50	20501	834.1	2501	879.1	50	20600	844	2600	889

Test frequencies for CA_7C											
Range	CC-Combo / NRB_agg [RB]	CC1					CC2				
		BW [RB]	N _{UL}	f _{UL} [MHz]	N _{DL}	f _{DL} [MHz]	BW [RB]	N _{UL}	f _{UL} [MHz]	N _{DL}	f _{DL} [MHz]
Low	50+100	50	20805	2505.5	2805	2625.5	100	20949	2519.9	2949	2639.9
		100	20850	2510	2850	2630	50	20994	2524.4	2994	2644.4
	75+50	75	20825	2507.5	2825	2627.5	50	20945	2519.5	2945	2639.5
	75+75	75	20825	2507.5	2825	2627.5	75	20975	2522.5	2975	2642.5
	75+100	75	20828	2507.8	2828	2627.8	100	20999	2524.9	2999	2644.9
		100	20850	2510	2850	2630	75	21021	2527.1	3021	2647.1
	100+100	100	20850	2510	2850	2630	100	21048	2529.8	3048	2649.8
Mid	50+100	50	21006	2525.6	3006	2645.6	100	21150	2540	3150	2660
		100	21051	2530.1	3051	2650.1	50	21195	2544.5	3195	2664.5
	75+50	75	21051	2530.1	3051	2650.1	50	21171	2542.1	3171	2662.1
	75+75	75	21025	2527.5	3025	2647.5	75	21175	2542.5	3175	2662.5
	75+100	75	21003	2525.3	3003	2645.3	100	21174	2542.4	3174	2662.4
		100	21026	2527.6	3026	2647.6	75	21197	2544.7	3197	2664.7
	100+100	100	21001	2525.1	3001	2645.1	100	21199	2544.9	3199	2664.9
High	50+100	50	21206	2545.6	3206	2665.6	100	21350	2560	3350	2680
		100	21251	2550.1	3251	2670.1	50	21395	2564.5	3395	2684.5
	75+50	75	21277	2552.7	3277	2672.7	50	21397	2564.7	3397	2684.7
	75+75	75	21225	2547.5	3225	2667.5	75	21375	2562.5	3375	2682.5
	75+100	75	21179	2542.9	3179	2662.9	100	21350	2560	3350	2680
		100	21201	2545.1	3201	2665.1	75	21372	2562.2	3372	2682.2
	100+100	100	21152	2540.2	3152	2660.2	100	21350	2560	3350	2680

Test frequencies for CA_38C							
Range	CC-Combo / NRB_agg [RB]	CC1			CC2		
		BW [RB]	N _{UL/DL}	f _{UL/DL} [MHz]	BW [RB]	N _{UL/DL}	f _{UL/DL} [MHz]
Low	75+75	75	37825	2577.5	75	37975	2592.5
	100+100	100	37850	2580	100	38048	2599.8
Mid	75+75	75	37925	2587.5	75	38075	2602.5
	100+100	100	37901	2585.1	100	38099	2604.9
High	75+75	75	38025	2597.5	75	38175	2612.5
	100+100	100	37952	2590.2	100	38150	2610

Test frequencies for CA_41C (2496-2690MHz)								
Range	CC-Combo / NRB_agg [RB]	CC1			CC2			
		BW [RB]	N _{UL/DL}	f _{UL/DL} [MHz]	BW [RB]	N _{UL/DL}	f _{UL/DL} [MHz]	
Low	25+100	25	39683	2499.3	100	39800	2511	
		100	39750	2506	25	39867	2517.7	
	50+75	50	39703	2501.3	75	39823	2513.3	
		75	39725	2503.5	50	39845	2515.5	
	50+100	50	39705	2501.5	100	39849	2515.9	
		100	39750	2506	50	39894	2520.4	
	75+75	75	39725	2503.5	75	39875	2518.5	
	75+100	75	39728	2503.8	100	39899	2520.9	
		100	39750	2506	75	39921	2523.1	
	100+100	100	39750	2506	100	39948	2525.8	
	Mid	25+100	25	40528	2583.8	100	40645	2595.5
			100	40595	2590.5	25	40712	2602.2
50+75		50	40549	2585.9	75	40669	2597.9	
		75	40571	2588.1	50	40691	2600.1	
50+100		50	40526	2583.6	100	40670	2598.0	
		100	40571	2588.1	50	40715	2602.5	
75+75		75	40545	2585.5	75	40695	2600.5	
75+100		75	40523	2583.3	100	40694	2600.4	
		100	40546	2585.6	75	40717	2602.7	
100+100		100	40521	2583.1	100	40719	2602.9	
High		25+100	25	41373	2668.3	100	41490	2680
			100	41440	2675	25	41557	2686.7
	50+75	50	41395	2670.5	75	41515	2682.5	
		75	41417	2672.7	50	41537	2684.7	
	50+100	50	41346	2665.6	100	41490	2680	
		100	41391	2670.1	50	41535	2684.5	
	75+75	75	41365	2667.5	75	41515	2682.5	

	75+100	75	41319	2662.9	100	41490	2680
		100	41341	2665.1	75	41512	2682.2
	100+100	100	41292	2660.2	100	41490	2680

Test frequencies for CA_42C (3450-3550MHz)							
Range	CC-Combo / NRB_agg [RB]	CC1			CC2		
		BW [RB]	N _{UL/DL}	f _{UL/DL} [MHz]	BW [RB]	N _{UL/DL}	f _{UL/DL} [MHz]
Low	25+100	25	42115	3452.5	100	42232	3464.2
		100	42190	3460	25	42307	3471.7
	50+100	50	42140	3455	100	42284	3469.4
		100	42190	3460	50	42334	3474.4
	75+100	75	42165	3457.5	100	42336	3474.6
		100	42190	3460	75	42361	3477.1
	100+100	100	42190	3460	100	42388	3479.8
	Mid	25+100	25	42494	3490.4	100	42611
100			42569	3497.9	25	42686	3509.6
50+100		50	42493	3490.3	100	42637	3504.7
		100	42543	3495.3	50	42687	3509.7
75+100		75	42492	3409.2	100	42663	3507.3
		100	42517	3492.7	75	42688	3509.8
100+100		100	42491	3490.1	100	42689	3509.9
High		25+100	25	42873	3528.3	100	42990
	100		42948	3535.8	25	43065	3547.5
	50+100	50	42846	3525.6	100	42990	3540
		100	42896	3530.6	50	43040	3545
	75+100	75	42819	3522.9	100	42990	3540
		100	42844	3525.4	75	43015	3542.5
	100+100	100	42792	3520.2	100	42990	3540

Test frequencies for CA_48C							
Range	CC-Combo / NRB_agg [RB]	CC1			CC2		
		BW [RB]	N _{UL/DL}	f _{UL/DL} [MHz]	BW [RB]	N _{UL/DL}	f _{UL/DL} [MHz]
Low	25+100	25	55273	3553.3	100	55390	3565
		100	55340	3560	25	55457	3571.7
	50+100	50	55295	3555.5	100	55439	3569.9
		100	55340	3560	50	55484	3574.4
	75+100	75	55318	3557.8	100	55489	3574.9
		100	55340	3560	75	55511	3577.1
100+100	100	55340	3560	100	55538	3579.8	
Mid	25+100	25	55898	3615.8	100	56015	3627.5
		100	55965	3622.5	25	56082	3634.2
	50+100	50	55896	3615.6	100	56040	3630
		100	55941	3620.1	50	56085	3634.5
	75+100	75	55893	3615.3	100	56064	3632.4
		100	55916	3617.6	75	56087	3634.7
100+100	100	55891	3615.1	100	56089	3634.9	
High	25+100	25	56523	3678.3	100	56640	3690
		100	56590	3685	25	56707	3696.7
	50+100	50	56496	3675.6	100	56640	3690
		100	56541	3680.1	50	56685	3694.5
	75+100	75	56469	3672.9	100	56640	3690
		100	56491	3675.1	75	56662	3692.2
100+100	100	56442	3670.2	100	56640	3690	

Note 1: Carriers in increasing frequency order.

Test frequencies for CA_66C											
Range	CC-Combo / NRB_agg [RB]	CC1					CC2				
		BW [RB]	N _{UL}	f _{UL} [MHz]	N _{DL}	f _{DL} [MHz]	BW [RB]	N _{UL}	f _{UL} [MHz]	N _{DL}	f _{DL} [MHz]
Low	50+75	50	132025	1715.3	66489	2115.3	75	132145	1727.3	66609	2127.3
		75	132047	1717.5	66511	2117.5	50	132167	1729.5	66631	2129.5
	50+100	50	132027	1715.5	66491	2115.5	100	132171	1729.9	66635	2129.9
		100	132072	1720	66536	2120	50	132216	1734.4	66680	2134.4
	75+75	75	132047	1717.5	66511	2117.5	75	132197	1732.5	66661	2132.5
		75	132050	1717.8	66514	2117.8	100	132221	1734.9	66685	2134.9
	75+100	100	132072	1720	66536	2120	75	132243	1737.1	66707	2137.1
		100	132072	1720	66536	2120	25	132189	1731.7	66653	2131.7
	100+25	25	132005	1713.3	66469	2113.3	100	132122	1725	66586	2125
		100	132072	1720	66536	2120	100	132270	1739.8	66734	2139.8
Mid	50+75	50	132351	1747.9	66815	2147.9	75	132471	1759.9	66935	2159.9
		75	132373	1750.1	66837	2150.1	50	132493	1762.1	66957	2162.1
	50+100	50	132328	1745.6	66792	2145.6	100	132472	1760	66936	2160
		100	132373	1750.1	66837	2150.1	50	132517	1764.5	66981	2164.5
	75+75	75	132347	1747.5	66811	2147.5	75	132497	1762.5	66961	2162.5
		75	132325	1745.3	66789	2145.3	100	132496	1762.4	66960	2162.4
	75+100	100	132348	1747.6	66812	2147.6	75	132519	1764.7	66983	2164.7
		100	132397	1752.5	66861	2152.5	25	132514	1764.2	66978	2164.2
	100+25	25	132330	1745.8	66794	2145.8	100	132447	1757.5	66911	2157.5
		100	132323	1745.1	66787	2145.1	100	132521	1764.9	66985	2164.9
High	50+75	50	132477	1760.5	66941	2160.5	75	132597	1772.5	67061	2172.5
		75	132499	1762.7	66963	2162.7	50	132619	1774.7	67083	2174.7
	50+100	50	132428	1755.6	66892	2155.6	100	132572	1770	67036	2170
		100	132473	1760.1	66937	2160.1	50	132617	1774.5	67081	2174.5
	75+75	75	132447	1757.5	66911	2157.5	75	132597	1772.5	67061	2172.5
		75	132401	1752.9	66885	2152.9	100	132572	1770	67036	2170
	75+100	100	132423	1755.1	66887	2155.1	75	132594	1772.2	67058	2172.2
		100	132522	1765	66986	2165	25	132639	1776.7	67103	2176.7
	100+25	25	132455	1758.3	66919	2158.3	100	132572	1770	67036	2170
		100	132374	1750.2	66838	2150.2	100	132572	1770	67036	2170

Note 1: Carriers in increasing frequency order.

Note 2: Applicable for intra-band contiguous CA without UL CA.

Note 3: Applicable for intra-band contiguous CA with UL CA.

Test Mode	Channel Bandwidth (MHz)	UL Channel	UL Channel No.	UL Frequency (MHz)
NR Band n2	5	Low Range	370500	1852.5
		Middle Range	376000	1880
		High Range	381500	1907.5
	10	Low Range	371000	1855
		Middle Range	376000	1880
		High Range	381000	1905
	15	Low Range	371500	1857.5
		Middle Range	376000	1880
		High Range	380500	1902.5
	20	Low Range	372000	1860
		Middle Range	376000	1880
		High Range	380000	1900

Test Mode	Channel Bandwidth (MHz)	UL Channel	UL Channel No.	UL Frequency (MHz)
NR Band n5	5	Low Range	165300	826.5
		Middle Range	167300	836.5
		High Range	169300	846.5
	10	Low Range	165800	829
		Middle Range	167300	836.5
		High Range	168300	844
	15	Low Range	166300	831.5
		Middle Range	167300	836.5
		High Range	168300	841.5
	20	Low Range	166800	834
		Middle Range	167300	836.5
		High Range	167800	839

Test Mode	Channel Bandwidth (MHz)	UL Channel	UL Channel No.	UL Frequency (MHz)
NR Band n7	5	Low Range	500500	2502.5
		Middle Range	507000	2535
		High Range	513500	2567.5
	10	Low Range	501000	2505
		Middle Range	507000	2535
		High Range	513000	2565
	15	Low Range	501500	2507.5
		Middle Range	507000	2535
		High Range	512500	2562.5
	20	Low Range	502000	2510

Test Mode	Channel Bandwidth (MHz)	UL Channel	UL Channel No.	UL Frequency (MHz)
		Middle Range	507000	2535
		High Range	512000	2560

Test Mode	Channel Bandwidth (MHz)	UL Channel	UL Channel No.	UL Frequency (MHz)
NR Band n12	5	Low Range	140300	701.5
		Middle Range	141500	707.5
		High Range	142700	713.5
	10	Low Range	140800	704
		Middle Range	141500	707.5
		High Range	142200	711
	15	Low Range	141300	706.5
		Middle Range	141500	707.5
		High Range	141700	708.5

Test Mode	Channel Bandwidth (MHz)	UL Channel	UL Channel No.	UL Frequency (MHz)
NR Band n13	5	Low Range	155900	779.5
		Middle Range	156400	782
		High Range	156900	784.5
	10	Low Range	156400	782
		Middle Range	156400	782
		High Range	156400	782

Test Mode	Channel Bandwidth (MHz)	UL Channel	UL Channel No.	UL Frequency (MHz)
NR Band n14	5	Low Range	158100	790.5
		Middle Range	158600	793
		High Range	159100	795.5
	10	Low Range	158600	793
		Middle Range	158600	793
		High Range	158600	793

Test Mode	Channel Bandwidth (MHz)	UL Channel	UL Channel No.	UL Frequency (MHz)
NR Band n18 (824-830 MHz)	5	Low Range	165300	826.5
		Middle Range	165400	827
		High Range	165500	827.5

Test Mode	Channel Bandwidth (MHz)	UL Channel	UL Channel No.	UL Frequency (MHz)
NR Band n18 (815-824 MHz)	5	Low Range	163500	817.5
		Middle Range	163900	819.5
		High Range	164300	821.5

Test Mode	Channel Bandwidth (MHz)	UL Channel	UL Channel No.	UL Frequency (MHz)
NR Band n25	5	Low Range	370500	1852.5
		Middle Range	376500	1882.5
		High Range	382500	1912.5
	10	Low Range	371000	1855
		Middle Range	376500	1882.5
		High Range	382000	1910
	15	Low Range	371500	1857.5
		Middle Range	376500	1882.5
		High Range	381500	1907.5
	20	Low Range	372000	1860
		Middle Range	376500	1882.5
		High Range	381000	1905

Test Mode	Channel Bandwidth (MHz)	UL Channel	UL Channel No.	UL Frequency (MHz)
NR Band n26 (824-849 MHz)	5	Low Range	165300	826.5
		Middle Range	167300	836.5
		High Range	169300	46.5
	10	Low Range	165800	829
		Middle Range	167300	836.5
		High Range	168800	844
	15	Low Range	166300	831.5
		Middle Range	167300	836.5
		High Range	168300	841.5
	20	Low Range	166800	834
		Middle Range	167300	836.5
		High Range	167800	839

Test Mode	Channel Bandwidth (MHz)	UL Channel	UL Channel No.	UL Frequency (MHz)
NR Band n26 (814-824 MHz)	5	Low Range	163300	819.5
		Middle Range	163800	819
		High Range	164300	821.5
	10	Low Range	163800	819
		Middle Range	163800	819
		High Range	163800	819

Test Mode	Channel Bandwidth (MHz)	UL Channel	UL Channel No.	UL Frequency (MHz)
NR Band n30	10	Low Range	462000	2310
		Middle Range	462000	2310
		High Range	462000	2310

Test Mode	Channel Bandwidth (MHz)	UL Channel	UL Channel No.	UL Frequency (MHz)
NR Band n38	20	Low Range	516000	2580
		Middle Range	519000	2595
		High Range	522000	2610
	30	Low Range	517000	2585
		Middle Range	519000	2595
		High Range	521000	2605
	40	Low Range	518000	2590
		Middle Range	519000	2595
		High Range	520000	2600

Test Mode	Channel Bandwidth (MHz)	UL Channel	UL Channel No.	UL Frequency (MHz)
NR Band n41	20	Low Range	501204	2506.02
		Middle Range	518598	2592.99
		High Range	535998	2679.99
	30	Low Range	502200	2511
		Middle Range	518598	2592.99
		High Range	534996	2674.98
	40	Low Range	503202	2516.01
		Middle Range	518598	2592.99
		High Range	534000	2670
	50	Low Range	504204	2521.02
		Middle Range	518598	2592.99
		High Range	532998	2664.99
	60	Low Range	505200	2526
		Middle Range	518598	2592.99

Test Mode	Channel Bandwidth (MHz)	UL Channel	UL Channel No.	UL Frequency (MHz)
	70	High Range	531996	2659.98
		Low Range	506202	2531.01
		Middle Range	518598	2592.99
	80	High Range	531000	2655
		Low Range	507204	2536.02
		Middle Range	518598	2592.99
	90	High Range	529998	2649.99
		Low Range	508200	2541
		Middle Range	518598	2592.99
	100	High Range	528996	2644.98
		Low Range	509202	2546.01
		Middle Range	518598	2592.99
		High Range	528000	2640

Test Mode	Channel Bandwidth (MHz)	UL Channel	UL Channel No.	UL Frequency (MHz)
NR Band n48	20	Low Range	637334	3560.01
		Middle Range	641666	3624.99
		High Range	646000	3690
	40	Low Range	638000	3570
		Middle Range	641666	3624.99
		High Range	645332	3679.98

Test Mode	Channel Bandwidth (MHz)	UL Channel	UL Channel No.	UL Frequency (MHz)
NR Band n66	5	Low Range	342500	1712.5
		Middle Range	349000	1745
		High Range	355500	1777.5
	10	Low Range	343000	1715
		Middle Range	349000	1745
		High Range	355000	1775
	15	Low Range	343500	1717.5
		Middle Range	349000	1745
		High Range	354500	1772.5
	20	Low Range	344000	1720
		Middle Range	349000	1745
		High Range	354000	1770
30	Low Range	345000	1725	
	Middle Range	349000	1745	
	High Range	353000	1765	

Test Mode	Channel Bandwidth (MHz)	UL Channel	UL Channel No.	UL Frequency (MHz)
NR Band n71	5	Low Range	133100	665.5
		Middle Range	136100	680.5
		High Range	139100	695.5
	10	Low Range	133600	668
		Middle Range	136100	680.5
		High Range	138600	693
	15	Low Range	134100	670.5
		Middle Range	136100	680.5
		High Range	138100	690.5
	20	Low Range	134600	673
		Middle Range	136100	680.5
		High Range	137600	688

Test Mode	Channel Bandwidth (MHz)	UL Channel	UL Channel No.	UL Frequency (MHz)
NR Band n77(3450-3550 MHz)	20	Low Range	630668	3460.02
		Middle Range	633332	3499.98
		High Range	636000	3540
	30	Low Range	631000	3465
		Middle Range	633332	3499.98
		High Range	635666	3534.99
40	Low Range	631334	3470.01	

Test Mode	Channel Bandwidth (MHz)	UL Channel	UL Channel No.	UL Frequency (MHz)	
		Middle Range	633332	3499.98	
		High Range	635332	3529.98	
		Low Range	632000	3480	
	60		Middle Range	633332	3499.98
			High Range	634666	3519.99
			Low Range	632668	3490.02
	80		Middle Range	633332	3499.98
			High Range	634000	3510
			Low Range	633332	3499.98
	100		Middle Range	633332	3499.98
			High Range	633332	3499.98
			Low Range	633332	3499.98
NR Band n77(3550-3700 MHz)	20	Low Range	637334	3560.01	
		Middle Range	641666	3624.99	
		High Range	646000	3690	
	30		Low Range	637668	3565.02
			Middle Range	641666	3624.99
			High Range	645666	3684.99
	40		Low Range	638000	3570
			Middle Range	641666	3624.99
			High Range	645332	3679.98
	60		Low Range	638668	3580.02
			Middle Range	641666	3624.99
			High Range	644666	3669.99
	80		Low Range	639334	3590.01
			Middle Range	641666	3624.99
			High Range	644000	3660
	100		Low Range	640000	3510
			Middle Range	641666	3624.99
			High Range	643332	3649.98
NR Band n77(3700-3980 MHz)	20	Low Range	647334	3710.01	
		Middle Range	656000	3840	
		High Range	664666	3969.99	
	30		Low Range	647668	3715.02
			Middle Range	656000	3840
			High Range	664332	3964.98
	40		Low Range	648000	3720
			Middle Range	656000	3840
			High Range	664000	3960
	60		Low Range	648668	3730.02
			Middle Range	656000	3840
			High Range	663332	3949.98

Test Mode	Channel Bandwidth (MHz)	UL Channel	UL Channel No.	UL Frequency (MHz)
	80	Low Range	649334	3740.01
		Middle Range	656000	3840
		High Range	662666	3939.99
	100	Low Range	650000	3750
		Middle Range	656000	3840
		High Range	662000	3930

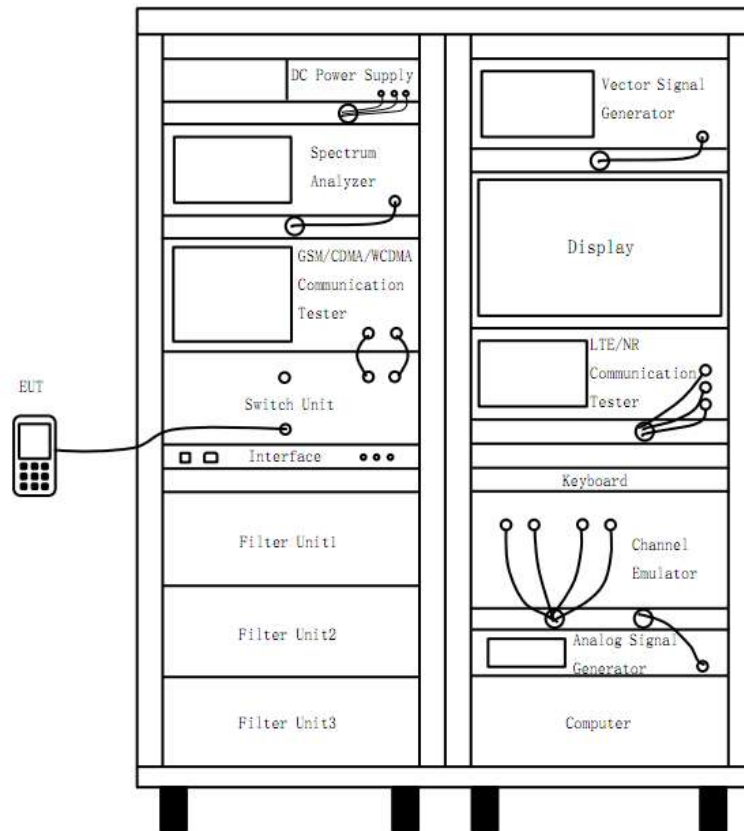
Test Mode	Channel Bandwidth (MHz)	UL Channel	UL Channel No.	UL Frequency (MHz)	
NR Band n78(3450- 3550 MHz)	20	Low Range	630668	3460.02	
		Middle Range	633332	3499.98	
		High Range	636000	3540	
	30	Low Range	631000	3465	
		Middle Range	633332	3499.98	
		High Range	635666	3534.99	
	40	Low Range	631334	3470.01	
		Middle Range	633332	3499.98	
		High Range	635332	3529.98	
	50	Low Range	631668	3475.02	
		Middle Range	633332	3499.98	
		High Range	635000	3525	
	60	Low Range	632000	3480	
		Middle Range	633332	3499.98	
		High Range	634666	3519.99	
	70	Low Range	632334	3485.01	
		Middle Range	633332	3499.98	
		High Range	634332	3514.98	
	80	Low Range	632668	3490.02	
		Middle Range	633332	3499.98	
		High Range	634000	3510	
	90	Low Range	633000	3495	
		Middle Range	633332	3499.98	
		High Range	633666	3504.99	
	100	Low Range	633332	3499.98	
		Middle Range	633332	3499.98	
		High Range	633332	3499.98	
	NR Band n78(3550- 3700 MHz)	20	Low Range	647334	3560.01
			Middle Range	650000	3624.99
			High Range	652666	3690
30		Low Range	647668	3565.02	
		Middle Range	650000	3624.99	

Test Mode	Channel Bandwidth (MHz)	UL Channel	UL Channel No.	UL Frequency (MHz)
	40	High Range	652332	3684.99
		Low Range	648000	3570
		Middle Range	650000	3624.99
	50	High Range	652000	3679.98
		Low Range	648334	3575.01
		Middle Range	650000	3624.99
	60	High Range	651666	3675
		Low Range	648668	3580.02
		Middle Range	650000	3624.99
	70	High Range	651332	3669.99
		Low Range	649000	3585
		Middle Range	650000	3624.99
	80	High Range	651000	3664.98
		Low Range	649332	3590.01
		Middle Range	650000	3624.99
	90	High Range	650666	3660
		Low Range	649668	3595.02
		Middle Range	650000	3624.99
	100	High Range	650332	3654.99
		Low Range	650000	3510
		Middle Range	650000	3624.99
NR Band n78(3700- 3800 MHz)	20	High Range	650000	3649.98
		Low Range	647334	3710.01
		Middle Range	650000	3750
	30	High Range	652666	3789.99
		Low Range	647668	3715.02
		Middle Range	650000	3750
	40	High Range	652332	3784.98
		Low Range	648000	3720
		Middle Range	650000	3750
	50	High Range	652000	3780
		Low Range	648334	3725.01
		Middle Range	650000	3750
	60	High Range	651666	3774.99
		Low Range	648668	3730.02
		Middle Range	650000	3750
	70	High Range	651332	3769.98
		Low Range	649000	3735
		Middle Range	650000	3750
	80	High Range	651000	3765
		Low Range	649332	3739.98

Test Mode	Channel Bandwidth (MHz)	UL Channel	UL Channel No.	UL Frequency (MHz)
		Middle Range	650000	3750
		High Range	650666	3759.99
	90	Low Range	649668	3745.02
		Middle Range	650000	3750
		High Range	650332	3754.98
	100	Low Range	650000	3750
		Middle Range	650000	3750
		High Range	650000	3750

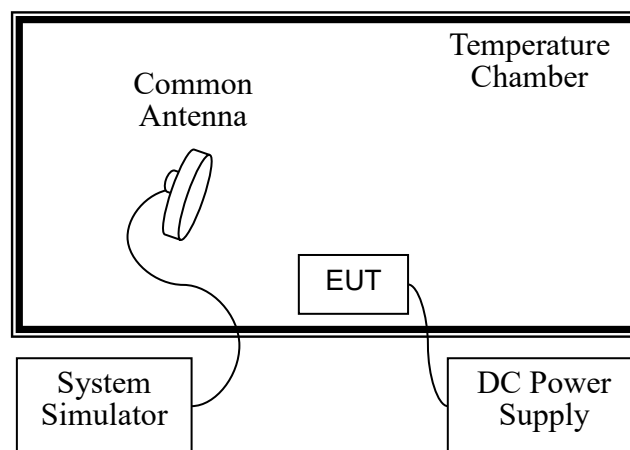
4.4 Test Setup

4.4.1 For Antenna Port Test



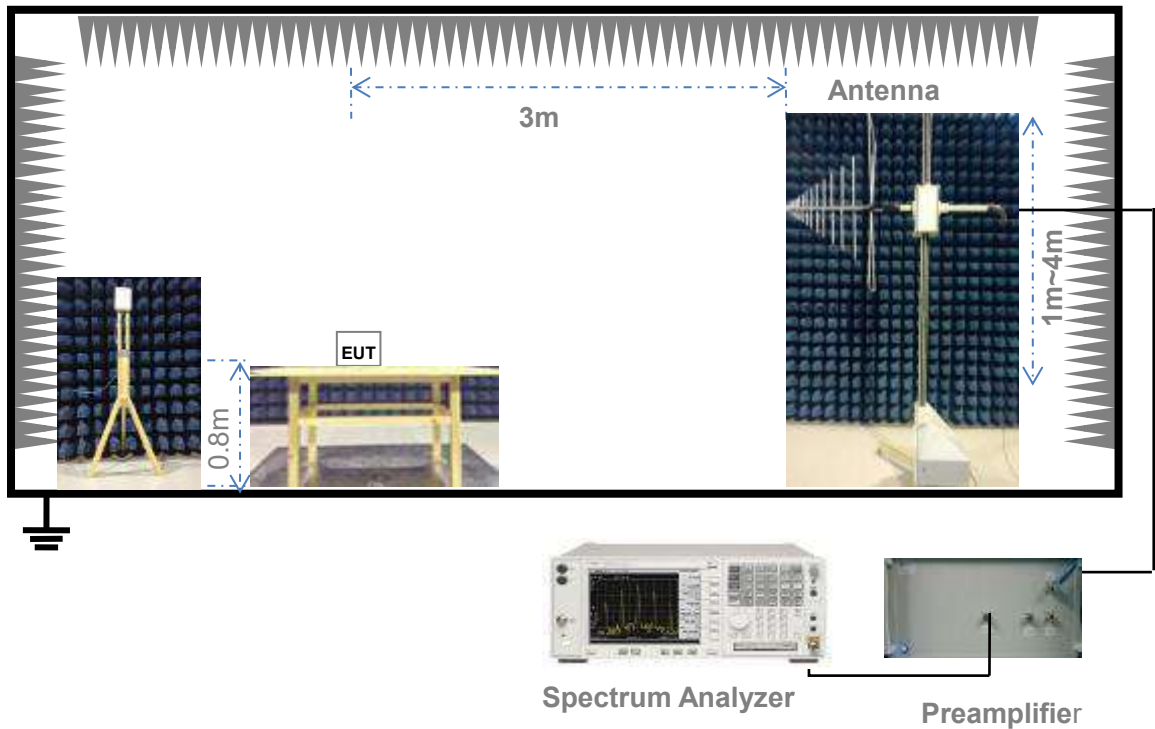
(Diagram 1)

4.4.2 For Frequency Stability Test



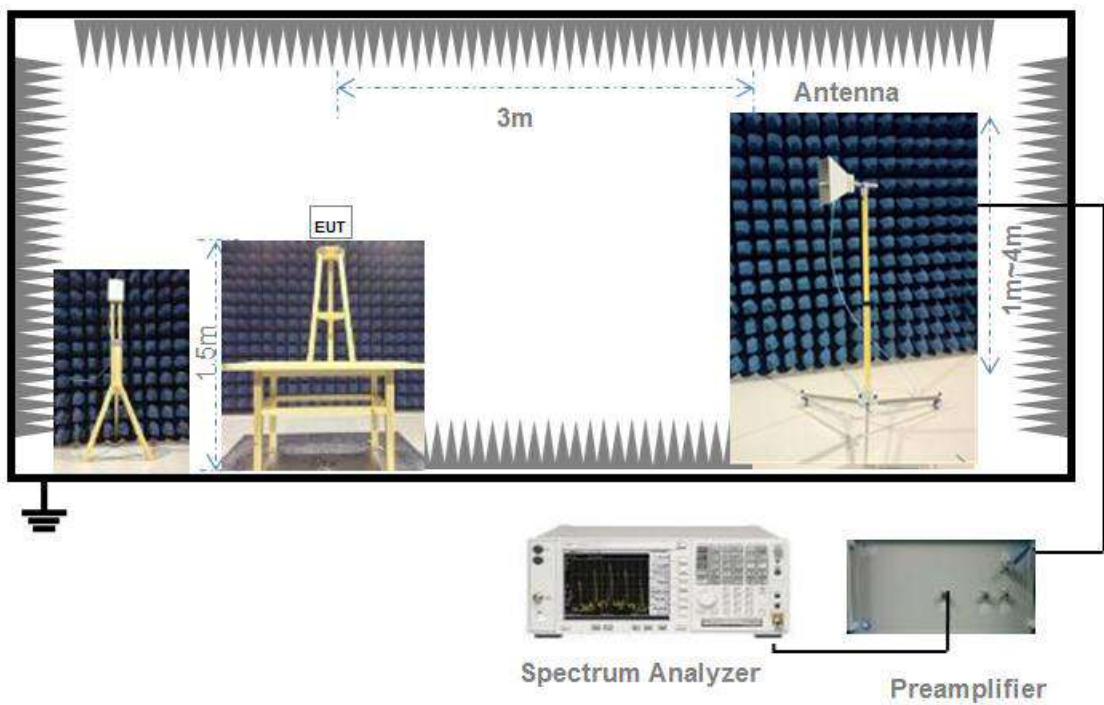
(Diagram 2)

4.4.3 For Radiated Test (30 MHz ~ 1 GHz)



(Diagram 3)

4.4.4 For Radiated Test (Above 1 GHz)



(Diagram 4)

5 TEST ITEMS

5.1 Transmitter Radiated Power (EIRP/ERP)

5.1.1 Limit

FCC § 2.1046 & 22.913(a) & 24.232(c) & 27.50(a) & 27.50(b) & 27.50(c) & 27.50(d) & 27.50(h) & 27.50(j) & 27.50(k) & 90.635(b) & 90.542(a) & 96.41(b)

According to FCC section 22.913(a) (5), the Effective Radiated Power (ERP) of mobile transmitters and auxiliary test transmitters must not exceed 7 watts.

According to FCC section 24.232(c), mobile and portable stations are limited to 2 watts EIRP and the equipment must employ a means for limiting power to the minimum necessary for successful communications.

According to FCC section 27.50(a) (3), for mobile and portable stations transmitting in the 2305-2315MHz band or the 2350-2360MHz band, the average EIRP must not exceed 50 milliwatts within any 1 megahertz of authorized bandwidth, except that for mobile and portable stations compliant with 3GPP LTE standards.

FCC section 27.50(b) (10), portable stations (hand-held devices) transmitting in the 746-757MHz, 776-788MHz, and 805-806MHz bands are limited to 3 watts ERP.

FCC section 27.50(c) (10), portable stations (hand-held devices) in the 600MHz uplink band and the 698-746MHz band, and fixed and mobile stations in the 600MHz uplink band are limited to 3 watts ERP.

FCC section 27.50(d) (4), fixed, mobile, and portable (hand-held) stations operating in the 1710-1755 MHz band and mobile and portable stations operating in the 1695-1710 MHz and 1755-1780 MHz bands are limited to 1 watt EIRP. Fixed stations operating in the 1710-1755 MHz band are limited to a maximum antenna height of 10 meters above ground. Mobile and portable stations operating in these bands must employ a means for limiting power to the minimum necessary for successful communications.

(7) Fixed, mobile, and portable (hand-held) stations operating in the 2000-2020 MHz band are limited to 2 watts EIRP.

And FCC section 27.50(h) (2), for mobile and other user stations, mobile stations are limited to 2.0 watts EIRP. All user stations are limited to 2.0 watts transmitter output power.

FCC section 27.50(j) (3), for mobile, and portable (hand-held) stations operating in the 3700-3980 MHz band are limited to 1 watt EIRP.

FCC section 27.50(k) (3), Mobile devices are limited to 1Watt (30 dBm) EIRP in the 3450-3550 MHz band.

According to FCC section 90.635(b), the maximum output power of the transmitter for mobile stations is 100 watts (20dBW).

According to FCC section 90.542(a) (7), portable stations (hand-held devices) transmitting in the 758-768 MHz band and the 788-798 MHz band are limited to 3 watts ERP.

FCC section 96.41(b), the maximum effective isotropic radiated power (EIRP) and maximum Power Spectral Density (PSD) of any CBSD and End User Device must comply with the limits shown in the table

in this paragraph below:

Device	Maximum EIRP (dBm/10 megahertz)	Maximum PSD (dBm/MHz)
End User Device	23	N/A
Category A CBSD	30	20
Category B CBSD ^{note1}	47	37

Note1: Category B CBSDs will only be authorized for use after an ESC is approved and commercially deployed consistent with §§ 96.15 and 96.67.

5.1.2 Test Setup

The section 4.4.1 (Diagram 1) test setup description is used for conducted test, and the section 4.4.3 and 4.4.4 (Diagram 3, 4) test setup description is used for radiated test. The photo of test setup please refer to ANNEX B.

5.1.3 Test Procedure

Description of the Conducted Output Power Measurement

The EUT is coupled to the SS with attenuator through power splitter; the RF load attached to EUT antenna terminal is 50Ohm; the path loss as the factor is calibrated to correct the reading. A system simulator is used to establish communication with the EUT, and its parameters are set to force the EUT transmitting at maximum output power. The measured power in the radio frequency on the transmitter output terminals shall be reported.

The relevant equation for determining the conducted measured value is:

$$\text{Conducted Output Power Value (dBm)} = \text{Measured Value (dBm)} + \text{Path Loss (dB)}$$

where:

Conducted Output Power Value = final conducted measured value in the conducted power test, in dBm;
 Measured Value = measured conducted power received by spectrum analyzer or power meter, in dBm;
 Path Loss = signal attenuation in the connecting cable between the transmitter and spectrum analyzer or power meter, including external cable loss, in dB;

During the test, the data of Path Loss (dB) is added in the spectrum analyzer or power meter, so Measured Value (dBm) is the final values which contains the data of Path Loss (dB).

For example:

In the conducted output power test, when measured value for GSM850 is 24.7 dBm, and path loss is 8.5 dB, then final conducted output power value is:

Conducted Output Power Value (dBm) = 24.7 dBm + 8.5 dB = 33.2 dBm

Description of the Transmitter Radiated Power Measurement

In many cases, the RF output power limits for licensed digital transmission devices is specified in terms of effective radiated power (ERP) or equivalent isotropic radiated power (EIRP). Typically, ERP is specified when the operating frequency is less than or equal to 1 GHz and EIRP is specified when the operating frequency is greater than 1 GHz. Both are determined by adding the transmit antenna gain to the conducted RF output power with the primary difference between the two being that when determining the ERP, the transmit antenna gain is referenced to a dipole antenna (i.e., dBd) whereas when determining the EIRP, the transmit antenna gain is referenced to an isotropic antenna (dBi).

Final measurement calculation as below:

The relevant equation for determining the ERP or EIRP from the conducted RF output power measured using the guidance provided above is:

$$\text{ERP/EIRP} = P_{\text{Meas}} + \text{GT} - \text{LC}$$

where:

ERP/EIRP = effective or equivalent radiated power, respectively (expressed in the same units as P_{Meas} , typically dBW or dBm);

P_{Meas} = measured transmitter output power or PSD, in dBm or dBW;

GT = gain of the transmitting antenna, in dBd (ERP) or dBi (EIRP);

dBd (ERP)=dBi (EIRP) -2.15 dB

LC = signal attenuation in the connecting cable between the transmitter and antenna, in dB.

For devices utilizing multiple antennas, KDB 662911 provides guidance for determining the effective array transmit antenna gain term to be used in the above equation.

For example:

In the EIRP test, when P_{Meas} value for GSM1900 is 30.2 dBm, LC is 0.6 dB, and GT is -3.4 dB, then final EIRP value is:

$$\text{EIRP for GSM1900} = 30.2 \text{ dBm} - 3.4 \text{ dBi} - 0.6 \text{ dB} = 26.2 \text{ dBm}$$

The relevant equation for determining the ERP/EIRP from the radiated RF output power is:

$$\text{ERP/EIRP (dBm)} = \text{SA Read Value (dBm)} + \text{Correction Factor (dB)}$$

where:

ERP/EIRP = effective or equivalent radiated power, in dBm;

SA Read Value = measured transmitter power received by EMI receiver or spectrum analyzer, in dBm;

Correction Factor = total correction factor including cable loss, in dB;

During the test, the data of Correction Factor (dB) is added in the EMI receiver or spectrum analyzer, so SA Read Value (dBm) is the final values which contains the data of Correction Factor (dB).

For example:

In the ERP test, when SA read value for GSM850 is 21dBm, and correction factor is 8dB, then final ERP value for GSM850 is:

$$\text{ERP (dBm)} = 21\text{dBm} + 8\text{dB} = 29\text{dBm}$$

5.1.4 Test Result

Please refer to ANNEX A.1.

5.2 Peak to Average Ratio

5.2.1 Limit

FCC § 2.1046 & 24.232(d) & 27.50(d) & 27.50(j) & 27.50(k)

In addition, when the transmitter power is measured in terms of average value, the peak-to-average power ratio (PAPR) of the transmitter shall not exceed 13 dB for more than 0.1% of the time using a signal corresponding to the highest PAPR during periods of continuous transmission.

According to FCC section 24.232(d), power measurements for transmissions by stations authorized under this section may be made either in accordance with a Commission-approved average power technique or in compliance with 24.232 (e) of this section. In both instances, equipment employed must be authorized in accordance with the provisions of § 24.51. In measuring transmissions in this band using an average power technique, the peak-to-average ratio (PAR) of the transmission may not exceed 13 dB.

FCC section 24.232(e), peak transmit power must be measured over any interval of continuous transmission using instrumentation calibrated in terms of an rms equivalent voltage. The measurement results shall be properly adjusted for any instrument limitations, such as detector response times, limited resolution bandwidth capability when compared to the emission bandwidth, sensitivity, etc., so as to obtain a true peak measurement for the emission in question over the full bandwidth of the channel.

According to FCC section 27.50(d) (5) & 27.50(j) & 27.50(k), in measuring transmissions in this band using an average power technique, the peak-to-average ratio (PAR) of the transmission may not exceed 13dB.

5.2.2 Test Setup

The section 4.4.1 (Diagram 1) test setup description is used for this test. The photo of test setup please refer to ANNEX B.

5.2.3 Test Procedure

Here the lowest, middle and highest channels are selected to perform testing to verify the peak-to-average ratio.

According to KDB 971168 D01, there is CCDF procedure for PAPR:

- a) Refer to instrument's analyzer instruction manual for details on how to use the power statistics/CCDF function;
- b) Set resolution/measurement bandwidth \geq signal's occupied bandwidth;
- c) Set the number of counts to a value that stabilizes the measured CCDF curve;
- d) Set the measurement interval as follows:
 - 1) for continuous transmissions, set to 1 ms,

2) for burst transmissions, employ an external trigger that is synchronized with the EUT burst timing sequence, or use the internal burst trigger with a trigger level that allows the burst to stabilize and set the measurement interval to a time that is less than or equal to the burst duration.

e) Record the maximum PAPR level associated with a probability of 0.1%.

Alternate procedure for PAPR:

Use one of the procedures presented in 4.1 to measure the total peak power and record as P_{Pk} . Use one of the applicable procedures presented 4.2 to measure the total average power and record as P_{Avg} . Both the peak and average power levels must be expressed in the same logarithmic units (e.g., dBm). Determine the PAPR from:

$$PAPR (dB) = P_{Pk} (dBm) - P_{Avg} (dBm).$$

5.2.4 Test Result

Please refer to ANNEX A.2.

5.3 Occupied Bandwidth

5.3.1 Limit

FCC § 2.1049

The occupied bandwidth is the frequency bandwidth such that, below its lower and above its upper frequency limits, the mean powers radiated are each equal to 0.5 percent of the total mean power radiated by a given emission.

Many of the individual rule parts specify a relative OBW in lieu of the 99% OBW. In such cases, the OBW is defined as the width of the signal between two points, one below the carrier center frequency and on above the carrier center frequency, outside of which all emissions are attenuated by at least X dB below the transmitter power, where the value of X is typically specified as 26.

5.3.2 Test Setup

The section 4.4.1 (Diagram 1) test setup description is used for this test. The photo of test setup please refer to ANNEX B.

5.3.3 Test Procedure

The following procedure shall be used for measuring power bandwidth.

- a) The spectrum analyzer center frequency is set to the nominal EUT channel center frequency. The frequency span for the spectrum analyzer shall be set wide enough to capture all modulation products including the emission skirts (i.e., two to five times the anticipated OBW).
- b) The nominal IF filter bandwidth (3 dB RBW) shall be in the range of 1 to 5 % of the anticipated OBW, and the VBW shall be at least 3 times the RBW.
- c) Set the reference level of the instrument as required to keep the signal from exceeding the maximum input mixer level for linear operation. In general, the peak of the spectral envelope must be at least $10\log(\text{OBW} / \text{RBW})$ below the reference level.
- d) NOTE—Steps a) through c) may require iteration to adjust within the specified tolerances.
- e) For -26 dB OBW, the dynamic range of the spectrum analyzer at the selected RBW shall be at least 10dB below the target “-X dB down” requirement, e.g. -26 dB OBW, the spectrum analyzer noise floor at the selected RBW shall be 36dB below the reference value.
- f) Set the detection mode to peak, and the trace mode to max hold.
- g) For 99% OBW, use the 99 % power bandwidth function of the spectrum analyzer (if available) and report the measured bandwidth.

If the instrument does not have a 99 % power bandwidth function, the trace data points are to be recovered and directly summed in linear power terms. The recovered amplitude data points, beginning at the lowest frequency, are placed in a running sum until 0.5 % of the total is reached; that frequency is

recorded as the lower frequency. The process is repeated until 99.5 % of the total is reached; that frequency is recorded as the upper frequency. The 99 % power bandwidth is the difference between these two frequencies.

h) For -26 dB OBW, determine the reference value: Set the EUT to transmit a modulated signal. Allow the trace to stabilize. Set the spectrum analyzer marker to the highest level of the displayed trace (this is the reference value).

Determine the “-X dB down amplitude” as equal to (reference value -X). Alternatively, this calculation can be performed by the analyzer by using the marker-delta function.

Place two markers, one at the lowest and the other at the highest frequency of the envelope of the spectral display such that each marker is at or slightly below “-X dB down amplitude” determined in step g). If a marker is below this “-X dB down amplitude” value it shall be placed as close as possible to this value. The OBW is the positive frequency difference between the two markers.

i) The OBW shall be reported by providing plot(s) of the measuring instrument display. The frequency and amplitude axes and scale shall be clearly labeled. Tabular data may be reported in addition to the plot(s).

j) Change variable modulations, coding, or channel bandwidth settings, then repeat above test procedures.

5.3.4 Test Result

Please refer to ANNEX A.3.

5.4 Frequency Stability

5.4.1 Limit

FCC § 2.1055 & 22.355 & 24.235 & 27.54 & 90.213

FCC § 2.1055

The frequency stability shall be measured with variation of ambient temperature as follows:

- (1) The temperature is varied from -30°C to +50°C.
- (2) Frequency measurements shall be made at the extremes of the specified temperature range and at intervals of not more than 10°C through the range.

The frequency stability shall be measured with variation of primary supply voltage as follows:

- (1) Vary primary supply voltage from 85 to 115 percent of the nominal value for other than carried battery equipment.
- (2) For hand carried, battery powered equipment, reduce primary supply voltage to the battery operating and point which shall be specified by the manufacture.
- (3) The supply voltage shall be measured at the input to the cable normally provided with the equipment, or at the power supply terminals if cables are not normally provided.

FCC § 22.355

Except as otherwise provided in this part, the carrier frequency of each transmitter in the Public Mobile Services must be maintained within the tolerances given in Table C-1 of this section.

Table C-1—Frequency Tolerance for Transmitters in the Public Mobile Services

Frequency range (MHz)	Base, fixed (ppm)	Mobile > 3 watts (ppm)	Mobile ≤ 3 watts (ppm)
25 to 50	20.0	20.0	50.0
50 to 450	5.0	5.0	50.0
450 to 512	2.5	5.0	5.0
821 to 896	1.5	2.5	2.5
928 to 929	5.0	n/a	n/a
929 to 960	1.5	n/a	n/a
2110 to 2220	10.0	n/a	n/a

FCC § 24.235

The frequency stability shall be sufficient to ensure that the fundamental emission stays within the authorized frequency block.

FCC § 27.54

The frequency stability shall be sufficient to ensure that the fundamental emissions stay within the authorized bands of operation.

FCC § 90.213

The frequency stability shall not depart from the reference frequency in excess of ± 2.5 ppm for mobile stations.

5.4.2 Test Setup

The section 4.4.2 (Diagram 2) test setup description is used for this test. The photo of test setup please refer to ANNEX B.

5.4.3 Test Procedure

1. The EUT is placed in a temperature chamber.
2. The temperature is set to 25°C and allowed to stabilize. After sufficient soak time, the transmitting frequency error is measured.
3. The temperature is increased by not more than 10 degrees, allowed to stabilize and soak, and then repeat the frequency error measurement.
4. Repeat procedure 3 until +50°C and -30°C is reached.
5. Change supply voltage, and repeat measurement until extreme voltage is reached.

5.4.4 Test Result

Please refer to ANNEX A.4.

5.5 Spurious Emission at Antenna Terminals

5.5.1 Limit

FCC § 2.1051 & 22.917(a) & 24.238(a) & 27.53(a) & 27.53(c) & 27.53(f) & 27.53(g) & 27.53(h) & 27.53(l) & 27.53(m) & 27.53(n) & 90.691 & 90.543 & 96.41(e)

In the 1 MHz bands immediately outside and adjacent to the frequency block, a resolution bandwidth of at least one percent of the emission bandwidth of the fundamental emission of the transmitter may be employed.

The emission bandwidth is defined as the width of the signal between two points, one below the carrier center frequency and one above the carrier center frequency, outside of which all emissions are attenuated at least 26 dB below the transmitter power.

FCC § 22.917(a) & 24.238(a) & RSS-132 § 5.5 & RSS-133 § 6.5

The power of any emission outside of the authorized operating frequency ranges must be attenuated below the transmitting power (P) by a factor of at least $43+10\log(P)$ dB. This is calculated to be -13 dBm.

FCC § 27.53(a) (4)

For mobile and portable stations operating in the 2305-2315MHz and 2350-2360MHz bands:

(1) By a factor of not less than: $43 + 10 \log (P)$ dB on all frequencies between 2305 and 2320MHz and on all frequencies between 2345 and 2360MHz that are outside the licensed band(s) of operation, not less than $55 + 10 \log (P)$ dB on all frequencies between 2320 and 2324MHz and on all frequencies between 2341 and 2345MHz, not less than $61 + 10 \log (P)$ dB on all frequencies between 2324 and 2328MHz and on all frequencies between 2337 and 2341MHz, and not less than $67 + 10 \log (P)$ dB on all frequencies between 2328 and 2337MHz.

(2) By a factor of not less than $43 + 10 \log (P)$ dB on all frequencies between 2300 and 2305MHz, $55 + 10 \log (P)$ dB on all frequencies between 2296 and 2300MHz, $61 + 10 \log (P)$ dB on all frequencies between 2292 and 2296MHz, $67 + 10 \log (P)$ dB on all frequencies between 2288 and 2292MHz, and $70 + 10 \log (P)$ dB below 2288MHz.

(3) By a factor of not less than $43 + 10 \log (P)$ dB on all frequencies between 2360 and 2365MHz, and not less than $70 + 10 \log (P)$ dB above 2365MHz.

FCC § 27.53(c)

For operations in the 746–758 MHz band and the 776–788 MHz band, the power of any emission outside the licensee's frequency band(s) of operation shall be attenuated below the transmitter power (P) within the licensed band(s) of operation, measured in watts, in accordance with the following:

(1) On any frequency outside the 746–758 MHz band, the power of any emission shall be attenuated outside the

band below the transmitter power (P) by at least $43 + 10 \log (P)$ dB;

(2) On any frequency outside the 776–788 MHz band, the power of any emission shall be attenuated outside the

band below the transmitter power (P) by at least $43 + 10 \log (P)$ dB;

(3) On all frequencies between 763–775 MHz and 793–805 MHz, by a factor not less than $76 + 10 \log (P)$ dB in a 6.25 kHz band segment, for base and fixed stations;

(4) On all frequencies between 763–775 MHz and 793–805 MHz, by a factor not less than $65 + 10 \log (P)$ dB in a 6.25 kHz band segment, for mobile and portable stations;

(5) Compliance with the provisions of paragraphs (c)(1) and (c)(2) of this section is based on the use of measurement instrumentation employing a resolution bandwidth of 100 kHz or greater.

However, in the 100 kHz bands immediately outside and adjacent to the frequency block, a resolution bandwidth

of at least 30 kHz may be employed;

(6) Compliance with the provisions of paragraphs (c)(3) and (c)(4) of this section is based on the use of measurement instrumentation such that the reading taken with any resolution bandwidth setting should be adjusted to indicate spectral energy in a 6.25 kHz segment.

FCC § 27.53(f)

For operations in the 746–758 MHz, 775–788 MHz, and 805–806 MHz bands, emissions in the band 1559–1610 MHz shall be limited to -70 dBW/MHz equivalent isotropically radiated power (EIRP) for wideband signals, and -80 dBW EIRP for discrete emissions of less than 700 Hz bandwidth. For the purpose of equipment authorization, a transmitter shall be tested with an antenna that is representative of the type that will be used with the equipment in normal operation.

FCC § 27.53(g)

For operations in the 600MHz band and the 698-746MHz band, the power of any emission outside a licensee's frequency band(s) of operation shall be attenuated below the transmitter power (P) within the licensed band(s) of operation, measured in watts, by at least $43+10*\log(P)$ dB. Compliance with this provision is based on the use of measurement instrumentation employing a resolution bandwidth of 100 kHz bands immediately outside and adjacent to a licensee's frequency block, a resolution bandwidth of at least 30 kHz may be employed.

FCC § 27.53(h) (1) & RSS-139 § 6.6

Except as otherwise specified below, for operations in the 1695-1710 MHz, 1710-1755 MHz, 1755-1780 MHz, 1915-1920 MHz, 1995-2000 MHz, 2000-2020 MHz, 2110-2155 MHz, 2155-2180 MHz, and 2180-2200 bands, the power of any emission outside a licensee's frequency block shall be attenuated below the transmitter power (P) in watts by at least $43 + 10 \log_{10} (P)$ dB.

FCC § 27.53(l) (2)

For mobile operations in the 3700-3980 MHz band, the conducted power of any emission outside the licensee's authorized bandwidth shall not exceed -13 dBm/MHz.

FCC § 27.53(m) (4) & RSS-199 § 4.5

For mobile digital stations (BRS and EBS stations), the attenuation factor shall be not less than:

- $40+10\log P$ dB (-10 dBm, 100 nW) on all frequencies between the channel edge and 5 MHz from the channel edge.
- $43+10\log P$ dB (-13 dBm, 50 nW) on all frequencies between 5 MHz and X MHz from the channel edge,
- $55+10\log P$ dB (-25 dBm, 3 nW) on all frequencies more than X MHz from the channel edge, where X is the greater of 6 MHz or the actual emission bandwidth (26 dB).

In addition, the attenuation factor shall not be less than $43 + 10 \log (P)$ dB on all frequencies between 2490.5 MHz and 2496 MHz and $55 + 10 \log (P)$ dB at or below 2490.5 MHz. Mobile Satellite Service licensees operating on frequencies below 2495 MHz may also submit a documented interference complaint against BRS licensees operating on channel BRS Channel 1 on the same terms and conditions as adjacent channel BRS or EBS licensees.

FCC § 27.53(n) (2)

For mobile operations in the 3450-3550 MHz band, the conducted power of any emission outside the licensee's authorized bandwidth shall not exceed -13 dBm/MHz.

FCC § 90.691

(a) Out-of-band emission requirement shall apply only to the "outer" channels included in an EA license and to spectrum adjacent to interior channels used by incumbent licensees. The emission limits are as follows:

(1) For any frequency removed from the EA licensee's frequency block by up to and including 37.5 kHz, the power of any emission shall be attenuated below the transmitter power (P) in watts by at least $116 \log_{10}(f/6.1)$ decibels or $50 + 10 \log_{10}(P)$ decibels or 80 decibels, whichever is the lesser attenuation, where f is the frequency removed from the center of the outer channel in the block in kilohertz and where f is greater than 12.5 kHz.

(2) For any frequency removed from the EA licensee's frequency block greater than 37.5 kHz, the power of any emission shall be attenuated below the transmitter power (P) in watts by at least $43 + 10 \log_{10}(P)$ decibels or 80 decibels, whichever is the lesser attenuation, where f is the frequency removed from the center of the outer channel in the block in kilohertz and where f is greater than 37.5 kHz.

(b) When an emission outside of the authorized bandwidth causes harmful interference, the Commission may, at its discretion, require greater attenuation than specified in this section.

FCC § 90.543

(e) For operations in the 758–768 MHz and the 788–798 MHz bands, the power of any emission outside the licensee's frequency band(s) of operation shall be attenuated below the transmitter power (P) within the licensed band(s) of operation, measured in watts, in accordance with the following:

(1) On all frequencies between 769–775 MHz and 799–805 MHz, by a factor not less than $76 + 10 \log (P)$ dB in a 6.25 kHz band segment, for base and fixed stations.

(2) On all frequencies between 769–775 MHz and 799–805 MHz, by a factor not less than $65 + 10 \log (P)$

dB in a 6.25 kHz band segment, for mobile and portable stations.

(3) On any frequency between 775–788 MHz, above 805 MHz, and below 758 MHz, by at least $43 + 10 \log(P)$ dB.

(4) Compliance with the provisions of paragraphs (e)(1) and (2) of this section is based on the use of measurement instrumentation such that the reading taken with any resolution bandwidth setting should be adjusted to indicate spectral energy in a 6.25 kHz segment.

(f) For operations in the 758–775 MHz and 788–805 MHz bands, all emissions including harmonics in the band 1559–1610 MHz shall be limited to -70 dBW/MHz equivalent isotropically radiated power (EIRP) for wideband signals, and -80 dBW EIRP for discrete emissions of less than 700 Hz bandwidth. For the purpose of equipment authorization, a transmitter shall be tested with an antenna that is representative of the type that will be used with the equipment in normal operation.

FCC § 96.41(e)

The conducted power of any emission outside the fundamental emission (whether in or outside of the authorized band) shall not exceed -13 dBm/MHz within 0-10 megahertz above the upper SAS-assigned channel edge and within 0-10 megahertz below the lower SAS-assigned channel edge. At all frequencies greater than 10 megahertz above the upper SAS assigned channel edge and less than 10 MHz below the lower SAS assigned channel edge, the conducted power of any emission shall not exceed -25 dBm/MHz. The conducted power of any emissions below 3530 MHz or above 3720 MHz shall not exceed -40 dBm/MHz.

Compliance with the applicable limits is based on the use of measurement instrumentation employing a resolution bandwidth of 100 kHz or greater for frequencies less than 1 GHz and 1 MHz or greater for frequencies greater than 1 GHz. However, in the 1 MHz bands immediately outside and adjacent to the frequency block a resolution bandwidth of at least one percent of the emission bandwidth of the fundamental emission of the transmitter may be employed. The emission bandwidth is defined as the width of the signal between two points, one below the carrier center frequency and one above the carrier center frequency, outside of which all emission are attenuated at least 26 dB below the transmitter power.

5.5.2 Test Setup

The section 4.4.1 (Diagram 1) test setup description was used for this test. The photo of test setup please refer to ANNEX B.

5.5.3 Test Procedure

The level of the carrier and the various conducted spurious and harmonic frequencies is measured by means of a calibrated spectrum analyzer. The spectrum is scanned from the lowest frequency generated in the equipment up to a frequency including its 10th harmonic. On any frequency outside a licensee's frequency block, the power of any emission shall be attenuated below the transmitter power (P) by at least $43 + 10 \log(P)$ dB. Compliance with these provisions is based on the use of measurement instrumentation employing a resolution bandwidth of 1 MHz or greater. However, in the 1 MHz bands immediately outside

and adjacent to the frequency blocks a resolution bandwidth of at least one percent of the emission bandwidth of the fundamental emission of the transmitter may be employed. The emission bandwidth is defined as the width of the signal between two points, one below the carrier center frequency and one above the carrier center frequency, outside of which all emissions are attenuated at least 26 dB below the transmitter power.

1. The EUT is coupled to the system simulator and spectrum analyzer; the RF load attached to EUT antenna terminal is 50Ohm; the path loss as the factor is calibrated to correct the reading.
2. CMW500 is used to establish communication with the EUT, and its parameters are set to force the EUT transmitting at maximum output power.
3. The RF output of the transmitter is connected to the input of the spectrum analyzer through sufficient attenuation.
4. Spurious emissions are tested with 0.001MHz RBW for frequency less than 150kHz, 0.01MHz RBW for frequency less than 30MHz, 0.1MHz RBW for frequency less than 1GHz, and 1MHz RBW for frequency above 1GHz. And sweep point number are at least 401, referring to following formula.

Sweep point number = Span/RBW

VBW=3*RBW

Detector Mode=mean or average power

5. Record the frequencies and levels of spurious emissions.

5.5.4 Test Result

Please refer to ANNEX A.5.

5.6 Band Edge

5.6.1 Limit

FCC § 2.1051 & 22.917(a) & 24.238(a) & 27.53(a) & 27.53(c) & 27.53(g) & 27.53(h) & 27.53(l) & 27.53(m) & 27.53(n) & 90.691 & 90.543 & 96.41(e)

In the 1 MHz bands immediately outside and adjacent to the frequency block, a resolution bandwidth of at least one percent of the emission bandwidth of the fundamental emission of the transmitter may be employed.

The emission bandwidth is defined as the width of the signal between two points, one below the carrier center frequency and one above the carrier center frequency, outside of which all emissions are attenuated at least 26 dB below the transmitter power.

FCC § 22.917(a) & 24.238(a)

The power of any emission outside of the authorized operating frequency ranges must be attenuated below the transmitting power (P) by a factor of at least $43 + 10 \log(P)$ dB. This is calculated to be -13 dBm.

FCC § 27.53(a) (4)

For mobile and portable stations operating in the 2305-2315MHz and 2350-2360MHz bands:

(1) By a factor of not less than: $43 + 10 \log(P)$ dB on all frequencies between 2305 and 2320MHz and on all frequencies between 2345 and 2360MHz that are outside the licensed band(s) of operation, not less than $55 + 10 \log(P)$ dB on all frequencies between 2320 and 2324MHz and on all frequencies between 2341 and 2345MHz, not less than $61 + 10 \log(P)$ dB on all frequencies between 2324 and 2328MHz and on all frequencies between 2337 and 2341MHz, and not less than $67 + 10 \log(P)$ dB on all frequencies between 2328 and 2337MHz.

(2) By a factor of not less than $43 + 10 \log(P)$ dB on all frequencies between 2300 and 2305MHz, $55 + 10 \log(P)$ dB on all frequencies between 2296 and 2300MHz, $61 + 10 \log(P)$ dB on all frequencies between 2292 and 2296MHz, $67 + 10 \log(P)$ dB on all frequencies between 2288 and 2292MHz, and $70 + 10 \log(P)$ dB below 2288MHz.

(3) By a factor of not less than $43 + 10 \log(P)$ dB on all frequencies between 2360 and 2365MHz, and not less than $70 + 10 \log(P)$ dB above 2365MHz.

FCC § 27.53(c)

For operations in the 746–758 MHz band and the 776–788 MHz band, the power of any emission outside the licensee's frequency band(s) of operation shall be attenuated below the transmitter power (P) within the licensed band(s) of operation, measured in watts, in accordance with the following:

(1) On any frequency outside the 746–758 MHz band, the power of any emission shall be attenuated outside the

band below the transmitter power (P) by at least $43 + 10 \log(P)$ dB;

(2) On any frequency outside the 776–788 MHz band, the power of any emission shall be attenuated outside the

band below the transmitter power (P) by at least $43 + 10 \log (P)$ dB;

(3) On all frequencies between 763–775 MHz and 793–805 MHz, by a factor not less than $76 + 10 \log (P)$ dB in a 6.25 kHz band segment, for base and fixed stations;

(4) On all frequencies between 763–775 MHz and 793–805 MHz, by a factor not less than $65 + 10 \log (P)$ dB in a 6.25 kHz band segment, for mobile and portable stations;

(5) Compliance with the provisions of paragraphs (c)(1) and (c)(2) of this section is based on the use of measurement instrumentation employing a resolution bandwidth of 100 kHz or greater.

However, in the 100 kHz bands immediately outside and adjacent to the frequency block, a resolution bandwidth

of at least 30 kHz may be employed;

(6) Compliance with the provisions of paragraphs (c)(3) and (c)(4) of this section is based on the use of measurement instrumentation such that the reading taken with any resolution bandwidth setting should be adjusted to indicate spectral energy in a 6.25 kHz segment.

FCC § 27.53(g)

For operations in the 600MHz band and the 698-746MHz band, the power of any emission outside a licensee's frequency band(s) of operation shall be attenuated below the transmitter power (P) within the licensed band(s) of operation, measured in watts, by at least $43+10*\log(P)$ dB. Compliance with this provision is based on the use of measurement instrumentation employing a resolution bandwidth of 100 kHz bands immediately outside and adjacent to a licensee's frequency block, a resolution bandwidth of at least 30 kHz may be employed.

FCC § 27.53(h) (1)

Except as otherwise specified below, for operations in the 1695-1710 MHz, 1710-1755 MHz, 1755-1780 MHz, 1915-1920 MHz, 1995-2000 MHz, 2000-2020 MHz, 2110-2155 MHz, 2155-2180 MHz, and 2180-2200 bands, the power of any emission outside a licensee's frequency block shall be attenuated below the transmitter power (P) in watts by at least $43 + 10 \log_{10} (P)$ dB.

FCC § 27.53(l) (2)

For mobile operations in the 3700-3980 MHz band, the conducted power of any emission outside the licensee's authorized bandwidth shall not exceed -13 dBm/MHz.

FCC § 27.53(m) (4)

For mobile digital stations (BRS and EBS stations), the attenuation factor shall be not less than:

- $40+10\log P$ dB (-10 dBm, 100 nW) on all frequencies between the channel edge and 5 MHz from the channel edge.
- $43+10\log P$ dB (-13 dBm, 50 nW) on all frequencies between 5 MHz and X MHz from the channel edge,

• $55+10\log P$ dB (-25 dBm, 3 nW) on all frequencies more than X MHz from the channel edge, where X is the greater of 6 MHz or the actual emission bandwidth (26 dB).

In addition, the attenuation factor shall not be less than $43 + 10 \log (P)$ dB on all frequencies between 2490.5 MHz and 2496 MHz and $55 + 10 \log (P)$ dB at or below 2490.5 MHz. Mobile Satellite Service licensees operating on frequencies below 2495 MHz may also submit a documented interference complaint against BRS licensees operating on channel BRS Channel 1 on the same terms and conditions as adjacent channel BRS or EBS licensees.

FCC § 27.53(n) (2)

For mobile operations in the 3450 - 3550 MHz band, the conducted power of any emission outside the licensee's authorized bandwidth shall not exceed -13 dBm/MHz.

FCC § 90.691

(a) Out-of-band emission requirement shall apply only to the "outer" channels included in an EA license and to spectrum adjacent to interior channels used by incumbent licensees. The emission limits are as follows:

(1) For any frequency removed from the EA licensee's frequency block by up to and including 37.5 kHz, the power of any emission shall be attenuated below the transmitter power (P) in watts by at least $116 \log_{10}(f/6.1)$ decibels or $50 + 10 \log_{10}(P)$ decibels or 80 decibels, whichever is the lesser attenuation, where f is the frequency removed from the center of the outer channel in the block in kilohertz and where f is greater than 12.5 kHz.

(2) For any frequency removed from the EA licensee's frequency block greater than 37.5 kHz, the power of any emission shall be attenuated below the transmitter power (P) in watts by at least $43 + 10 \log_{10}(P)$ decibels or 80 decibels, whichever is the lesser attenuation, where f is the frequency removed from the center of the outer channel in the block in kilohertz and where f is greater than 37.5 kHz.

(b) When an emission outside of the authorized bandwidth causes harmful interference, the Commission may, at its discretion, require greater attenuation than specified in this section.

FCC § 90.543

(e) For operations in the 758 - 768 MHz and the 788 - 798 MHz bands, the power of any emission outside the licensee's frequency band(s) of operation shall be attenuated below the transmitter power (P) within the licensed band(s) of operation, measured in watts, in accordance with the following:

(1) On all frequencies between 769 - 775 MHz and 799 - 805 MHz, by a factor not less than $76 + 10 \log (P)$ dB in a 6.25 kHz band segment, for base and fixed stations.

(2) On all frequencies between 769 - 775 MHz and 799 - 805 MHz, by a factor not less than $65 + 10 \log (P)$ dB in a 6.25 kHz band segment, for mobile and portable stations.

(3) On any frequency between 775 - 788 MHz, above 805 MHz, and below 758 MHz, by at least $43 + 10 \log (P)$ dB.

(4) Compliance with the provisions of paragraphs (e)(1) and (2) of this section is based on the use of measurement instrumentation such that the reading taken with any resolution bandwidth setting should be adjusted to indicate spectral energy in a 6.25 kHz segment.

FCC § 96.41(e)

The conducted power of any emission outside the fundamental emission (whether in or outside of the authorized band) shall not exceed -13 dBm/MHz within 0-10 megahertz above the upper SAS-assigned channel edge and within 0-10 megahertz below the lower SAS-assigned channel edge. At all frequencies greater than 10 megahertz above the upper SAS assigned channel edge and less than 10 MHz below the lower SAS assigned channel edge, the conducted power of any emission shall not exceed -25 dBm/MHz. The conducted power of any emissions below 3530 MHz or above 3720 MHz shall not exceed -40 dBm/MHz.

Compliance with the applicable limits is based on the use of measurement instrumentation employing a resolution bandwidth of 100 kHz or greater for frequencies less than 1 GHz and 1 MHz or greater for frequencies greater than 1 GHz. However, in the 1 MHz bands immediately outside and adjacent to the frequency block a resolution bandwidth of at least one percent of the emission bandwidth of the fundamental emission of the transmitter may be employed. The emission bandwidth is defined as the width of the signal between two points, one below the carrier center frequency and one above the carrier center frequency, outside of which all emissions are attenuated at least 26 dB below the transmitter power.

5.6.2 Test Setup

The section 4.4.1 (Diagram 1) test setup description was used for this test. The photo of test setup please refer to ANNEX B.

5.6.3 Test Procedure

The EUT, which is powered by the Battery, is coupled to the Spectrum Analyzer (SA) and the System Simulator (SS) with attenuators through the Power Splitter; the RF load attached to the EUT antenna terminal is 50 Ohm; the path loss as the factor is calibrated to correct the reading.

1. The EUT is coupled to the system simulator and spectrum analyzer; the RF load attached to EUT antenna terminal is 50 Ohm; the path loss as the factor is calibrated to correct the reading.
2. CMW500 is used to establish communication with the EUT, and its parameters are set to force the EUT transmitting at maximum output power.
3. The RF output of the transmitter is connected to the input of the spectrum analyzer through sufficient attenuation.
4. The center of the spectrum analyzer was set to block edge frequency.
5. Band edge are tested with 1%*cBW (RBW), and sweep point number referred to following formula.

$$\text{Sweep point number} = 2 * \text{Span} / \text{RBW}$$

$$\text{VBW} = 3 \text{RBW}$$

6. Record the frequencies and levels of spurious emissions.

For mobile and portable stations, on all frequencies between 763–775 MHz and 793–805 MHz, by a factor not less than $65 + 10 \log (P)$ dB in a 6.25 kHz band segment. Since it was not possible to set the resolution bandwidth to 6.25 kHz with the available equipment, a bandwidth of 10 kHz was used instead to show compliance. By using a 10 kHz bandwidth on the spectrum analyzer.

$$10 \cdot \log(10 \text{ kHz} / 6.25 \text{ kHz}) = 2.04 \text{ dB}$$

$$\text{Limit Line} = -35 \text{ dBm} + 2.04 \text{ dB} = -32.96 \text{ dBm}$$

5.6.4 Test Result

Please refer to ANNEX A.6.

5.7 Field Strength of Spurious Radiation

5.7.1 Limit

FCC § 2.1053 & 22.917(a) & 24.238(a) & 27.53(a) & 27.53(c) & 27.53(f) & 27.53(g) & 27.53(h) & 27.53(l) & 27.53(m) & 27.53(n) & 90.691 & 90.543 & 96.41(e)

FCC § 22.917(a) & 24.238(a)

The power of any emission outside of the authorized operating frequency ranges must be attenuated below the transmitting power (P) by a factor of at least $43+10\log(P)$ dB. This is calculated to be -13 dBm.

FCC § 27.53(a) (4)

For mobile and portable stations operating in the 2305-2315MHz and 2350-2360MHz bands:

(1) By a factor of not less than: $43 + 10 \log (P)$ dB on all frequencies between 2305 and 2320MHz and on all frequencies between 2345 and 2360MHz that are outside the licensed band(s) of operation, not less than $55 + 10 \log (P)$ dB on all frequencies between 2320 and 2324MHz and on all frequencies between 2341 and 2345MHz, not less than $61 + 10 \log (P)$ dB on all frequencies between 2324 and 2328MHz and on all frequencies between 2337 and 2341MHz, and not less than $67 + 10 \log (P)$ dB on all frequencies between 2328 and 2337MHz.

(2) By a factor of not less than $43 + 10 \log (P)$ dB on all frequencies between 2300 and 2305MHz, $55 + 10 \log (P)$ dB on all frequencies between 2296 and 2300MHz, $61 + 10 \log (P)$ dB on all frequencies between 2292 and 2296MHz, $67 + 10 \log (P)$ dB on all frequencies between 2288 and 2292MHz, and $70 + 10 \log (P)$ dB below 2288MHz.

(3) By a factor of not less than $43 + 10 \log (P)$ dB on all frequencies between 2360 and 2365MHz, and not less than $70 + 10 \log (P)$ dB above 2365MHz.

FCC § 27.53(c)

For operations in the 746–758 MHz band and the 776–788 MHz band, the power of any emission outside the licensee's frequency band(s) of operation shall be attenuated below the transmitter power (P) within the licensed band(s) of operation, measured in watts, in accordance with the following:

(1) On any frequency outside the 746–758 MHz band, the power of any emission shall be attenuated outside the

band below the transmitter power (P) by at least $43 + 10 \log (P)$ dB;

(2) On any frequency outside the 776–788 MHz band, the power of any emission shall be attenuated outside the

band below the transmitter power (P) by at least $43 + 10 \log (P)$ dB;

(3) On all frequencies between 763–775 MHz and 793–805 MHz, by a factor not less than $76 + 10 \log (P)$ dB in a 6.25 kHz band segment, for base and fixed stations;

(4) On all frequencies between 763–775 MHz and 793–805 MHz, by a factor not less than $65 + 10 \log (P)$ dB in a 6.25 kHz band segment, for mobile and portable stations;

(5) Compliance with the provisions of paragraphs (c)(1) and (c)(2) of this section is based on the use of

measurement instrumentation employing a resolution bandwidth of 100 kHz or greater.

However, in the 100 kHz bands immediately outside and adjacent to the frequency block, a resolution bandwidth

of at least 30 kHz may be employed;

(6) Compliance with the provisions of paragraphs (c)(3) and (c)(4) of this section is based on the use of measurement instrumentation such that the reading taken with any resolution bandwidth setting should be adjusted to indicate spectral energy in a 6.25 kHz segment.

FCC § 27.53(f)

For operations in the 746–758 MHz, 775–788 MHz, and 805–806 MHz bands, emissions in the band 1559–1610 MHz shall be limited to - 70 dBW/MHz equivalent isotropically radiated power (EIRP) for wideband signals, and -80 dBW EIRP for discrete emissions of less than 700 Hz bandwidth. For the purpose of equipment authorization, a transmitter shall be tested with an antenna that is representative of the type that will be used with the equipment in normal operation.

FCC § 27.53(g)

For operations in the 600MHz band and the 698-746MHz band, the power of any emission outside a licensee's frequency band(s) of operation shall be attenuated below the transmitter power (P) within the licensed band(s) of operation, measured in watts, by at least $43+10*\log(P)$ dB. Compliance with this provision is based on the use of measurement instrumentation employing a resolution bandwidth of 100 kHz bands immediately outside and adjacent to a licensee's frequency block, a resolution bandwidth of at least 30 kHz may be employed.

FCC § 27.53(h) (1)

Except as otherwise specified below, for operations in the 1695-1710 MHz, 1710-1755 MHz, 1755-1780 MHz, 1915-1920 MHz, 1995-2000 MHz, 2000-2020 MHz, 2110-2155 MHz, 2155-2180 MHz, and 2180-2200 bands, the power of any emission outside a licensee's frequency block shall be attenuated below the transmitter power (P) in watts by at least $43 + 10 \log_{10}(P)$ dB.

FCC § 27.53(l) (2)

For mobile operations in the 3700-3980 MHz band, the conducted power of any emission outside the licensee's authorized bandwidth shall not exceed -13 dBm/MHz.

FCC § 27.53(m) (4)

For mobile digital stations (BRS and EBS stations), the attenuation factor shall be not less than:

- $40+10\log P$ dB (-10 dBm, 100 nW) on all frequencies between the channel edge and 5 MHz from the channel edge.
- $43+10\log P$ dB (-13 dBm, 50 nW) on all frequencies between 5 MHz and X MHz from the channel edge,
- $55+10\log P$ dB (-25 dBm, 3 nW) on all frequencies more than X MHz from the channel edge, where X is the greater of 6 MHz or the actual emission bandwidth (26 dB).

In addition, the attenuation factor shall not be less than $43 + 10 \log (P)$ dB on all frequencies between 2490.5 MHz and 2496 MHz and $55 + 10 \log (P)$ dB at or below 2490.5 MHz. Mobile Satellite Service

licensees operating on frequencies below 2495 MHz may also submit a documented interference complaint against BRS licensees operating on channel BRS Channel 1 on the same terms and conditions as adjacent channel BRS or EBS licensees.

FCC § 27.53(n) (2)

For mobile operations in the 3450-3550 MHz band, the conducted power of any emission outside the licensee's authorized bandwidth shall not exceed -13 dBm/MHz.

FCC § 90.691

(a) Out-of-band emission requirement shall apply only to the "outer" channels included in an EA license and to spectrum adjacent to interior channels used by incumbent licensees. The emission limits are as follows:

(1) For any frequency removed from the EA licensee's frequency block by up to and including 37.5 kHz, the power of any emission shall be attenuated below the transmitter power (P) in watts by at least $116 \text{ Log}_{10}(f/6.1)$ decibels or $50 + 10 \text{ Log}_{10}(P)$ decibels or 80 decibels, whichever is the lesser attenuation, where f is the frequency removed from the center of the outer channel in the block in kilohertz and where f is greater than 12.5 kHz.

(2) For any frequency removed from the EA licensee's frequency block greater than 37.5 kHz, the power of any emission shall be attenuated below the transmitter power (P) in watts by at least $43 + 10 \text{ Log}_{10}(P)$ decibels or 80 decibels, whichever is the lesser attenuation, where f is the frequency removed from the center of the outer channel in the block in kilohertz and where f is greater than 37.5 kHz.

(b) When an emission outside of the authorized bandwidth causes harmful interference, the Commission may, at its discretion, require greater attenuation than specified in this section.

FCC § 90.543

(e) For operations in the 758–768 MHz and the 788–798 MHz bands, the power of any emission outside the licensee's frequency band(s) of operation shall be attenuated below the transmitter power (P) within the licensed band(s) of operation, measured in watts, in accordance with the following:

(1) On all frequencies between 769–775 MHz and 799–805 MHz, by a factor not less than $76 + 10 \log (P)$ dB in a 6.25 kHz band segment, for base and fixed stations.

(2) On all frequencies between 769–775 MHz and 799–805 MHz, by a factor not less than $65 + 10 \log (P)$ dB in a 6.25 kHz band segment, for mobile and portable stations.

(3) On any frequency between 775–788 MHz, above 805 MHz, and below 758 MHz, by at least $43 + 10 \log (P)$ dB.

(4) Compliance with the provisions of paragraphs (e)(1) and (2) of this section is based on the use of measurement instrumentation such that the reading taken with any resolution bandwidth setting should be adjusted to indicate spectral energy in a 6.25 kHz segment.

(f) For operations in the 758–775 MHz and 788–805 MHz bands, all emissions including harmonics in the band 1559– 1610 MHz shall be limited to -70 dBW/ MHz equivalent isotropically radiated power (EIRP) for

wideband signals, and -80 dBW EIRP for discrete emissions of less than 700 Hz bandwidth. For the purpose of equipment authorization, a transmitter shall be tested with an antenna that is representative of the type that will be used with the equipment in normal operation.

FCC § 96.41(e)

The conducted power of any emission outside the fundamental emission (whether in or outside of the authorized band) shall not exceed -13 dBm/MHz within 0-10 megahertz above the upper SAS-assigned channel edge and within 0-10 megahertz below the lower SAS-assigned channel edge. At all frequencies greater than 10 megahertz above the upper SAS assigned channel edge and less than 10 MHz below the lower SAS assigned channel edge, the conducted power of any emission shall not exceed -25 dBm/MHz. The conducted power of any emissions below 3530 MHz or above 3720 MHz shall not exceed -40 dBm/MHz.

Compliance with the applicable limits is based on the use of measurement instrumentation employing a resolution bandwidth of 100 kHz or greater for frequencies less than 1 GHz and 1 MHz or greater for frequencies greater than 1 GHz. However, in the 1 MHz bands immediately outside and adjacent to the frequency block a resolution bandwidth of at least one percent of the emission bandwidth of the fundamental emission of the transmitter may be employed. The emission bandwidth is defined as the width of the signal between two points, one below the carrier center frequency and one above the carrier center frequency, outside of which all emission are attenuated at least 26 dB below the transmitter power.

5.7.2 Test Setup

The section 4.4.3 and 4.4.4 (Diagram 3, 4) test setup description was used for this test. The photo of test setup please refer to ANNEX B.

5.7.3 Test Procedure

1. On a test site, the EUT shall be placed at 80cm height on a turn table, and in the position close to normal use as declared by the applicant.
2. The test antenna shall be oriented initially for vertical polarization located 3 m from EUT to correspond to the fundamental frequency of the transmitter.
3. The output of the test antenna shall be connected to the measuring receiver and the peak detector is used for the measurement.
4. During the measurement of the EUT, the resolution bandwidth was to 1 MHz and the average bandwidth was set to 1 MHz.
5. The transmitter shall be switched on; the measuring receiver shall be tuned to the frequency of the transmitter under test.
6. The test antenna shall be raised and lowered through the specified range of height until the maximum

signal level is detected by the measuring receiver.

7. The transmitter shall be rotated through 360° in the horizontal plane, until the maximum signal level is detected by the measuring receiver.

8. The test antenna shall be raised and lowered again through the specified range of height until the maximum signal level is detected by the measuring receiver.

9. The maximum signal level detected by the measuring receiver shall be noted.

10. The EUT was replaced by half-wave dipole (824 ~ 849 MHz) or horn antenna (1 850 ~ 1 910 MHz) connected to a signal generator.

11. In necessary, the input attenuator setting on the measuring receiver shall be adjusted in order to increase

the sensitivity of the measuring receiver.

12. The test antenna shall be raised and lowered through the specified range of height to ensure that the maximum signal is received.

13. The input signal to the substitution antenna shall be adjusted to the level that produces a level detected by the measuring receiver, which is equal to the level noted while the transmitter radiated power was measured, corrected for the change of input attenuator setting of the measuring receiver.

14. The input level to the substitution antenna shall be recorded as power level in dBm, corrected for any change of input attenuator setting of the measuring receiver.

15. The measurement shall be repeated with the test antenna and the substitution antenna orientated for horizontal polarization.

Final measurement calculation as below:

The relevant equation for determining the ERP/EIRP from the radiated RF output power is:

$$\text{ERP/EIRP (dBm)} = \text{SA Read Value (dBm)} + \text{Correction Factor (dB)}$$

where:

ERP/EIRP = effective or equivalent radiated power, in dBm;

SA Read Value = measured transmitter power received by EMI receiver or spectrum analyzer, in dBm;

Correction Factor = total correction factor including cable loss, in dB;

During the test, the data of Correction Factor (dB) is added in the EMI receiver or spectrum analyzer, so SA Read Value (dBm) is the final values which contains the data of Correction Factor (dB).

For example:

In the ERP test, when SA read value for GSM850 is 21dBm, and correction factor is 8dB, then final ERP value for GSM850 is:

$$\text{ERP (dBm)} = 21\text{dBm} + 8\text{dB} = 29\text{dBm}$$

5.7.4 Test Result

Please refer to ANNEX A.7.

ANNEX A TEST RESULTS

A.1 Transmitter Radiated Power (EIRP/ERP)

WCDMA Mode Test Data

Test Band	Test Channel	Conducted Output AV Power (dBm)	Antenna Gain (dBi)	EIRP (dBm)	EIRP (W)	Limit (W)	Verdict
WCDMA Band 2	LCH	22.72	0.98	23.70	0.234	2.000	Pass
	MCH	22.60	0.98	23.58	0.228	2.000	Pass
	HCH	22.45	0.98	23.43	0.220	2.000	Pass
HSDPA Band 2	LCH	21.73	0.98	22.71	0.187	2.000	Pass
	MCH	21.62	0.98	22.60	0.182	2.000	Pass
	HCH	21.48	0.98	22.46	0.176	2.000	Pass
HSUPA Band 2	LCH	21.73	0.98	22.71	0.187	2.000	Pass
	MCH	21.61	0.98	22.59	0.182	2.000	Pass
	HCH	21.52	0.98	22.50	0.178	2.000	Pass

Test Band	Test Channel	Conducted Output AV Power (dBm)	Antenna Gain (dBi)	EIRP (dBm)	EIRP (W)	Limit (W)	Verdict
WCDMA Band 4	LCH	23.10	1.25	24.35	0.272	1.000	Pass
	MCH	23.22	1.25	24.47	0.280	1.000	Pass
	HCH	23.18	1.25	24.43	0.277	1.000	Pass
HSDPA Band 4	LCH	22.11	1.25	23.36	0.217	1.000	Pass
	MCH	22.19	1.25	23.44	0.221	1.000	Pass
	HCH	22.14	1.25	23.39	0.218	1.000	Pass
HSUPA Band 4	LCH	22.04	1.25	23.29	0.213	1.000	Pass
	MCH	22.18	1.25	23.43	0.220	1.000	Pass
	HCH	22.09	1.25	23.34	0.216	1.000	Pass

Test Band	Test Channel	Conducted Output AV Power (dBm)	Antenna Gain (dBi)	Antenna Gain (dBd)	ERP (dBm)	ERP (W)	Limit (W)	Verdict
WCDMA Band 5	LCH	22.79	1.58	-0.57	22.22	0.167	7.000	Pass
	MCH	22.72	1.58	-0.57	22.15	0.164	7.000	Pass
	HCH	22.67	1.58	-0.57	22.10	0.162	7.000	Pass
HSDPA Band 5	LCH	21.80	1.58	-0.57	21.23	0.133	7.000	Pass
	MCH	21.72	1.58	-0.57	21.15	0.130	7.000	Pass
	HCH	21.70	1.58	-0.57	21.13	0.130	7.000	Pass
HSUPA Band 5	LCH	21.81	1.58	-0.57	21.24	0.133	7.000	Pass
	MCH	21.76	1.58	-0.57	21.19	0.132	7.000	Pass
	HCH	21.72	1.58	-0.57	21.15	0.130	7.000	Pass

Note 1: For the HSDPA and HSUPA mode, all subtests were tested and just the worst data were recorded in this table.

Note 2: $ERP/EIRP = P_{Meas} + GT - LC$

ERP/EIRP = effective or equivalent radiated power, respectively (expressed in the same units as P_{Meas} , typically dBW or dBm);

P_{Meas} = measured transmitter output power or PSD, in dBm or dBW;

GT = gain of the transmitting antenna, in dBd (ERP) or dBi (EIRP);

LC = signal attenuation in the connecting cable between the transmitter and antenna, in dB.

$ERP = EIRP - 2.15$; where ERP and EIRP are expressed in consistent units.

HSDPA Conducted Output Power

Band	Channel	Conducted Output Average Power							
		Subtest1		Subtest2		Subtest3		Subtest4	
		(dBm)	(W)	(dBm)	(W)	(dBm)	(W)	(dBm)	(W)
HSDPA Band 2	LCH	21.73	0.149	21.73	0.149	21.23	0.133	21.23	0.133
	MCH	21.59	0.144	21.62	0.145	21.11	0.129	21.10	0.129
	HCH	21.47	0.140	21.48	0.141	20.99	0.126	20.93	0.124
HSDPA Band 4	LCH	22.11	0.163	22.11	0.163	21.61	0.145	21.60	0.145
	MCH	22.19	0.166	22.18	0.165	21.70	0.148	21.68	0.147
	HCH	22.14	0.164	22.12	0.163	21.63	0.146	21.65	0.146
HSDPA Band 5	LCH	21.80	0.151	21.80	0.151	21.31	0.135	21.29	0.135
	MCH	21.72	0.149	21.72	0.149	21.25	0.133	21.22	0.132
	HCH	21.68	0.147	21.70	0.148	21.19	0.132	21.22	0.132

HSUPA Conducted Output Power

Band	Channel	Conducted Output Average Power									
		Subtest1		Subtest2		Subtest3		Subtest4		Subtest5	
		(dBm)	(W)	(dBm)	(W)	(dBm)	(W)	(dBm)	(W)	(dBm)	(W)
HSUPA Band 2	LCH	21.73	0.149	19.73	0.094	20.74	0.119	19.81	0.096	21.71	0.148
	MCH	21.61	0.145	19.63	0.092	20.61	0.115	19.69	0.093	21.61	0.145
	HCH	21.52	0.142	19.46	0.088	20.51	0.112	19.51	0.089	21.41	0.138
HSUPA Band 4	LCH	22.04	0.160	20.14	0.103	21.06	0.128	20.01	0.100	22.03	0.160
	MCH	22.18	0.165	20.17	0.104	21.14	0.130	20.14	0.103	22.12	0.163
	HCH	22.09	0.162	20.09	0.102	21.08	0.128	20.11	0.103	22.06	0.161
HSUPA Band 5	LCH	21.81	0.152	19.86	0.097	20.78	0.120	19.84	0.096	21.81	0.152
	MCH	21.73	0.149	19.83	0.096	20.75	0.119	19.78	0.095	21.76	0.150
	HCH	21.65	0.146	19.65	0.092	20.72	0.118	19.71	0.094	21.72	0.149

LTE Mode Test Data

Test BW	Test Channel	Test Mode	Test RB (Size#Offset)	Conducted Output AV Power (dBm)	Antenna Gain (dBi)	EIRP (dBm)	EIRP (W)	Limit (W)	Verdict
LTE BAND2									
1.4 MHz	LCH	QPSK	RB1#0	22.7	0.98	23.68	0.233	2.000	Pass
			RB1#3	22.81	0.98	23.79	0.239	2.000	Pass
			RB1#5	22.72	0.98	23.70	0.234	2.000	Pass
			RB3#0	22.76	0.98	23.74	0.237	2.000	Pass
			RB3#2	22.74	0.98	23.72	0.236	2.000	Pass
			RB3#3	22.77	0.98	23.75	0.237	2.000	Pass
		RB6#0	21.76	0.98	22.74	0.188	2.000	Pass	
		16-QAM	RB1#0	22.02	0.98	23.00	0.200	2.000	Pass
			RB1#3	22.05	0.98	23.03	0.201	2.000	Pass
			RB1#5	21.99	0.98	22.97	0.198	2.000	Pass
			RB3#0	21.91	0.98	22.89	0.195	2.000	Pass
			RB3#2	21.97	0.98	22.95	0.197	2.000	Pass
	RB3#3		21.87	0.98	22.85	0.193	2.000	Pass	
	RB6#0	20.84	0.98	21.82	0.152	2.000	Pass		
	MCH	QPSK	RB1#0	22.6	0.98	23.58	0.228	2.000	Pass
			RB1#3	22.62	0.98	23.60	0.229	2.000	Pass
			RB1#5	22.65	0.98	23.63	0.231	2.000	Pass
			RB3#0	22.61	0.98	23.59	0.229	2.000	Pass
			RB3#2	22.62	0.98	23.60	0.229	2.000	Pass
			RB3#3	22.64	0.98	23.62	0.230	2.000	Pass
		RB6#0	21.62	0.98	22.60	0.182	2.000	Pass	
		16-QAM	RB1#0	21.9	0.98	22.88	0.194	2.000	Pass
			RB1#3	22.04	0.98	23.02	0.200	2.000	Pass
			RB1#5	21.95	0.98	22.93	0.196	2.000	Pass
			RB3#0	21.78	0.98	22.76	0.189	2.000	Pass
			RB3#2	21.77	0.98	22.75	0.188	2.000	Pass
	RB3#3		21.7	0.98	22.68	0.185	2.000	Pass	
	RB6#0	20.67	0.98	21.65	0.146	2.000	Pass		
	HCH	QPSK	RB1#0	22.49	0.98	23.47	0.222	2.000	Pass
			RB1#3	22.46	0.98	23.44	0.221	2.000	Pass
RB1#5			22.46	0.98	23.44	0.221	2.000	Pass	
RB3#0			22.46	0.98	23.44	0.221	2.000	Pass	
RB3#2			22.43	0.98	23.41	0.219	2.000	Pass	
RB3#3			22.52	0.98	23.50	0.224	2.000	Pass	
RB6#0		21.42	0.98	22.40	0.174	2.000	Pass		
16-QAM		RB1#0	21.71	0.98	22.69	0.186	2.000	Pass	
		RB1#3	21.81	0.98	22.79	0.190	2.000	Pass	

Test BW	Test Channel	Test Mode	Test RB (Size#Offset)	Conducted Output AV Power (dBm)	Antenna Gain (dBi)	EIRP (dBm)	EIRP (W)	Limit (W)	Verdict
LTE BAND2									
3 MHz			RB1#5	21.68	0.98	22.66	0.185	2.000	Pass
			RB3#0	21.63	0.98	22.61	0.182	2.000	Pass
			RB3#2	21.67	0.98	22.65	0.184	2.000	Pass
			RB3#3	21.61	0.98	22.59	0.182	2.000	Pass
			RB6#0	20.55	0.98	21.53	0.142	2.000	Pass
	LCH	QPSK	RB1#0	22.67	0.98	23.65	0.232	2.000	Pass
			RB1#7	22.74	0.98	23.72	0.236	2.000	Pass
			RB1#14	22.68	0.98	23.66	0.232	2.000	Pass
			RB8#0	21.77	0.98	22.75	0.188	2.000	Pass
			RB8#4	21.84	0.98	22.82	0.191	2.000	Pass
			RB8#7	21.8	0.98	22.78	0.190	2.000	Pass
			RB15#0	21.79	0.98	22.77	0.189	2.000	Pass
		16-QAM	RB1#0	22.17	0.98	23.15	0.207	2.000	Pass
			RB1#7	22.18	0.98	23.16	0.207	2.000	Pass
			RB1#14	22.13	0.98	23.11	0.205	2.000	Pass
			RB8#0	20.87	0.98	21.85	0.153	2.000	Pass
			RB8#4	20.91	0.98	21.89	0.155	2.000	Pass
			RB8#7	20.86	0.98	21.84	0.153	2.000	Pass
	MCH	QPSK	RB1#0	22.57	0.98	23.55	0.226	2.000	Pass
			RB1#7	22.68	0.98	23.66	0.232	2.000	Pass
			RB1#14	22.56	0.98	23.54	0.226	2.000	Pass
			RB8#0	21.63	0.98	22.61	0.182	2.000	Pass
			RB8#4	21.68	0.98	22.66	0.185	2.000	Pass
			RB8#7	21.64	0.98	22.62	0.183	2.000	Pass
			RB15#0	21.66	0.98	22.64	0.184	2.000	Pass
		16-QAM	RB1#0	22	0.98	22.98	0.199	2.000	Pass
			RB1#7	21.97	0.98	22.95	0.197	2.000	Pass
			RB1#14	22.04	0.98	23.02	0.200	2.000	Pass
RB8#0			20.73	0.98	21.71	0.148	2.000	Pass	
RB8#4			20.8	0.98	21.78	0.151	2.000	Pass	
HCH	QPSK	RB1#0	22.43	0.98	23.41	0.219	2.000	Pass	
		RB1#7	22.55	0.98	23.53	0.225	2.000	Pass	
		RB1#14	22.48	0.98	23.46	0.222	2.000	Pass	
		RB8#0	21.5	0.98	22.48	0.177	2.000	Pass	
		RB8#4	21.51	0.98	22.49	0.177	2.000	Pass	

Test BW	Test Channel	Test Mode	Test RB (Size#Offset)	Conducted Output AV Power (dBm)	Antenna Gain (dBi)	EIRP (dBm)	EIRP (W)	Limit (W)	Verdict		
LTE BAND2											
		16-QAM	RB8#7	21.52	0.98	22.50	0.178	2.000	Pass		
			RB15#0	21.49	0.98	22.47	0.177	2.000	Pass		
			RB1#0	21.81	0.98	22.79	0.190	2.000	Pass		
			RB1#7	21.86	0.98	22.84	0.192	2.000	Pass		
			RB1#14	21.66	0.98	22.64	0.184	2.000	Pass		
			RB8#0	20.52	0.98	21.50	0.141	2.000	Pass		
			RB8#4	20.56	0.98	21.54	0.143	2.000	Pass		
			RB8#7	20.55	0.98	21.53	0.142	2.000	Pass		
					RB15#0	20.54	0.98	21.52	0.142	2.000	Pass
		5 MHz	LCH	QPSK	RB1#0	22.84	0.98	23.82	0.241	2.000	Pass
					RB1#13	22.89	0.98	23.87	0.244	2.000	Pass
					RB1#24	22.81	0.98	23.79	0.239	2.000	Pass
					RB12#0	21.81	0.98	22.79	0.190	2.000	Pass
					RB12#6	21.84	0.98	22.82	0.191	2.000	Pass
					RB12#13	21.84	0.98	22.82	0.191	2.000	Pass
							RB25#0	21.84	0.98	22.82	0.191
				16-QAM	RB1#0	22.13	0.98	23.11	0.205	2.000	Pass
					RB1#13	22.12	0.98	23.10	0.204	2.000	Pass
					RB1#24	22.16	0.98	23.14	0.206	2.000	Pass
					RB12#0	20.82	0.98	21.80	0.151	2.000	Pass
					RB12#6	20.86	0.98	21.84	0.153	2.000	Pass
			RB12#13		20.82	0.98	21.80	0.151	2.000	Pass	
				RB25#0	20.82	0.98	21.80	0.151	2.000	Pass	
	MCH		QPSK	RB1#0	22.61	0.98	23.59	0.229	2.000	Pass	
					RB1#13	22.67	0.98	23.65	0.232	2.000	Pass
					RB1#24	22.66	0.98	23.64	0.231	2.000	Pass
					RB12#0	21.62	0.98	22.60	0.182	2.000	Pass
					RB12#6	21.7	0.98	22.68	0.185	2.000	Pass
					RB12#13	21.65	0.98	22.63	0.183	2.000	Pass
					RB25#0	21.62	0.98	22.60	0.182	2.000	Pass
				16-QAM	RB1#0	22.11	0.98	23.09	0.204	2.000	Pass
					RB1#13	22.11	0.98	23.09	0.204	2.000	Pass
					RB1#24	22.13	0.98	23.11	0.205	2.000	Pass
			RB12#0		20.72	0.98	21.70	0.148	2.000	Pass	
			RB12#6		20.76	0.98	21.74	0.149	2.000	Pass	
		RB12#13	20.74		0.98	21.72	0.149	2.000	Pass		
			RB25#0	20.68	0.98	21.66	0.147	2.000	Pass		
	HCH	QPSK	RB1#0	22.42	0.98	23.40	0.219	2.000	Pass		

Test BW	Test Channel	Test Mode	Test RB (Size#Offset)	Conducted Output AV Power (dBm)	Antenna Gain (dBi)	EIRP (dBm)	EIRP (W)	Limit (W)	Verdict
LTE BAND2									
			RB1#13	22.58	0.98	23.56	0.227	2.000	Pass
			RB1#24	22.48	0.98	23.46	0.222	2.000	Pass
			RB12#0	21.5	0.98	22.48	0.177	2.000	Pass
			RB12#6	21.53	0.98	22.51	0.178	2.000	Pass
			RB12#13	21.51	0.98	22.49	0.177	2.000	Pass
			RB25#0	21.48	0.98	22.46	0.176	2.000	Pass
		16-QAM	RB1#0	21.88	0.98	22.86	0.193	2.000	Pass
			RB1#13	21.86	0.98	22.84	0.192	2.000	Pass
			RB1#24	21.84	0.98	22.82	0.191	2.000	Pass
			RB12#0	20.56	0.98	21.54	0.143	2.000	Pass
			RB12#6	20.57	0.98	21.55	0.143	2.000	Pass
			RB12#13	20.55	0.98	21.53	0.142	2.000	Pass
			RB25#0	20.44	0.98	21.42	0.139	2.000	Pass
			10 MHz	LCH	QPSK	RB1#0	22.72	0.98	23.70
RB1#25	22.79	0.98				23.77	0.238	2.000	Pass
RB1#49	22.7	0.98				23.68	0.233	2.000	Pass
RB25#0	21.78	0.98				22.76	0.189	2.000	Pass
RB25#13	21.81	0.98				22.79	0.190	2.000	Pass
RB25#25	21.75	0.98				22.73	0.187	2.000	Pass
16-QAM	RB50#0	21.74			0.98	22.72	0.187	2.000	Pass
	RB1#0	22.16			0.98	23.14	0.206	2.000	Pass
	RB1#25	22.17			0.98	23.15	0.207	2.000	Pass
	RB1#49	22.07			0.98	23.05	0.202	2.000	Pass
	RB25#0	20.83			0.98	21.81	0.152	2.000	Pass
	RB25#13	20.85			0.98	21.83	0.152	2.000	Pass
	RB25#25	20.83			0.98	21.81	0.152	2.000	Pass
	RB50#0	20.76			0.98	21.74	0.149	2.000	Pass
MCH	QPSK	RB1#0	22.52	0.98	23.50	0.224	2.000	Pass	
		RB1#25	22.62	0.98	23.60	0.229	2.000	Pass	
		RB1#49	22.63	0.98	23.61	0.230	2.000	Pass	
		RB25#0	21.6	0.98	22.58	0.181	2.000	Pass	
		RB25#13	21.66	0.98	22.64	0.184	2.000	Pass	
		RB25#25	21.68	0.98	22.66	0.185	2.000	Pass	
	16-QAM	RB50#0	21.65	0.98	22.63	0.183	2.000	Pass	
		RB1#0	21.96	0.98	22.94	0.197	2.000	Pass	
		RB1#25	21.97	0.98	22.95	0.197	2.000	Pass	
		RB1#49	21.95	0.98	22.93	0.196	2.000	Pass	
		RB25#0	20.65	0.98	21.63	0.146	2.000	Pass	

Test BW	Test Channel	Test Mode	Test RB (Size#Offset)	Conducted Output AV Power (dBm)	Antenna Gain (dBi)	EIRP (dBm)	EIRP (W)	Limit (W)	Verdict	
LTE BAND2										
15 MHz	HCH	QPSK	RB25#13	20.69	0.98	21.67	0.147	2.000	Pass	
			RB25#25	20.7	0.98	21.68	0.147	2.000	Pass	
			RB50#0	20.66	0.98	21.64	0.146	2.000	Pass	
		16-QAM	QPSK	RB1#0	22.5	0.98	23.48	0.223	2.000	Pass
				RB1#25	22.52	0.98	23.50	0.224	2.000	Pass
				RB1#49	22.48	0.98	23.46	0.222	2.000	Pass
			16-QAM	RB25#0	21.51	0.98	22.49	0.177	2.000	Pass
				RB25#13	21.55	0.98	22.53	0.179	2.000	Pass
				RB25#25	21.5	0.98	22.48	0.177	2.000	Pass
				RB50#0	21.5	0.98	22.48	0.177	2.000	Pass
				RB1#0	21.8	0.98	22.78	0.190	2.000	Pass
				RB1#25	21.83	0.98	22.81	0.191	2.000	Pass
	LCH	QPSK	RB1#49	21.8	0.98	22.78	0.190	2.000	Pass	
			RB25#0	20.53	0.98	21.51	0.142	2.000	Pass	
			RB25#13	20.57	0.98	21.55	0.143	2.000	Pass	
			RB25#25	20.55	0.98	21.53	0.142	2.000	Pass	
			RB50#0	20.54	0.98	21.52	0.142	2.000	Pass	
			RB1#0	22.53	0.98	23.51	0.224	2.000	Pass	
		16-QAM	RB1#38	22.5	0.98	23.48	0.223	2.000	Pass	
			RB1#74	22.48	0.98	23.46	0.222	2.000	Pass	
			RB36#0	21.78	0.98	22.76	0.189	2.000	Pass	
RB36#19	21.64		0.98	22.62	0.183	2.000	Pass			
RB36#39	21.61		0.98	22.59	0.182	2.000	Pass			
RB75#0	21.6		0.98	22.58	0.181	2.000	Pass			
RB1#0	21.87		0.98	22.85	0.193	2.000	Pass			
MCH	QPSK	RB1#38	22.02	0.98	23.00	0.200	2.000	Pass		
		RB1#74	21.83	0.98	22.81	0.191	2.000	Pass		
		RB36#0	20.68	0.98	21.66	0.147	2.000	Pass		
		RB36#19	20.66	0.98	21.64	0.146	2.000	Pass		
		RB36#39	20.59	0.98	21.57	0.144	2.000	Pass		
		RB75#0	20.64	0.98	21.62	0.145	2.000	Pass		
		RB1#0	22.39	0.98	23.37	0.217	2.000	Pass		
		RB1#38	22.43	0.98	23.41	0.219	2.000	Pass		
QPSK	RB1#74	22.47	0.98	23.45	0.221	2.000	Pass			
	RB36#0	21.49	0.98	22.47	0.177	2.000	Pass			
	RB36#19	21.48	0.98	22.46	0.176	2.000	Pass			
	RB36#39	21.53	0.98	22.51	0.178	2.000	Pass			
	RB75#0	21.49	0.98	22.47	0.177	2.000	Pass			

Test BW	Test Channel	Test Mode	Test RB (Size#Offset)	Conducted Output AV Power (dBm)	Antenna Gain (dBi)	EIRP (dBm)	EIRP (W)	Limit (W)	Verdict
LTE BAND2									
20 MHz	HCH	16-QAM	RB1#0	21.71	0.98	22.69	0.186	2.000	Pass
			RB1#38	21.73	0.98	22.71	0.187	2.000	Pass
			RB1#74	21.85	0.98	22.83	0.192	2.000	Pass
			RB36#0	20.49	0.98	21.47	0.140	2.000	Pass
			RB36#19	20.53	0.98	21.51	0.142	2.000	Pass
			RB36#39	20.54	0.98	21.52	0.142	2.000	Pass
			RB75#0	20.53	0.98	21.51	0.142	2.000	Pass
		QPSK	RB1#0	22.32	0.98	23.30	0.214	2.000	Pass
			RB1#38	22.34	0.98	23.32	0.215	2.000	Pass
			RB1#74	22.26	0.98	23.24	0.211	2.000	Pass
			RB36#0	21.42	0.98	22.40	0.174	2.000	Pass
			RB36#19	21.39	0.98	22.37	0.173	2.000	Pass
			RB36#39	21.4	0.98	22.38	0.173	2.000	Pass
			RB75#0	21.38	0.98	22.36	0.172	2.000	Pass
	16-QAM	RB1#0	21.67	0.98	22.65	0.184	2.000	Pass	
		RB1#38	21.7	0.98	22.68	0.185	2.000	Pass	
		RB1#74	21.52	0.98	22.50	0.178	2.000	Pass	
		RB36#0	20.41	0.98	21.39	0.138	2.000	Pass	
		RB36#19	20.41	0.98	21.39	0.138	2.000	Pass	
		RB36#39	20.42	0.98	21.40	0.138	2.000	Pass	
		RB75#0	20.4	0.98	21.38	0.137	2.000	Pass	
	LCH	QPSK	RB1#0	22.57	0.98	23.55	0.226	2.000	Pass
			RB1#50	22.51	0.98	23.49	0.223	2.000	Pass
			RB1#99	22.36	0.98	23.34	0.216	2.000	Pass
			RB50#0	21.66	0.98	22.64	0.184	2.000	Pass
			RB50#25	21.65	0.98	22.63	0.183	2.000	Pass
			RB50#50	21.54	0.98	22.52	0.179	2.000	Pass
			RB100#0	21.58	0.98	22.56	0.180	2.000	Pass
16-QAM		RB1#0	22.11	0.98	23.09	0.204	2.000	Pass	
		RB1#50	22.05	0.98	23.03	0.201	2.000	Pass	
		RB1#99	21.81	0.98	22.79	0.190	2.000	Pass	
		RB50#0	20.63	0.98	21.61	0.145	2.000	Pass	
		RB50#25	20.64	0.98	21.62	0.145	2.000	Pass	
		RB50#50	20.55	0.98	21.53	0.142	2.000	Pass	
		RB100#0	20.61	0.98	21.59	0.144	2.000	Pass	
MCH	QPSK	RB1#0	22.33	0.98	23.31	0.214	2.000	Pass	
		RB1#50	22.44	0.98	23.42	0.220	2.000	Pass	
		RB1#99	22.45	0.98	23.43	0.220	2.000	Pass	

Test BW	Test Channel	Test Mode	Test RB (Size#Offset)	Conducted Output AV Power (dBm)	Antenna Gain (dBi)	EIRP (dBm)	EIRP (W)	Limit (W)	Verdict		
LTE BAND2											
			RB50#0	21.42	0.98	22.40	0.174	2.000	Pass		
			RB50#25	21.54	0.98	22.52	0.179	2.000	Pass		
			RB50#50	21.56	0.98	22.54	0.179	2.000	Pass		
			RB100#0	21.43	0.98	22.41	0.174	2.000	Pass		
		16-QAM		RB1#0	21.72	0.98	22.70	0.186	2.000	Pass	
				RB1#50	21.76	0.98	22.74	0.188	2.000	Pass	
				RB1#99	21.92	0.98	22.90	0.195	2.000	Pass	
				RB50#0	20.39	0.98	21.37	0.137	2.000	Pass	
				RB50#25	20.55	0.98	21.53	0.142	2.000	Pass	
				RB50#50	20.57	0.98	21.55	0.143	2.000	Pass	
				RB100#0	20.48	0.98	21.46	0.140	2.000	Pass	
				QPSK	RB1#0	22.36	0.98	23.34	0.216	2.000	Pass
					RB1#50	22.35	0.98	23.33	0.215	2.000	Pass
					RB1#99	22.27	0.98	23.25	0.211	2.000	Pass
	RB50#0	21.46	0.98		22.44	0.175	2.000	Pass			
	RB50#25	21.43	0.98		22.41	0.174	2.000	Pass			
	RB50#50	21.41	0.98		22.39	0.173	2.000	Pass			
	RB100#0	21.42	0.98		22.40	0.174	2.000	Pass			
	16-QAM	RB1#0	21.73	0.98	22.71	0.187	2.000	Pass			
		RB1#50	21.67	0.98	22.65	0.184	2.000	Pass			
		RB1#99	21.56	0.98	22.54	0.179	2.000	Pass			
		RB50#0	20.45	0.98	21.43	0.139	2.000	Pass			
		RB50#25	20.43	0.98	21.41	0.138	2.000	Pass			
		RB50#50	20.44	0.98	21.42	0.139	2.000	Pass			
		RB100#0	20.43	0.98	21.41	0.138	2.000	Pass			

Test BW	Test Channel	Test Mode	Test RB (Size#Offset)	Conducted Output AV Power (dBm)	Antenna Gain (dBi)	EIRP (dBm)	EIRP (W)	Limit (W)	Verdict
LTE BAND4									
1.4 MHz	LCH	QPSK	RB1#0	22.92	1.25	24.17	0.261	1.000	Pass
			RB1#3	22.97	1.25	24.22	0.264	1.000	Pass
			RB1#5	22.96	1.25	24.21	0.264	1.000	Pass
			RB3#0	22.9	1.25	24.15	0.260	1.000	Pass
			RB3#2	22.99	1.25	24.24	0.265	1.000	Pass
			RB3#3	22.95	1.25	24.20	0.263	1.000	Pass
		RB6#0	21.96	1.25	23.21	0.209	1.000	Pass	
		16-QAM	RB1#0	22.12	1.25	23.37	0.217	1.000	Pass
			RB1#3	22.2	1.25	23.45	0.221	1.000	Pass
			RB1#5	22.12	1.25	23.37	0.217	1.000	Pass
			RB3#0	22.1	1.25	23.35	0.216	1.000	Pass
			RB3#2	22.15	1.25	23.40	0.219	1.000	Pass
	RB3#3		22.09	1.25	23.34	0.216	1.000	Pass	
	RB6#0	21.02	1.25	22.27	0.169	1.000	Pass		
	MCH	QPSK	RB1#0	23.09	1.25	24.34	0.272	1.000	Pass
			RB1#3	23.15	1.25	24.40	0.275	1.000	Pass
			RB1#5	23.14	1.25	24.39	0.275	1.000	Pass
			RB3#0	23.09	1.25	24.34	0.272	1.000	Pass
			RB3#2	23.15	1.25	24.40	0.275	1.000	Pass
			RB3#3	23.13	1.25	24.38	0.274	1.000	Pass
		RB6#0	22.09	1.25	23.34	0.216	1.000	Pass	
		16-QAM	RB1#0	22.31	1.25	23.56	0.227	1.000	Pass
			RB1#3	22.48	1.25	23.73	0.236	1.000	Pass
			RB1#5	22.41	1.25	23.66	0.232	1.000	Pass
			RB3#0	22.22	1.25	23.47	0.222	1.000	Pass
			RB3#2	22.26	1.25	23.51	0.224	1.000	Pass
	RB3#3		22.25	1.25	23.50	0.224	1.000	Pass	
	RB6#0	21.08	1.25	22.33	0.171	1.000	Pass		
	HCH	QPSK	RB1#0	23.09	1.25	24.34	0.272	1.000	Pass
			RB1#3	23.1	1.25	24.35	0.272	1.000	Pass
RB1#5			23.15	1.25	24.40	0.275	1.000	Pass	
RB3#0			23.05	1.25	24.30	0.269	1.000	Pass	
RB3#2			23.08	1.25	24.33	0.271	1.000	Pass	
RB3#3			23.05	1.25	24.30	0.269	1.000	Pass	
RB6#0		22.09	1.25	23.34	0.216	1.000	Pass		
16-QAM		RB1#0	22.32	1.25	23.57	0.228	1.000	Pass	
RB1#3	22.33	1.25	23.58	0.228	1.000	Pass			

Test BW	Test Channel	Test Mode	Test RB (Size#Offset)	Conducted Output AV Power (dBm)	Antenna Gain (dBi)	EIRP (dBm)	EIRP (W)	Limit (W)	Verdict
LTE BAND4									
3 MHz			RB1#5	22.44	1.25	23.69	0.234	1.000	Pass
			RB3#0	22.24	1.25	23.49	0.223	1.000	Pass
			RB3#2	22.25	1.25	23.50	0.224	1.000	Pass
			RB3#3	22.23	1.25	23.48	0.223	1.000	Pass
			RB6#0	21.19	1.25	22.44	0.175	1.000	Pass
	LCH	QPSK	RB1#0	22.81	1.25	24.06	0.255	1.000	Pass
			RB1#7	22.97	1.25	24.22	0.264	1.000	Pass
			RB1#14	22.83	1.25	24.08	0.256	1.000	Pass
			RB8#0	21.98	1.25	23.23	0.210	1.000	Pass
			RB8#4	22	1.25	23.25	0.211	1.000	Pass
			RB8#7	22	1.25	23.25	0.211	1.000	Pass
		16-QAM	RB15#0	21.99	1.25	23.24	0.211	1.000	Pass
			RB1#0	22.3	1.25	23.55	0.226	1.000	Pass
			RB1#7	22.37	1.25	23.62	0.230	1.000	Pass
			RB1#14	22.36	1.25	23.61	0.230	1.000	Pass
			RB8#0	21.11	1.25	22.36	0.172	1.000	Pass
			RB8#4	21.06	1.25	22.31	0.170	1.000	Pass
		MCH	QPSK	RB8#7	21.12	1.25	22.37	0.173	1.000
	RB15#0			21.03	1.25	22.28	0.169	1.000	Pass
	RB1#0			23.06	1.25	24.31	0.270	1.000	Pass
	RB1#7			23.12	1.25	24.37	0.274	1.000	Pass
	RB1#14			23.09	1.25	24.34	0.272	1.000	Pass
	RB8#0			22.08	1.25	23.33	0.215	1.000	Pass
	16-QAM		RB8#4	22.08	1.25	23.33	0.215	1.000	Pass
			RB8#7	22.11	1.25	23.36	0.217	1.000	Pass
			RB15#0	22.05	1.25	23.30	0.214	1.000	Pass
			RB1#0	22.4	1.25	23.65	0.232	1.000	Pass
			RB1#7	22.4	1.25	23.65	0.232	1.000	Pass
RB1#14			22.25	1.25	23.50	0.224	1.000	Pass	
HCH	QPSK	RB8#0	21.16	1.25	22.41	0.174	1.000	Pass	
		RB8#4	21.21	1.25	22.46	0.176	1.000	Pass	
		RB8#7	21.29	1.25	22.54	0.179	1.000	Pass	
		RB15#0	21.12	1.25	22.37	0.173	1.000	Pass	
		RB1#0	23.05	1.25	24.30	0.269	1.000	Pass	
			RB1#7	23.07	1.25	24.32	0.270	1.000	Pass
			RB1#14	23.03	1.25	24.28	0.268	1.000	Pass
			RB8#0	22.01	1.25	23.26	0.212	1.000	Pass
			RB8#4	22.06	1.25	23.31	0.214	1.000	Pass

Test BW	Test Channel	Test Mode	Test RB (Size#Offset)	Conducted Output AV Power (dBm)	Antenna Gain (dBi)	EIRP (dBm)	EIRP (W)	Limit (W)	Verdict		
LTE BAND4											
		16-QAM	RB8#7	22.1	1.25	23.35	0.216	1.000	Pass		
			RB15#0	22.03	1.25	23.28	0.213	1.000	Pass		
			RB1#0	22.36	1.25	23.61	0.230	1.000	Pass		
			RB1#7	22.44	1.25	23.69	0.234	1.000	Pass		
			RB1#14	22.33	1.25	23.58	0.228	1.000	Pass		
			RB8#0	21.02	1.25	22.27	0.169	1.000	Pass		
			RB8#4	21.1	1.25	22.35	0.172	1.000	Pass		
			RB8#7	21.1	1.25	22.35	0.172	1.000	Pass		
					RB15#0	21.08	1.25	22.33	0.171	1.000	Pass
		5 MHz	LCH	QPSK	RB1#0	22.88	1.25	24.13	0.259	1.000	Pass
					RB1#13	23.09	1.25	24.34	0.272	1.000	Pass
					RB1#24	23.02	1.25	24.27	0.267	1.000	Pass
					RB12#0	21.89	1.25	23.14	0.206	1.000	Pass
					RB12#6	22.04	1.25	23.29	0.213	1.000	Pass
					RB12#13	22.01	1.25	23.26	0.212	1.000	Pass
					RB25#0	22	1.25	23.25	0.211	1.000	Pass
				16-QAM	RB1#0	22.25	1.25	23.50	0.224	1.000	Pass
					RB1#13	22.5	1.25	23.75	0.237	1.000	Pass
					RB1#24	22.28	1.25	23.53	0.225	1.000	Pass
					RB12#0	20.95	1.25	22.20	0.166	1.000	Pass
					RB12#6	21.07	1.25	22.32	0.171	1.000	Pass
			RB12#13		21.05	1.25	22.30	0.170	1.000	Pass	
				RB25#0	21.04	1.25	22.29	0.169	1.000	Pass	
	MCH		QPSK	RB1#0	23.08	1.25	24.33	0.271	1.000	Pass	
					RB1#13	23.18	1.25	24.43	0.277	1.000	Pass
					RB1#24	23.09	1.25	24.34	0.272	1.000	Pass
					RB12#0	22.04	1.25	23.29	0.213	1.000	Pass
					RB12#6	22.11	1.25	23.36	0.217	1.000	Pass
					RB12#13	22.19	1.25	23.44	0.221	1.000	Pass
					RB25#0	22.08	1.25	23.33	0.215	1.000	Pass
				16-QAM	RB1#0	22.46	1.25	23.71	0.235	1.000	Pass
					RB1#13	22.61	1.25	23.86	0.243	1.000	Pass
					RB1#24	22.6	1.25	23.85	0.243	1.000	Pass
			RB12#0		21.16	1.25	22.41	0.174	1.000	Pass	
			RB12#6		21.23	1.25	22.48	0.177	1.000	Pass	
		RB12#13	21.23		1.25	22.48	0.177	1.000	Pass		
			RB25#0	21.09	1.25	22.34	0.171	1.000	Pass		
	HCH	QPSK	RB1#0	23.11	1.25	24.36	0.273	1.000	Pass		

Test BW	Test Channel	Test Mode	Test RB (Size#Offset)	Conducted Output AV Power (dBm)	Antenna Gain (dBi)	EIRP (dBm)	EIRP (W)	Limit (W)	Verdict
LTE BAND4									
			RB1#13	23.36	1.25	24.61	0.289	1.000	Pass
			RB1#24	23.09	1.25	24.34	0.272	1.000	Pass
			RB12#0	22.05	1.25	23.30	0.214	1.000	Pass
			RB12#6	22.17	1.25	23.42	0.220	1.000	Pass
			RB12#13	22.09	1.25	23.34	0.216	1.000	Pass
			RB25#0	22.11	1.25	23.36	0.217	1.000	Pass
		16-QAM	RB1#0	22.39	1.25	23.64	0.231	1.000	Pass
			RB1#13	22.63	1.25	23.88	0.244	1.000	Pass
			RB1#24	22.49	1.25	23.74	0.237	1.000	Pass
			RB12#0	20.94	1.25	22.19	0.166	1.000	Pass
			RB12#6	21.08	1.25	22.33	0.171	1.000	Pass
			RB12#13	21.04	1.25	22.29	0.169	1.000	Pass
			RB25#0	21.11	1.25	22.36	0.172	1.000	Pass
			10 MHz	LCH	QPSK	RB1#0	22.96	1.25	24.21
RB1#25	23.02	1.25				24.27	0.267	1.000	Pass
RB1#49	23	1.25				24.25	0.266	1.000	Pass
RB25#0	21.9	1.25				23.15	0.207	1.000	Pass
RB25#13	22.01	1.25				23.26	0.212	1.000	Pass
RB25#25	22.07	1.25				23.32	0.215	1.000	Pass
16-QAM	RB50#0	22			1.25	23.25	0.211	1.000	Pass
	RB1#0	22.3			1.25	23.55	0.226	1.000	Pass
	RB1#25	22.44			1.25	23.69	0.234	1.000	Pass
	RB1#49	22.28			1.25	23.53	0.225	1.000	Pass
	RB25#0	20.95			1.25	22.20	0.166	1.000	Pass
	RB25#13	21.12			1.25	22.37	0.173	1.000	Pass
	RB25#25	21.05			1.25	22.30	0.170	1.000	Pass
	RB50#0	21.05			1.25	22.30	0.170	1.000	Pass
10 MHz	MCH	QPSK	RB1#0	23.08	1.25	24.33	0.271	1.000	Pass
			RB1#25	23.13	1.25	24.38	0.274	1.000	Pass
			RB1#49	23.07	1.25	24.32	0.270	1.000	Pass
			RB25#0	22.09	1.25	23.34	0.216	1.000	Pass
			RB25#13	22.12	1.25	23.37	0.217	1.000	Pass
			RB25#25	22.2	1.25	23.45	0.221	1.000	Pass
		16-QAM	RB50#0	22.1	1.25	23.35	0.216	1.000	Pass
			RB1#0	22.51	1.25	23.76	0.238	1.000	Pass
			RB1#25	22.57	1.25	23.82	0.241	1.000	Pass
			RB1#49	22.49	1.25	23.74	0.237	1.000	Pass
			RB25#0	21.09	1.25	22.34	0.171	1.000	Pass

Test BW	Test Channel	Test Mode	Test RB (Size#Offset)	Conducted Output AV Power (dBm)	Antenna Gain (dBi)	EIRP (dBm)	EIRP (W)	Limit (W)	Verdict
LTE BAND4									
15 MHz	HCH	QPSK	RB25#13	21.13	1.25	22.38	0.173	1.000	Pass
			RB25#25	21.19	1.25	22.44	0.175	1.000	Pass
			RB50#0	21.09	1.25	22.34	0.171	1.000	Pass
		QPSK	RB1#0	23.03	1.25	24.28	0.268	1.000	Pass
			RB1#25	23.14	1.25	24.39	0.275	1.000	Pass
			RB1#49	23.01	1.25	24.26	0.267	1.000	Pass
			RB25#0	22.05	1.25	23.30	0.214	1.000	Pass
			RB25#13	22.05	1.25	23.30	0.214	1.000	Pass
			RB25#25	22.13	1.25	23.38	0.218	1.000	Pass
		16-QAM	RB50#0	22.08	1.25	23.33	0.215	1.000	Pass
			RB1#0	22.34	1.25	23.59	0.229	1.000	Pass
			RB1#25	22.5	1.25	23.75	0.237	1.000	Pass
			RB1#49	22.39	1.25	23.64	0.231	1.000	Pass
			RB25#0	21.07	1.25	22.32	0.171	1.000	Pass
			RB25#13	21.13	1.25	22.38	0.173	1.000	Pass
	LCH	QPSK	RB25#25	21.13	1.25	22.38	0.173	1.000	Pass
			RB50#0	21.06	1.25	22.31	0.170	1.000	Pass
			RB1#0	22.66	1.25	23.91	0.246	1.000	Pass
			RB1#38	22.79	1.25	24.04	0.254	1.000	Pass
			RB1#74	22.88	1.25	24.13	0.259	1.000	Pass
			RB36#0	21.82	1.25	23.07	0.203	1.000	Pass
RB36#19			21.91	1.25	23.16	0.207	1.000	Pass	
16-QAM		RB36#39	21.94	1.25	23.19	0.208	1.000	Pass	
		RB75#0	21.9	1.25	23.15	0.207	1.000	Pass	
		RB1#0	22.13	1.25	23.38	0.218	1.000	Pass	
		RB1#38	22.15	1.25	23.40	0.219	1.000	Pass	
		RB1#74	22.24	1.25	23.49	0.223	1.000	Pass	
		RB36#0	20.82	1.25	22.07	0.161	1.000	Pass	
		RB36#19	20.95	1.25	22.20	0.166	1.000	Pass	
		RB36#39	20.97	1.25	22.22	0.167	1.000	Pass	
MCH	QPSK	RB75#0	20.93	1.25	22.18	0.165	1.000	Pass	
		RB1#0	22.97	1.25	24.22	0.264	1.000	Pass	
		RB1#38	22.97	1.25	24.22	0.264	1.000	Pass	
		RB1#74	22.97	1.25	24.22	0.264	1.000	Pass	
		RB36#0	21.98	1.25	23.23	0.210	1.000	Pass	
		RB36#19	22	1.25	23.25	0.211	1.000	Pass	
		RB36#39	22.05	1.25	23.30	0.214	1.000	Pass	
RB75#0	21.96	1.25	23.21	0.209	1.000	Pass			

Test BW	Test Channel	Test Mode	Test RB (Size#Offset)	Conducted Output AV Power (dBm)	Antenna Gain (dBi)	EIRP (dBm)	EIRP (W)	Limit (W)	Verdict
LTE BAND4									
20 MHz	HCH	16-QAM	RB1#0	22.39	1.25	23.64	0.231	1.000	Pass
			RB1#38	22.34	1.25	23.59	0.229	1.000	Pass
			RB1#74	22.4	1.25	23.65	0.232	1.000	Pass
			RB36#0	20.99	1.25	22.24	0.167	1.000	Pass
			RB36#19	21.01	1.25	22.26	0.168	1.000	Pass
			RB36#39	21.06	1.25	22.31	0.170	1.000	Pass
			RB75#0	20.99	1.25	22.24	0.167	1.000	Pass
		QPSK	RB1#0	22.93	1.25	24.18	0.262	1.000	Pass
			RB1#38	22.92	1.25	24.17	0.261	1.000	Pass
			RB1#74	22.97	1.25	24.22	0.264	1.000	Pass
			RB36#0	21.89	1.25	23.14	0.206	1.000	Pass
			RB36#19	22.03	1.25	23.28	0.213	1.000	Pass
			RB36#39	22.02	1.25	23.27	0.212	1.000	Pass
			RB75#0	22.02	1.25	23.27	0.212	1.000	Pass
	16-QAM	RB1#0	22.22	1.25	23.47	0.222	1.000	Pass	
		RB1#38	22.22	1.25	23.47	0.222	1.000	Pass	
		RB1#74	22.34	1.25	23.59	0.229	1.000	Pass	
		RB36#0	20.96	1.25	22.21	0.166	1.000	Pass	
		RB36#19	21.05	1.25	22.30	0.170	1.000	Pass	
		RB36#39	21.02	1.25	22.27	0.169	1.000	Pass	
		RB75#0	21.02	1.25	22.27	0.169	1.000	Pass	
	LCH	QPSK	RB1#0	22.71	1.25	23.96	0.249	1.000	Pass
			RB1#50	22.81	1.25	24.06	0.255	1.000	Pass
			RB1#99	22.93	1.25	24.18	0.262	1.000	Pass
			RB50#0	21.82	1.25	23.07	0.203	1.000	Pass
			RB50#25	21.93	1.25	23.18	0.208	1.000	Pass
			RB50#50	21.98	1.25	23.23	0.210	1.000	Pass
			RB100#0	21.92	1.25	23.17	0.207	1.000	Pass
16-QAM		RB1#0	21.96	1.25	23.21	0.209	1.000	Pass	
		RB1#50	22.2	1.25	23.45	0.221	1.000	Pass	
		RB1#99	22.21	1.25	23.46	0.222	1.000	Pass	
		RB50#0	20.84	1.25	22.09	0.162	1.000	Pass	
		RB50#25	20.98	1.25	22.23	0.167	1.000	Pass	
		RB50#50	20.97	1.25	22.22	0.167	1.000	Pass	
		RB100#0	20.92	1.25	22.17	0.165	1.000	Pass	
MCH	QPSK	RB1#0	22.94	1.25	24.19	0.262	1.000	Pass	
		RB1#50	22.94	1.25	24.19	0.262	1.000	Pass	
		RB1#99	23.06	1.25	24.31	0.270	1.000	Pass	

Test BW	Test Channel	Test Mode	Test RB (Size#Offset)	Conducted Output AV Power (dBm)	Antenna Gain (dBi)	EIRP (dBm)	EIRP (W)	Limit (W)	Verdict	
LTE BAND4										
			RB50#0	21.93	1.25	23.18	0.208	1.000	Pass	
			RB50#25	21.98	1.25	23.23	0.210	1.000	Pass	
			RB50#50	22.04	1.25	23.29	0.213	1.000	Pass	
			RB100#0	21.98	1.25	23.23	0.210	1.000	Pass	
		16-QAM	RB1#0	22.38	1.25	23.63	0.231	1.000	Pass	
			RB1#50	22.43	1.25	23.68	0.233	1.000	Pass	
			RB1#99	22.37	1.25	23.62	0.230	1.000	Pass	
			RB50#0	20.95	1.25	22.20	0.166	1.000	Pass	
			RB50#25	20.95	1.25	22.20	0.166	1.000	Pass	
			RB50#50	21.06	1.25	22.31	0.170	1.000	Pass	
		RB100#0	21	1.25	22.25	0.168	1.000	Pass		
		HCH	QPSK	RB1#0	22.93	1.25	24.18	0.262	1.000	Pass
				RB1#50	22.92	1.25	24.17	0.261	1.000	Pass
				RB1#99	22.93	1.25	24.18	0.262	1.000	Pass
	RB50#0			21.95	1.25	23.20	0.209	1.000	Pass	
	RB50#25			22.06	1.25	23.31	0.214	1.000	Pass	
	RB50#50			22.02	1.25	23.27	0.212	1.000	Pass	
	RB100#0		22.03	1.25	23.28	0.213	1.000	Pass		
	16-QAM		RB1#0	22.33	1.25	23.58	0.228	1.000	Pass	
			RB1#50	22.23	1.25	23.48	0.223	1.000	Pass	
			RB1#99	22.32	1.25	23.57	0.228	1.000	Pass	
			RB50#0	20.95	1.25	22.20	0.166	1.000	Pass	
			RB50#25	21.09	1.25	22.34	0.171	1.000	Pass	
			RB50#50	21.01	1.25	22.26	0.168	1.000	Pass	
	RB100#0		21.04	1.25	22.29	0.169	1.000	Pass		

Test BW	Test Channel	Test Mode	Test RB (Size#Offset)	Conducted Output Power (dBm)	Antenna Gain (dBi)	Antenna Gain (dBd)	ERP (dBm)	ERP (W)	Limit (W)	Verdict
LTE BAND5										
1.4 MHz	LCH	QPSK	RB1#0	22.55	1.58	-0.57	21.98	0.158	7.000	Pass
			RB1#3	22.53	1.58	-0.57	21.96	0.157	7.000	Pass
			RB1#5	22.46	1.58	-0.57	21.89	0.155	7.000	Pass
			RB3#0	22.49	1.58	-0.57	21.92	0.156	7.000	Pass
			RB3#2	22.51	1.58	-0.57	21.94	0.156	7.000	Pass
			RB3#3	22.47	1.58	-0.57	21.90	0.155	7.000	Pass
			RB6#0	21.51	1.58	-0.57	20.94	0.124	7.000	Pass
		16-QAM	RB1#0	21.62	1.58	-0.57	21.05	0.127	7.000	Pass
			RB1#3	21.75	1.58	-0.57	21.18	0.131	7.000	Pass
			RB1#5	21.74	1.58	-0.57	21.17	0.131	7.000	Pass
			RB3#0	21.59	1.58	-0.57	21.02	0.126	7.000	Pass
			RB3#2	21.66	1.58	-0.57	21.09	0.129	7.000	Pass
			RB3#3	21.62	1.58	-0.57	21.05	0.127	7.000	Pass
			RB6#0	20.58	1.58	-0.57	20.01	0.100	7.000	Pass
	MCH	QPSK	RB1#0	22.46	1.58	-0.57	21.89	0.155	7.000	Pass
			RB1#3	22.48	1.58	-0.57	21.91	0.155	7.000	Pass
			RB1#5	22.51	1.58	-0.57	21.94	0.156	7.000	Pass
			RB3#0	22.45	1.58	-0.57	21.88	0.154	7.000	Pass
			RB3#2	22.49	1.58	-0.57	21.92	0.156	7.000	Pass
			RB3#3	22.42	1.58	-0.57	21.85	0.153	7.000	Pass
			RB6#0	21.43	1.58	-0.57	20.86	0.122	7.000	Pass
		16-QAM	RB1#0	21.77	1.58	-0.57	21.20	0.132	7.000	Pass
			RB1#3	21.72	1.58	-0.57	21.15	0.130	7.000	Pass
			RB1#5	21.72	1.58	-0.57	21.15	0.130	7.000	Pass
			RB3#0	21.63	1.58	-0.57	21.06	0.128	7.000	Pass
			RB3#2	21.66	1.58	-0.57	21.09	0.129	7.000	Pass
			RB3#3	21.65	1.58	-0.57	21.08	0.128	7.000	Pass
			RB6#0	20.45	1.58	-0.57	19.88	0.097	7.000	Pass
	HCH	QPSK	RB1#0	22.36	1.58	-0.57	21.79	0.151	7.000	Pass
			RB1#3	22.4	1.58	-0.57	21.83	0.152	7.000	Pass
RB1#5			22.31	1.58	-0.57	21.74	0.149	7.000	Pass	
RB3#0			22.38	1.58	-0.57	21.81	0.152	7.000	Pass	
RB3#2			22.34	1.58	-0.57	21.77	0.150	7.000	Pass	
RB3#3			22.35	1.58	-0.57	21.78	0.151	7.000	Pass	
RB6#0			21.35	1.58	-0.57	20.78	0.120	7.000	Pass	
16-QAM		RB1#0	21.67	1.58	-0.57	21.10	0.129	7.000	Pass	
		RB1#3	21.72	1.58	-0.57	21.15	0.130	7.000	Pass	

Test BW	Test Channel	Test Mode	Test RB (Size#Offset)	Conducted Output AV Power (dBm)	Antenna Gain (dBi)	Antenna Gain (dBd)	ERP (dBm)	ERP (W)	Limit (W)	Verdict
LTE BAND5										
3 MHz			RB1#5	21.74	1.58	-0.57	21.17	0.131	7.000	Pass
			RB3#0	21.59	1.58	-0.57	21.02	0.126	7.000	Pass
			RB3#2	21.6	1.58	-0.57	21.03	0.127	7.000	Pass
			RB3#3	21.55	1.58	-0.57	20.98	0.125	7.000	Pass
			RB6#0	20.47	1.58	-0.57	19.90	0.098	7.000	Pass
	LCH	QPSK	RB1#0	22.27	1.58	-0.57	21.70	0.148	7.000	Pass
			RB1#7	22.45	1.58	-0.57	21.88	0.154	7.000	Pass
			RB1#14	22.3	1.58	-0.57	21.73	0.149	7.000	Pass
			RB8#0	21.46	1.58	-0.57	20.89	0.123	7.000	Pass
			RB8#4	21.48	1.58	-0.57	20.91	0.123	7.000	Pass
			RB8#7	21.47	1.58	-0.57	20.90	0.123	7.000	Pass
			RB15#0	21.44	1.58	-0.57	20.87	0.122	7.000	Pass
		16-QAM	RB1#0	21.83	1.58	-0.57	21.26	0.134	7.000	Pass
			RB1#7	21.91	1.58	-0.57	21.34	0.136	7.000	Pass
			RB1#14	21.65	1.58	-0.57	21.08	0.128	7.000	Pass
			RB8#0	20.52	1.58	-0.57	19.95	0.099	7.000	Pass
			RB8#4	20.58	1.58	-0.57	20.01	0.100	7.000	Pass
			RB8#7	20.55	1.58	-0.57	19.98	0.100	7.000	Pass
			RB15#0	20.47	1.58	-0.57	19.90	0.098	7.000	Pass
	MCH	QPSK	RB1#0	22.4	1.58	-0.57	21.83	0.152	7.000	Pass
			RB1#7	22.44	1.58	-0.57	21.87	0.154	7.000	Pass
			RB1#14	22.41	1.58	-0.57	21.84	0.153	7.000	Pass
			RB8#0	21.39	1.58	-0.57	20.82	0.121	7.000	Pass
			RB8#4	21.48	1.58	-0.57	20.91	0.123	7.000	Pass
			RB8#7	21.44	1.58	-0.57	20.87	0.122	7.000	Pass
			RB15#0	21.34	1.58	-0.57	20.77	0.119	7.000	Pass
		16-QAM	RB1#0	21.72	1.58	-0.57	21.15	0.130	7.000	Pass
			RB1#7	21.73	1.58	-0.57	21.16	0.131	7.000	Pass
RB1#14			21.64	1.58	-0.57	21.07	0.128	7.000	Pass	
RB8#0			20.45	1.58	-0.57	19.88	0.097	7.000	Pass	
RB8#4			20.54	1.58	-0.57	19.97	0.099	7.000	Pass	
RB8#7			20.53	1.58	-0.57	19.96	0.099	7.000	Pass	
RB15#0			20.42	1.58	-0.57	19.85	0.097	7.000	Pass	
HCH	QPSK	RB1#0	22.3	1.58	-0.57	21.73	0.149	7.000	Pass	
		RB1#7	22.36	1.58	-0.57	21.79	0.151	7.000	Pass	
		RB1#14	22.23	1.58	-0.57	21.66	0.147	7.000	Pass	
		RB8#0	21.28	1.58	-0.57	20.71	0.118	7.000	Pass	
		RB8#4	21.35	1.58	-0.57	20.78	0.120	7.000	Pass	

Test BW	Test Channel	Test Mode	Test RB (Size#Offset)	Conducted Output AV Power (dBm)	Antenna Gain (dBi)	Antenna Gain (dBd)	ERP (dBm)	ERP (W)	Limit (W)	Verdict		
LTE BAND5												
		16-QAM	RB8#7	21.35	1.58	-0.57	20.78	0.120	7.000	Pass		
			RB15#0	21.35	1.58	-0.57	20.78	0.120	7.000	Pass		
			RB1#0	21.63	1.58	-0.57	21.06	0.128	7.000	Pass		
			RB1#7	21.68	1.58	-0.57	21.11	0.129	7.000	Pass		
			RB1#14	21.45	1.58	-0.57	20.88	0.122	7.000	Pass		
			RB8#0	20.31	1.58	-0.57	19.74	0.094	7.000	Pass		
			RB8#4	20.45	1.58	-0.57	19.88	0.097	7.000	Pass		
			RB8#7	20.38	1.58	-0.57	19.81	0.096	7.000	Pass		
		5 MHz	LCH	QPSK	RB1#0	22.43	1.58	-0.57	21.86	0.153	7.000	Pass
					RB1#13	22.68	1.58	-0.57	22.11	0.163	7.000	Pass
					RB1#24	22.51	1.58	-0.57	21.94	0.156	7.000	Pass
					RB12#0	21.45	1.58	-0.57	20.88	0.122	7.000	Pass
					RB12#6	21.56	1.58	-0.57	20.99	0.126	7.000	Pass
					RB12#13	21.53	1.58	-0.57	20.96	0.125	7.000	Pass
					RB25#0	21.52	1.58	-0.57	20.95	0.124	7.000	Pass
				16-QAM	RB1#0	21.7	1.58	-0.57	21.13	0.130	7.000	Pass
RB1#13	21.96				1.58	-0.57	21.39	0.138	7.000	Pass		
RB1#24	21.87				1.58	-0.57	21.30	0.135	7.000	Pass		
RB12#0	20.6				1.58	-0.57	20.03	0.101	7.000	Pass		
RB12#6	20.69				1.58	-0.57	20.12	0.103	7.000	Pass		
RB12#13	20.68				1.58	-0.57	20.11	0.103	7.000	Pass		
RB25#0	20.54				1.58	-0.57	19.97	0.099	7.000	Pass		
QPSK	RB1#0				22.41	1.58	-0.57	21.84	0.153	7.000	Pass	
	RB1#13				22.46	1.58	-0.57	21.89	0.155	7.000	Pass	
	RB1#24	22.39	1.58	-0.57	21.82	0.152	7.000	Pass				
	RB12#0	21.45	1.58	-0.57	20.88	0.122	7.000	Pass				
	RB12#6	21.52	1.58	-0.57	20.95	0.124	7.000	Pass				
	RB12#13	21.47	1.58	-0.57	20.90	0.123	7.000	Pass				
	RB25#0	21.4	1.58	-0.57	20.83	0.121	7.000	Pass				
16-QAM	RB1#0	21.81	1.58	-0.57	21.24	0.133	7.000	Pass				
	RB1#13	22.03	1.58	-0.57	21.46	0.140	7.000	Pass				
	RB1#24	21.98	1.58	-0.57	21.41	0.138	7.000	Pass				
	RB12#0	20.46	1.58	-0.57	19.89	0.097	7.000	Pass				
	RB12#6	20.58	1.58	-0.57	20.01	0.100	7.000	Pass				
	RB12#13	20.54	1.58	-0.57	19.97	0.099	7.000	Pass				
	RB25#0	20.41	1.58	-0.57	19.84	0.096	7.000	Pass				
HCH	QPSK	RB1#0	22.44	1.58	-0.57	21.87	0.154	7.000	Pass			

Test BW	Test Channel	Test Mode	Test RB (Size#Offset)	Conducted Output AV Power (dBm)	Antenna Gain (dBi)	Antenna Gain (dBd)	ERP (dBm)	ERP (W)	Limit (W)	Verdict
LTE BAND5										
			RB1#13	22.39	1.58	-0.57	21.82	0.152	7.000	Pass
			RB1#24	22.36	1.58	-0.57	21.79	0.151	7.000	Pass
			RB12#0	21.35	1.58	-0.57	20.78	0.120	7.000	Pass
			RB12#6	21.44	1.58	-0.57	20.87	0.122	7.000	Pass
			RB12#13	21.4	1.58	-0.57	20.83	0.121	7.000	Pass
			RB25#0	21.32	1.58	-0.57	20.75	0.119	7.000	Pass
		16-QAM	RB1#0	21.74	1.58	-0.57	21.17	0.131	7.000	Pass
			RB1#13	21.78	1.58	-0.57	21.21	0.132	7.000	Pass
			RB1#24	21.72	1.58	-0.57	21.15	0.130	7.000	Pass
			RB12#0	20.4	1.58	-0.57	19.83	0.096	7.000	Pass
			RB12#6	20.5	1.58	-0.57	19.93	0.098	7.000	Pass
			RB12#13	20.48	1.58	-0.57	19.91	0.098	7.000	Pass
			RB25#0	20.32	1.58	-0.57	19.75	0.094	7.000	Pass
			10 MHz	LCH	QPSK	RB1#0	22.43	1.58	-0.57	21.86
RB1#25	22.49	1.58				-0.57	21.92	0.156	7.000	Pass
RB1#49	22.41	1.58				-0.57	21.84	0.153	7.000	Pass
RB25#0	21.51	1.58				-0.57	20.94	0.124	7.000	Pass
RB25#13	21.57	1.58				-0.57	21.00	0.126	7.000	Pass
RB25#25	21.56	1.58				-0.57	20.99	0.126	7.000	Pass
RB50#0	21.55	1.58				-0.57	20.98	0.125	7.000	Pass
16-QAM	RB1#0	21.96			1.58	-0.57	21.39	0.138	7.000	Pass
	RB1#25	21.79			1.58	-0.57	21.22	0.132	7.000	Pass
	RB1#49	21.87			1.58	-0.57	21.30	0.135	7.000	Pass
	RB25#0	20.52			1.58	-0.57	19.95	0.099	7.000	Pass
	RB25#13	20.6			1.58	-0.57	20.03	0.101	7.000	Pass
	RB25#25	20.56			1.58	-0.57	19.99	0.100	7.000	Pass
	RB50#0	20.57			1.58	-0.57	20.00	0.100	7.000	Pass
MCH	QPSK	RB1#0	22.55	1.58	-0.57	21.98	0.158	7.000	Pass	
		RB1#25	22.49	1.58	-0.57	21.92	0.156	7.000	Pass	
		RB1#49	22.36	1.58	-0.57	21.79	0.151	7.000	Pass	
		RB25#0	21.49	1.58	-0.57	20.92	0.124	7.000	Pass	
		RB25#13	21.42	1.58	-0.57	20.85	0.122	7.000	Pass	
		RB25#25	21.42	1.58	-0.57	20.85	0.122	7.000	Pass	
		RB50#0	21.4	1.58	-0.57	20.83	0.121	7.000	Pass	
	16-QAM	RB1#0	21.84	1.58	-0.57	21.27	0.134	7.000	Pass	
		RB1#25	21.8	1.58	-0.57	21.23	0.133	7.000	Pass	
		RB1#49	21.72	1.58	-0.57	21.15	0.130	7.000	Pass	
		RB25#0	20.49	1.58	-0.57	19.92	0.098	7.000	Pass	

Test BW	Test Channel	Test Mode	Test RB (Size#Offset)	Conducted Output AV Power (dBm)	Antenna Gain (dBi)	Antenna Gain (dBd)	ERP (dBm)	ERP (W)	Limit (W)	Verdict		
LTE BAND5												
			RB25#13	20.48	1.58	-0.57	19.91	0.098	7.000	Pass		
			RB25#25	20.51	1.58	-0.57	19.94	0.099	7.000	Pass		
			RB50#0	20.47	1.58	-0.57	19.90	0.098	7.000	Pass		
		HCH	QPSK	RB1#0	22.5	1.58	-0.57	21.93	0.156	7.000	Pass	
				RB1#25	22.36	1.58	-0.57	21.79	0.151	7.000	Pass	
				RB1#49	22.28	1.58	-0.57	21.71	0.148	7.000	Pass	
				RB25#0	21.34	1.58	-0.57	20.77	0.119	7.000	Pass	
				RB25#13	21.43	1.58	-0.57	20.86	0.122	7.000	Pass	
				RB25#25	21.37	1.58	-0.57	20.80	0.120	7.000	Pass	
				RB50#0	21.45	1.58	-0.57	20.88	0.122	7.000	Pass	
				16-QAM	RB1#0	21.75	1.58	-0.57	21.18	0.131	7.000	Pass
					RB1#25	21.64	1.58	-0.57	21.07	0.128	7.000	Pass
					RB1#49	21.59	1.58	-0.57	21.02	0.126	7.000	Pass
					RB25#0	20.41	1.58	-0.57	19.84	0.096	7.000	Pass
					RB25#13	20.45	1.58	-0.57	19.88	0.097	7.000	Pass
					RB25#25	20.35	1.58	-0.57	19.78	0.095	7.000	Pass
					RB50#0	20.45	1.58	-0.57	19.88	0.097	7.000	Pass

Test BW	Test Channel	Test Mode	Test RB (Size#Offset)	Conducted Output AV Power (dBm)	Antenna Gain (dBi)	EIRP (dBm)	EIRP (W)	Limit (W)	Verdict
LTE BAND7									
5 MHz	LCH	QPSK	RB1#0	22.58	1.15	23.73	0.236	2.000	Pass
			RB1#13	22.71	1.15	23.86	0.243	2.000	Pass
			RB1#24	22.64	1.15	23.79	0.239	2.000	Pass
			RB12#0	21.58	1.15	22.73	0.187	2.000	Pass
			RB12#6	21.62	1.15	22.77	0.189	2.000	Pass
			RB12#13	21.6	1.15	22.75	0.188	2.000	Pass
			RB25#0	21.59	1.15	22.74	0.188	2.000	Pass
		16-QAM	RB1#0	21.81	1.15	22.96	0.198	2.000	Pass
			RB1#13	21.98	1.15	23.13	0.206	2.000	Pass
			RB1#24	21.9	1.15	23.05	0.202	2.000	Pass
			RB12#0	20.63	1.15	21.78	0.151	2.000	Pass
			RB12#6	20.67	1.15	21.82	0.152	2.000	Pass
			RB12#13	20.63	1.15	21.78	0.151	2.000	Pass
			RB25#0	20.61	1.15	21.76	0.150	2.000	Pass
	MCH	QPSK	RB1#0	22.53	1.15	23.68	0.233	2.000	Pass
			RB1#13	22.62	1.15	23.77	0.238	2.000	Pass
			RB1#24	22.53	1.15	23.68	0.233	2.000	Pass
			RB12#0	21.53	1.15	22.68	0.185	2.000	Pass
			RB12#6	21.63	1.15	22.78	0.190	2.000	Pass
			RB12#13	21.58	1.15	22.73	0.187	2.000	Pass
			RB25#0	21.53	1.15	22.68	0.185	2.000	Pass
		16-QAM	RB1#0	21.96	1.15	23.11	0.205	2.000	Pass
			RB1#13	22.08	1.15	23.23	0.210	2.000	Pass
			RB1#24	21.98	1.15	23.13	0.206	2.000	Pass
			RB12#0	20.62	1.15	21.77	0.150	2.000	Pass
			RB12#6	20.73	1.15	21.88	0.154	2.000	Pass
			RB12#13	20.71	1.15	21.86	0.153	2.000	Pass
			RB25#0	20.56	1.15	21.71	0.148	2.000	Pass
	HCH	QPSK	RB1#0	22.66	1.15	23.81	0.240	2.000	Pass
			RB1#13	22.74	1.15	23.89	0.245	2.000	Pass
			RB1#24	22.68	1.15	23.83	0.242	2.000	Pass
			RB12#0	21.7	1.15	22.85	0.193	2.000	Pass
			RB12#6	21.76	1.15	22.91	0.195	2.000	Pass
			RB12#13	21.72	1.15	22.87	0.194	2.000	Pass
			RB25#0	21.7	1.15	22.85	0.193	2.000	Pass
		16-QAM	RB1#0	22.04	1.15	23.19	0.208	2.000	Pass
RB1#13			22.07	1.15	23.22	0.210	2.000	Pass	

Test BW	Test Channel	Test Mode	Test RB (Size#Offset)	Conducted Output AV Power (dBm)	Antenna Gain (dBi)	EIRP (dBm)	EIRP (W)	Limit (W)	Verdict	
LTE BAND7										
10 MHz			RB1#24	22.07	1.15	23.22	0.210	2.000	Pass	
			RB12#0	20.79	1.15	21.94	0.156	2.000	Pass	
			RB12#6	20.83	1.15	21.98	0.158	2.000	Pass	
			RB12#13	20.79	1.15	21.94	0.156	2.000	Pass	
			RB25#0	20.76	1.15	21.91	0.155	2.000	Pass	
	LCH	QPSK	RB1#0	22.48	1.15	23.63	0.231	2.000	Pass	
			RB1#25	22.57	1.15	23.72	0.236	2.000	Pass	
			RB1#49	22.58	1.15	23.73	0.236	2.000	Pass	
			RB25#0	21.61	1.15	22.76	0.189	2.000	Pass	
			RB25#13	21.68	1.15	22.83	0.192	2.000	Pass	
			RB25#25	21.65	1.15	22.80	0.191	2.000	Pass	
			RB50#0	21.68	1.15	22.83	0.192	2.000	Pass	
		16-QAM	RB1#0	21.94	1.15	23.09	0.204	2.000	Pass	
			RB1#25	22.15	1.15	23.30	0.214	2.000	Pass	
			RB1#49	22.05	1.15	23.20	0.209	2.000	Pass	
			RB25#0	20.62	1.15	21.77	0.150	2.000	Pass	
			RB25#13	20.72	1.15	21.87	0.154	2.000	Pass	
			RB25#25	20.73	1.15	21.88	0.154	2.000	Pass	
		MCH	QPSK	RB1#0	22.55	1.15	23.70	0.234	2.000	Pass
				RB1#25	22.6	1.15	23.75	0.237	2.000	Pass
	RB1#49			22.55	1.15	23.70	0.234	2.000	Pass	
	RB25#0			21.49	1.15	22.64	0.184	2.000	Pass	
	RB25#13			21.53	1.15	22.68	0.185	2.000	Pass	
	RB25#25			21.6	1.15	22.75	0.188	2.000	Pass	
	RB50#0			21.51	1.15	22.66	0.185	2.000	Pass	
	16-QAM		RB1#0	21.9	1.15	23.05	0.202	2.000	Pass	
			RB1#25	21.96	1.15	23.11	0.205	2.000	Pass	
			RB1#49	21.85	1.15	23.00	0.200	2.000	Pass	
			RB25#0	20.54	1.15	21.69	0.148	2.000	Pass	
			RB25#13	20.62	1.15	21.77	0.150	2.000	Pass	
RB25#25			20.62	1.15	21.77	0.150	2.000	Pass		
RB50#0			20.55	1.15	21.70	0.148	2.000	Pass		
HCH			QPSK	RB1#0	22.7	1.15	23.85	0.243	2.000	Pass
	RB1#25	22.72		1.15	23.87	0.244	2.000	Pass		
	RB1#49	22.73		1.15	23.88	0.244	2.000	Pass		
	RB25#0	21.75		1.15	22.90	0.195	2.000	Pass		
	RB25#13	21.72		1.15	22.87	0.194	2.000	Pass		

Test BW	Test Channel	Test Mode	Test RB (Size#Offset)	Conducted Output AV Power (dBm)	Antenna Gain (dBi)	EIRP (dBm)	EIRP (W)	Limit (W)	Verdict		
LTE BAND7											
		16-QAM	RB25#25	21.71	1.15	22.86	0.193	2.000	Pass		
			RB50#0	21.71	1.15	22.86	0.193	2.000	Pass		
			RB1#0	21.98	1.15	23.13	0.206	2.000	Pass		
			RB1#25	22.02	1.15	23.17	0.207	2.000	Pass		
			RB1#49	21.96	1.15	23.11	0.205	2.000	Pass		
			RB25#0	20.75	1.15	21.90	0.155	2.000	Pass		
			RB25#13	20.74	1.15	21.89	0.155	2.000	Pass		
			RB25#25	20.7	1.15	21.85	0.153	2.000	Pass		
		RB50#0	20.73	1.15	21.88	0.154	2.000	Pass			
		15 MHz	LCH	QPSK	RB1#0	22.32	1.15	23.47	0.222	2.000	Pass
					RB1#38	22.39	1.15	23.54	0.226	2.000	Pass
					RB1#74	22.42	1.15	23.57	0.228	2.000	Pass
					RB36#0	21.42	1.15	22.57	0.181	2.000	Pass
					RB36#19	21.55	1.15	22.70	0.186	2.000	Pass
					RB36#39	21.57	1.15	22.72	0.187	2.000	Pass
RB75#0	21.56				1.15	22.71	0.187	2.000	Pass		
16-QAM	RB1#0			21.72	1.15	22.87	0.194	2.000	Pass		
	RB1#38			21.84	1.15	22.99	0.199	2.000	Pass		
	RB1#74			21.74	1.15	22.89	0.195	2.000	Pass		
	RB36#0			20.45	1.15	21.60	0.145	2.000	Pass		
	RB36#19			20.55	1.15	21.70	0.148	2.000	Pass		
	RB36#39			20.58	1.15	21.73	0.149	2.000	Pass		
	RB75#0			20.57	1.15	21.72	0.149	2.000	Pass		
MCH	QPSK	RB1#0	22.33	1.15	23.48	0.223	2.000	Pass			
		RB1#38	22.44	1.15	23.59	0.229	2.000	Pass			
		RB1#74	22.28	1.15	23.43	0.220	2.000	Pass			
		RB36#0	21.38	1.15	22.53	0.179	2.000	Pass			
		RB36#19	21.37	1.15	22.52	0.179	2.000	Pass			
		RB36#39	21.42	1.15	22.57	0.181	2.000	Pass			
		RB75#0	21.35	1.15	22.50	0.178	2.000	Pass			
	16-QAM	RB1#0	21.73	1.15	22.88	0.194	2.000	Pass			
		RB1#38	21.81	1.15	22.96	0.198	2.000	Pass			
		RB1#74	21.7	1.15	22.85	0.193	2.000	Pass			
		RB36#0	20.38	1.15	21.53	0.142	2.000	Pass			
		RB36#19	20.4	1.15	21.55	0.143	2.000	Pass			
		RB36#39	20.44	1.15	21.59	0.144	2.000	Pass			
RB75#0	20.4	1.15	21.55	0.143	2.000	Pass					
HCH	QPSK	RB1#0	22.44	1.15	23.59	0.229	2.000	Pass			

Test BW	Test Channel	Test Mode	Test RB (Size#Offset)	Conducted Output AV Power (dBm)	Antenna Gain (dBi)	EIRP (dBm)	EIRP (W)	Limit (W)	Verdict
LTE BAND7									
			RB1#38	22.45	1.15	23.60	0.229	2.000	Pass
			RB1#74	22.37	1.15	23.52	0.225	2.000	Pass
			RB36#0	21.5	1.15	22.65	0.184	2.000	Pass
			RB36#19	21.49	1.15	22.64	0.184	2.000	Pass
			RB36#39	21.5	1.15	22.65	0.184	2.000	Pass
			RB75#0	21.52	1.15	22.67	0.185	2.000	Pass
		16-QAM	RB1#0	21.7	1.15	22.85	0.193	2.000	Pass
			RB1#38	21.74	1.15	22.89	0.195	2.000	Pass
			RB1#74	21.78	1.15	22.93	0.196	2.000	Pass
			RB36#0	20.54	1.15	21.69	0.148	2.000	Pass
			RB36#19	20.51	1.15	21.66	0.147	2.000	Pass
			RB36#39	20.5	1.15	21.65	0.146	2.000	Pass
			RB75#0	20.52	1.15	21.67	0.147	2.000	Pass
			20 MHz	LCH	QPSK	RB1#0	22.43	1.15	23.58
RB1#50	22.51	1.15				23.66	0.232	2.000	Pass
RB1#99	22.64	1.15				23.79	0.239	2.000	Pass
RB50#0	21.5	1.15				22.65	0.184	2.000	Pass
RB50#25	21.61	1.15				22.76	0.189	2.000	Pass
RB50#50	21.6	1.15				22.75	0.188	2.000	Pass
16-QAM	RB100#0	21.57			1.15	22.72	0.187	2.000	Pass
	RB1#0	21.8			1.15	22.95	0.197	2.000	Pass
	RB1#50	21.91			1.15	23.06	0.202	2.000	Pass
	RB1#99	21.77			1.15	22.92	0.196	2.000	Pass
	RB50#0	20.46			1.15	21.61	0.145	2.000	Pass
	RB50#25	20.61			1.15	21.76	0.150	2.000	Pass
	RB50#50	20.59			1.15	21.74	0.149	2.000	Pass
	RB100#0	20.57			1.15	21.72	0.149	2.000	Pass
20 MHz	MCH	QPSK	RB1#0	22.35	1.15	23.50	0.224	2.000	Pass
			RB1#50	22.35	1.15	23.50	0.224	2.000	Pass
			RB1#99	22.3	1.15	23.45	0.221	2.000	Pass
			RB50#0	21.37	1.15	22.52	0.179	2.000	Pass
			RB50#25	21.43	1.15	22.58	0.181	2.000	Pass
			RB50#50	21.46	1.15	22.61	0.182	2.000	Pass
		16-QAM	RB100#0	21.39	1.15	22.54	0.179	2.000	Pass
			RB1#0	21.74	1.15	22.89	0.195	2.000	Pass
			RB1#50	21.86	1.15	23.01	0.200	2.000	Pass
			RB1#99	21.65	1.15	22.80	0.191	2.000	Pass
			RB50#0	20.4	1.15	21.55	0.143	2.000	Pass

Test BW	Test Channel	Test Mode	Test RB (Size#Offset)	Conducted Output AV Power (dBm)	Antenna Gain (dBi)	EIRP (dBm)	EIRP (W)	Limit (W)	Verdict		
LTE BAND7											
			RB50#25	20.44	1.15	21.59	0.144	2.000	Pass		
			RB50#50	20.48	1.15	21.63	0.146	2.000	Pass		
			RB100#0	20.41	1.15	21.56	0.143	2.000	Pass		
	HCH	QPSK	RB1#0	22.38	1.15	23.53	0.225	2.000	Pass		
			RB1#50	22.36	1.15	23.51	0.224	2.000	Pass		
			RB1#99	22.35	1.15	23.50	0.224	2.000	Pass		
			RB50#0	21.51	1.15	22.66	0.185	2.000	Pass		
			RB50#25	21.54	1.15	22.69	0.186	2.000	Pass		
			RB50#50	21.5	1.15	22.65	0.184	2.000	Pass		
			RB100#0	21.54	1.15	22.69	0.186	2.000	Pass		
			16-QAM	RB1#0	21.77	1.15	22.92	0.196	2.000	Pass	
				RB1#50	21.87	1.15	23.02	0.200	2.000	Pass	
		RB1#99		21.74	1.15	22.89	0.195	2.000	Pass		
		RB50#0		20.53	1.15	21.68	0.147	2.000	Pass		
		RB50#25		20.58	1.15	21.73	0.149	2.000	Pass		
		RB50#50		20.54	1.15	21.69	0.148	2.000	Pass		
					RB100#0	20.56	1.15	21.71	0.148	2.000	Pass

Test BW	Test Channel	Test Mode	Test RB (Size#Offset)	Conducted Output Power (dBm)	Antenna Gain (dBi)	Antenna Gain (dBd)	ERP (dBm)	ERP (W)	Limit (W)	Verdict
LTE BAND12										
1.4 MHz	LCH	QPSK	RB1#0	22.52	0.73	-1.42	21.10	0.129	3.000	Pass
			RB1#3	22.63	0.73	-1.42	21.21	0.132	3.000	Pass
			RB1#5	22.5	0.73	-1.42	21.08	0.128	3.000	Pass
			RB3#0	22.52	0.73	-1.42	21.10	0.129	3.000	Pass
			RB3#2	22.52	0.73	-1.42	21.10	0.129	3.000	Pass
			RB3#3	22.54	0.73	-1.42	21.12	0.129	3.000	Pass
			RB6#0	21.54	0.73	-1.42	20.12	0.103	3.000	Pass
		16-QAM	RB1#0	21.86	0.73	-1.42	20.44	0.111	3.000	Pass
			RB1#3	21.75	0.73	-1.42	20.33	0.108	3.000	Pass
			RB1#5	21.68	0.73	-1.42	20.26	0.106	3.000	Pass
			RB3#0	21.64	0.73	-1.42	20.22	0.105	3.000	Pass
			RB3#2	21.65	0.73	-1.42	20.23	0.105	3.000	Pass
			RB3#3	21.68	0.73	-1.42	20.26	0.106	3.000	Pass
			RB6#0	20.61	0.73	-1.42	19.19	0.083	3.000	Pass
	MCH	QPSK	RB1#0	22.4	0.73	-1.42	20.98	0.125	3.000	Pass
			RB1#3	22.53	0.73	-1.42	21.11	0.129	3.000	Pass
			RB1#5	22.48	0.73	-1.42	21.06	0.128	3.000	Pass
			RB3#0	22.43	0.73	-1.42	21.01	0.126	3.000	Pass
			RB3#2	22.49	0.73	-1.42	21.07	0.128	3.000	Pass
			RB3#3	22.41	0.73	-1.42	20.99	0.126	3.000	Pass
			RB6#0	21.38	0.73	-1.42	19.96	0.099	3.000	Pass
		16-QAM	RB1#0	21.85	0.73	-1.42	20.43	0.110	3.000	Pass
			RB1#3	21.77	0.73	-1.42	20.35	0.108	3.000	Pass
			RB1#5	21.84	0.73	-1.42	20.42	0.110	3.000	Pass
			RB3#0	21.62	0.73	-1.42	20.20	0.105	3.000	Pass
			RB3#2	21.65	0.73	-1.42	20.23	0.105	3.000	Pass
			RB3#3	21.71	0.73	-1.42	20.29	0.107	3.000	Pass
			RB6#0	20.44	0.73	-1.42	19.02	0.080	3.000	Pass
	HCH	QPSK	RB1#0	22.49	0.73	-1.42	21.07	0.128	3.000	Pass
			RB1#3	22.44	0.73	-1.42	21.02	0.126	3.000	Pass
RB1#5			22.43	0.73	-1.42	21.01	0.126	3.000	Pass	
RB3#0			22.42	0.73	-1.42	21.00	0.126	3.000	Pass	
RB3#2			22.43	0.73	-1.42	21.01	0.126	3.000	Pass	
RB3#3			22.47	0.73	-1.42	21.05	0.127	3.000	Pass	
RB6#0			21.47	0.73	-1.42	20.05	0.101	3.000	Pass	
16-QAM		RB1#0	21.73	0.73	-1.42	20.31	0.107	3.000	Pass	
		RB1#3	21.75	0.73	-1.42	20.33	0.108	3.000	Pass	

Test BW	Test Channel	Test Mode	Test RB (Size#Offset)	Conducted Output Power (dBm)	Antenna Gain (dBi)	Antenna Gain (dBd)	ERP (dBm)	ERP (W)	Limit (W)	Verdict
LTE BAND12										
3 MHz			RB1#5	21.76	0.73	-1.42	20.34	0.108	3.000	Pass
			RB3#0	21.63	0.73	-1.42	20.21	0.105	3.000	Pass
			RB3#2	21.62	0.73	-1.42	20.20	0.105	3.000	Pass
			RB3#3	21.6	0.73	-1.42	20.18	0.104	3.000	Pass
			RB6#0	20.5	0.73	-1.42	19.08	0.081	3.000	Pass
	LCH	QPSK	RB1#0	22.4	0.73	-1.42	20.98	0.125	3.000	Pass
			RB1#7	22.49	0.73	-1.42	21.07	0.128	3.000	Pass
			RB1#14	22.48	0.73	-1.42	21.06	0.128	3.000	Pass
			RB8#0	21.52	0.73	-1.42	20.10	0.102	3.000	Pass
			RB8#4	21.59	0.73	-1.42	20.17	0.104	3.000	Pass
			RB8#7	21.55	0.73	-1.42	20.13	0.103	3.000	Pass
			RB15#0	21.56	0.73	-1.42	20.14	0.103	3.000	Pass
		16-QAM	RB1#0	21.89	0.73	-1.42	20.47	0.111	3.000	Pass
			RB1#7	21.93	0.73	-1.42	20.51	0.112	3.000	Pass
			RB1#14	21.76	0.73	-1.42	20.34	0.108	3.000	Pass
			RB8#0	20.63	0.73	-1.42	19.21	0.083	3.000	Pass
			RB8#4	20.69	0.73	-1.42	19.27	0.085	3.000	Pass
			RB8#7	20.63	0.73	-1.42	19.21	0.083	3.000	Pass
			RB15#0	20.61	0.73	-1.42	19.19	0.083	3.000	Pass
	MCH	QPSK	RB1#0	22.41	0.73	-1.42	20.99	0.126	3.000	Pass
			RB1#7	22.51	0.73	-1.42	21.09	0.129	3.000	Pass
			RB1#14	22.41	0.73	-1.42	20.99	0.126	3.000	Pass
			RB8#0	21.4	0.73	-1.42	19.98	0.100	3.000	Pass
			RB8#4	21.52	0.73	-1.42	20.10	0.102	3.000	Pass
			RB8#7	21.5	0.73	-1.42	20.08	0.102	3.000	Pass
			RB15#0	21.4	0.73	-1.42	19.98	0.100	3.000	Pass
		16-QAM	RB1#0	21.76	0.73	-1.42	20.34	0.108	3.000	Pass
			RB1#7	21.81	0.73	-1.42	20.39	0.109	3.000	Pass
RB1#14			21.79	0.73	-1.42	20.37	0.109	3.000	Pass	
RB8#0			20.54	0.73	-1.42	19.12	0.082	3.000	Pass	
RB8#4			20.65	0.73	-1.42	19.23	0.084	3.000	Pass	
RB8#7			20.59	0.73	-1.42	19.17	0.083	3.000	Pass	
RB15#0			20.43	0.73	-1.42	19.01	0.080	3.000	Pass	
HCH	QPSK	RB1#0	22.41	0.73	-1.42	20.99	0.126	3.000	Pass	
		RB1#7	22.53	0.73	-1.42	21.11	0.129	3.000	Pass	
		RB1#14	22.51	0.73	-1.42	21.09	0.129	3.000	Pass	
		RB8#0	21.38	0.73	-1.42	19.96	0.099	3.000	Pass	
		RB8#4	21.53	0.73	-1.42	20.11	0.103	3.000	Pass	

Test BW	Test Channel	Test Mode	Test RB (Size#Offset)	Conducted Output Power (dBm)	Antenna Gain (dBi)	Antenna Gain (dBd)	ERP (dBm)	ERP (W)	Limit (W)	Verdict		
LTE BAND12												
5 MHz	LCH	16-QAM	RB8#7	21.44	0.73	-1.42	20.02	0.100	3.000	Pass		
			RB15#0	21.41	0.73	-1.42	19.99	0.100	3.000	Pass		
			RB1#0	21.68	0.73	-1.42	20.26	0.106	3.000	Pass		
			RB1#7	21.86	0.73	-1.42	20.44	0.111	3.000	Pass		
			RB1#14	21.81	0.73	-1.42	20.39	0.109	3.000	Pass		
			RB8#0	20.47	0.73	-1.42	19.05	0.080	3.000	Pass		
			RB8#4	20.6	0.73	-1.42	19.18	0.083	3.000	Pass		
			RB8#7	20.55	0.73	-1.42	19.13	0.082	3.000	Pass		
		RB15#0	20.41	0.73	-1.42	18.99	0.079	3.000	Pass			
		5 MHz	LCH	QPSK	RB1#0	22.45	0.73	-1.42	21.03	0.127	3.000	Pass
					RB1#13	22.6	0.73	-1.42	21.18	0.131	3.000	Pass
					RB1#24	22.48	0.73	-1.42	21.06	0.128	3.000	Pass
					RB12#0	21.46	0.73	-1.42	20.04	0.101	3.000	Pass
					RB12#6	21.61	0.73	-1.42	20.19	0.104	3.000	Pass
					RB12#13	21.52	0.73	-1.42	20.10	0.102	3.000	Pass
RB25#0	21.53				0.73	-1.42	20.11	0.103	3.000	Pass		
16-QAM	RB1#0			21.86	0.73	-1.42	20.44	0.111	3.000	Pass		
	RB1#13			21.96	0.73	-1.42	20.54	0.113	3.000	Pass		
	RB1#24			21.79	0.73	-1.42	20.37	0.109	3.000	Pass		
	RB12#0			20.49	0.73	-1.42	19.07	0.081	3.000	Pass		
	RB12#6			20.61	0.73	-1.42	19.19	0.083	3.000	Pass		
	RB12#13			20.54	0.73	-1.42	19.12	0.082	3.000	Pass		
	RB25#0			20.59	0.73	-1.42	19.17	0.083	3.000	Pass		
5 MHz	MCH	QPSK	RB1#0	22.4	0.73	-1.42	20.98	0.125	3.000	Pass		
			RB1#13	22.47	0.73	-1.42	21.05	0.127	3.000	Pass		
			RB1#24	22.4	0.73	-1.42	20.98	0.125	3.000	Pass		
			RB12#0	21.4	0.73	-1.42	19.98	0.100	3.000	Pass		
			RB12#6	21.52	0.73	-1.42	20.10	0.102	3.000	Pass		
			RB12#13	21.5	0.73	-1.42	20.08	0.102	3.000	Pass		
			RB25#0	21.4	0.73	-1.42	19.98	0.100	3.000	Pass		
		16-QAM	RB1#0	21.8	0.73	-1.42	20.38	0.109	3.000	Pass		
			RB1#13	22.06	0.73	-1.42	20.64	0.116	3.000	Pass		
			RB1#24	21.83	0.73	-1.42	20.41	0.110	3.000	Pass		
			RB12#0	20.53	0.73	-1.42	19.11	0.081	3.000	Pass		
			RB12#6	20.62	0.73	-1.42	19.20	0.083	3.000	Pass		
			RB12#13	20.57	0.73	-1.42	19.15	0.082	3.000	Pass		
RB25#0	20.46	0.73	-1.42	19.04	0.080	3.000	Pass					
	HCH	QPSK	RB1#0	22.47	0.73	-1.42	21.05	0.127	3.000	Pass		

Test BW	Test Channel	Test Mode	Test RB (Size#Offset)	Conducted Output Power (dBm)	Antenna Gain (dBi)	Antenna Gain (dBd)	ERP (dBm)	ERP (W)	Limit (W)	Verdict
LTE BAND12										
			RB1#13	22.52	0.73	-1.42	21.10	0.129	3.000	Pass
			RB1#24	22.44	0.73	-1.42	21.02	0.126	3.000	Pass
			RB12#0	21.41	0.73	-1.42	19.99	0.100	3.000	Pass
			RB12#6	21.43	0.73	-1.42	20.01	0.100	3.000	Pass
			RB12#13	21.49	0.73	-1.42	20.07	0.102	3.000	Pass
			RB25#0	21.42	0.73	-1.42	20.00	0.100	3.000	Pass
		16-QAM	RB1#0	21.85	0.73	-1.42	20.43	0.110	3.000	Pass
			RB1#13	22.02	0.73	-1.42	20.60	0.115	3.000	Pass
			RB1#24	21.78	0.73	-1.42	20.36	0.109	3.000	Pass
			RB12#0	20.47	0.73	-1.42	19.05	0.080	3.000	Pass
			RB12#6	20.51	0.73	-1.42	19.09	0.081	3.000	Pass
			RB12#13	20.53	0.73	-1.42	19.11	0.081	3.000	Pass
			RB25#0	20.41	0.73	-1.42	18.99	0.079	3.000	Pass
			10 MHz	LCH	QPSK	RB1#0	22.41	0.73	-1.42	20.99
RB1#25	22.47	0.73				-1.42	21.05	0.127	3.000	Pass
RB1#49	22.38	0.73				-1.42	20.96	0.125	3.000	Pass
RB25#0	21.47	0.73				-1.42	20.05	0.101	3.000	Pass
RB25#13	21.56	0.73				-1.42	20.14	0.103	3.000	Pass
RB25#25	21.51	0.73				-1.42	20.09	0.102	3.000	Pass
RB50#0	21.51	0.73				-1.42	20.09	0.102	3.000	Pass
16-QAM	RB1#0	21.95		0.73	-1.42	20.53	0.113	3.000	Pass	
	RB1#25	21.93		0.73	-1.42	20.51	0.112	3.000	Pass	
	RB1#49	21.81		0.73	-1.42	20.39	0.109	3.000	Pass	
	RB25#0	20.51		0.73	-1.42	19.09	0.081	3.000	Pass	
	RB25#13	20.6		0.73	-1.42	19.18	0.083	3.000	Pass	
	RB25#25	20.58		0.73	-1.42	19.16	0.082	3.000	Pass	
	RB50#0	20.53		0.73	-1.42	19.11	0.081	3.000	Pass	
MCH	QPSK	RB1#0	22.46	0.73	-1.42	21.04	0.127	3.000	Pass	
		RB1#25	22.48	0.73	-1.42	21.06	0.128	3.000	Pass	
		RB1#49	22.41	0.73	-1.42	20.99	0.126	3.000	Pass	
		RB25#0	21.41	0.73	-1.42	19.99	0.100	3.000	Pass	
		RB25#13	21.45	0.73	-1.42	20.03	0.101	3.000	Pass	
		RB25#25	21.48	0.73	-1.42	20.06	0.101	3.000	Pass	
		RB50#0	21.43	0.73	-1.42	20.01	0.100	3.000	Pass	
	16-QAM	RB1#0	21.62	0.73	-1.42	20.20	0.105	3.000	Pass	
		RB1#25	21.84	0.73	-1.42	20.42	0.110	3.000	Pass	
		RB1#49	21.82	0.73	-1.42	20.40	0.110	3.000	Pass	
		RB25#0	20.46	0.73	-1.42	19.04	0.080	3.000	Pass	

Test BW	Test Channel	Test Mode	Test RB (Size#Offset)	Conducted Output AV Power (dBm)	Antenna Gain (dBi)	Antenna Gain (dBd)	ERP (dBm)	ERP (W)	Limit (W)	Verdict
LTE BAND12										
		QPSK	RB25#13	20.48	0.73	-1.42	19.06	0.081	3.000	Pass
			RB25#25	20.53	0.73	-1.42	19.11	0.081	3.000	Pass
			RB50#0	20.44	0.73	-1.42	19.02	0.080	3.000	Pass
			RB1#0	22.49	0.73	-1.42	21.07	0.128	3.000	Pass
			RB1#25	22.46	0.73	-1.42	21.04	0.127	3.000	Pass
			RB1#49	22.44	0.73	-1.42	21.02	0.126	3.000	Pass
			RB25#0	21.4	0.73	-1.42	19.98	0.100	3.000	Pass
			RB25#13	21.43	0.73	-1.42	20.01	0.100	3.000	Pass
			RB25#25	21.49	0.73	-1.42	20.07	0.102	3.000	Pass
		RB50#0	21.42	0.73	-1.42	20.00	0.100	3.000	Pass	
		16-QAM	RB1#0	21.83	0.73	-1.42	20.41	0.110	3.000	Pass
			RB1#25	21.75	0.73	-1.42	20.33	0.108	3.000	Pass
			RB1#49	21.7	0.73	-1.42	20.28	0.107	3.000	Pass
			RB25#0	20.47	0.73	-1.42	19.05	0.080	3.000	Pass
			RB25#13	20.5	0.73	-1.42	19.08	0.081	3.000	Pass
			RB25#25	20.51	0.73	-1.42	19.09	0.081	3.000	Pass
			RB50#0	20.44	0.73	-1.42	19.02	0.080	3.000	Pass

Test BW	Test Channel	Test Mode	Test RB (Size#Offset)	Conducted Output Power (dBm)	Antenna Gain (dBi)	Antenna Gain (dBd)	ERP (dBm)	ERP (W)	Limit (W)	Verdict
LTE BAND13										
5 MHz	LCH	QPSK	RB1#0	22.6	1.01	-1.14	21.46	0.140	3.000	Pass
			RB1#13	22.73	1.01	-1.14	21.59	0.144	3.000	Pass
			RB1#24	22.68	1.01	-1.14	21.54	0.143	3.000	Pass
			RB12#0	21.53	1.01	-1.14	20.39	0.109	3.000	Pass
			RB12#6	21.67	1.01	-1.14	20.53	0.113	3.000	Pass
			RB12#13	21.64	1.01	-1.14	20.50	0.112	3.000	Pass
			RB25#0	21.64	1.01	-1.14	20.50	0.112	3.000	Pass
		16-QAM	RB1#0	21.92	1.01	-1.14	20.78	0.120	3.000	Pass
			RB1#13	22.09	1.01	-1.14	20.95	0.124	3.000	Pass
			RB1#24	21.92	1.01	-1.14	20.78	0.120	3.000	Pass
			RB12#0	20.64	1.01	-1.14	19.50	0.089	3.000	Pass
			RB12#6	20.77	1.01	-1.14	19.63	0.092	3.000	Pass
			RB12#13	20.75	1.01	-1.14	19.61	0.091	3.000	Pass
			RB25#0	20.64	1.01	-1.14	19.50	0.089	3.000	Pass
	MCH	QPSK	RB1#0	22.61	1.01	-1.14	21.47	0.140	3.000	Pass
			RB1#13	22.77	1.01	-1.14	21.63	0.146	3.000	Pass
			RB1#24	22.67	1.01	-1.14	21.53	0.142	3.000	Pass
			RB12#0	21.59	1.01	-1.14	20.45	0.111	3.000	Pass
			RB12#6	21.62	1.01	-1.14	20.48	0.112	3.000	Pass
			RB12#13	21.67	1.01	-1.14	20.53	0.113	3.000	Pass
			RB25#0	21.58	1.01	-1.14	20.44	0.111	3.000	Pass
		16-QAM	RB1#0	22.18	1.01	-1.14	21.04	0.127	3.000	Pass
			RB1#13	22.31	1.01	-1.14	21.17	0.131	3.000	Pass
			RB1#24	22.12	1.01	-1.14	20.98	0.125	3.000	Pass
			RB12#0	20.66	1.01	-1.14	19.52	0.090	3.000	Pass
			RB12#6	20.69	1.01	-1.14	19.55	0.090	3.000	Pass
			RB12#13	20.74	1.01	-1.14	19.60	0.091	3.000	Pass
			RB25#0	20.62	1.01	-1.14	19.48	0.089	3.000	Pass
	HCH	QPSK	RB1#0	22.68	1.01	-1.14	21.54	0.143	3.000	Pass
			RB1#13	22.74	1.01	-1.14	21.60	0.145	3.000	Pass
			RB1#24	22.67	1.01	-1.14	21.53	0.142	3.000	Pass
			RB12#0	21.58	1.01	-1.14	20.44	0.111	3.000	Pass
			RB12#6	21.65	1.01	-1.14	20.51	0.112	3.000	Pass
			RB12#13	21.69	1.01	-1.14	20.55	0.114	3.000	Pass
			RB25#0	21.6	1.01	-1.14	20.46	0.111	3.000	Pass
		16-QAM	RB1#0	22.06	1.01	-1.14	20.92	0.124	3.000	Pass
RB1#13			22.06	1.01	-1.14	20.92	0.124	3.000	Pass	

Test BW	Test Channel	Test Mode	Test RB (Size#Offset)	Conducted Output AV Power (dBm)	Antenna Gain (dBi)	Antenna Gain (dBd)	ERP (dBm)	ERP (W)	Limit (W)	Verdict
LTE BAND13										
10 MHz	MCH		RB1#24	22.04	1.01	-1.14	20.90	0.123	3.000	Pass
			RB12#0	20.6	1.01	-1.14	19.46	0.088	3.000	Pass
			RB12#6	20.62	1.01	-1.14	19.48	0.089	3.000	Pass
			RB12#13	20.68	1.01	-1.14	19.54	0.090	3.000	Pass
			RB25#0	20.64	1.01	-1.14	19.50	0.089	3.000	Pass
		QPSK	RB1#0	22.53	1.01	-1.14	21.39	0.138	3.000	Pass
			RB1#25	22.67	1.01	-1.14	21.53	0.142	3.000	Pass
			RB1#49	22.63	1.01	-1.14	21.49	0.141	3.000	Pass
			RB25#0	21.6	1.01	-1.14	20.46	0.111	3.000	Pass
			RB25#13	21.62	1.01	-1.14	20.48	0.112	3.000	Pass
			RB25#25	21.66	1.01	-1.14	20.52	0.113	3.000	Pass
			RB50#0	21.63	1.01	-1.14	20.49	0.112	3.000	Pass
		16-QAM	RB1#0	22.03	1.01	-1.14	20.89	0.123	3.000	Pass
			RB1#25	22.11	1.01	-1.14	20.97	0.125	3.000	Pass
			RB1#49	22.02	1.01	-1.14	20.88	0.122	3.000	Pass
			RB25#0	20.68	1.01	-1.14	19.54	0.090	3.000	Pass
			RB25#13	20.73	1.01	-1.14	19.59	0.091	3.000	Pass
RB25#25	20.78		1.01	-1.14	19.64	0.092	3.000	Pass		
RB50#0	20.62		1.01	-1.14	19.48	0.089	3.000	Pass		

Test BW	Test Channel	Test Mode	Test RB (Size#Offset)	Conducted Output Power (dBm)	Antenna Gain (dBi)	Antenna Gain (dBd)	ERP (dBm)	ERP (W)	Limit (W)	Verdict
LTE BAND14										
5 MHz	LCH	QPSK	RB1#0	22.7	1.32	-0.83	21.87	0.154	3.000	Pass
			RB1#13	22.75	1.32	-0.83	21.92	0.156	3.000	Pass
			RB1#24	22.71	1.32	-0.83	21.88	0.154	3.000	Pass
			RB12#0	21.64	1.32	-0.83	20.81	0.121	3.000	Pass
			RB12#6	21.75	1.32	-0.83	20.92	0.124	3.000	Pass
			RB12#13	21.72	1.32	-0.83	20.89	0.123	3.000	Pass
			RB25#0	21.71	1.32	-0.83	20.88	0.122	3.000	Pass
		16-QAM	RB1#0	21.91	1.32	-0.83	21.08	0.128	3.000	Pass
			RB1#13	22.24	1.32	-0.83	21.41	0.138	3.000	Pass
			RB1#24	22.08	1.32	-0.83	21.25	0.133	3.000	Pass
			RB12#0	20.71	1.32	-0.83	19.88	0.097	3.000	Pass
			RB12#6	20.84	1.32	-0.83	20.01	0.100	3.000	Pass
			RB12#13	20.81	1.32	-0.83	19.98	0.100	3.000	Pass
			RB25#0	20.76	1.32	-0.83	19.93	0.098	3.000	Pass
	MCH	QPSK	RB1#0	22.66	1.32	-0.83	21.83	0.152	3.000	Pass
			RB1#13	22.75	1.32	-0.83	21.92	0.156	3.000	Pass
			RB1#24	22.72	1.32	-0.83	21.89	0.155	3.000	Pass
			RB12#0	21.66	1.32	-0.83	20.83	0.121	3.000	Pass
			RB12#6	21.7	1.32	-0.83	20.87	0.122	3.000	Pass
			RB12#13	21.73	1.32	-0.83	20.90	0.123	3.000	Pass
			RB25#0	21.67	1.32	-0.83	20.84	0.121	3.000	Pass
		16-QAM	RB1#0	22.21	1.32	-0.83	21.38	0.137	3.000	Pass
			RB1#13	22.3	1.32	-0.83	21.47	0.140	3.000	Pass
			RB1#24	22.08	1.32	-0.83	21.25	0.133	3.000	Pass
			RB12#0	20.83	1.32	-0.83	20.00	0.100	3.000	Pass
			RB12#6	20.88	1.32	-0.83	20.05	0.101	3.000	Pass
			RB12#13	20.9	1.32	-0.83	20.07	0.102	3.000	Pass
			RB25#0	20.69	1.32	-0.83	19.86	0.097	3.000	Pass
	HCH	QPSK	RB1#0	22.67	1.32	-0.83	21.84	0.153	3.000	Pass
			RB1#13	22.82	1.32	-0.83	21.99	0.158	3.000	Pass
RB1#24			22.69	1.32	-0.83	21.86	0.153	3.000	Pass	
RB12#0			21.71	1.32	-0.83	20.88	0.122	3.000	Pass	
RB12#6			21.75	1.32	-0.83	20.92	0.124	3.000	Pass	
RB12#13			21.82	1.32	-0.83	20.99	0.126	3.000	Pass	
RB25#0			21.69	1.32	-0.83	20.86	0.122	3.000	Pass	
16-QAM		RB1#0	22.06	1.32	-0.83	21.23	0.133	3.000	Pass	
		RB1#13	22.19	1.32	-0.83	21.36	0.137	3.000	Pass	

Test BW	Test Channel	Test Mode	Test RB (Size#Offset)	Conducted Output AV Power (dBm)	Antenna Gain (dBi)	Antenna Gain (dBd)	ERP (dBm)	ERP (W)	Limit (W)	Verdict
LTE BAND14										
10 MHz	MCH	QPSK	RB1#24	22.05	1.32	-0.83	21.22	0.132	3.000	Pass
			RB12#0	20.71	1.32	-0.83	19.88	0.097	3.000	Pass
			RB12#6	20.76	1.32	-0.83	19.93	0.098	3.000	Pass
			RB12#13	20.85	1.32	-0.83	20.02	0.100	3.000	Pass
			RB25#0	20.74	1.32	-0.83	19.91	0.098	3.000	Pass
		16-QAM	RB1#0	22.62	1.32	-0.83	21.79	0.151	3.000	Pass
			RB1#25	22.7	1.32	-0.83	21.87	0.154	3.000	Pass
			RB1#49	22.69	1.32	-0.83	21.86	0.153	3.000	Pass
			RB25#0	21.67	1.32	-0.83	20.84	0.121	3.000	Pass
			RB25#13	21.71	1.32	-0.83	20.88	0.122	3.000	Pass
			RB25#25	21.74	1.32	-0.83	20.91	0.123	3.000	Pass
			RB50#0	21.68	1.32	-0.83	20.85	0.122	3.000	Pass
			RB1#0	22.01	1.32	-0.83	21.18	0.131	3.000	Pass
			RB1#25	22.16	1.32	-0.83	21.33	0.136	3.000	Pass
RB1#49	22.23	1.32	-0.83	21.40	0.138	3.000	Pass			
RB25#0	20.66	1.32	-0.83	19.83	0.096	3.000	Pass			
RB25#13	20.68	1.32	-0.83	19.85	0.097	3.000	Pass			
RB25#25	20.75	1.32	-0.83	19.92	0.098	3.000	Pass			
RB50#0	20.67	1.32	-0.83	19.84	0.096	3.000	Pass			

Test BW	Test Channel	Test Mode	Test RB (Size#Offset)	Conducted Output Power (dBm)	Antenna Gain (dBi)	Antenna Gain (dBd)	ERP (dBm)	ERP (W)	Limit (W)	Verdict
LTE BAND17										
5 MHz	LCH	QPSK	RB1#0	22.39	0.73	-1.42	20.97	0.125	3.000	Pass
			RB1#13	22.49	0.73	-1.42	21.07	0.128	3.000	Pass
			RB1#24	22.4	0.73	-1.42	20.98	0.125	3.000	Pass
			RB12#0	21.36	0.73	-1.42	19.94	0.099	3.000	Pass
			RB12#6	21.45	0.73	-1.42	20.03	0.101	3.000	Pass
			RB12#13	21.44	0.73	-1.42	20.02	0.100	3.000	Pass
			RB25#0	21.43	0.73	-1.42	20.01	0.100	3.000	Pass
		16-QAM	RB1#0	21.71	0.73	-1.42	20.29	0.107	3.000	Pass
			RB1#13	21.89	0.73	-1.42	20.47	0.111	3.000	Pass
			RB1#24	21.75	0.73	-1.42	20.33	0.108	3.000	Pass
			RB12#0	20.36	0.73	-1.42	18.94	0.078	3.000	Pass
			RB12#6	20.48	0.73	-1.42	19.06	0.081	3.000	Pass
			RB12#13	20.46	0.73	-1.42	19.04	0.080	3.000	Pass
			RB25#0	20.46	0.73	-1.42	19.04	0.080	3.000	Pass
	MCH	QPSK	RB1#0	22.43	0.73	-1.42	21.01	0.126	3.000	Pass
			RB1#13	22.55	0.73	-1.42	21.13	0.130	3.000	Pass
			RB1#24	22.37	0.73	-1.42	20.95	0.124	3.000	Pass
			RB12#0	21.42	0.73	-1.42	20.00	0.100	3.000	Pass
			RB12#6	21.46	0.73	-1.42	20.04	0.101	3.000	Pass
			RB12#13	21.49	0.73	-1.42	20.07	0.102	3.000	Pass
			RB25#0	21.42	0.73	-1.42	20.00	0.100	3.000	Pass
		16-QAM	RB1#0	21.82	0.73	-1.42	20.40	0.110	3.000	Pass
			RB1#13	22.03	0.73	-1.42	20.61	0.115	3.000	Pass
			RB1#24	21.85	0.73	-1.42	20.43	0.110	3.000	Pass
			RB12#0	20.4	0.73	-1.42	18.98	0.079	3.000	Pass
			RB12#6	20.46	0.73	-1.42	19.04	0.080	3.000	Pass
			RB12#13	20.49	0.73	-1.42	19.07	0.081	3.000	Pass
			RB25#0	20.43	0.73	-1.42	19.01	0.080	3.000	Pass
	HCH	QPSK	RB1#0	22.41	0.73	-1.42	20.99	0.126	3.000	Pass
			RB1#13	22.55	0.73	-1.42	21.13	0.130	3.000	Pass
			RB1#24	22.37	0.73	-1.42	20.95	0.124	3.000	Pass
			RB12#0	21.43	0.73	-1.42	20.01	0.100	3.000	Pass
			RB12#6	21.5	0.73	-1.42	20.08	0.102	3.000	Pass
			RB12#13	21.43	0.73	-1.42	20.01	0.100	3.000	Pass
			RB25#0	21.42	0.73	-1.42	20.00	0.100	3.000	Pass
		16-QAM	RB1#0	21.82	0.73	-1.42	20.40	0.110	3.000	Pass
RB1#13			21.86	0.73	-1.42	20.44	0.111	3.000	Pass	

Test BW	Test Channel	Test Mode	Test RB (Size#Offset)	Conducted Output Power (dBm)	Antenna Gain (dBi)	Antenna Gain (dBd)	ERP (dBm)	ERP (W)	Limit (W)	Verdict
LTE BAND17										
10 MHz			RB1#24	21.86	0.73	-1.42	20.44	0.111	3.000	Pass
			RB12#0	20.51	0.73	-1.42	19.09	0.081	3.000	Pass
			RB12#6	20.55	0.73	-1.42	19.13	0.082	3.000	Pass
			RB12#13	20.51	0.73	-1.42	19.09	0.081	3.000	Pass
			RB25#0	20.5	0.73	-1.42	19.08	0.081	3.000	Pass
	LCH	QPSK	RB1#0	22.29	0.73	-1.42	20.87	0.122	3.000	Pass
			RB1#25	22.48	0.73	-1.42	21.06	0.128	3.000	Pass
			RB1#49	22.38	0.73	-1.42	20.96	0.125	3.000	Pass
			RB25#0	21.41	0.73	-1.42	19.99	0.100	3.000	Pass
			RB25#13	21.53	0.73	-1.42	20.11	0.103	3.000	Pass
			RB25#25	21.48	0.73	-1.42	20.06	0.101	3.000	Pass
			RB50#0	21.41	0.73	-1.42	19.99	0.100	3.000	Pass
		16-QAM	RB1#0	21.88	0.73	-1.42	20.46	0.111	3.000	Pass
			RB1#25	21.81	0.73	-1.42	20.39	0.109	3.000	Pass
			RB1#49	21.93	0.73	-1.42	20.51	0.112	3.000	Pass
			RB25#0	20.46	0.73	-1.42	19.04	0.080	3.000	Pass
			RB25#13	20.58	0.73	-1.42	19.16	0.082	3.000	Pass
			RB25#25	20.53	0.73	-1.42	19.11	0.081	3.000	Pass
			RB50#0	20.42	0.73	-1.42	19.00	0.079	3.000	Pass
	MCH	QPSK	RB1#0	22.33	0.73	-1.42	20.91	0.123	3.000	Pass
			RB1#25	22.48	0.73	-1.42	21.06	0.128	3.000	Pass
			RB1#49	22.4	0.73	-1.42	20.98	0.125	3.000	Pass
			RB25#0	21.41	0.73	-1.42	19.99	0.100	3.000	Pass
			RB25#13	21.47	0.73	-1.42	20.05	0.101	3.000	Pass
			RB25#25	21.42	0.73	-1.42	20.00	0.100	3.000	Pass
RB50#0			21.41	0.73	-1.42	19.99	0.100	3.000	Pass	
16-QAM		RB1#0	21.73	0.73	-1.42	20.31	0.107	3.000	Pass	
		RB1#25	21.83	0.73	-1.42	20.41	0.110	3.000	Pass	
		RB1#49	21.78	0.73	-1.42	20.36	0.109	3.000	Pass	
		RB25#0	20.44	0.73	-1.42	19.02	0.080	3.000	Pass	
		RB25#13	20.5	0.73	-1.42	19.08	0.081	3.000	Pass	
		RB25#25	20.44	0.73	-1.42	19.02	0.080	3.000	Pass	
		RB50#0	20.44	0.73	-1.42	19.02	0.080	3.000	Pass	
HCH	QPSK	RB1#0	22.39	0.73	-1.42	20.97	0.125	3.000	Pass	
		RB1#25	22.51	0.73	-1.42	21.09	0.129	3.000	Pass	
		RB1#49	22.38	0.73	-1.42	20.96	0.125	3.000	Pass	
		RB25#0	21.42	0.73	-1.42	20.00	0.100	3.000	Pass	
		RB25#13	21.46	0.73	-1.42	20.04	0.101	3.000	Pass	

Test BW	Test Channel	Test Mode	Test RB (Size#Offset)	Conducted Output AV Power (dBm)	Antenna Gain (dBi)	Antenna Gain (dBd)	ERP (dBm)	ERP (W)	Limit (W)	Verdict
LTE BAND17										
			RB25#25	21.41	0.73	-1.42	19.99	0.100	3.000	Pass
			RB50#0	21.43	0.73	-1.42	20.01	0.100	3.000	Pass
		16-QAM	RB1#0	21.77	0.73	-1.42	20.35	0.108	3.000	Pass
			RB1#25	21.72	0.73	-1.42	20.30	0.107	3.000	Pass
			RB1#49	21.68	0.73	-1.42	20.26	0.106	3.000	Pass
			RB25#0	20.48	0.73	-1.42	19.06	0.081	3.000	Pass
			RB25#13	20.51	0.73	-1.42	19.09	0.081	3.000	Pass
			RB25#25	20.47	0.73	-1.42	19.05	0.080	3.000	Pass
			RB50#0	20.39	0.73	-1.42	18.97	0.079	3.000	Pass

Test BW	Test Channel	Test Mode	Test RB (Size#Offset)	Conducted Output Power (dBm)	Antenna Gain (dBi)	Antenna Gain (dBd)	ERP (dBm)	ERP (W)	Limit (W)	Verdict
LTE BAND18(824-830 MHz)										
5 MHz	LCH	QPSK	RB1#0	22.45	1.48	-0.67	21.78	0.151	7.000	Pass
			RB1#13	22.59	1.48	-0.67	21.92	0.156	7.000	Pass
			RB1#24	22.46	1.48	-0.67	21.79	0.151	7.000	Pass
			RB12#0	21.4	1.48	-0.67	20.73	0.118	7.000	Pass
			RB12#6	21.43	1.48	-0.67	20.76	0.119	7.000	Pass
			RB12#13	21.47	1.48	-0.67	20.80	0.120	7.000	Pass
			RB25#0	21.4	1.48	-0.67	20.73	0.118	7.000	Pass
		16-QAM	RB1#0	21.85	1.48	-0.67	21.18	0.131	7.000	Pass
			RB1#13	21.89	1.48	-0.67	21.22	0.132	7.000	Pass
			RB1#24	21.8	1.48	-0.67	21.13	0.130	7.000	Pass
			RB12#0	20.48	1.48	-0.67	19.81	0.096	7.000	Pass
			RB12#6	20.53	1.48	-0.67	19.86	0.097	7.000	Pass
			RB12#13	20.56	1.48	-0.67	19.89	0.097	7.000	Pass
			RB25#0	20.39	1.48	-0.67	19.72	0.094	7.000	Pass
	MCH	QPSK	RB1#0	22.46	1.48	-0.67	21.79	0.151	7.000	Pass
			RB1#13	22.52	1.48	-0.67	21.85	0.153	7.000	Pass
			RB1#24	22.37	1.48	-0.67	21.70	0.148	7.000	Pass
			RB12#0	21.42	1.48	-0.67	20.75	0.119	7.000	Pass
			RB12#6	21.46	1.48	-0.67	20.79	0.120	7.000	Pass
			RB12#13	21.49	1.48	-0.67	20.82	0.121	7.000	Pass
			RB25#0	21.39	1.48	-0.67	20.72	0.118	7.000	Pass
		16-QAM	RB1#0	21.86	1.48	-0.67	21.19	0.132	7.000	Pass
			RB1#13	21.99	1.48	-0.67	21.32	0.136	7.000	Pass
			RB1#24	21.87	1.48	-0.67	21.20	0.132	7.000	Pass
			RB12#0	20.41	1.48	-0.67	19.74	0.094	7.000	Pass
			RB12#6	20.46	1.48	-0.67	19.79	0.095	7.000	Pass
			RB12#13	20.46	1.48	-0.67	19.79	0.095	7.000	Pass
			RB25#0	20.42	1.48	-0.67	19.75	0.094	7.000	Pass
	HCH	QPSK	RB1#0	22.5	1.48	-0.67	21.83	0.152	7.000	Pass
			RB1#13	22.51	1.48	-0.67	21.84	0.153	7.000	Pass
			RB1#24	22.44	1.48	-0.67	21.77	0.150	7.000	Pass
			RB12#0	21.41	1.48	-0.67	20.74	0.119	7.000	Pass
			RB12#6	21.52	1.48	-0.67	20.85	0.122	7.000	Pass
			RB12#13	21.47	1.48	-0.67	20.80	0.120	7.000	Pass
			RB25#0	21.39	1.48	-0.67	20.72	0.118	7.000	Pass
		16-QAM	RB1#0	21.8	1.48	-0.67	21.13	0.130	7.000	Pass
RB1#13			21.95	1.48	-0.67	21.28	0.134	7.000	Pass	

Test BW	Test Channel	Test Mode	Test RB (Size#Offset)	Conducted Output AV Power (dBm)	Antenna Gain (dBi)	Antenna Gain (dBd)	ERP (dBm)	ERP (W)	Limit (W)	Verdict
LTE BAND18(824-830 MHz)										
			RB1#24	21.77	1.48	-0.67	21.10	0.129	7.000	Pass
			RB12#0	20.5	1.48	-0.67	19.83	0.096	7.000	Pass
			RB12#6	20.61	1.48	-0.67	19.94	0.099	7.000	Pass
			RB12#13	20.53	1.48	-0.67	19.86	0.097	7.000	Pass
			RB25#0	20.44	1.48	-0.67	19.77	0.095	7.000	Pass

Test BW	Test Channel	Test Mode	Test RB (Size#Offset)	Conducted Output Power (dBm)	Antenna Gain (dBi)	Antenna Gain (dBd)	ERP (dBm)	ERP (W)	Limit (W)	Verdict
LTE BAND18(815-824MHz)										
5 MHz	LCH	QPSK	RB1#0	22.58	1.48	-0.67	21.91	0.155	100.000	Pass
			RB1#13	22.66	1.48	-0.67	21.99	0.158	100.000	Pass
			RB1#24	22.51	1.48	-0.67	21.84	0.153	100.000	Pass
			RB12#0	21.56	1.48	-0.67	20.89	0.123	100.000	Pass
			RB12#6	21.65	1.48	-0.67	20.98	0.125	100.000	Pass
			RB12#13	21.58	1.48	-0.67	20.91	0.123	100.000	Pass
			RB25#0	21.61	1.48	-0.67	20.94	0.124	100.000	Pass
		16-QAM	RB1#0	22.02	1.48	-0.67	21.35	0.136	100.000	Pass
			RB1#13	22.13	1.48	-0.67	21.46	0.140	100.000	Pass
			RB1#24	21.97	1.48	-0.67	21.30	0.135	100.000	Pass
			RB12#0	20.59	1.48	-0.67	19.92	0.098	100.000	Pass
			RB12#6	20.65	1.48	-0.67	19.98	0.100	100.000	Pass
			RB12#13	20.61	1.48	-0.67	19.94	0.099	100.000	Pass
			RB25#0	20.62	1.48	-0.67	19.95	0.099	100.000	Pass
	MCH	QPSK	RB1#0	22.63	1.48	-0.67	21.96	0.157	100.000	Pass
			RB1#13	22.7	1.48	-0.67	22.03	0.160	100.000	Pass
			RB1#24	22.52	1.48	-0.67	21.85	0.153	100.000	Pass
			RB12#0	21.56	1.48	-0.67	20.89	0.123	100.000	Pass
			RB12#6	21.63	1.48	-0.67	20.96	0.125	100.000	Pass
			RB12#13	21.6	1.48	-0.67	20.93	0.124	100.000	Pass
			RB25#0	21.59	1.48	-0.67	20.92	0.124	100.000	Pass
		16-QAM	RB1#0	21.97	1.48	-0.67	21.30	0.135	100.000	Pass
			RB1#13	22.03	1.48	-0.67	21.36	0.137	100.000	Pass
			RB1#24	21.84	1.48	-0.67	21.17	0.131	100.000	Pass
			RB12#0	20.62	1.48	-0.67	19.95	0.099	100.000	Pass
			RB12#6	20.72	1.48	-0.67	20.05	0.101	100.000	Pass
			RB12#13	20.64	1.48	-0.67	19.97	0.099	100.000	Pass
			RB25#0	20.65	1.48	-0.67	19.98	0.100	100.000	Pass
	HCH	QPSK	RB1#0	22.56	1.48	-0.67	21.89	0.155	100.000	Pass
			RB1#13	22.64	1.48	-0.67	21.97	0.157	100.000	Pass
RB1#24			22.49	1.48	-0.67	21.82	0.152	100.000	Pass	
RB12#0			21.51	1.48	-0.67	20.84	0.121	100.000	Pass	
RB12#6			21.6	1.48	-0.67	20.93	0.124	100.000	Pass	
RB12#13			21.54	1.48	-0.67	20.87	0.122	100.000	Pass	
RB25#0			21.55	1.48	-0.67	20.88	0.122	100.000	Pass	
16-QAM		RB1#0	21.81	1.48	-0.67	21.14	0.130	100.000	Pass	
		RB1#13	21.95	1.48	-0.67	21.28	0.134	100.000	Pass	

Test BW	Test Channel	Test Mode	Test RB (Size#Offset)	Conducted Output AV Power (dBm)	Antenna Gain (dBi)	Antenna Gain (dBd)	ERP (dBm)	ERP (W)	Limit (W)	Verdict
LTE BAND18(815-824MHz)										
			RB1#24	21.85	1.48	-0.67	21.18	0.131	100.000	Pass
			RB12#0	20.55	1.48	-0.67	19.88	0.097	100.000	Pass
			RB12#6	20.63	1.48	-0.67	19.96	0.099	100.000	Pass
			RB12#13	20.57	1.48	-0.67	19.90	0.098	100.000	Pass
			RB25#0	20.58	1.48	-0.67	19.91	0.098	100.000	Pass

Test BW	Test Channel	Test Mode	Test RB (Size#Offset)	Conducted Output Power (dBm)	Antenna Gain (dBi)	Antenna Gain (dBd)	ERP (dBm)	ERP (W)	Limit (W)	Verdict
LTE BAND19										
5 MHz	LCH	QPSK	RB1#0	22.77	1.63	-0.52	22.25	0.168	7.000	Pass
			RB1#13	22.87	1.63	-0.52	22.35	0.172	7.000	Pass
			RB1#24	22.7	1.63	-0.52	22.18	0.165	7.000	Pass
			RB12#0	21.68	1.63	-0.52	21.16	0.131	7.000	Pass
			RB12#6	21.79	1.63	-0.52	21.27	0.134	7.000	Pass
			RB12#13	21.76	1.63	-0.52	21.24	0.133	7.000	Pass
			RB25#0	21.77	1.63	-0.52	21.25	0.133	7.000	Pass
		16-QAM	RB1#0	22.22	1.63	-0.52	21.70	0.148	7.000	Pass
			RB1#13	22.18	1.63	-0.52	21.66	0.147	7.000	Pass
			RB1#24	22.06	1.63	-0.52	21.54	0.143	7.000	Pass
			RB12#0	20.79	1.63	-0.52	20.27	0.106	7.000	Pass
			RB12#6	20.9	1.63	-0.52	20.38	0.109	7.000	Pass
			RB12#13	20.87	1.63	-0.52	20.35	0.108	7.000	Pass
			RB25#0	20.78	1.63	-0.52	20.26	0.106	7.000	Pass
	MCH	QPSK	RB1#0	22.74	1.63	-0.52	22.22	0.167	7.000	Pass
			RB1#13	22.87	1.63	-0.52	22.35	0.172	7.000	Pass
			RB1#24	22.69	1.63	-0.52	22.17	0.165	7.000	Pass
			RB12#0	21.66	1.63	-0.52	21.14	0.130	7.000	Pass
			RB12#6	21.7	1.63	-0.52	21.18	0.131	7.000	Pass
			RB12#13	21.72	1.63	-0.52	21.20	0.132	7.000	Pass
			RB25#0	21.66	1.63	-0.52	21.14	0.130	7.000	Pass
		16-QAM	RB1#0	22.05	1.63	-0.52	21.53	0.142	7.000	Pass
			RB1#13	22.14	1.63	-0.52	21.62	0.145	7.000	Pass
			RB1#24	22.13	1.63	-0.52	21.61	0.145	7.000	Pass
			RB12#0	20.7	1.63	-0.52	20.18	0.104	7.000	Pass
			RB12#6	20.67	1.63	-0.52	20.15	0.104	7.000	Pass
			RB12#13	20.73	1.63	-0.52	20.21	0.105	7.000	Pass
			RB25#0	20.7	1.63	-0.52	20.18	0.104	7.000	Pass
	HCH	QPSK	RB1#0	22.64	1.63	-0.52	22.12	0.163	7.000	Pass
			RB1#13	22.73	1.63	-0.52	22.21	0.166	7.000	Pass
RB1#24			22.64	1.63	-0.52	22.12	0.163	7.000	Pass	
RB12#0			21.62	1.63	-0.52	21.10	0.129	7.000	Pass	
RB12#6			21.69	1.63	-0.52	21.17	0.131	7.000	Pass	
RB12#13			21.65	1.63	-0.52	21.13	0.130	7.000	Pass	
RB25#0			21.66	1.63	-0.52	21.14	0.130	7.000	Pass	
16-QAM		RB1#0	22.01	1.63	-0.52	21.49	0.141	7.000	Pass	
		RB1#13	22.14	1.63	-0.52	21.62	0.145	7.000	Pass	

Test BW	Test Channel	Test Mode	Test RB (Size#Off set)	Conducted Output AV Power (dBm)	Antenna Gain (dBi)	Antenna Gain (dBd)	ERP (dBm)	ERP (W)	Limit (W)	Verdict
LTE BAND19										
10 MHz			RB1#24	21.94	1.63	-0.52	21.42	0.139	7.000	Pass
			RB12#0	20.64	1.63	-0.52	20.12	0.103	7.000	Pass
			RB12#6	20.69	1.63	-0.52	20.17	0.104	7.000	Pass
			RB12#13	20.65	1.63	-0.52	20.13	0.103	7.000	Pass
			RB25#0	20.66	1.63	-0.52	20.14	0.103	7.000	Pass
	LCH	QPSK	RB1#0	22.7	1.63	-0.52	22.18	0.165	7.000	Pass
			RB1#25	22.73	1.63	-0.52	22.21	0.166	7.000	Pass
			RB1#49	22.6	1.63	-0.52	22.08	0.161	7.000	Pass
			RB25#0	21.68	1.63	-0.52	21.16	0.131	7.000	Pass
			RB25#13	21.78	1.63	-0.52	21.26	0.134	7.000	Pass
			RB25#25	21.71	1.63	-0.52	21.19	0.132	7.000	Pass
			RB50#0	21.76	1.63	-0.52	21.24	0.133	7.000	Pass
		16-QAM	RB1#0	22.07	1.63	-0.52	21.55	0.143	7.000	Pass
			RB1#25	22.04	1.63	-0.52	21.52	0.142	7.000	Pass
			RB1#49	22.18	1.63	-0.52	21.66	0.147	7.000	Pass
			RB25#0	20.69	1.63	-0.52	20.17	0.104	7.000	Pass
			RB25#13	20.83	1.63	-0.52	20.31	0.107	7.000	Pass
			RB25#25	20.78	1.63	-0.52	20.26	0.106	7.000	Pass
			RB50#0	20.77	1.63	-0.52	20.25	0.106	7.000	Pass
	MCH	QPSK	RB1#0	22.74	1.63	-0.52	22.22	0.167	7.000	Pass
			RB1#25	22.69	1.63	-0.52	22.17	0.165	7.000	Pass
			RB1#49	22.59	1.63	-0.52	22.07	0.161	7.000	Pass
			RB25#0	21.66	1.63	-0.52	21.14	0.130	7.000	Pass
			RB25#13	21.64	1.63	-0.52	21.12	0.129	7.000	Pass
			RB25#25	21.7	1.63	-0.52	21.18	0.131	7.000	Pass
			RB50#0	21.64	1.63	-0.52	21.12	0.129	7.000	Pass
		16-QAM	RB1#0	22.12	1.63	-0.52	21.60	0.145	7.000	Pass
			RB1#25	22.04	1.63	-0.52	21.52	0.142	7.000	Pass
RB1#49			21.94	1.63	-0.52	21.42	0.139	7.000	Pass	
RB25#0			20.75	1.63	-0.52	20.23	0.105	7.000	Pass	
RB25#13			20.76	1.63	-0.52	20.24	0.106	7.000	Pass	
RB25#25			20.79	1.63	-0.52	20.27	0.106	7.000	Pass	
RB50#0			20.67	1.63	-0.52	20.15	0.104	7.000	Pass	
HCH	QPSK	RB1#0	22.75	1.63	-0.52	22.23	0.167	7.000	Pass	
		RB1#25	22.66	1.63	-0.52	22.14	0.164	7.000	Pass	
		RB1#49	22.52	1.63	-0.52	22.00	0.158	7.000	Pass	
		RB25#0	21.62	1.63	-0.52	21.10	0.129	7.000	Pass	
		RB25#13	21.64	1.63	-0.52	21.12	0.129	7.000	Pass	

Test BW	Test Channel	Test Mode	Test RB (Size#Offset)	Conducted Output AV Power (dBm)	Antenna Gain (dBi)	Antenna Gain (dBd)	ERP (dBm)	ERP (W)	Limit (W)	Verdict		
LTE BAND19												
		16-QAM	RB25#25	21.63	1.63	-0.52	21.11	0.129	7.000	Pass		
			RB50#0	21.6	1.63	-0.52	21.08	0.128	7.000	Pass		
			RB1#0	22	1.63	-0.52	21.48	0.141	7.000	Pass		
			RB1#25	21.87	1.63	-0.52	21.35	0.136	7.000	Pass		
			RB1#49	21.86	1.63	-0.52	21.34	0.136	7.000	Pass		
			RB25#0	20.63	1.63	-0.52	20.11	0.103	7.000	Pass		
			RB25#13	20.64	1.63	-0.52	20.12	0.103	7.000	Pass		
			RB25#25	20.69	1.63	-0.52	20.17	0.104	7.000	Pass		
		16-QAM		QPSK	RB1#0	22.44	1.63	-0.52	21.92	0.156	7.000	Pass
					RB1#38	22.5	1.63	-0.52	21.98	0.158	7.000	Pass
					RB1#74	22.32	1.63	-0.52	21.80	0.151	7.000	Pass
					RB36#0	21.55	1.63	-0.52	21.03	0.127	7.000	Pass
					RB36#19	21.52	1.63	-0.52	21.00	0.126	7.000	Pass
					RB36#39	21.56	1.63	-0.52	21.04	0.127	7.000	Pass
					RB75#0	21.48	1.63	-0.52	20.96	0.125	7.000	Pass
RB1#0	21.85				1.63	-0.52	21.33	0.136	7.000	Pass		
16-QAM		QPSK	RB1#38	21.83	1.63	-0.52	21.31	0.135	7.000	Pass		
			RB1#74	21.75	1.63	-0.52	21.23	0.133	7.000	Pass		
			RB36#0	20.61	1.63	-0.52	20.09	0.102	7.000	Pass		
			RB36#19	20.55	1.63	-0.52	20.03	0.101	7.000	Pass		
			RB36#39	20.58	1.63	-0.52	20.06	0.101	7.000	Pass		
			RB75#0	20.55	1.63	-0.52	20.03	0.101	7.000	Pass		
			RB75#0	20.55	1.63	-0.52	20.03	0.101	7.000	Pass		

Test BW	Test Channel	Test Mode	Test RB (Size#Offset)	Conducted Output AV Power (dBm)	Antenna Gain (dBi)	EIRP (dBm)	EIRP (W)	Limit (W)	Verdict
LTE BAND25									
1.4 MHz	LCH	QPSK	RB1#0	22.81	0.83	23.64	0.231	2.000	Pass
			RB1#3	22.85	0.83	23.68	0.233	2.000	Pass
			RB1#5	22.85	0.83	23.68	0.233	2.000	Pass
			RB3#0	22.88	0.83	23.71	0.235	2.000	Pass
			RB3#2	22.86	0.83	23.69	0.234	2.000	Pass
			RB3#3	22.86	0.83	23.69	0.234	2.000	Pass
		RB6#0	21.91	0.83	22.74	0.188	2.000	Pass	
		16-QAM	RB1#0	22.09	0.83	22.92	0.196	2.000	Pass
			RB1#3	22.07	0.83	22.90	0.195	2.000	Pass
			RB1#5	22.1	0.83	22.93	0.196	2.000	Pass
			RB3#0	21.97	0.83	22.80	0.191	2.000	Pass
			RB3#2	22	0.83	22.83	0.192	2.000	Pass
	RB3#3		21.96	0.83	22.79	0.190	2.000	Pass	
	RB6#0	20.93	0.83	21.76	0.150	2.000	Pass		
	MCH	QPSK	RB1#0	22.72	0.83	23.55	0.226	2.000	Pass
			RB1#3	22.72	0.83	23.55	0.226	2.000	Pass
			RB1#5	22.76	0.83	23.59	0.229	2.000	Pass
			RB3#0	22.68	0.83	23.51	0.224	2.000	Pass
			RB3#2	22.76	0.83	23.59	0.229	2.000	Pass
			RB3#3	22.79	0.83	23.62	0.230	2.000	Pass
		RB6#0	21.76	0.83	22.59	0.182	2.000	Pass	
		16-QAM	RB1#0	22.04	0.83	22.87	0.194	2.000	Pass
			RB1#3	22.11	0.83	22.94	0.197	2.000	Pass
			RB1#5	22.09	0.83	22.92	0.196	2.000	Pass
			RB3#0	21.92	0.83	22.75	0.188	2.000	Pass
			RB3#2	21.91	0.83	22.74	0.188	2.000	Pass
	RB3#3		21.91	0.83	22.74	0.188	2.000	Pass	
	RB6#0	20.82	0.83	21.65	0.146	2.000	Pass		
	HCH	QPSK	RB1#0	22.6	0.83	23.43	0.220	2.000	Pass
			RB1#3	22.59	0.83	23.42	0.220	2.000	Pass
RB1#5			22.58	0.83	23.41	0.219	2.000	Pass	
RB3#0			22.6	0.83	23.43	0.220	2.000	Pass	
RB3#2			22.59	0.83	23.42	0.220	2.000	Pass	
RB3#3			22.57	0.83	23.40	0.219	2.000	Pass	
RB6#0		21.61	0.83	22.44	0.175	2.000	Pass		
16-QAM		RB1#0	21.92	0.83	22.75	0.188	2.000	Pass	
RB1#3	21.89	0.83	22.72	0.187	2.000	Pass			

Test BW	Test Channel	Test Mode	Test RB (Size#Offset)	Conducted Output AV Power (dBm)	Antenna Gain (dBi)	EIRP (dBm)	EIRP (W)	Limit (W)	Verdict
LTE BAND25									
3 MHz			RB1#5	21.97	0.83	22.80	0.191	2.000	Pass
			RB3#0	21.79	0.83	22.62	0.183	2.000	Pass
			RB3#2	21.72	0.83	22.55	0.180	2.000	Pass
			RB3#3	21.74	0.83	22.57	0.181	2.000	Pass
			RB6#0	20.72	0.83	21.55	0.143	2.000	Pass
	LCH	QPSK	RB1#0	22.79	0.83	23.62	0.230	2.000	Pass
			RB1#7	22.93	0.83	23.76	0.238	2.000	Pass
			RB1#14	22.85	0.83	23.68	0.233	2.000	Pass
			RB8#0	21.95	0.83	22.78	0.190	2.000	Pass
			RB8#4	21.99	0.83	22.82	0.191	2.000	Pass
			RB8#7	21.97	0.83	22.80	0.191	2.000	Pass
			RB15#0	21.96	0.83	22.79	0.190	2.000	Pass
		16-QAM	RB1#0	22.27	0.83	23.10	0.204	2.000	Pass
			RB1#7	22.39	0.83	23.22	0.210	2.000	Pass
			RB1#14	22.32	0.83	23.15	0.207	2.000	Pass
			RB8#0	21.01	0.83	21.84	0.153	2.000	Pass
			RB8#4	21.05	0.83	21.88	0.154	2.000	Pass
			RB8#7	20.99	0.83	21.82	0.152	2.000	Pass
	MCH	QPSK	RB1#0	22.75	0.83	23.58	0.228	2.000	Pass
			RB1#7	22.82	0.83	23.65	0.232	2.000	Pass
			RB1#14	22.72	0.83	23.55	0.226	2.000	Pass
			RB8#0	21.81	0.83	22.64	0.184	2.000	Pass
			RB8#4	21.87	0.83	22.70	0.186	2.000	Pass
			RB8#7	21.8	0.83	22.63	0.183	2.000	Pass
			RB15#0	21.82	0.83	22.65	0.184	2.000	Pass
		16-QAM	RB1#0	22.07	0.83	22.90	0.195	2.000	Pass
			RB1#7	22.19	0.83	23.02	0.200	2.000	Pass
			RB1#14	22.13	0.83	22.96	0.198	2.000	Pass
RB8#0			20.87	0.83	21.70	0.148	2.000	Pass	
RB8#4			20.86	0.83	21.69	0.148	2.000	Pass	
HCH	QPSK	RB8#7	20.93	0.83	21.76	0.150	2.000	Pass	
		RB15#0	20.87	0.83	21.70	0.148	2.000	Pass	
		RB1#0	22.58	0.83	23.41	0.219	2.000	Pass	
		RB1#7	22.64	0.83	23.47	0.222	2.000	Pass	
		RB1#14	22.57	0.83	23.40	0.219	2.000	Pass	
			RB8#0	21.59	0.83	22.42	0.175	2.000	Pass
			RB8#4	21.67	0.83	22.50	0.178	2.000	Pass

Test BW	Test Channel	Test Mode	Test RB (Size#Offset)	Conducted Output AV Power (dBm)	Antenna Gain (dBi)	EIRP (dBm)	EIRP (W)	Limit (W)	Verdict		
LTE BAND25											
		16-QAM	RB8#7	21.6	0.83	22.43	0.175	2.000	Pass		
			RB15#0	21.58	0.83	22.41	0.174	2.000	Pass		
			RB1#0	21.79	0.83	22.62	0.183	2.000	Pass		
			RB1#7	21.86	0.83	22.69	0.186	2.000	Pass		
			RB1#14	21.77	0.83	22.60	0.182	2.000	Pass		
			RB8#0	20.66	0.83	21.49	0.141	2.000	Pass		
			RB8#4	20.7	0.83	21.53	0.142	2.000	Pass		
			RB8#7	20.64	0.83	21.47	0.140	2.000	Pass		
					RB15#0	20.7	0.83	21.53	0.142	2.000	Pass
		5 MHz	LCH	QPSK	RB1#0	22.93	0.83	23.76	0.238	2.000	Pass
					RB1#13	22.99	0.83	23.82	0.241	2.000	Pass
					RB1#24	22.87	0.83	23.70	0.234	2.000	Pass
					RB12#0	21.95	0.83	22.78	0.190	2.000	Pass
					RB12#6	21.97	0.83	22.80	0.191	2.000	Pass
					RB12#13	21.94	0.83	22.77	0.189	2.000	Pass
							RB25#0	21.95	0.83	22.78	0.190
				16-QAM	RB1#0	22.32	0.83	23.15	0.207	2.000	Pass
					RB1#13	22.39	0.83	23.22	0.210	2.000	Pass
					RB1#24	22.23	0.83	23.06	0.202	2.000	Pass
					RB12#0	20.99	0.83	21.82	0.152	2.000	Pass
					RB12#6	21	0.83	21.83	0.152	2.000	Pass
			RB12#13		20.96	0.83	21.79	0.151	2.000	Pass	
				RB25#0	20.96	0.83	21.79	0.151	2.000	Pass	
	MCH		QPSK	RB1#0	22.78	0.83	23.61	0.230	2.000	Pass	
					RB1#13	22.94	0.83	23.77	0.238	2.000	Pass
					RB1#24	22.82	0.83	23.65	0.232	2.000	Pass
					RB12#0	21.84	0.83	22.67	0.185	2.000	Pass
					RB12#6	21.84	0.83	22.67	0.185	2.000	Pass
					RB12#13	21.84	0.83	22.67	0.185	2.000	Pass
					RB25#0	21.84	0.83	22.67	0.185	2.000	Pass
				16-QAM	RB1#0	22.26	0.83	23.09	0.204	2.000	Pass
					RB1#13	22.26	0.83	23.09	0.204	2.000	Pass
					RB1#24	22.3	0.83	23.13	0.206	2.000	Pass
			RB12#0		20.9	0.83	21.73	0.149	2.000	Pass	
			RB12#6		20.98	0.83	21.81	0.152	2.000	Pass	
		RB12#13	20.94		0.83	21.77	0.150	2.000	Pass		
			RB25#0	20.84	0.83	21.67	0.147	2.000	Pass		
	HCH	QPSK	RB1#0	22.69	0.83	23.52	0.225	2.000	Pass		

Test BW	Test Channel	Test Mode	Test RB (Size#Offset)	Conducted Output AV Power (dBm)	Antenna Gain (dBi)	EIRP (dBm)	EIRP (W)	Limit (W)	Verdict
LTE BAND25									
			RB1#13	22.71	0.83	23.54	0.226	2.000	Pass
			RB1#24	22.59	0.83	23.42	0.220	2.000	Pass
			RB12#0	21.65	0.83	22.48	0.177	2.000	Pass
			RB12#6	21.69	0.83	22.52	0.179	2.000	Pass
			RB12#13	21.64	0.83	22.47	0.177	2.000	Pass
			RB25#0	21.63	0.83	22.46	0.176	2.000	Pass
		16-QAM	RB1#0	21.89	0.83	22.72	0.187	2.000	Pass
			RB1#13	22.08	0.83	22.91	0.195	2.000	Pass
			RB1#24	21.94	0.83	22.77	0.189	2.000	Pass
			RB12#0	20.7	0.83	21.53	0.142	2.000	Pass
			RB12#6	20.76	0.83	21.59	0.144	2.000	Pass
			RB12#13	20.69	0.83	21.52	0.142	2.000	Pass
			RB25#0	20.67	0.83	21.50	0.141	2.000	Pass
			10 MHz	LCH	QPSK	RB1#0	22.86	0.83	23.69
RB1#25	22.92	0.83				23.75	0.237	2.000	Pass
RB1#49	22.83	0.83				23.66	0.232	2.000	Pass
RB25#0	21.94	0.83				22.77	0.189	2.000	Pass
RB25#13	21.99	0.83				22.82	0.191	2.000	Pass
RB25#25	21.96	0.83				22.79	0.190	2.000	Pass
16-QAM	RB50#0	21.94			0.83	22.77	0.189	2.000	Pass
	RB1#0	22.34			0.83	23.17	0.207	2.000	Pass
	RB1#25	22.27			0.83	23.10	0.204	2.000	Pass
	RB1#49	22.06			0.83	22.89	0.195	2.000	Pass
	RB25#0	21.05			0.83	21.88	0.154	2.000	Pass
	RB25#13	21.06			0.83	21.89	0.155	2.000	Pass
	RB25#25	20.99			0.83	21.82	0.152	2.000	Pass
	RB50#0	20.97			0.83	21.80	0.151	2.000	Pass
10 MHz	MCH	QPSK	RB1#0	22.73	0.83	23.56	0.227	2.000	Pass
			RB1#25	22.85	0.83	23.68	0.233	2.000	Pass
			RB1#49	22.78	0.83	23.61	0.230	2.000	Pass
			RB25#0	21.8	0.83	22.63	0.183	2.000	Pass
			RB25#13	21.88	0.83	22.71	0.187	2.000	Pass
			RB25#25	21.82	0.83	22.65	0.184	2.000	Pass
		16-QAM	RB50#0	21.83	0.83	22.66	0.185	2.000	Pass
			RB1#0	21.95	0.83	22.78	0.190	2.000	Pass
			RB1#25	22.16	0.83	22.99	0.199	2.000	Pass
			RB1#49	22.07	0.83	22.90	0.195	2.000	Pass
			RB25#0	20.77	0.83	21.60	0.145	2.000	Pass

Test BW	Test Channel	Test Mode	Test RB (Size#Offset)	Conducted Output AV Power (dBm)	Antenna Gain (dBi)	EIRP (dBm)	EIRP (W)	Limit (W)	Verdict	
LTE BAND25										
15 MHz	HCH	QPSK	RB25#13	20.88	0.83	21.71	0.148	2.000	Pass	
			RB25#25	20.85	0.83	21.68	0.147	2.000	Pass	
			RB50#0	20.87	0.83	21.70	0.148	2.000	Pass	
		16-QAM	QPSK	RB1#0	22.61	0.83	23.44	0.221	2.000	Pass
				RB1#25	22.66	0.83	23.49	0.223	2.000	Pass
				RB1#49	22.59	0.83	23.42	0.220	2.000	Pass
			16-QAM	RB25#0	21.57	0.83	22.40	0.174	2.000	Pass
				RB25#13	21.64	0.83	22.47	0.177	2.000	Pass
				RB25#25	21.63	0.83	22.46	0.176	2.000	Pass
	RB50#0			21.54	0.83	22.37	0.173	2.000	Pass	
	RB1#0			21.83	0.83	22.66	0.185	2.000	Pass	
	RB1#25			21.86	0.83	22.69	0.186	2.000	Pass	
	LCH	QPSK	RB1#49	21.9	0.83	22.73	0.187	2.000	Pass	
			RB25#0	20.54	0.83	21.37	0.137	2.000	Pass	
			RB25#13	20.69	0.83	21.52	0.142	2.000	Pass	
			RB25#25	20.64	0.83	21.47	0.140	2.000	Pass	
			RB50#0	20.58	0.83	21.41	0.138	2.000	Pass	
			RB1#0	22.75	0.83	23.58	0.228	2.000	Pass	
		16-QAM	RB1#38	22.7	0.83	23.53	0.225	2.000	Pass	
			RB1#74	22.73	0.83	23.56	0.227	2.000	Pass	
			RB36#0	21.87	0.83	22.70	0.186	2.000	Pass	
RB36#19			21.84	0.83	22.67	0.185	2.000	Pass		
RB36#39			21.8	0.83	22.63	0.183	2.000	Pass		
RB75#0			21.8	0.83	22.63	0.183	2.000	Pass		
MCH	QPSK	RB1#0	22.19	0.83	23.02	0.200	2.000	Pass		
		RB1#38	22.23	0.83	23.06	0.202	2.000	Pass		
		RB1#74	22.05	0.83	22.88	0.194	2.000	Pass		
		RB36#0	20.86	0.83	21.69	0.148	2.000	Pass		
		RB36#19	20.86	0.83	21.69	0.148	2.000	Pass		
		RB36#39	20.8	0.83	21.63	0.146	2.000	Pass		
		RB75#0	20.82	0.83	21.65	0.146	2.000	Pass		
		RB1#0	22.56	0.83	23.39	0.218	2.000	Pass		
		RB1#38	22.6	0.83	23.43	0.220	2.000	Pass		
RB1#74	22.68	0.83	23.51	0.224	2.000	Pass				
RB36#0	21.67	0.83	22.50	0.178	2.000	Pass				
RB36#19	21.69	0.83	22.52	0.179	2.000	Pass				
RB36#39	21.74	0.83	22.57	0.181	2.000	Pass				
RB75#0	21.7	0.83	22.53	0.179	2.000	Pass				

Test BW	Test Channel	Test Mode	Test RB (Size#Offset)	Conducted Output AV Power (dBm)	Antenna Gain (dBi)	EIRP (dBm)	EIRP (W)	Limit (W)	Verdict
LTE BAND25									
20 MHz	HCH	16-QAM	RB1#0	21.85	0.83	22.68	0.185	2.000	Pass
			RB1#38	21.98	0.83	22.81	0.191	2.000	Pass
			RB1#74	21.98	0.83	22.81	0.191	2.000	Pass
			RB36#0	20.74	0.83	21.57	0.144	2.000	Pass
			RB36#19	20.74	0.83	21.57	0.144	2.000	Pass
			RB36#39	20.76	0.83	21.59	0.144	2.000	Pass
			RB75#0	20.7	0.83	21.53	0.142	2.000	Pass
		QPSK	RB1#0	22.45	0.83	23.28	0.213	2.000	Pass
			RB1#38	22.45	0.83	23.28	0.213	2.000	Pass
			RB1#74	22.42	0.83	23.25	0.211	2.000	Pass
			RB36#0	21.49	0.83	22.32	0.171	2.000	Pass
			RB36#19	21.46	0.83	22.29	0.169	2.000	Pass
			RB36#39	21.53	0.83	22.36	0.172	2.000	Pass
			RB75#0	21.5	0.83	22.33	0.171	2.000	Pass
	16-QAM	RB1#0	21.67	0.83	22.50	0.178	2.000	Pass	
		RB1#38	21.68	0.83	22.51	0.178	2.000	Pass	
		RB1#74	21.9	0.83	22.73	0.187	2.000	Pass	
		RB36#0	20.52	0.83	21.35	0.136	2.000	Pass	
		RB36#19	20.49	0.83	21.32	0.136	2.000	Pass	
		RB36#39	20.54	0.83	21.37	0.137	2.000	Pass	
		RB75#0	20.49	0.83	21.32	0.136	2.000	Pass	
	LCH	QPSK	RB1#0	22.76	0.83	23.59	0.229	2.000	Pass
			RB1#50	22.69	0.83	23.52	0.225	2.000	Pass
			RB1#99	22.43	0.83	23.26	0.212	2.000	Pass
			RB50#0	21.82	0.83	22.65	0.184	2.000	Pass
			RB50#25	21.79	0.83	22.62	0.183	2.000	Pass
			RB50#50	21.63	0.83	22.46	0.176	2.000	Pass
			RB100#0	21.69	0.83	22.52	0.179	2.000	Pass
16-QAM		RB1#0	22.23	0.83	23.06	0.202	2.000	Pass	
		RB1#50	22.02	0.83	22.85	0.193	2.000	Pass	
		RB1#99	21.79	0.83	22.62	0.183	2.000	Pass	
		RB50#0	20.82	0.83	21.65	0.146	2.000	Pass	
		RB50#25	20.82	0.83	21.65	0.146	2.000	Pass	
		RB50#50	20.64	0.83	21.47	0.140	2.000	Pass	
		RB100#0	20.7	0.83	21.53	0.142	2.000	Pass	
MCH	QPSK	RB1#0	22.55	0.83	23.38	0.218	2.000	Pass	
		RB1#50	22.6	0.83	23.43	0.220	2.000	Pass	
		RB1#99	22.6	0.83	23.43	0.220	2.000	Pass	

Test BW	Test Channel	Test Mode	Test RB (Size#Offset)	Conducted Output AV Power (dBm)	Antenna Gain (dBi)	EIRP (dBm)	EIRP (W)	Limit (W)	Verdict	
LTE BAND25										
			RB50#0	21.69	0.83	22.52	0.179	2.000	Pass	
			RB50#25	21.72	0.83	22.55	0.180	2.000	Pass	
			RB50#50	21.73	0.83	22.56	0.180	2.000	Pass	
			RB100#0	21.74	0.83	22.57	0.181	2.000	Pass	
		16-QAM	RB1#0	21.96	0.83	22.79	0.190	2.000	Pass	
			RB1#50	21.95	0.83	22.78	0.190	2.000	Pass	
			RB1#99	22.06	0.83	22.89	0.195	2.000	Pass	
			RB50#0	20.7	0.83	21.53	0.142	2.000	Pass	
			RB50#25	20.75	0.83	21.58	0.144	2.000	Pass	
			RB50#50	20.79	0.83	21.62	0.145	2.000	Pass	
			RB100#0	20.72	0.83	21.55	0.143	2.000	Pass	
			QPSK	RB1#0	22.47	0.83	23.30	0.214	2.000	Pass
				RB1#50	22.43	0.83	23.26	0.212	2.000	Pass
				RB1#99	22.39	0.83	23.22	0.210	2.000	Pass
	RB50#0	21.57		0.83	22.40	0.174	2.000	Pass		
	RB50#25	21.59		0.83	22.42	0.175	2.000	Pass		
	RB50#50	21.54		0.83	22.37	0.173	2.000	Pass		
	RB100#0	21.57		0.83	22.40	0.174	2.000	Pass		
	16-QAM	RB1#0	21.78	0.83	22.61	0.182	2.000	Pass		
		RB1#50	21.74	0.83	22.57	0.181	2.000	Pass		
		RB1#99	21.66	0.83	22.49	0.177	2.000	Pass		
		RB50#0	20.59	0.83	21.42	0.139	2.000	Pass		
		RB50#25	20.58	0.83	21.41	0.138	2.000	Pass		
		RB50#50	20.55	0.83	21.38	0.137	2.000	Pass		
		RB100#0	20.57	0.83	21.40	0.138	2.000	Pass		

Test BW	Test Channel	Test Mode	Test RB (Size#Offset)	Conducted Output AV Power (dBm)	Antenna Gain (dBi)	Antenna Gain (dBd)	ERP (dBm)	ERP (W)	Limit (W)	Verdict
LTE BAND26 (824-849 MHz)										
1.4 MHz	LCH	QPSK	RB1#0	22.67	1.48	-0.67	22.00	0.158	7.000	Pass
			RB1#3	22.81	1.48	-0.67	22.14	0.164	7.000	Pass
			RB1#5	22.78	1.48	-0.67	22.11	0.163	7.000	Pass
			RB3#0	22.8	1.48	-0.67	22.13	0.163	7.000	Pass
			RB3#2	22.8	1.48	-0.67	22.13	0.163	7.000	Pass
			RB3#3	22.8	1.48	-0.67	22.13	0.163	7.000	Pass
			RB6#0	21.8	1.48	-0.67	21.13	0.130	7.000	Pass
		16-QAM	RB1#0	21.86	1.48	-0.67	21.19	0.132	7.000	Pass
			RB1#3	22.04	1.48	-0.67	21.37	0.137	7.000	Pass
			RB1#5	22.04	1.48	-0.67	21.37	0.137	7.000	Pass
			RB3#0	21.89	1.48	-0.67	21.22	0.132	7.000	Pass
			RB3#2	21.91	1.48	-0.67	21.24	0.133	7.000	Pass
			RB3#3	21.94	1.48	-0.67	21.27	0.134	7.000	Pass
			RB6#0	20.91	1.48	-0.67	20.24	0.106	7.000	Pass
	MCH	QPSK	RB1#0	22.72	1.48	-0.67	22.05	0.160	7.000	Pass
			RB1#3	22.86	1.48	-0.67	22.19	0.166	7.000	Pass
			RB1#5	22.81	1.48	-0.67	22.14	0.164	7.000	Pass
			RB3#0	22.77	1.48	-0.67	22.10	0.162	7.000	Pass
			RB3#2	22.83	1.48	-0.67	22.16	0.164	7.000	Pass
			RB3#3	22.81	1.48	-0.67	22.14	0.164	7.000	Pass
			RB6#0	21.74	1.48	-0.67	21.07	0.128	7.000	Pass
		16-QAM	RB1#0	22.07	1.48	-0.67	21.40	0.138	7.000	Pass
			RB1#3	22.22	1.48	-0.67	21.55	0.143	7.000	Pass
			RB1#5	22.08	1.48	-0.67	21.41	0.138	7.000	Pass
			RB3#0	21.97	1.48	-0.67	21.30	0.135	7.000	Pass
			RB3#2	21.98	1.48	-0.67	21.31	0.135	7.000	Pass
			RB3#3	21.97	1.48	-0.67	21.30	0.135	7.000	Pass
			RB6#0	20.82	1.48	-0.67	20.15	0.104	7.000	Pass
	HCH	QPSK	RB1#0	22.78	1.48	-0.67	22.11	0.163	7.000	Pass
			RB1#3	22.83	1.48	-0.67	22.16	0.164	7.000	Pass
RB1#5			22.8	1.48	-0.67	22.13	0.163	7.000	Pass	
RB3#0			22.8	1.48	-0.67	22.13	0.163	7.000	Pass	
RB3#2			22.81	1.48	-0.67	22.14	0.164	7.000	Pass	
RB3#3			22.8	1.48	-0.67	22.13	0.163	7.000	Pass	
RB6#0			21.78	1.48	-0.67	21.11	0.129	7.000	Pass	
16-QAM		RB1#0	21.97	1.48	-0.67	21.30	0.135	7.000	Pass	
		RB1#3	22.2	1.48	-0.67	21.53	0.142	7.000	Pass	

Test BW	Test Channel	Test Mode	Test RB (Size#Offset)	Conducted Output Power (dBm)	Antenna Gain (dBi)	Antenna Gain (dBd)	ERP (dBm)	ERP (W)	Limit (W)	Verdict
LTE BAND26 (824-849 MHz)										
3 MHz			RB1#5	22.02	1.48	-0.67	21.35	0.136	7.000	Pass
			RB3#0	21.95	1.48	-0.67	21.28	0.134	7.000	Pass
			RB3#2	21.96	1.48	-0.67	21.29	0.135	7.000	Pass
			RB3#3	21.97	1.48	-0.67	21.30	0.135	7.000	Pass
			RB6#0	20.84	1.48	-0.67	20.17	0.104	7.000	Pass
	LCH	QPSK	RB1#0	22.74	1.48	-0.67	22.07	0.161	7.000	Pass
			RB1#7	22.78	1.48	-0.67	22.11	0.163	7.000	Pass
			RB1#14	22.68	1.48	-0.67	22.01	0.159	7.000	Pass
			RB8#0	21.81	1.48	-0.67	21.14	0.130	7.000	Pass
			RB8#4	21.86	1.48	-0.67	21.19	0.132	7.000	Pass
			RB8#7	21.87	1.48	-0.67	21.20	0.132	7.000	Pass
		RB15#0	21.82	1.48	-0.67	21.15	0.130	7.000	Pass	
		16-QAM	RB1#0	22.13	1.48	-0.67	21.46	0.140	7.000	Pass
			RB1#7	22.3	1.48	-0.67	21.63	0.146	7.000	Pass
			RB1#14	22.07	1.48	-0.67	21.40	0.138	7.000	Pass
			RB8#0	20.83	1.48	-0.67	20.16	0.104	7.000	Pass
			RB8#4	20.9	1.48	-0.67	20.23	0.105	7.000	Pass
			RB8#7	20.91	1.48	-0.67	20.24	0.106	7.000	Pass
	MCH	QPSK	RB1#0	22.8	1.48	-0.67	22.13	0.163	7.000	Pass
			RB1#7	22.83	1.48	-0.67	22.16	0.164	7.000	Pass
			RB1#14	22.83	1.48	-0.67	22.16	0.164	7.000	Pass
			RB8#0	21.78	1.48	-0.67	21.11	0.129	7.000	Pass
			RB8#4	21.79	1.48	-0.67	21.12	0.129	7.000	Pass
			RB8#7	21.85	1.48	-0.67	21.18	0.131	7.000	Pass
		16-QAM	RB15#0	21.78	1.48	-0.67	21.11	0.129	7.000	Pass
			RB1#0	22.16	1.48	-0.67	21.49	0.141	7.000	Pass
			RB1#7	22.1	1.48	-0.67	21.43	0.139	7.000	Pass
			RB1#14	22.09	1.48	-0.67	21.42	0.139	7.000	Pass
RB8#0			20.82	1.48	-0.67	20.15	0.104	7.000	Pass	
RB8#4			20.87	1.48	-0.67	20.20	0.105	7.000	Pass	
HCH	QPSK	RB8#7	20.94	1.48	-0.67	20.27	0.106	7.000	Pass	
		RB15#0	20.79	1.48	-0.67	20.12	0.103	7.000	Pass	
		RB1#0	22.67	1.48	-0.67	22.00	0.158	7.000	Pass	
		RB1#7	22.79	1.48	-0.67	22.12	0.163	7.000	Pass	
		RB1#14	22.72	1.48	-0.67	22.05	0.160	7.000	Pass	
			RB8#0	21.71	1.48	-0.67	21.04	0.127	7.000	Pass
			RB8#4	21.81	1.48	-0.67	21.14	0.130	7.000	Pass

Test BW	Test Channel	Test Mode	Test RB (Size#Offset)	Conducted Output AV Power (dBm)	Antenna Gain (dBi)	Antenna Gain (dBd)	ERP (dBm)	ERP (W)	Limit (W)	Verdict		
LTE BAND26 (824-849 MHz)												
		16-QAM	RB8#7	21.81	1.48	-0.67	21.14	0.130	7.000	Pass		
			RB15#0	21.66	1.48	-0.67	20.99	0.126	7.000	Pass		
			RB1#0	22.07	1.48	-0.67	21.40	0.138	7.000	Pass		
			RB1#7	22.19	1.48	-0.67	21.52	0.142	7.000	Pass		
			RB1#14	22.04	1.48	-0.67	21.37	0.137	7.000	Pass		
			RB8#0	20.83	1.48	-0.67	20.16	0.104	7.000	Pass		
			RB8#4	20.9	1.48	-0.67	20.23	0.105	7.000	Pass		
			RB8#7	20.85	1.48	-0.67	20.18	0.104	7.000	Pass		
					RB15#0	20.75	1.48	-0.67	20.08	0.102	7.000	Pass
		5 MHz	LCH	QPSK	RB1#0	22.78	1.48	-0.67	22.11	0.163	7.000	Pass
					RB1#13	22.89	1.48	-0.67	22.22	0.167	7.000	Pass
					RB1#24	22.81	1.48	-0.67	22.14	0.164	7.000	Pass
					RB12#0	21.76	1.48	-0.67	21.09	0.129	7.000	Pass
					RB12#6	21.89	1.48	-0.67	21.22	0.132	7.000	Pass
					RB12#13	21.85	1.48	-0.67	21.18	0.131	7.000	Pass
							RB25#0	21.84	1.48	-0.67	21.17	0.131
				16-QAM	RB1#0	22.18	1.48	-0.67	21.51	0.142	7.000	Pass
					RB1#13	22.31	1.48	-0.67	21.64	0.146	7.000	Pass
					RB1#24	22.22	1.48	-0.67	21.55	0.143	7.000	Pass
					RB12#0	20.85	1.48	-0.67	20.18	0.104	7.000	Pass
					RB12#6	21.01	1.48	-0.67	20.34	0.108	7.000	Pass
			RB12#13		20.99	1.48	-0.67	20.32	0.108	7.000	Pass	
				RB25#0	20.89	1.48	-0.67	20.22	0.105	7.000	Pass	
	MCH		QPSK	RB1#0	22.88	1.48	-0.67	22.21	0.166	7.000	Pass	
					RB1#13	22.92	1.48	-0.67	22.25	0.168	7.000	Pass
					RB1#24	22.8	1.48	-0.67	22.13	0.163	7.000	Pass
					RB12#0	21.75	1.48	-0.67	21.08	0.128	7.000	Pass
					RB12#6	21.78	1.48	-0.67	21.11	0.129	7.000	Pass
					RB12#13	21.83	1.48	-0.67	21.16	0.131	7.000	Pass
					RB25#0	21.75	1.48	-0.67	21.08	0.128	7.000	Pass
				16-QAM	RB1#0	22.27	1.48	-0.67	21.60	0.145	7.000	Pass
					RB1#13	22.3	1.48	-0.67	21.63	0.146	7.000	Pass
					RB1#24	22.19	1.48	-0.67	21.52	0.142	7.000	Pass
			RB12#0		20.8	1.48	-0.67	20.13	0.103	7.000	Pass	
			RB12#6		20.81	1.48	-0.67	20.14	0.103	7.000	Pass	
		RB12#13	20.83		1.48	-0.67	20.16	0.104	7.000	Pass		
			RB25#0	20.78	1.48	-0.67	20.11	0.103	7.000	Pass		
	HCH	QPSK	RB1#0	22.76	1.48	-0.67	22.09	0.162	7.000	Pass		

Test BW	Test Channel	Test Mode	Test RB (Size#Offset)	Conducted Output AV Power (dBm)	Antenna Gain (dBi)	Antenna Gain (dBd)	ERP (dBm)	ERP (W)	Limit (W)	Verdict
LTE BAND26 (824-849 MHz)										
			RB1#13	22.85	1.48	-0.67	22.18	0.165	7.000	Pass
			RB1#24	22.76	1.48	-0.67	22.09	0.162	7.000	Pass
			RB12#0	21.7	1.48	-0.67	21.03	0.127	7.000	Pass
			RB12#6	21.82	1.48	-0.67	21.15	0.130	7.000	Pass
			RB12#13	21.78	1.48	-0.67	21.11	0.129	7.000	Pass
			RB25#0	21.78	1.48	-0.67	21.11	0.129	7.000	Pass
		16-QAM	RB1#0	22.07	1.48	-0.67	21.40	0.138	7.000	Pass
			RB1#13	22.25	1.48	-0.67	21.58	0.144	7.000	Pass
			RB1#24	22.04	1.48	-0.67	21.37	0.137	7.000	Pass
			RB12#0	20.76	1.48	-0.67	20.09	0.102	7.000	Pass
			RB12#6	20.85	1.48	-0.67	20.18	0.104	7.000	Pass
			RB12#13	20.8	1.48	-0.67	20.13	0.103	7.000	Pass
			RB25#0	20.81	1.48	-0.67	20.14	0.103	7.000	Pass
			10 MHz	MCH	QPSK	RB1#0	22.71	1.48	-0.67	22.04
RB1#25	22.79	1.48				-0.67	22.12	0.163	7.000	Pass
RB1#49	22.74	1.48				-0.67	22.07	0.161	7.000	Pass
RB25#0	21.79	1.48				-0.67	21.12	0.129	7.000	Pass
RB25#13	21.9	1.48				-0.67	21.23	0.133	7.000	Pass
RB25#25	21.86	1.48				-0.67	21.19	0.132	7.000	Pass
RB50#0	21.88	1.48				-0.67	21.21	0.132	7.000	Pass
16-QAM	RB1#0	22.27		1.48	-0.67	21.60	0.145	7.000	Pass	
	RB1#25	22.14		1.48	-0.67	21.47	0.140	7.000	Pass	
	RB1#49	22.15		1.48	-0.67	21.48	0.141	7.000	Pass	
	RB25#0	20.83		1.48	-0.67	20.16	0.104	7.000	Pass	
	RB25#13	20.93		1.48	-0.67	20.26	0.106	7.000	Pass	
	RB25#25	20.9		1.48	-0.67	20.23	0.105	7.000	Pass	
	RB50#0	20.91		1.48	-0.67	20.24	0.106	7.000	Pass	
MCH	QPSK	RB1#0	22.86	1.48	-0.67	22.19	0.166	7.000	Pass	
		RB1#25	22.83	1.48	-0.67	22.16	0.164	7.000	Pass	
		RB1#49	22.79	1.48	-0.67	22.12	0.163	7.000	Pass	
		RB25#0	21.78	1.48	-0.67	21.11	0.129	7.000	Pass	
		RB25#13	21.76	1.48	-0.67	21.09	0.129	7.000	Pass	
		RB25#25	21.81	1.48	-0.67	21.14	0.130	7.000	Pass	
		RB50#0	21.75	1.48	-0.67	21.08	0.128	7.000	Pass	
	16-QAM	RB1#0	22.14	1.48	-0.67	21.47	0.140	7.000	Pass	
		RB1#25	22.09	1.48	-0.67	21.42	0.139	7.000	Pass	
		RB1#49	22.03	1.48	-0.67	21.36	0.137	7.000	Pass	
		RB25#0	20.79	1.48	-0.67	20.12	0.103	7.000	Pass	

Test BW	Test Channel	Test Mode	Test RB (Size#Offset)	Conducted Output Power (dBm)	Antenna Gain (dBi)	Antenna Gain (dBd)	ERP (dBm)	ERP (W)	Limit (W)	Verdict
LTE BAND26 (824-849 MHz)										
15 MHz	HCH	QPSK	RB25#13	20.81	1.48	-0.67	20.14	0.103	7.000	Pass
			RB25#25	20.81	1.48	-0.67	20.14	0.103	7.000	Pass
			RB50#0	20.75	1.48	-0.67	20.08	0.102	7.000	Pass
			RB1#0	22.8	1.48	-0.67	22.13	0.163	7.000	Pass
			RB1#25	22.78	1.48	-0.67	22.11	0.163	7.000	Pass
			RB1#49	22.65	1.48	-0.67	21.98	0.158	7.000	Pass
			RB25#0	21.66	1.48	-0.67	20.99	0.126	7.000	Pass
			RB25#13	21.79	1.48	-0.67	21.12	0.129	7.000	Pass
			RB25#25	21.73	1.48	-0.67	21.06	0.128	7.000	Pass
		RB50#0	21.69	1.48	-0.67	21.02	0.126	7.000	Pass	
		16-QAM	RB1#0	22.25	1.48	-0.67	21.58	0.144	7.000	Pass
			RB1#25	22.21	1.48	-0.67	21.54	0.143	7.000	Pass
			RB1#49	21.99	1.48	-0.67	21.32	0.136	7.000	Pass
			RB25#0	20.73	1.48	-0.67	20.06	0.101	7.000	Pass
			RB25#13	20.81	1.48	-0.67	20.14	0.103	7.000	Pass
	RB25#25		20.75	1.48	-0.67	20.08	0.102	7.000	Pass	
	LCH	QPSK	RB1#0	22.5	1.48	-0.67	21.83	0.152	7.000	Pass
			RB1#38	22.55	1.48	-0.67	21.88	0.154	7.000	Pass
			RB1#74	22.55	1.48	-0.67	21.88	0.154	7.000	Pass
			RB36#0	21.65	1.48	-0.67	20.98	0.125	7.000	Pass
			RB36#19	21.65	1.48	-0.67	20.98	0.125	7.000	Pass
RB36#39			21.72	1.48	-0.67	21.05	0.127	7.000	Pass	
RB75#0			21.66	1.48	-0.67	20.99	0.126	7.000	Pass	
16-QAM			RB1#0	21.88	1.48	-0.67	21.21	0.132	7.000	Pass
			RB1#38	21.95	1.48	-0.67	21.28	0.134	7.000	Pass
		RB1#74	21.93	1.48	-0.67	21.26	0.134	7.000	Pass	
		RB36#0	20.69	1.48	-0.67	20.02	0.100	7.000	Pass	
		RB36#19	20.66	1.48	-0.67	19.99	0.100	7.000	Pass	
		RB36#39	20.73	1.48	-0.67	20.06	0.101	7.000	Pass	
MCH		QPSK	RB75#0	20.67	1.48	-0.67	20.00	0.100	7.000	Pass
			RB1#0	22.52	1.48	-0.67	21.85	0.153	7.000	Pass
	RB1#38		22.57	1.48	-0.67	21.90	0.155	7.000	Pass	
	RB1#74		22.53	1.48	-0.67	21.86	0.153	7.000	Pass	
	RB36#0		21.65	1.48	-0.67	20.98	0.125	7.000	Pass	
	RB36#19		21.59	1.48	-0.67	20.92	0.124	7.000	Pass	
	RB36#39		21.71	1.48	-0.67	21.04	0.127	7.000	Pass	
RB75#0	21.62	1.48	-0.67	20.95	0.124	7.000	Pass			

Test BW	Test Channel	Test Mode	Test RB (Size#Offset)	Conducted Output AV Power (dBm)	Antenna Gain (dBi)	Antenna Gain (dBd)	ERP (dBm)	ERP (W)	Limit (W)	Verdict
LTE BAND26 (824-849 MHz)										
		16-QAM	RB1#0	21.82	1.48	-0.67	21.15	0.130	7.000	Pass
			RB1#38	21.98	1.48	-0.67	21.31	0.135	7.000	Pass
			RB1#74	21.88	1.48	-0.67	21.21	0.132	7.000	Pass
			RB36#0	20.66	1.48	-0.67	19.99	0.100	7.000	Pass
			RB36#19	20.64	1.48	-0.67	19.97	0.099	7.000	Pass
			RB36#39	20.65	1.48	-0.67	19.98	0.100	7.000	Pass
			RB75#0	20.67	1.48	-0.67	20.00	0.100	7.000	Pass
		QPSK	RB1#0	22.52	1.48	-0.67	21.85	0.153	7.000	Pass
			RB1#38	22.51	1.48	-0.67	21.84	0.153	7.000	Pass
			RB1#74	22.4	1.48	-0.67	21.73	0.149	7.000	Pass
			RB36#0	21.58	1.48	-0.67	20.91	0.123	7.000	Pass
			RB36#19	21.55	1.48	-0.67	20.88	0.122	7.000	Pass
			RB36#39	21.6	1.48	-0.67	20.93	0.124	7.000	Pass
			RB75#0	21.56	1.48	-0.67	20.89	0.123	7.000	Pass
	16-QAM	RB1#0	21.78	1.48	-0.67	21.11	0.129	7.000	Pass	
		RB1#38	21.74	1.48	-0.67	21.07	0.128	7.000	Pass	
		RB1#74	21.75	1.48	-0.67	21.08	0.128	7.000	Pass	
		RB36#0	20.62	1.48	-0.67	19.95	0.099	7.000	Pass	
		RB36#19	20.6	1.48	-0.67	19.93	0.098	7.000	Pass	
		RB36#39	20.63	1.48	-0.67	19.96	0.099	7.000	Pass	
		RB75#0	20.64	1.48	-0.67	19.97	0.099	7.000	Pass	

Test BW	Test Channel	Test Mode	Test RB (Size#Offset)	Conducted Output Power (dBm)	Antenna Gain (dBi)	Antenna Gain (dBd)	ERP (dBm)	ERP (W)	Limit (W)	Verdict
LTE BAND26 (814-824MHz)										
1.4 MHz	LCH	QPSK	RB1#0	22.81	1.48	-0.67	22.14	0.164	100.000	Pass
			RB1#3	22.85	1.48	-0.67	22.18	0.165	100.000	Pass
			RB1#5	22.81	1.48	-0.67	22.14	0.164	100.000	Pass
			RB3#0	22.83	1.48	-0.67	22.16	0.164	100.000	Pass
			RB3#2	22.86	1.48	-0.67	22.19	0.166	100.000	Pass
			RB3#3	22.82	1.48	-0.67	22.15	0.164	100.000	Pass
		RB6#0	21.84	1.48	-0.67	21.17	0.131	100.000	Pass	
		16-QAM	RB1#0	22.06	1.48	-0.67	21.39	0.138	100.000	Pass
			RB1#3	22.12	1.48	-0.67	21.45	0.140	100.000	Pass
			RB1#5	22.03	1.48	-0.67	21.36	0.137	100.000	Pass
			RB3#0	21.9	1.48	-0.67	21.23	0.133	100.000	Pass
			RB3#2	21.97	1.48	-0.67	21.30	0.135	100.000	Pass
	RB3#3		21.99	1.48	-0.67	21.32	0.136	100.000	Pass	
	RB6#0	20.93	1.48	-0.67	20.26	0.106	100.000	Pass		
	MCH	QPSK	RB1#0	22.81	1.48	-0.67	22.14	0.164	100.000	Pass
			RB1#3	22.88	1.48	-0.67	22.21	0.166	100.000	Pass
			RB1#5	22.87	1.48	-0.67	22.20	0.166	100.000	Pass
			RB3#0	22.85	1.48	-0.67	22.18	0.165	100.000	Pass
			RB3#2	22.85	1.48	-0.67	22.18	0.165	100.000	Pass
			RB3#3	22.86	1.48	-0.67	22.19	0.166	100.000	Pass
		RB6#0	21.86	1.48	-0.67	21.19	0.132	100.000	Pass	
		16-QAM	RB1#0	22.08	1.48	-0.67	21.41	0.138	100.000	Pass
			RB1#3	22.18	1.48	-0.67	21.51	0.142	100.000	Pass
			RB1#5	22.12	1.48	-0.67	21.45	0.140	100.000	Pass
			RB3#0	22.04	1.48	-0.67	21.37	0.137	100.000	Pass
			RB3#2	22.01	1.48	-0.67	21.34	0.136	100.000	Pass
	RB3#3		21.99	1.48	-0.67	21.32	0.136	100.000	Pass	
	RB6#0	20.89	1.48	-0.67	20.22	0.105	100.000	Pass		
	HCH	QPSK	RB1#0	22.77	1.48	-0.67	22.10	0.162	100.000	Pass
			RB1#3	22.86	1.48	-0.67	22.19	0.166	100.000	Pass
			RB1#5	22.8	1.48	-0.67	22.13	0.163	100.000	Pass
			RB3#0	22.73	1.48	-0.67	22.06	0.161	100.000	Pass
			RB3#2	22.8	1.48	-0.67	22.13	0.163	100.000	Pass
			RB3#3	22.77	1.48	-0.67	22.10	0.162	100.000	Pass
		RB6#0	21.81	1.48	-0.67	21.14	0.130	100.000	Pass	
		16-QAM	RB1#0	22.06	1.48	-0.67	21.39	0.138	100.000	Pass
RB1#3	22.02	1.48	-0.67	21.35	0.136	100.000	Pass			

Test BW	Test Channel	Test Mode	Test RB (Size#Offset)	Conducted Output Power (dBm)	Antenna Gain (dBi)	Antenna Gain (dBd)	ERP (dBm)	ERP (W)	Limit (W)	Verdict
LTE BAND26 (814-824MHz)										
3 MHz			RB1#5	22.11	1.48	-0.67	21.44	0.139	100.000	Pass
			RB3#0	21.91	1.48	-0.67	21.24	0.133	100.000	Pass
			RB3#2	21.96	1.48	-0.67	21.29	0.135	100.000	Pass
			RB3#3	21.98	1.48	-0.67	21.31	0.135	100.000	Pass
			RB6#0	20.94	1.48	-0.67	20.27	0.106	100.000	Pass
	LCH	QPSK	RB1#0	22.74	1.48	-0.67	22.07	0.161	100.000	Pass
			RB1#7	22.84	1.48	-0.67	22.17	0.165	100.000	Pass
			RB1#14	22.7	1.48	-0.67	22.03	0.160	100.000	Pass
			RB8#0	21.93	1.48	-0.67	21.26	0.134	100.000	Pass
			RB8#4	21.91	1.48	-0.67	21.24	0.133	100.000	Pass
			RB8#7	21.88	1.48	-0.67	21.21	0.132	100.000	Pass
		16-QAM	RB15#0	21.88	1.48	-0.67	21.21	0.132	100.000	Pass
			RB1#0	22.15	1.48	-0.67	21.48	0.141	100.000	Pass
			RB1#7	22.34	1.48	-0.67	21.67	0.147	100.000	Pass
			RB1#14	22.18	1.48	-0.67	21.51	0.142	100.000	Pass
			RB8#0	20.95	1.48	-0.67	20.28	0.107	100.000	Pass
			RB8#4	20.97	1.48	-0.67	20.30	0.107	100.000	Pass
			RB8#7	20.96	1.48	-0.67	20.29	0.107	100.000	Pass
	MCH	QPSK	RB15#0	20.9	1.48	-0.67	20.23	0.105	100.000	Pass
			RB1#0	22.85	1.48	-0.67	22.18	0.165	100.000	Pass
			RB1#7	22.94	1.48	-0.67	22.27	0.169	100.000	Pass
			RB1#14	22.81	1.48	-0.67	22.14	0.164	100.000	Pass
			RB8#0	21.82	1.48	-0.67	21.15	0.130	100.000	Pass
			RB8#4	21.95	1.48	-0.67	21.28	0.134	100.000	Pass
		16-QAM	RB8#7	21.92	1.48	-0.67	21.25	0.133	100.000	Pass
			RB15#0	21.9	1.48	-0.67	21.23	0.133	100.000	Pass
			RB1#0	22	1.48	-0.67	21.33	0.136	100.000	Pass
			RB1#7	22.16	1.48	-0.67	21.49	0.141	100.000	Pass
RB1#14			22.15	1.48	-0.67	21.48	0.141	100.000	Pass	
RB8#0			20.92	1.48	-0.67	20.25	0.106	100.000	Pass	
RB8#4			21	1.48	-0.67	20.33	0.108	100.000	Pass	
RB8#7			20.97	1.48	-0.67	20.30	0.107	100.000	Pass	
HCH	QPSK	RB15#0	20.97	1.48	-0.67	20.30	0.107	100.000	Pass	
		RB1#0	22.8	1.48	-0.67	22.13	0.163	100.000	Pass	
		RB1#7	22.85	1.48	-0.67	22.18	0.165	100.000	Pass	
		RB1#14	22.8	1.48	-0.67	22.13	0.163	100.000	Pass	
		RB8#0	21.77	1.48	-0.67	21.10	0.129	100.000	Pass	
RB8#4	21.9	1.48	-0.67	21.23	0.133	100.000	Pass			

Test BW	Test Channel	Test Mode	Test RB (Size#Offset)	Conducted Output Power (dBm)	Antenna Gain (dBi)	Antenna Gain (dBd)	ERP (dBm)	ERP (W)	Limit (W)	Verdict		
LTE BAND26 (814-824MHz)												
5 MHz	LCH	16-QAM	RB8#7	21.84	1.48	-0.67	21.17	0.131	100.000	Pass		
			RB15#0	21.86	1.48	-0.67	21.19	0.132	100.000	Pass		
			RB1#0	22.1	1.48	-0.67	21.43	0.139	100.000	Pass		
			RB1#7	22.15	1.48	-0.67	21.48	0.141	100.000	Pass		
			RB1#14	22.1	1.48	-0.67	21.43	0.139	100.000	Pass		
			RB8#0	20.82	1.48	-0.67	20.15	0.104	100.000	Pass		
			RB8#4	20.96	1.48	-0.67	20.29	0.107	100.000	Pass		
			RB8#7	20.91	1.48	-0.67	20.24	0.106	100.000	Pass		
		RB15#0	20.9	1.48	-0.67	20.23	0.105	100.000	Pass			
		5 MHz	MCH	QPSK	RB1#0	22.83	1.48	-0.67	22.16	0.164	100.000	Pass
					RB1#13	22.98	1.48	-0.67	22.31	0.170	100.000	Pass
					RB1#24	22.86	1.48	-0.67	22.19	0.166	100.000	Pass
					RB12#0	21.85	1.48	-0.67	21.18	0.131	100.000	Pass
					RB12#6	21.94	1.48	-0.67	21.27	0.134	100.000	Pass
					RB12#13	21.9	1.48	-0.67	21.23	0.133	100.000	Pass
					RB25#0	21.9	1.48	-0.67	21.23	0.133	100.000	Pass
16-QAM	RB1#0			22.22	1.48	-0.67	21.55	0.143	100.000	Pass		
	RB1#13			22.34	1.48	-0.67	21.67	0.147	100.000	Pass		
	RB1#24			22.14	1.48	-0.67	21.47	0.140	100.000	Pass		
	RB12#0			20.9	1.48	-0.67	20.23	0.105	100.000	Pass		
	RB12#6			21.02	1.48	-0.67	20.35	0.108	100.000	Pass		
	RB12#13			20.99	1.48	-0.67	20.32	0.108	100.000	Pass		
	RB25#0			20.94	1.48	-0.67	20.27	0.106	100.000	Pass		
5 MHz	HCH	QPSK	RB1#0	22.82	1.48	-0.67	22.15	0.164	100.000	Pass		
			RB1#13	22.97	1.48	-0.67	22.30	0.170	100.000	Pass		
			RB1#24	22.83	1.48	-0.67	22.16	0.164	100.000	Pass		
			RB12#0	21.83	1.48	-0.67	21.16	0.131	100.000	Pass		
			RB12#6	21.95	1.48	-0.67	21.28	0.134	100.000	Pass		
			RB12#13	21.89	1.48	-0.67	21.22	0.132	100.000	Pass		
			RB25#0	21.9	1.48	-0.67	21.23	0.133	100.000	Pass		
		16-QAM	RB1#0	22.35	1.48	-0.67	21.68	0.147	100.000	Pass		
			RB1#13	22.29	1.48	-0.67	21.62	0.145	100.000	Pass		
			RB1#24	22.33	1.48	-0.67	21.66	0.147	100.000	Pass		
			RB12#0	20.84	1.48	-0.67	20.17	0.104	100.000	Pass		
			RB12#6	20.97	1.48	-0.67	20.30	0.107	100.000	Pass		
			RB12#13	20.92	1.48	-0.67	20.25	0.106	100.000	Pass		
			RB25#0	20.96	1.48	-0.67	20.29	0.107	100.000	Pass		

Test BW	Test Channel	Test Mode	Test RB (Size#Offset)	Conducted Output AV Power (dBm)	Antenna Gain (dBi)	Antenna Gain (dBd)	ERP (dBm)	ERP (W)	Limit (W)	Verdict
LTE BAND26 (814-824MHz)										
			RB1#13	22.91	1.48	-0.67	22.24	0.167	100.000	Pass
			RB1#24	22.88	1.48	-0.67	22.21	0.166	100.000	Pass
			RB12#0	21.76	1.48	-0.67	21.09	0.129	100.000	Pass
			RB12#6	21.91	1.48	-0.67	21.24	0.133	100.000	Pass
			RB12#13	21.85	1.48	-0.67	21.18	0.131	100.000	Pass
			RB25#0	21.89	1.48	-0.67	21.22	0.132	100.000	Pass
		16-QAM	RB1#0	22.23	1.48	-0.67	21.56	0.143	100.000	Pass
			RB1#13	22.29	1.48	-0.67	21.62	0.145	100.000	Pass
			RB1#24	22.19	1.48	-0.67	21.52	0.142	100.000	Pass
			RB12#0	20.87	1.48	-0.67	20.20	0.105	100.000	Pass
			RB12#6	20.96	1.48	-0.67	20.29	0.107	100.000	Pass
			RB12#13	20.93	1.48	-0.67	20.26	0.106	100.000	Pass
			RB25#0	20.87	1.48	-0.67	20.20	0.105	100.000	Pass
			10 MHz	MCH	QPSK	RB1#0	22.88	1.48	-0.67	22.21
RB1#25	22.83	1.48				-0.67	22.16	0.164	100.000	Pass
RB1#49	22.88	1.48				-0.67	22.21	0.166	100.000	Pass
RB25#0	21.87	1.48				-0.67	21.20	0.132	100.000	Pass
RB25#13	21.92	1.48				-0.67	21.25	0.133	100.000	Pass
RB25#25	21.88	1.48				-0.67	21.21	0.132	100.000	Pass
RB50#0	21.93	1.48				-0.67	21.26	0.134	100.000	Pass
16-QAM	RB1#0	22.24			1.48	-0.67	21.57	0.144	100.000	Pass
	RB1#25	22.25			1.48	-0.67	21.58	0.144	100.000	Pass
	RB1#49	22.22			1.48	-0.67	21.55	0.143	100.000	Pass
	RB25#0	20.94			1.48	-0.67	20.27	0.106	100.000	Pass
	RB25#13	20.97			1.48	-0.67	20.30	0.107	100.000	Pass
	RB25#25	20.94			1.48	-0.67	20.27	0.106	100.000	Pass
	RB50#0	20.92			1.48	-0.67	20.25	0.106	100.000	Pass

Test BW	Test Channel	Test Mode	Test RB (Size#Offset)	Conducted Output AV Power (dBm)	Antenna Gain (dBi)	EIRP (dBm)	EIRP (W)	Limit (W)	Verdict
LTE BAND30									
5 MHz	LCH	QPSK	RB1#0	22.73	1	23.73	0.236	0.250	Pass
			RB1#13	22.78	1	23.78	0.239	0.250	Pass
			RB1#24	22.77	1	23.77	0.238	0.250	Pass
			RB12#0	21.67	1	22.67	0.185	0.250	Pass
			RB12#6	21.78	1	22.78	0.190	0.250	Pass
			RB12#13	21.74	1	22.74	0.188	0.250	Pass
			RB25#0	21.75	1	22.75	0.188	0.250	Pass
		16-QAM	RB1#0	22.09	1	23.09	0.204	0.250	Pass
			RB1#13	22.19	1	23.19	0.208	0.250	Pass
			RB1#24	22.04	1	23.04	0.201	0.250	Pass
			RB12#0	20.68	1	21.68	0.147	0.250	Pass
			RB12#6	20.82	1	21.82	0.152	0.250	Pass
			RB12#13	20.81	1	21.81	0.152	0.250	Pass
			RB25#0	20.8	1	21.80	0.151	0.250	Pass
	MCH	QPSK	RB1#0	22.74	1	23.74	0.237	0.250	Pass
			RB1#13	22.81	1	23.81	0.240	0.250	Pass
			RB1#24	22.76	1	23.76	0.238	0.250	Pass
			RB12#0	21.68	1	22.68	0.185	0.250	Pass
			RB12#6	21.74	1	22.74	0.188	0.250	Pass
			RB12#13	21.68	1	22.68	0.185	0.250	Pass
			RB25#0	21.7	1	22.70	0.186	0.250	Pass
		16-QAM	RB1#0	22.05	1	23.05	0.202	0.250	Pass
			RB1#13	22.23	1	23.23	0.210	0.250	Pass
			RB1#24	22.05	1	23.05	0.202	0.250	Pass
			RB12#0	20.76	1	21.76	0.150	0.250	Pass
			RB12#6	20.79	1	21.79	0.151	0.250	Pass
			RB12#13	20.7	1	21.70	0.148	0.250	Pass
			RB25#0	20.7	1	21.70	0.148	0.250	Pass
	HCH	QPSK	RB1#0	22.68	1	23.68	0.233	0.250	Pass
			RB1#13	22.85	1	23.85	0.243	0.250	Pass
			RB1#24	22.68	1	23.68	0.233	0.250	Pass
			RB12#0	21.71	1	22.71	0.187	0.250	Pass
			RB12#6	21.75	1	22.75	0.188	0.250	Pass
			RB12#13	21.73	1	22.73	0.187	0.250	Pass
			RB25#0	21.75	1	22.75	0.188	0.250	Pass
		16-QAM	RB1#0	22.1	1	23.10	0.204	0.250	Pass
RB1#13			22.19	1	23.19	0.208	0.250	Pass	

Test BW	Test Channel	Test Mode	Test RB (Size#Offset)	Conducted Output AV Power (dBm)	Antenna Gain (dBi)	EIRP (dBm)	EIRP (W)	Limit (W)	Verdict
LTE BAND30									
10 MHz	MCH	QPSK	RB1#24	22.15	1	23.15	0.207	0.250	Pass
			RB12#0	20.85	1	21.85	0.153	0.250	Pass
			RB12#6	20.91	1	21.91	0.155	0.250	Pass
			RB12#13	20.83	1	21.83	0.152	0.250	Pass
			RB25#0	20.81	1	21.81	0.152	0.250	Pass
		16-QAM	RB1#0	22.6	1	23.60	0.229	0.250	Pass
			RB1#25	22.77	1	23.77	0.238	0.250	Pass
			RB1#49	22.65	1	23.65	0.232	0.250	Pass
			RB25#0	21.66	1	22.66	0.185	0.250	Pass
			RB25#13	21.77	1	22.77	0.189	0.250	Pass
			RB25#25	21.72	1	22.72	0.187	0.250	Pass
			RB50#0	21.68	1	22.68	0.185	0.250	Pass
			RB1#0	22.01	1	23.01	0.200	0.250	Pass
			RB1#25	22.19	1	23.19	0.208	0.250	Pass
RB1#49	22.32	1	23.32	0.215	0.250	Pass			
RB25#0	20.69	1	21.69	0.148	0.250	Pass			
RB25#13	20.8	1	21.80	0.151	0.250	Pass			
RB25#25	20.78	1	21.78	0.151	0.250	Pass			
RB50#0	20.69	1	21.69	0.148	0.250	Pass			

Test BW	Test Channel	Test Mode	Test RB (Size#Offset)	Conducted Output AV Power (dBm)	Antenna Gain (dBi)	EIRP (dBm)	EIRP (W)	Limit (W)	Verdict
LTE BAND66									
1.4 MHz	LCH	QPSK	RB1#0	23.05	1.25	24.30	0.269	1.000	Pass
			RB1#3	23.06	1.25	24.31	0.270	1.000	Pass
			RB1#5	23.07	1.25	24.32	0.270	1.000	Pass
			RB3#0	23.07	1.25	24.32	0.270	1.000	Pass
			RB3#2	23.05	1.25	24.30	0.269	1.000	Pass
			RB3#3	23.05	1.25	24.30	0.269	1.000	Pass
		RB6#0	22.05	1.25	23.30	0.214	1.000	Pass	
		16-QAM	RB1#0	22.32	1.25	23.57	0.228	1.000	Pass
			RB1#3	22.31	1.25	23.56	0.227	1.000	Pass
			RB1#5	22.26	1.25	23.51	0.224	1.000	Pass
			RB3#0	22.22	1.25	23.47	0.222	1.000	Pass
			RB3#2	22.21	1.25	23.46	0.222	1.000	Pass
	RB3#3		22.26	1.25	23.51	0.224	1.000	Pass	
	RB6#0	21.14	1.25	22.39	0.173	1.000	Pass		
	MCH	QPSK	RB1#0	23.24	1.25	24.49	0.281	1.000	Pass
			RB1#3	23.28	1.25	24.53	0.284	1.000	Pass
			RB1#5	23.21	1.25	24.46	0.279	1.000	Pass
			RB3#0	23.24	1.25	24.49	0.281	1.000	Pass
			RB3#2	23.23	1.25	24.48	0.281	1.000	Pass
			RB3#3	23.23	1.25	24.48	0.281	1.000	Pass
		RB6#0	22.27	1.25	23.52	0.225	1.000	Pass	
		16-QAM	RB1#0	22.52	1.25	23.77	0.238	1.000	Pass
			RB1#3	22.6	1.25	23.85	0.243	1.000	Pass
			RB1#5	22.43	1.25	23.68	0.233	1.000	Pass
			RB3#0	22.45	1.25	23.70	0.234	1.000	Pass
			RB3#2	22.42	1.25	23.67	0.233	1.000	Pass
	RB3#3		22.39	1.25	23.64	0.231	1.000	Pass	
	RB6#0	21.25	1.25	22.50	0.178	1.000	Pass		
	HCH	QPSK	RB1#0	23.31	1.25	24.56	0.286	1.000	Pass
			RB1#3	23.32	1.25	24.57	0.286	1.000	Pass
RB1#5			23.3	1.25	24.55	0.285	1.000	Pass	
RB3#0			23.25	1.25	24.50	0.282	1.000	Pass	
RB3#2			23.32	1.25	24.57	0.286	1.000	Pass	
RB3#3			23.29	1.25	24.54	0.284	1.000	Pass	
RB6#0		22.32	1.25	23.57	0.228	1.000	Pass		
16-QAM		RB1#0	22.66	1.25	23.91	0.246	1.000	Pass	
RB1#3	22.56	1.25	23.81	0.240	1.000	Pass			

Test BW	Test Channel	Test Mode	Test RB (Size#Offset)	Conducted Output AV Power (dBm)	Antenna Gain (dBi)	EIRP (dBm)	EIRP (W)	Limit (W)	Verdict
LTE BAND66									
3 MHz			RB1#5	22.61	1.25	23.86	0.243	1.000	Pass
			RB3#0	22.4	1.25	23.65	0.232	1.000	Pass
			RB3#2	22.53	1.25	23.78	0.239	1.000	Pass
			RB3#3	22.45	1.25	23.70	0.234	1.000	Pass
			RB6#0	21.43	1.25	22.68	0.185	1.000	Pass
	LCH	QPSK	RB1#0	23.01	1.25	24.26	0.267	1.000	Pass
			RB1#7	23.17	1.25	24.42	0.277	1.000	Pass
			RB1#14	22.99	1.25	24.24	0.265	1.000	Pass
			RB8#0	22.13	1.25	23.38	0.218	1.000	Pass
			RB8#4	22.18	1.25	23.43	0.220	1.000	Pass
			RB8#7	22.17	1.25	23.42	0.220	1.000	Pass
			RB15#0	22.15	1.25	23.40	0.219	1.000	Pass
		16-QAM	RB1#0	22.49	1.25	23.74	0.237	1.000	Pass
			RB1#7	22.65	1.25	23.90	0.245	1.000	Pass
			RB1#14	22.48	1.25	23.73	0.236	1.000	Pass
			RB8#0	21.24	1.25	22.49	0.177	1.000	Pass
			RB8#4	21.27	1.25	22.52	0.179	1.000	Pass
			RB8#7	21.24	1.25	22.49	0.177	1.000	Pass
	MCH	QPSK	RB1#0	23.24	1.25	24.49	0.281	1.000	Pass
			RB1#7	23.36	1.25	24.61	0.289	1.000	Pass
			RB1#14	23.23	1.25	24.48	0.281	1.000	Pass
			RB8#0	22.18	1.25	23.43	0.220	1.000	Pass
			RB8#4	22.31	1.25	23.56	0.227	1.000	Pass
			RB8#7	22.26	1.25	23.51	0.224	1.000	Pass
			RB15#0	22.24	1.25	23.49	0.223	1.000	Pass
		16-QAM	RB1#0	22.53	1.25	23.78	0.239	1.000	Pass
			RB1#7	22.6	1.25	23.85	0.243	1.000	Pass
			RB1#14	22.56	1.25	23.81	0.240	1.000	Pass
RB8#0			21.24	1.25	22.49	0.177	1.000	Pass	
RB8#4			21.43	1.25	22.68	0.185	1.000	Pass	
RB8#7			21.4	1.25	22.65	0.184	1.000	Pass	
HCH	QPSK	RB1#0	23.27	1.25	24.52	0.283	1.000	Pass	
		RB1#7	23.38	1.25	24.63	0.290	1.000	Pass	
		RB1#14	23.3	1.25	24.55	0.285	1.000	Pass	
		RB8#0	22.3	1.25	23.55	0.226	1.000	Pass	
		RB8#4	22.28	1.25	23.53	0.225	1.000	Pass	

Test BW	Test Channel	Test Mode	Test RB (Size#Offset)	Conducted Output AV Power (dBm)	Antenna Gain (dBi)	EIRP (dBm)	EIRP (W)	Limit (W)	Verdict		
LTE BAND66											
		16-QAM	RB8#7	22.36	1.25	23.61	0.230	1.000	Pass		
			RB15#0	22.27	1.25	23.52	0.225	1.000	Pass		
			RB1#0	22.54	1.25	23.79	0.239	1.000	Pass		
			RB1#7	22.71	1.25	23.96	0.249	1.000	Pass		
			RB1#14	22.65	1.25	23.90	0.245	1.000	Pass		
			RB8#0	21.37	1.25	22.62	0.183	1.000	Pass		
			RB8#4	21.39	1.25	22.64	0.184	1.000	Pass		
			RB8#7	21.48	1.25	22.73	0.187	1.000	Pass		
					RB15#0	21.32	1.25	22.57	0.181	1.000	Pass
		5 MHz	LCH	QPSK	RB1#0	23.04	1.25	24.29	0.269	1.000	Pass
					RB1#13	23.21	1.25	24.46	0.279	1.000	Pass
					RB1#24	23.21	1.25	24.46	0.279	1.000	Pass
					RB12#0	22.17	1.25	23.42	0.220	1.000	Pass
					RB12#6	22.2	1.25	23.45	0.221	1.000	Pass
					RB12#13	22.18	1.25	23.43	0.220	1.000	Pass
					RB25#0	22.16	1.25	23.41	0.219	1.000	Pass
				16-QAM	RB1#0	22.39	1.25	23.64	0.231	1.000	Pass
					RB1#13	22.61	1.25	23.86	0.243	1.000	Pass
					RB1#24	22.46	1.25	23.71	0.235	1.000	Pass
					RB12#0	21.23	1.25	22.48	0.177	1.000	Pass
					RB12#6	21.26	1.25	22.51	0.178	1.000	Pass
			RB12#13		21.25	1.25	22.50	0.178	1.000	Pass	
				RB25#0	21.2	1.25	22.45	0.176	1.000	Pass	
	MCH		QPSK	RB1#0	23.25	1.25	24.50	0.282	1.000	Pass	
					RB1#13	23.3	1.25	24.55	0.285	1.000	Pass
					RB1#24	23.27	1.25	24.52	0.283	1.000	Pass
					RB12#0	22.22	1.25	23.47	0.222	1.000	Pass
					RB12#6	22.37	1.25	23.62	0.230	1.000	Pass
					RB12#13	22.3	1.25	23.55	0.226	1.000	Pass
					RB25#0	22.23	1.25	23.48	0.223	1.000	Pass
				16-QAM	RB1#0	22.72	1.25	23.97	0.249	1.000	Pass
					RB1#13	22.82	1.25	24.07	0.255	1.000	Pass
					RB1#24	22.63	1.25	23.88	0.244	1.000	Pass
			RB12#0		21.25	1.25	22.50	0.178	1.000	Pass	
			RB12#6		21.39	1.25	22.64	0.184	1.000	Pass	
		RB12#13	21.36		1.25	22.61	0.182	1.000	Pass		
			RB25#0	21.22	1.25	22.47	0.177	1.000	Pass		
	HCH	QPSK	RB1#0	23.29	1.25	24.54	0.284	1.000	Pass		

Test BW	Test Channel	Test Mode	Test RB (Size#Offset)	Conducted Output AV Power (dBm)	Antenna Gain (dBi)	EIRP (dBm)	EIRP (W)	Limit (W)	Verdict
LTE BAND66									
			RB1#13	23.4	1.25	24.65	0.292	1.000	Pass
			RB1#24	23.24	1.25	24.49	0.281	1.000	Pass
			RB12#0	22.23	1.25	23.48	0.223	1.000	Pass
			RB12#6	22.36	1.25	23.61	0.230	1.000	Pass
			RB12#13	22.37	1.25	23.62	0.230	1.000	Pass
			RB25#0	22.33	1.25	23.58	0.228	1.000	Pass
		16-QAM	RB1#0	22.62	1.25	23.87	0.244	1.000	Pass
			RB1#13	22.85	1.25	24.10	0.257	1.000	Pass
			RB1#24	22.66	1.25	23.91	0.246	1.000	Pass
			RB12#0	21.27	1.25	22.52	0.179	1.000	Pass
			RB12#6	21.42	1.25	22.67	0.185	1.000	Pass
			RB12#13	21.38	1.25	22.63	0.183	1.000	Pass
			RB25#0	21.35	1.25	22.60	0.182	1.000	Pass
			10 MHz	LCH	QPSK	RB1#0	23.03	1.25	24.28
RB1#25	23.21	1.25				24.46	0.279	1.000	Pass
RB1#49	23.14	1.25				24.39	0.275	1.000	Pass
RB25#0	22.1	1.25				23.35	0.216	1.000	Pass
RB25#13	22.21	1.25				23.46	0.222	1.000	Pass
RB25#25	22.17	1.25				23.42	0.220	1.000	Pass
16-QAM	RB50#0	22.21			1.25	23.46	0.222	1.000	Pass
	RB1#0	22.53			1.25	23.78	0.239	1.000	Pass
	RB1#25	22.55			1.25	23.80	0.240	1.000	Pass
	RB1#49	22.47			1.25	23.72	0.236	1.000	Pass
	RB25#0	21.1			1.25	22.35	0.172	1.000	Pass
	RB25#13	21.25			1.25	22.50	0.178	1.000	Pass
	RB25#25	21.22			1.25	22.47	0.177	1.000	Pass
	RB50#0	21.22			1.25	22.47	0.177	1.000	Pass
10 MHz	MCH	QPSK	RB1#0	23.2	1.25	24.45	0.279	1.000	Pass
			RB1#25	23.33	1.25	24.58	0.287	1.000	Pass
			RB1#49	23.24	1.25	24.49	0.281	1.000	Pass
			RB25#0	22.25	1.25	23.50	0.224	1.000	Pass
			RB25#13	22.28	1.25	23.53	0.225	1.000	Pass
			RB25#25	22.32	1.25	23.57	0.228	1.000	Pass
		16-QAM	RB50#0	22.22	1.25	23.47	0.222	1.000	Pass
			RB1#0	22.6	1.25	23.85	0.243	1.000	Pass
			RB1#25	22.62	1.25	23.87	0.244	1.000	Pass
			RB1#49	22.52	1.25	23.77	0.238	1.000	Pass
			RB25#0	21.26	1.25	22.51	0.178	1.000	Pass

Test BW	Test Channel	Test Mode	Test RB (Size#Offset)	Conducted Output AV Power (dBm)	Antenna Gain (dBi)	EIRP (dBm)	EIRP (W)	Limit (W)	Verdict
LTE BAND66									
15 MHz	HCH	QPSK	RB25#13	21.28	1.25	22.53	0.179	1.000	Pass
			RB25#25	21.36	1.25	22.61	0.182	1.000	Pass
			RB50#0	21.25	1.25	22.50	0.178	1.000	Pass
		QPSK	RB1#0	23.25	1.25	24.50	0.282	1.000	Pass
			RB1#25	23.33	1.25	24.58	0.287	1.000	Pass
			RB1#49	23.3	1.25	24.55	0.285	1.000	Pass
			RB25#0	22.25	1.25	23.50	0.224	1.000	Pass
			RB25#13	22.27	1.25	23.52	0.225	1.000	Pass
			RB25#25	22.35	1.25	23.60	0.229	1.000	Pass
		16-QAM	RB50#0	22.23	1.25	23.48	0.223	1.000	Pass
			RB1#0	22.62	1.25	23.87	0.244	1.000	Pass
			RB1#25	22.67	1.25	23.92	0.247	1.000	Pass
			RB1#49	22.55	1.25	23.80	0.240	1.000	Pass
			RB25#0	21.31	1.25	22.56	0.180	1.000	Pass
			RB25#13	21.33	1.25	22.58	0.181	1.000	Pass
	LCH	QPSK	RB25#25	21.39	1.25	22.64	0.184	1.000	Pass
			RB50#0	21.25	1.25	22.50	0.178	1.000	Pass
			RB1#0	23.03	1.25	24.28	0.268	1.000	Pass
			RB1#38	22.97	1.25	24.22	0.264	1.000	Pass
			RB1#74	23.05	1.25	24.30	0.269	1.000	Pass
			RB36#0	21.96	1.25	23.21	0.209	1.000	Pass
RB36#19			22.09	1.25	23.34	0.216	1.000	Pass	
16-QAM		RB36#39	22.11	1.25	23.36	0.217	1.000	Pass	
		RB75#0	22.1	1.25	23.35	0.216	1.000	Pass	
		RB1#0	22.42	1.25	23.67	0.233	1.000	Pass	
		RB1#38	22.65	1.25	23.90	0.245	1.000	Pass	
		RB1#74	22.45	1.25	23.70	0.234	1.000	Pass	
		RB36#0	21.03	1.25	22.28	0.169	1.000	Pass	
		RB36#19	21.1	1.25	22.35	0.172	1.000	Pass	
		RB36#39	21.12	1.25	22.37	0.173	1.000	Pass	
MCH	QPSK	RB75#0	21.09	1.25	22.34	0.171	1.000	Pass	
		RB1#0	23.07	1.25	24.32	0.270	1.000	Pass	
		RB1#38	23.16	1.25	24.41	0.276	1.000	Pass	
		RB1#74	23.11	1.25	24.36	0.273	1.000	Pass	
		RB36#0	22.11	1.25	23.36	0.217	1.000	Pass	
		RB36#19	22.1	1.25	23.35	0.216	1.000	Pass	
		RB36#39	22.19	1.25	23.44	0.221	1.000	Pass	
RB75#0	22.11	1.25	23.36	0.217	1.000	Pass			

Test BW	Test Channel	Test Mode	Test RB (Size#Offset)	Conducted Output AV Power (dBm)	Antenna Gain (dBi)	EIRP (dBm)	EIRP (W)	Limit (W)	Verdict	
LTE BAND66										
20 MHz		16-QAM	RB1#0	22.45	1.25	23.70	0.234	1.000	Pass	
			RB1#38	22.51	1.25	23.76	0.238	1.000	Pass	
			RB1#74	22.54	1.25	23.79	0.239	1.000	Pass	
			RB36#0	21.14	1.25	22.39	0.173	1.000	Pass	
			RB36#19	21.13	1.25	22.38	0.173	1.000	Pass	
			RB36#39	21.22	1.25	22.47	0.177	1.000	Pass	
			RB75#0	21.1	1.25	22.35	0.172	1.000	Pass	
		HCH	QPSK	RB1#0	23.05	1.25	24.30	0.269	1.000	Pass
				RB1#38	23.14	1.25	24.39	0.275	1.000	Pass
				RB1#74	23.08	1.25	24.33	0.271	1.000	Pass
				RB36#0	22.13	1.25	23.38	0.218	1.000	Pass
				RB36#19	22.2	1.25	23.45	0.221	1.000	Pass
				RB36#39	22.21	1.25	23.46	0.222	1.000	Pass
				RB75#0	22.22	1.25	23.47	0.222	1.000	Pass
	16-QAM		RB1#0	22.45	1.25	23.70	0.234	1.000	Pass	
			RB1#38	22.42	1.25	23.67	0.233	1.000	Pass	
			RB1#74	22.44	1.25	23.69	0.234	1.000	Pass	
			RB36#0	21.2	1.25	22.45	0.176	1.000	Pass	
			RB36#19	21.26	1.25	22.51	0.178	1.000	Pass	
			RB36#39	21.27	1.25	22.52	0.179	1.000	Pass	
			RB75#0	21.22	1.25	22.47	0.177	1.000	Pass	
	LCH	QPSK	RB1#0	23.02	1.25	24.27	0.267	1.000	Pass	
			RB1#50	23.03	1.25	24.28	0.268	1.000	Pass	
			RB1#99	23.09	1.25	24.34	0.272	1.000	Pass	
			RB50#0	21.99	1.25	23.24	0.211	1.000	Pass	
			RB50#25	22.11	1.25	23.36	0.217	1.000	Pass	
			RB50#50	22.11	1.25	23.36	0.217	1.000	Pass	
			RB100#0	22.12	1.25	23.37	0.217	1.000	Pass	
16-QAM		RB1#0	22.46	1.25	23.71	0.235	1.000	Pass		
		RB1#50	22.41	1.25	23.66	0.232	1.000	Pass		
		RB1#99	22.55	1.25	23.80	0.240	1.000	Pass		
		RB50#0	20.96	1.25	22.21	0.166	1.000	Pass		
		RB50#25	21.14	1.25	22.39	0.173	1.000	Pass		
		RB50#50	21.15	1.25	22.40	0.174	1.000	Pass		
		RB100#0	21.1	1.25	22.35	0.172	1.000	Pass		
MCH	QPSK	RB1#0	23.14	1.25	24.39	0.275	1.000	Pass		
		RB1#50	23.13	1.25	24.38	0.274	1.000	Pass		
		RB1#99	23.11	1.25	24.36	0.273	1.000	Pass		

Test BW	Test Channel	Test Mode	Test RB (Size#Offset)	Conducted Output AV Power (dBm)	Antenna Gain (dBi)	EIRP (dBm)	EIRP (W)	Limit (W)	Verdict		
LTE BAND66											
			RB50#0	22.15	1.25	23.40	0.219	1.000	Pass		
			RB50#25	22.12	1.25	23.37	0.217	1.000	Pass		
			RB50#50	22.17	1.25	23.42	0.220	1.000	Pass		
			RB100#0	22.12	1.25	23.37	0.217	1.000	Pass		
		16-QAM		RB1#0	22.51	1.25	23.76	0.238	1.000	Pass	
				RB1#50	22.68	1.25	23.93	0.247	1.000	Pass	
			RB1#99	22.39	1.25	23.64	0.231	1.000	Pass		
			RB50#0	21.14	1.25	22.39	0.173	1.000	Pass		
			RB50#25	21.14	1.25	22.39	0.173	1.000	Pass		
			RB50#50	21.22	1.25	22.47	0.177	1.000	Pass		
			RB100#0	21.14	1.25	22.39	0.173	1.000	Pass		
			QPSK		RB1#0	23.05	1.25	24.30	0.269	1.000	Pass
					RB1#50	23.2	1.25	24.45	0.279	1.000	Pass
					RB1#99	23.02	1.25	24.27	0.267	1.000	Pass
	RB50#0	22.14			1.25	23.39	0.218	1.000	Pass		
	RB50#25	22.21			1.25	23.46	0.222	1.000	Pass		
	RB50#50	22.19			1.25	23.44	0.221	1.000	Pass		
	16-QAM		RB100#0	22.12	1.25	23.37	0.217	1.000	Pass		
			RB1#0	22.44	1.25	23.69	0.234	1.000	Pass		
			RB1#50	22.39	1.25	23.64	0.231	1.000	Pass		
			RB1#99	22.38	1.25	23.63	0.231	1.000	Pass		
			RB50#0	21.15	1.25	22.40	0.174	1.000	Pass		
			RB50#25	21.53	1.25	22.78	0.190	1.000	Pass		
			RB50#50	20.82	1.25	22.07	0.161	1.000	Pass		
			RB100#0	21.13	1.25	22.38	0.173	1.000	Pass		

Test BW	Test Channel	Test Mode	Test RB (Size#Offset)	Conducted Output AV Power (dBm)	Antenna Gain (dBi)	ERP (dBm)	EIRP (W)	Limit (W)	Verdict
LTE BAND71									
5 MHz	LCH	QPSK	RB1#0	22.39	0.74	20.98	0.125	3.000	Pass
			RB1#13	22.54	0.74	21.13	0.130	3.000	Pass
			RB1#24	22.44	0.74	21.03	0.127	3.000	Pass
			RB12#0	21.36	0.74	19.95	0.099	3.000	Pass
			RB12#6	21.48	0.74	20.07	0.102	3.000	Pass
			RB12#13	21.41	0.74	20.00	0.100	3.000	Pass
			RB25#0	21.42	0.74	20.01	0.100	3.000	Pass
		16-QAM	RB1#0	21.75	0.74	20.34	0.108	3.000	Pass
			RB1#13	22.08	0.74	20.67	0.117	3.000	Pass
			RB1#24	21.73	0.74	20.32	0.108	3.000	Pass
			RB12#0	20.41	0.74	19.00	0.079	3.000	Pass
			RB12#6	20.51	0.74	19.10	0.081	3.000	Pass
			RB12#13	20.48	0.74	19.07	0.081	3.000	Pass
			RB25#0	20.44	0.74	19.03	0.080	3.000	Pass
	MCH	QPSK	RB1#0	22.38	0.74	20.97	0.125	3.000	Pass
			RB1#13	22.45	0.74	21.04	0.127	3.000	Pass
			RB1#24	22.36	0.74	20.95	0.124	3.000	Pass
			RB12#0	21.35	0.74	19.94	0.099	3.000	Pass
			RB12#6	21.46	0.74	20.05	0.101	3.000	Pass
			RB12#13	21.4	0.74	19.99	0.100	3.000	Pass
			RB25#0	21.34	0.74	19.93	0.098	3.000	Pass
		16-QAM	RB1#0	21.8	0.74	20.39	0.109	3.000	Pass
			RB1#13	21.93	0.74	20.52	0.113	3.000	Pass
			RB1#24	21.81	0.74	20.40	0.110	3.000	Pass
			RB12#0	20.43	0.74	19.02	0.080	3.000	Pass
			RB12#6	20.54	0.74	19.13	0.082	3.000	Pass
			RB12#13	20.49	0.74	19.08	0.081	3.000	Pass
			RB25#0	20.4	0.74	18.99	0.079	3.000	Pass
	HCH	QPSK	RB1#0	22.32	0.74	20.91	0.123	3.000	Pass
			RB1#13	22.51	0.74	21.10	0.129	3.000	Pass
RB1#24			22.38	0.74	20.97	0.125	3.000	Pass	
RB12#0			21.33	0.74	19.92	0.098	3.000	Pass	
RB12#6			21.4	0.74	19.99	0.100	3.000	Pass	
RB12#13			21.39	0.74	19.98	0.100	3.000	Pass	
RB25#0			21.37	0.74	19.96	0.099	3.000	Pass	
16-QAM		RB1#0	21.77	0.74	20.36	0.109	3.000	Pass	
		RB1#13	21.76	0.74	20.35	0.108	3.000	Pass	

Test BW	Test Channel	Test Mode	Test RB (Size#Offset)	Conducted Output AV Power (dBm)	Antenna Gain (dBi)	ERP (dBm)	EIRP (W)	Limit (W)	Verdict
LTE BAND71									
10 MHz			RB1#24	21.67	0.74	20.26	0.106	3.000	Pass
			RB12#0	20.38	0.74	18.97	0.079	3.000	Pass
			RB12#6	20.48	0.74	19.07	0.081	3.000	Pass
			RB12#13	20.41	0.74	19.00	0.079	3.000	Pass
			RB25#0	20.44	0.74	19.03	0.080	3.000	Pass
	LCH	QPSK	RB1#0	22.41	0.74	21.00	0.126	3.000	Pass
			RB1#25	22.39	0.74	20.98	0.125	3.000	Pass
			RB1#49	22.41	0.74	21.00	0.126	3.000	Pass
			RB25#0	21.43	0.74	20.02	0.100	3.000	Pass
			RB25#13	21.51	0.74	20.10	0.102	3.000	Pass
			RB25#25	21.45	0.74	20.04	0.101	3.000	Pass
		RB50#0	21.48	0.74	20.07	0.102	3.000	Pass	
		16-QAM	RB1#0	21.89	0.74	20.48	0.112	3.000	Pass
			RB1#25	21.92	0.74	20.51	0.112	3.000	Pass
			RB1#49	21.86	0.74	20.45	0.111	3.000	Pass
			RB25#0	20.47	0.74	19.06	0.081	3.000	Pass
			RB25#13	20.55	0.74	19.14	0.082	3.000	Pass
			RB25#25	20.53	0.74	19.12	0.082	3.000	Pass
	RB50#0	20.52	0.74	19.11	0.081	3.000	Pass		
	MCH	QPSK	RB1#0	22.35	0.74	20.94	0.124	3.000	Pass
			RB1#25	22.46	0.74	21.05	0.127	3.000	Pass
			RB1#49	22.44	0.74	21.03	0.127	3.000	Pass
			RB25#0	21.4	0.74	19.99	0.100	3.000	Pass
			RB25#13	21.38	0.74	19.97	0.099	3.000	Pass
			RB25#25	21.43	0.74	20.02	0.100	3.000	Pass
		RB50#0	21.4	0.74	19.99	0.100	3.000	Pass	
		16-QAM	RB1#0	21.7	0.74	20.29	0.107	3.000	Pass
			RB1#25	21.67	0.74	20.26	0.106	3.000	Pass
RB1#49			21.75	0.74	20.34	0.108	3.000	Pass	
RB25#0			20.47	0.74	19.06	0.081	3.000	Pass	
RB25#13			20.47	0.74	19.06	0.081	3.000	Pass	
RB25#25			20.51	0.74	19.10	0.081	3.000	Pass	
RB50#0	20.4	0.74	18.99	0.079	3.000	Pass			
HCH	QPSK	RB1#0	22.41	0.74	21.00	0.126	3.000	Pass	
		RB1#25	22.44	0.74	21.03	0.127	3.000	Pass	
		RB1#49	22.36	0.74	20.95	0.124	3.000	Pass	
		RB25#0	21.34	0.74	19.93	0.098	3.000	Pass	
		RB25#13	21.47	0.74	20.06	0.101	3.000	Pass	

Test BW	Test Channel	Test Mode	Test RB (Size#Offset)	Conducted Output AV Power (dBm)	Antenna Gain (dBi)	ERP (dBm)	EIRP (W)	Limit (W)	Verdict		
LTE BAND71											
		16-QAM	RB25#25	21.39	0.74	19.98	0.100	3.000	Pass		
			RB50#0	21.41	0.74	20.00	0.100	3.000	Pass		
			RB1#0	21.85	0.74	20.44	0.111	3.000	Pass		
			RB1#25	21.68	0.74	20.27	0.106	3.000	Pass		
			RB1#49	21.8	0.74	20.39	0.109	3.000	Pass		
			RB25#0	20.44	0.74	19.03	0.080	3.000	Pass		
			RB25#13	20.49	0.74	19.08	0.081	3.000	Pass		
			RB25#25	20.47	0.74	19.06	0.081	3.000	Pass		
		15 MHz	LCH	QPSK	RB1#0	22.2	0.74	20.79	0.120	3.000	Pass
					RB1#38	22.19	0.74	20.78	0.120	3.000	Pass
					RB1#74	22.11	0.74	20.70	0.117	3.000	Pass
					RB36#0	21.3	0.74	19.89	0.097	3.000	Pass
					RB36#19	21.37	0.74	19.96	0.099	3.000	Pass
					RB36#39	21.33	0.74	19.92	0.098	3.000	Pass
					RB75#0	21.32	0.74	19.91	0.098	3.000	Pass
				16-QAM	RB1#0	21.51	0.74	20.10	0.102	3.000	Pass
RB1#38	21.55	0.74	20.14		0.103	3.000	Pass				
RB1#74	21.63	0.74	20.22		0.105	3.000	Pass				
RB36#0	20.31	0.74	18.90		0.078	3.000	Pass				
RB36#19	20.37	0.74	18.96		0.079	3.000	Pass				
RB36#39	20.34	0.74	18.93		0.078	3.000	Pass				
RB75#0	20.41	0.74	19.00		0.079	3.000	Pass				
MCH	QPSK	RB1#0	22.26	0.74	20.85	0.122	3.000	Pass			
		RB1#38	22.35	0.74	20.94	0.124	3.000	Pass			
		RB1#74	22.24	0.74	20.83	0.121	3.000	Pass			
		RB36#0	21.31	0.74	19.90	0.098	3.000	Pass			
		RB36#19	21.27	0.74	19.86	0.097	3.000	Pass			
		RB36#39	21.3	0.74	19.89	0.097	3.000	Pass			
		RB75#0	21.29	0.74	19.88	0.097	3.000	Pass			
	16-QAM	RB1#0	21.64	0.74	20.23	0.105	3.000	Pass			
		RB1#38	21.7	0.74	20.29	0.107	3.000	Pass			
		RB1#74	21.57	0.74	20.16	0.104	3.000	Pass			
		RB36#0	20.32	0.74	18.91	0.078	3.000	Pass			
		RB36#19	20.31	0.74	18.90	0.078	3.000	Pass			
		RB36#39	20.35	0.74	18.94	0.078	3.000	Pass			
		RB75#0	20.3	0.74	18.89	0.077	3.000	Pass			
HCH	QPSK	RB1#0	22.29	0.74	20.88	0.122	3.000	Pass			

Test BW	Test Channel	Test Mode	Test RB (Size#Offset)	Conducted Output AV Power (dBm)	Antenna Gain (dBi)	ERP (dBm)	EIRP (W)	Limit (W)	Verdict
LTE BAND71									
			RB1#38	22.22	0.74	20.81	0.121	3.000	Pass
			RB1#74	22.2	0.74	20.79	0.120	3.000	Pass
			RB36#0	21.25	0.74	19.84	0.096	3.000	Pass
			RB36#19	21.33	0.74	19.92	0.098	3.000	Pass
			RB36#39	21.28	0.74	19.87	0.097	3.000	Pass
			RB75#0	21.22	0.74	19.81	0.096	3.000	Pass
		16-QAM	RB1#0	21.3	0.74	19.89	0.097	3.000	Pass
			RB1#38	21.51	0.74	20.10	0.102	3.000	Pass
			RB1#74	21.47	0.74	20.06	0.101	3.000	Pass
			RB36#0	20.28	0.74	18.87	0.077	3.000	Pass
			RB36#19	20.36	0.74	18.95	0.079	3.000	Pass
			RB36#39	20.33	0.74	18.92	0.078	3.000	Pass
			RB75#0	20.27	0.74	18.86	0.077	3.000	Pass
			20 MHz	LCH	QPSK	RB1#0	22.29	0.74	20.88
RB1#50	22.34	0.74				20.93	0.124	3.000	Pass
RB1#99	22.32	0.74				20.91	0.123	3.000	Pass
RB50#0	21.31	0.74				19.90	0.098	3.000	Pass
RB50#25	21.38	0.74				19.97	0.099	3.000	Pass
RB50#50	21.38	0.74				19.97	0.099	3.000	Pass
16-QAM	RB100#0	21.42			0.74	20.01	0.100	3.000	Pass
	RB1#0	21.74			0.74	20.33	0.108	3.000	Pass
	RB1#50	21.83			0.74	20.42	0.110	3.000	Pass
	RB1#99	21.81			0.74	20.40	0.110	3.000	Pass
	RB50#0	20.3			0.74	18.89	0.077	3.000	Pass
	RB50#25	20.42			0.74	19.01	0.080	3.000	Pass
	RB50#50	20.42			0.74	19.01	0.080	3.000	Pass
	RB100#0	20.4			0.74	18.99	0.079	3.000	Pass
20 MHz	MCH	QPSK	RB1#0	22.24	0.74	20.83	0.121	3.000	Pass
			RB1#50	22.26	0.74	20.85	0.122	3.000	Pass
			RB1#99	22.25	0.74	20.84	0.121	3.000	Pass
			RB50#0	21.32	0.74	19.91	0.098	3.000	Pass
			RB50#25	21.36	0.74	19.95	0.099	3.000	Pass
			RB50#50	21.28	0.74	19.87	0.097	3.000	Pass
		16-QAM	RB100#0	21.27	0.74	19.86	0.097	3.000	Pass
			RB1#0	21.67	0.74	20.26	0.106	3.000	Pass
			RB1#50	21.73	0.74	20.32	0.108	3.000	Pass
			RB1#99	21.59	0.74	20.18	0.104	3.000	Pass
			RB50#0	20.33	0.74	18.92	0.078	3.000	Pass

Test BW	Test Channel	Test Mode	Test RB (Size#Offset)	Conducted Output AV Power (dBm)	Antenna Gain (dBi)	ERP (dBm)	EIRP (W)	Limit (W)	Verdict		
LTE BAND71											
			RB50#25	20.36	0.74	18.95	0.079	3.000	Pass		
			RB50#50	20.32	0.74	18.91	0.078	3.000	Pass		
			RB100#0	20.29	0.74	18.88	0.077	3.000	Pass		
	HCH	QPSK	RB1#0	22.18	0.74	20.77	0.119	3.000	Pass		
			RB1#50	22.21	0.74	20.80	0.120	3.000	Pass		
			RB1#99	22.18	0.74	20.77	0.119	3.000	Pass		
			RB50#0	21.27	0.74	19.86	0.097	3.000	Pass		
			RB50#25	21.24	0.74	19.83	0.096	3.000	Pass		
			RB50#50	21.3	0.74	19.89	0.097	3.000	Pass		
			RB100#0	21.25	0.74	19.84	0.096	3.000	Pass		
			16-QAM	RB1#0	21.54	0.74	20.13	0.103	3.000	Pass	
				RB1#50	21.45	0.74	20.04	0.101	3.000	Pass	
		RB1#99		21.49	0.74	20.08	0.102	3.000	Pass		
		RB50#0		20.34	0.74	18.93	0.078	3.000	Pass		
		RB50#25		20.29	0.74	18.88	0.077	3.000	Pass		
		RB50#50		20.35	0.74	18.94	0.078	3.000	Pass		
					RB100#0	20.3	0.74	18.89	0.077	3.000	Pass

Test BW	Test Channel	Test Mode	Test RB (Size#Offset)	Conducted Output AV Power (dBm)	Antenna Gain (dBi)	EIRP (dBm)	EIRP (W)	Limit (W)	Verdict
LTE BAND38									
5 MHz	LCH	QPSK	RB1#0	22.55	1.01	23.56	0.227	2.000	Pass
			RB1#13	22.63	1.01	23.64	0.231	2.000	Pass
			RB1#24	22.59	1.01	23.60	0.229	2.000	Pass
			RB12#0	21.58	1.01	22.59	0.182	2.000	Pass
			RB12#6	21.64	1.01	22.65	0.184	2.000	Pass
			RB12#13	21.61	1.01	22.62	0.183	2.000	Pass
		RB25#0	21.61	1.01	22.62	0.183	2.000	Pass	
		16-QAM	RB1#0	21.87	1.01	22.88	0.194	2.000	Pass
			RB1#13	22	1.01	23.01	0.200	2.000	Pass
			RB1#24	21.84	1.01	22.85	0.193	2.000	Pass
			RB12#0	20.6	1.01	21.61	0.145	2.000	Pass
			RB12#6	20.65	1.01	21.66	0.147	2.000	Pass
	RB12#13		20.61	1.01	21.62	0.145	2.000	Pass	
	RB25#0	20.58	1.01	21.59	0.144	2.000	Pass		
	MCH	QPSK	RB1#0	22.5	1.01	23.51	0.224	2.000	Pass
			RB1#13	22.66	1.01	23.67	0.233	2.000	Pass
			RB1#24	22.52	1.01	23.53	0.225	2.000	Pass
			RB12#0	21.59	1.01	22.60	0.182	2.000	Pass
			RB12#6	21.62	1.01	22.63	0.183	2.000	Pass
			RB12#13	21.56	1.01	22.57	0.181	2.000	Pass
		RB25#0	21.56	1.01	22.57	0.181	2.000	Pass	
		16-QAM	RB1#0	21.97	1.01	22.98	0.199	2.000	Pass
			RB1#13	22.21	1.01	23.22	0.210	2.000	Pass
			RB1#24	21.98	1.01	22.99	0.199	2.000	Pass
			RB12#0	20.68	1.01	21.69	0.148	2.000	Pass
			RB12#6	20.72	1.01	21.73	0.149	2.000	Pass
	RB12#13		20.71	1.01	21.72	0.149	2.000	Pass	
	RB25#0	20.57	1.01	21.58	0.144	2.000	Pass		
	HCH	QPSK	RB1#0	22.51	1.01	23.52	0.225	2.000	Pass
			RB1#13	22.49	1.01	23.50	0.224	2.000	Pass
			RB1#24	22.48	1.01	23.49	0.223	2.000	Pass
			RB12#0	21.47	1.01	22.48	0.177	2.000	Pass
			RB12#6	21.48	1.01	22.49	0.177	2.000	Pass
			RB12#13	21.47	1.01	22.48	0.177	2.000	Pass
		RB25#0	21.47	1.01	22.48	0.177	2.000	Pass	
		16-QAM	RB1#0	21.81	1.01	22.82	0.191	2.000	Pass
RB1#13	21.94		1.01	22.95	0.197	2.000	Pass		

Test BW	Test Channel	Test Mode	Test RB (Size#Offset)	Conducted Output AV Power (dBm)	Antenna Gain (dBi)	EIRP (dBm)	EIRP (W)	Limit (W)	Verdict
LTE BAND38									
10 MHz			RB1#24	21.78	1.01	22.79	0.190	2.000	Pass
			RB12#0	20.52	1.01	21.53	0.142	2.000	Pass
			RB12#6	20.57	1.01	21.58	0.144	2.000	Pass
			RB12#13	20.53	1.01	21.54	0.143	2.000	Pass
			RB25#0	20.46	1.01	21.47	0.140	2.000	Pass
	LCH	QPSK	RB1#0	22.55	1.01	23.56	0.227	2.000	Pass
			RB1#25	22.7	1.01	23.71	0.235	2.000	Pass
			RB1#49	22.65	1.01	23.66	0.232	2.000	Pass
			RB25#0	21.67	1.01	22.68	0.185	2.000	Pass
			RB25#13	21.67	1.01	22.68	0.185	2.000	Pass
			RB25#25	21.64	1.01	22.65	0.184	2.000	Pass
			RB50#0	21.64	1.01	22.65	0.184	2.000	Pass
		16-QAM	RB1#0	21.87	1.01	22.88	0.194	2.000	Pass
			RB1#25	22.02	1.01	23.03	0.201	2.000	Pass
			RB1#49	21.98	1.01	22.99	0.199	2.000	Pass
			RB25#0	20.65	1.01	21.66	0.147	2.000	Pass
			RB25#13	20.72	1.01	21.73	0.149	2.000	Pass
			RB25#25	20.68	1.01	21.69	0.148	2.000	Pass
			RB50#0	20.67	1.01	21.68	0.147	2.000	Pass
	MCH	QPSK	RB1#0	22.53	1.01	23.54	0.226	2.000	Pass
			RB1#25	22.55	1.01	23.56	0.227	2.000	Pass
			RB1#49	22.49	1.01	23.50	0.224	2.000	Pass
			RB25#0	21.52	1.01	22.53	0.179	2.000	Pass
			RB25#13	21.65	1.01	22.66	0.185	2.000	Pass
			RB25#25	21.62	1.01	22.63	0.183	2.000	Pass
			RB50#0	21.5	1.01	22.51	0.178	2.000	Pass
		16-QAM	RB1#0	21.89	1.01	22.90	0.195	2.000	Pass
			RB1#25	21.87	1.01	22.88	0.194	2.000	Pass
			RB1#49	21.91	1.01	22.92	0.196	2.000	Pass
			RB25#0	20.53	1.01	21.54	0.143	2.000	Pass
RB25#13			20.66	1.01	21.67	0.147	2.000	Pass	
RB25#25			20.59	1.01	21.60	0.145	2.000	Pass	
RB50#0			20.52	1.01	21.53	0.142	2.000	Pass	
HCH	QPSK	RB1#0	22.46	1.01	23.47	0.222	2.000	Pass	
		RB1#25	22.45	1.01	23.46	0.222	2.000	Pass	
		RB1#49	22.35	1.01	23.36	0.217	2.000	Pass	
		RB25#0	21.48	1.01	22.49	0.177	2.000	Pass	
		RB25#13	21.52	1.01	22.53	0.179	2.000	Pass	

Test BW	Test Channel	Test Mode	Test RB (Size#Offset)	Conducted Output AV Power (dBm)	Antenna Gain (dBi)	EIRP (dBm)	EIRP (W)	Limit (W)	Verdict		
LTE BAND38											
		16-QAM	RB25#25	21.48	1.01	22.49	0.177	2.000	Pass		
			RB50#0	21.46	1.01	22.47	0.177	2.000	Pass		
			RB1#0	21.78	1.01	22.79	0.190	2.000	Pass		
			RB1#25	21.84	1.01	22.85	0.193	2.000	Pass		
			RB1#49	21.82	1.01	22.83	0.192	2.000	Pass		
			RB25#0	20.47	1.01	21.48	0.141	2.000	Pass		
			RB25#13	20.48	1.01	21.49	0.141	2.000	Pass		
			RB25#25	20.44	1.01	21.45	0.140	2.000	Pass		
					RB50#0	20.52	1.01	21.53	0.142	2.000	Pass
		15 MHz	LCH	QPSK	RB1#0	22.27	1.01	23.28	0.213	2.000	Pass
					RB1#38	22.35	1.01	23.36	0.217	2.000	Pass
					RB1#74	22.31	1.01	23.32	0.215	2.000	Pass
					RB36#0	21.46	1.01	22.47	0.177	2.000	Pass
					RB36#19	21.46	1.01	22.47	0.177	2.000	Pass
					RB36#39	21.49	1.01	22.50	0.178	2.000	Pass
							RB75#0	21.45	1.01	22.46	0.176
				16-QAM	RB1#0	21.67	1.01	22.68	0.185	2.000	Pass
					RB1#38	21.75	1.01	22.76	0.189	2.000	Pass
					RB1#74	21.74	1.01	22.75	0.188	2.000	Pass
					RB36#0	20.5	1.01	21.51	0.142	2.000	Pass
					RB36#19	20.49	1.01	21.50	0.141	2.000	Pass
			RB36#39		20.53	1.01	21.54	0.143	2.000	Pass	
				RB75#0	20.51	1.01	21.52	0.142	2.000	Pass	
	MCH		QPSK	RB1#0	22.18	1.01	23.19	0.208	2.000	Pass	
					RB1#38	22.24	1.01	23.25	0.211	2.000	Pass
					RB1#74	22.2	1.01	23.21	0.209	2.000	Pass
					RB36#0	21.3	1.01	22.31	0.170	2.000	Pass
					RB36#19	21.32	1.01	22.33	0.171	2.000	Pass
					RB36#39	21.38	1.01	22.39	0.173	2.000	Pass
					RB75#0	21.28	1.01	22.29	0.169	2.000	Pass
				16-QAM	RB1#0	21.56	1.01	22.57	0.181	2.000	Pass
					RB1#38	21.56	1.01	22.57	0.181	2.000	Pass
					RB1#74	21.56	1.01	22.57	0.181	2.000	Pass
			RB36#0		20.34	1.01	21.35	0.136	2.000	Pass	
			RB36#19		20.31	1.01	21.32	0.136	2.000	Pass	
		RB36#39	20.44		1.01	21.45	0.140	2.000	Pass		
			RB75#0	20.35	1.01	21.36	0.137	2.000	Pass		
	HCH	QPSK	RB1#0	22.2	1.01	23.21	0.209	2.000	Pass		

Test BW	Test Channel	Test Mode	Test RB (Size#Offset)	Conducted Output AV Power (dBm)	Antenna Gain (dBi)	EIRP (dBm)	EIRP (W)	Limit (W)	Verdict	
LTE BAND38										
			RB1#38	22.19	1.01	23.20	0.209	2.000	Pass	
			RB1#74	22.13	1.01	23.14	0.206	2.000	Pass	
			RB36#0	21.2	1.01	22.21	0.166	2.000	Pass	
			RB36#19	21.28	1.01	22.29	0.169	2.000	Pass	
			RB36#39	21.29	1.01	22.30	0.170	2.000	Pass	
			RB75#0	21.22	1.01	22.23	0.167	2.000	Pass	
		16-QAM	RB1#0	21.56	1.01	22.57	0.181	2.000	Pass	
			RB1#38	21.65	1.01	22.66	0.185	2.000	Pass	
			RB1#74	21.5	1.01	22.51	0.178	2.000	Pass	
			RB36#0	20.25	1.01	21.26	0.134	2.000	Pass	
			RB36#19	20.33	1.01	21.34	0.136	2.000	Pass	
			RB36#39	20.29	1.01	21.30	0.135	2.000	Pass	
			RB75#0	20.2	1.01	21.21	0.132	2.000	Pass	
			20 MHz	LCH	QPSK	RB1#0	22.31	1.01	23.32	0.215
RB1#50	22.39	1.01				23.40	0.219	2.000	Pass	
RB1#99	22.36	1.01				23.37	0.217	2.000	Pass	
RB50#0	21.42	1.01				22.43	0.175	2.000	Pass	
RB50#25	21.46	1.01				22.47	0.177	2.000	Pass	
RB50#50	21.5	1.01				22.51	0.178	2.000	Pass	
16-QAM	RB100#0	21.47			1.01	22.48	0.177	2.000	Pass	
	RB1#0	21.7			1.01	22.71	0.187	2.000	Pass	
	RB1#50	21.74			1.01	22.75	0.188	2.000	Pass	
	RB1#99	21.76			1.01	22.77	0.189	2.000	Pass	
	RB50#0	20.46			1.01	21.47	0.140	2.000	Pass	
	RB50#25	20.48			1.01	21.49	0.141	2.000	Pass	
MCH	QPSK	RB50#50			20.47	1.01	21.48	0.141	2.000	Pass
		RB100#0			20.47	1.01	21.48	0.141	2.000	Pass
		RB1#0	22.25	1.01	23.26	0.212	2.000	Pass		
		RB1#50	22.52	1.01	23.53	0.225	2.000	Pass		
	16-QAM	RB1#99	22.23	1.01	23.24	0.211	2.000	Pass		
		RB50#0	21.31	1.01	22.32	0.171	2.000	Pass		
		RB50#25	21.34	1.01	22.35	0.172	2.000	Pass		
		RB50#50	21.35	1.01	22.36	0.172	2.000	Pass		
	RB100#0	21.3	1.01	22.31	0.170	2.000	Pass			
	RB1#0	21.65	1.01	22.66	0.185	2.000	Pass			
	RB1#50	21.78	1.01	22.79	0.190	2.000	Pass			
	RB1#99	21.66	1.01	22.67	0.185	2.000	Pass			
			RB50#0	20.32	1.01	21.33	0.136	2.000	Pass	

Test BW	Test Channel	Test Mode	Test RB (Size#Offset)	Conducted Output AV Power (dBm)	Antenna Gain (dBi)	EIRP (dBm)	EIRP (W)	Limit (W)	Verdict		
LTE BAND38											
			RB50#25	20.34	1.01	21.35	0.136	2.000	Pass		
			RB50#50	20.39	1.01	21.40	0.138	2.000	Pass		
			RB100#0	20.29	1.01	21.30	0.135	2.000	Pass		
	HCH	QPSK	RB1#0	22.12	1.01	23.13	0.206	2.000	Pass		
			RB1#50	22.11	1.01	23.12	0.205	2.000	Pass		
			RB1#99	22.02	1.01	23.03	0.201	2.000	Pass		
			RB50#0	21.17	1.01	22.18	0.165	2.000	Pass		
			RB50#25	21.17	1.01	22.18	0.165	2.000	Pass		
			RB50#50	21.23	1.01	22.24	0.167	2.000	Pass		
			RB100#0	21.17	1.01	22.18	0.165	2.000	Pass		
			16-QAM	RB1#0	21.5	1.01	22.51	0.178	2.000	Pass	
				RB1#50	21.6	1.01	22.61	0.182	2.000	Pass	
		RB1#99		21.37	1.01	22.38	0.173	2.000	Pass		
		RB50#0		20.19	1.01	21.20	0.132	2.000	Pass		
		RB50#25		20.19	1.01	21.20	0.132	2.000	Pass		
		RB50#50		20.25	1.01	21.26	0.134	2.000	Pass		
					RB100#0	20.16	1.01	21.17	0.131	2.000	Pass

Test BW	Test Channel	Test Mode	Test RB (Size#Offset)	Conducted Output AV Power (dBm)	Antenna Gain (dBi)	EIRP (dBm)	EIRP (W)	Limit (W)	Verdict
LTE BAND41									
5 MHz	LCH	QPSK	RB1#0	22.91	1.13	24.04	0.254	2.000	Pass
			RB1#13	23.01	1.13	24.14	0.259	2.000	Pass
			RB1#24	22.94	1.13	24.07	0.255	2.000	Pass
			RB12#0	21.89	1.13	23.02	0.200	2.000	Pass
			RB12#6	21.96	1.13	23.09	0.204	2.000	Pass
			RB12#13	21.9	1.13	23.03	0.201	2.000	Pass
			RB25#0	21.87	1.13	23.00	0.200	2.000	Pass
		16-QAM	RB1#0	22.2	1.13	23.33	0.215	2.000	Pass
			RB1#13	22.27	1.13	23.40	0.219	2.000	Pass
			RB1#24	22.23	1.13	23.36	0.217	2.000	Pass
			RB12#0	21.03	1.13	22.16	0.164	2.000	Pass
			RB12#6	21.07	1.13	22.20	0.166	2.000	Pass
			RB12#13	21.02	1.13	22.15	0.164	2.000	Pass
			RB25#0	20.94	1.13	22.07	0.161	2.000	Pass
	MCH	QPSK	RB1#0	23	1.13	24.13	0.259	2.000	Pass
			RB1#13	23.11	1.13	24.24	0.265	2.000	Pass
			RB1#24	23.03	1.13	24.16	0.261	2.000	Pass
			RB12#0	22.04	1.13	23.17	0.207	2.000	Pass
			RB12#6	22.12	1.13	23.25	0.211	2.000	Pass
			RB12#13	22.05	1.13	23.18	0.208	2.000	Pass
			RB25#0	22.06	1.13	23.19	0.208	2.000	Pass
		16-QAM	RB1#0	22.5	1.13	23.63	0.231	2.000	Pass
			RB1#13	22.61	1.13	23.74	0.237	2.000	Pass
			RB1#24	22.45	1.13	23.58	0.228	2.000	Pass
			RB12#0	21.19	1.13	22.32	0.171	2.000	Pass
			RB12#6	21.22	1.13	22.35	0.172	2.000	Pass
			RB12#13	21.2	1.13	22.33	0.171	2.000	Pass
			RB25#0	21.03	1.13	22.16	0.164	2.000	Pass
	HCH	QPSK	RB1#0	22.96	1.13	24.09	0.256	2.000	Pass
			RB1#13	23.07	1.13	24.20	0.263	2.000	Pass
RB1#24			22.99	1.13	24.12	0.258	2.000	Pass	
RB12#0			21.89	1.13	23.02	0.200	2.000	Pass	
RB12#6			21.9	1.13	23.03	0.201	2.000	Pass	
RB12#13			22.01	1.13	23.14	0.206	2.000	Pass	
RB25#0			21.89	1.13	23.02	0.200	2.000	Pass	
16-QAM		RB1#0	22.24	1.13	23.37	0.217	2.000	Pass	
		RB1#13	22.45	1.13	23.58	0.228	2.000	Pass	

Test BW	Test Channel	Test Mode	Test RB (Size#Offset)	Conducted Output AV Power (dBm)	Antenna Gain (dBi)	EIRP (dBm)	EIRP (W)	Limit (W)	Verdict
LTE BAND41									
10 MHz			RB1#24	22.3	1.13	23.43	0.220	2.000	Pass
			RB12#0	21.01	1.13	22.14	0.164	2.000	Pass
			RB12#6	21.02	1.13	22.15	0.164	2.000	Pass
			RB12#13	21.07	1.13	22.20	0.166	2.000	Pass
			RB25#0	20.91	1.13	22.04	0.160	2.000	Pass
	LCH	QPSK	RB1#0	22.77	1.13	23.90	0.245	2.000	Pass
			RB1#25	22.87	1.13	24.00	0.251	2.000	Pass
			RB1#49	22.81	1.13	23.94	0.248	2.000	Pass
			RB25#0	21.94	1.13	23.07	0.203	2.000	Pass
			RB25#13	21.96	1.13	23.09	0.204	2.000	Pass
			RB25#25	21.92	1.13	23.05	0.202	2.000	Pass
			RB50#0	21.92	1.13	23.05	0.202	2.000	Pass
		16-QAM	RB1#0	22.13	1.13	23.26	0.212	2.000	Pass
			RB1#25	22.19	1.13	23.32	0.215	2.000	Pass
			RB1#49	22.17	1.13	23.30	0.214	2.000	Pass
			RB25#0	20.98	1.13	22.11	0.163	2.000	Pass
			RB25#13	20.97	1.13	22.10	0.162	2.000	Pass
			RB25#25	20.96	1.13	22.09	0.162	2.000	Pass
			RB50#0	20.93	1.13	22.06	0.161	2.000	Pass
	MCH	QPSK	RB1#0	22.99	1.13	24.12	0.258	2.000	Pass
			RB1#25	23.05	1.13	24.18	0.262	2.000	Pass
			RB1#49	22.97	1.13	24.10	0.257	2.000	Pass
			RB25#0	22.05	1.13	23.18	0.208	2.000	Pass
			RB25#13	22.12	1.13	23.25	0.211	2.000	Pass
			RB25#25	22.1	1.13	23.23	0.210	2.000	Pass
			RB50#0	22.06	1.13	23.19	0.208	2.000	Pass
		16-QAM	RB1#0	22.36	1.13	23.49	0.223	2.000	Pass
			RB1#25	22.44	1.13	23.57	0.228	2.000	Pass
			RB1#49	22.41	1.13	23.54	0.226	2.000	Pass
			RB25#0	21.07	1.13	22.20	0.166	2.000	Pass
RB25#13			21.15	1.13	22.28	0.169	2.000	Pass	
RB25#25			21.13	1.13	22.26	0.168	2.000	Pass	
RB50#0			21.05	1.13	22.18	0.165	2.000	Pass	
HCH	QPSK	RB1#0	22.87	1.13	24.00	0.251	2.000	Pass	
		RB1#25	23.02	1.13	24.15	0.260	2.000	Pass	
		RB1#49	22.94	1.13	24.07	0.255	2.000	Pass	
		RB25#0	21.84	1.13	22.97	0.198	2.000	Pass	
		RB25#13	21.98	1.13	23.11	0.205	2.000	Pass	

Test BW	Test Channel	Test Mode	Test RB (Size#Offset)	Conducted Output AV Power (dBm)	Antenna Gain (dBi)	EIRP (dBm)	EIRP (W)	Limit (W)	Verdict		
LTE BAND41											
		16-QAM	RB25#25	21.99	1.13	23.12	0.205	2.000	Pass		
			RB50#0	21.96	1.13	23.09	0.204	2.000	Pass		
			RB1#0	22.19	1.13	23.32	0.215	2.000	Pass		
			RB1#25	22.38	1.13	23.51	0.224	2.000	Pass		
			RB1#49	22.3	1.13	23.43	0.220	2.000	Pass		
			RB25#0	20.9	1.13	22.03	0.160	2.000	Pass		
			RB25#13	21.05	1.13	22.18	0.165	2.000	Pass		
			RB25#25	21.01	1.13	22.14	0.164	2.000	Pass		
				QPSK	RB1#0	22.62	1.13	23.75	0.237	2.000	Pass
					RB1#38	22.68	1.13	23.81	0.240	2.000	Pass
					RB1#74	22.66	1.13	23.79	0.239	2.000	Pass
					RB36#0	21.68	1.13	22.81	0.191	2.000	Pass
					RB36#19	21.82	1.13	22.95	0.197	2.000	Pass
					RB36#39	21.8	1.13	22.93	0.196	2.000	Pass
					RB75#0	21.79	1.13	22.92	0.196	2.000	Pass
					16-QAM	RB1#0	21.97	1.13	23.10	0.204	2.000
		RB1#38	22.02	1.13		23.15	0.207	2.000	Pass		
		RB1#74	21.86	1.13		22.99	0.199	2.000	Pass		
		RB36#0	20.73	1.13		21.86	0.153	2.000	Pass		
		RB36#19	20.86	1.13		21.99	0.158	2.000	Pass		
		RB36#39	20.81	1.13		21.94	0.156	2.000	Pass		
		RB75#0	20.79	1.13		21.92	0.156	2.000	Pass		
15 MHz	LCH	QPSK	RB1#0	22.76	1.13	23.89	0.245	2.000	Pass		
			RB1#38	22.84	1.13	23.97	0.249	2.000	Pass		
			RB1#74	22.86	1.13	23.99	0.251	2.000	Pass		
			RB36#0	21.84	1.13	22.97	0.198	2.000	Pass		
			RB36#19	21.92	1.13	23.05	0.202	2.000	Pass		
			RB36#39	21.95	1.13	23.08	0.203	2.000	Pass		
			RB75#0	21.96	1.13	23.09	0.204	2.000	Pass		
				16-QAM	RB1#0	22.22	1.13	23.35	0.216	2.000	Pass
					RB1#38	22.26	1.13	23.39	0.218	2.000	Pass
					RB1#74	22.23	1.13	23.36	0.217	2.000	Pass
					RB36#0	20.85	1.13	21.98	0.158	2.000	Pass
					RB36#19	20.93	1.13	22.06	0.161	2.000	Pass
					RB36#39	20.97	1.13	22.10	0.162	2.000	Pass
					RB75#0	20.99	1.13	22.12	0.163	2.000	Pass
					HCH	QPSK	RB1#0	22.72	1.13	23.85	0.243

Test BW	Test Channel	Test Mode	Test RB (Size#Offset)	Conducted Output AV Power (dBm)	Antenna Gain (dBi)	EIRP (dBm)	EIRP (W)	Limit (W)	Verdict	
LTE BAND41										
			RB1#38	22.78	1.13	23.91	0.246	2.000	Pass	
			RB1#74	22.82	1.13	23.95	0.248	2.000	Pass	
			RB36#0	21.72	1.13	22.85	0.193	2.000	Pass	
			RB36#19	21.83	1.13	22.96	0.198	2.000	Pass	
			RB36#39	21.86	1.13	22.99	0.199	2.000	Pass	
			RB75#0	21.82	1.13	22.95	0.197	2.000	Pass	
		16-QAM	RB1#0	22.06	1.13	23.19	0.208	2.000	Pass	
			RB1#38	22.16	1.13	23.29	0.213	2.000	Pass	
			RB1#74	22.13	1.13	23.26	0.212	2.000	Pass	
			RB36#0	20.76	1.13	21.89	0.155	2.000	Pass	
			RB36#19	20.9	1.13	22.03	0.160	2.000	Pass	
			RB36#39	20.87	1.13	22.00	0.158	2.000	Pass	
			RB75#0	20.85	1.13	21.98	0.158	2.000	Pass	
			20 MHz	LCH	QPSK	RB1#0	22.66	1.13	23.79	0.239
RB1#50	22.68	1.13				23.81	0.240	2.000	Pass	
RB1#99	22.78	1.13				23.91	0.246	2.000	Pass	
RB50#0	21.82	1.13				22.95	0.197	2.000	Pass	
RB50#25	21.84	1.13				22.97	0.198	2.000	Pass	
RB50#50	21.86	1.13				22.99	0.199	2.000	Pass	
16-QAM	RB100#0	21.84			1.13	22.97	0.198	2.000	Pass	
	RB1#0	22.16			1.13	23.29	0.213	2.000	Pass	
	RB1#50	22.19			1.13	23.32	0.215	2.000	Pass	
	RB1#99	22.06			1.13	23.19	0.208	2.000	Pass	
	RB50#0	20.82			1.13	21.95	0.157	2.000	Pass	
	RB50#25	20.85			1.13	21.98	0.158	2.000	Pass	
MCH	QPSK	RB50#50			20.84	1.13	21.97	0.157	2.000	Pass
		RB100#0			20.86	1.13	21.99	0.158	2.000	Pass
		RB1#0	22.87	1.13	24.00	0.251	2.000	Pass		
		RB1#50	22.9	1.13	24.03	0.253	2.000	Pass		
		RB1#99	22.9	1.13	24.03	0.253	2.000	Pass		
		RB50#0	21.89	1.13	23.02	0.200	2.000	Pass		
	16-QAM	RB50#25	21.97	1.13	23.10	0.204	2.000	Pass		
		RB50#50	21.96	1.13	23.09	0.204	2.000	Pass		
RB100#0		21.97	1.13	23.10	0.204	2.000	Pass			
RB1#0		22.24	1.13	23.37	0.217	2.000	Pass			
			RB1#50	22.69	1.13	23.82	0.241	2.000	Pass	
			RB1#99	22.26	1.13	23.39	0.218	2.000	Pass	
			RB50#0	20.87	1.13	22.00	0.158	2.000	Pass	

Test BW	Test Channel	Test Mode	Test RB (Size#Offset)	Conducted Output AV Power (dBm)	Antenna Gain (dBi)	EIRP (dBm)	EIRP (W)	Limit (W)	Verdict			
LTE BAND41												
			RB50#25	20.98	1.13	22.11	0.163	2.000	Pass			
			RB50#50	20.96	1.13	22.09	0.162	2.000	Pass			
			RB100#0	20.98	1.13	22.11	0.163	2.000	Pass			
		HCH	QPSK	RB1#0	22.68	1.13	23.81	0.240	2.000	Pass		
				RB1#50	22.76	1.13	23.89	0.245	2.000	Pass		
				RB1#99	22.84	1.13	23.97	0.249	2.000	Pass		
				RB50#0	21.72	1.13	22.85	0.193	2.000	Pass		
				RB50#25	21.84	1.13	22.97	0.198	2.000	Pass		
				RB50#50	21.86	1.13	22.99	0.199	2.000	Pass		
				RB100#0	21.82	1.13	22.95	0.197	2.000	Pass		
				16-QAM	RB1#0	21.99	1.13	23.12	0.205	2.000	Pass	
					RB1#50	22.2	1.13	23.33	0.215	2.000	Pass	
			RB1#99		22.21	1.13	23.34	0.216	2.000	Pass		
			RB50#0		20.7	1.13	21.83	0.152	2.000	Pass		
			RB50#25		20.88	1.13	22.01	0.159	2.000	Pass		
			RB50#50		20.93	1.13	22.06	0.161	2.000	Pass		
						RB100#0	20.83	1.13	21.96	0.157	2.000	Pass

Test BW	Test Channel	Test Mode	Test RB (Size#Offset)	Conducted Output AV Power (dBm)	Antenna Gain (dBi)	EIRP (dBm)	EIRP (W)	Limit (W)	Verdict
LTE BAND42									
5 MHz	LCH	QPSK	RB1#0	20.95	1.44	22.39	0.173	1.000	Pass
			RB1#13	21.03	1.44	22.47	0.177	1.000	Pass
			RB1#24	20.95	1.44	22.39	0.173	1.000	Pass
			RB12#0	20.02	1.44	21.46	0.140	1.000	Pass
			RB12#6	19.99	1.44	21.43	0.139	1.000	Pass
			RB12#13	19.97	1.44	21.41	0.138	1.000	Pass
		RB25#0	19.95	1.44	21.39	0.138	1.000	Pass	
		16-QAM	RB1#0	20.44	1.44	21.88	0.154	1.000	Pass
			RB1#13	20.51	1.44	21.95	0.157	1.000	Pass
			RB1#24	20.41	1.44	21.85	0.153	1.000	Pass
			RB12#0	18.96	1.44	20.40	0.110	1.000	Pass
			RB12#6	18.87	1.44	20.31	0.107	1.000	Pass
	RB12#13		18.89	1.44	20.33	0.108	1.000	Pass	
	RB25#0	18.95	1.44	20.39	0.109	1.000	Pass		
	MCH	QPSK	RB1#0	20.9	1.44	22.34	0.171	1.000	Pass
			RB1#13	20.99	1.44	22.43	0.175	1.000	Pass
			RB1#24	20.88	1.44	22.32	0.171	1.000	Pass
			RB12#0	19.88	1.44	21.32	0.136	1.000	Pass
			RB12#6	19.89	1.44	21.33	0.136	1.000	Pass
			RB12#13	19.87	1.44	21.31	0.135	1.000	Pass
		RB25#0	19.86	1.44	21.30	0.135	1.000	Pass	
		16-QAM	RB1#0	20.17	1.44	21.61	0.145	1.000	Pass
			RB1#13	20.29	1.44	21.73	0.149	1.000	Pass
			RB1#24	20.15	1.44	21.59	0.144	1.000	Pass
			RB12#0	18.94	1.44	20.38	0.109	1.000	Pass
			RB12#6	18.99	1.44	20.43	0.110	1.000	Pass
	RB12#13		18.95	1.44	20.39	0.109	1.000	Pass	
	RB25#0	18.88	1.44	20.32	0.108	1.000	Pass		
	HCH	QPSK	RB1#0	20.87	1.44	22.31	0.170	1.000	Pass
			RB1#13	20.96	1.44	22.40	0.174	1.000	Pass
			RB1#24	20.92	1.44	22.36	0.172	1.000	Pass
			RB12#0	19.9	1.44	21.34	0.136	1.000	Pass
			RB12#6	19.94	1.44	21.38	0.137	1.000	Pass
			RB12#13	19.91	1.44	21.35	0.136	1.000	Pass
		RB25#0	19.9	1.44	21.34	0.136	1.000	Pass	
		16-QAM	RB1#0	20.3	1.44	21.74	0.149	1.000	Pass
RB1#13			20.29	1.44	21.73	0.149	1.000	Pass	
RB1#24	20.17		1.44	21.61	0.145	1.000	Pass		

Test BW	Test Channel	Test Mode	Test RB (Size#Offset)	Conducted Output AV Power (dBm)	Antenna Gain (dBi)	EIRP (dBm)	EIRP (W)	Limit (W)	Verdict
LTE BAND42									
10 MHz			RB12#0	18.98	1.44	20.42	0.110	1.000	Pass
			RB12#6	19.04	1.44	20.48	0.112	1.000	Pass
			RB12#13	19	1.44	20.44	0.111	1.000	Pass
			RB25#0	18.87	1.44	20.31	0.107	1.000	Pass
	LCH	QPSK	RB1#0	20.89	1.44	22.33	0.171	1.000	Pass
			RB1#25	20.92	1.44	22.36	0.172	1.000	Pass
			RB1#49	20.95	1.44	22.39	0.173	1.000	Pass
			RB25#0	19.97	1.44	21.41	0.138	1.000	Pass
			RB25#13	19.96	1.44	21.40	0.138	1.000	Pass
			RB25#25	20.03	1.44	21.47	0.140	1.000	Pass
		16-QAM	RB50#0	19.97	1.44	21.41	0.138	1.000	Pass
			RB1#0	20.27	1.44	21.71	0.148	1.000	Pass
			RB1#25	20.16	1.44	21.60	0.145	1.000	Pass
			RB1#49	20.34	1.44	21.78	0.151	1.000	Pass
			RB25#0	19	1.44	20.44	0.111	1.000	Pass
			RB25#13	18.97	1.44	20.41	0.110	1.000	Pass
	MCH	QPSK	RB25#25	18.99	1.44	20.43	0.110	1.000	Pass
			RB50#0	18.97	1.44	20.41	0.110	1.000	Pass
			RB1#0	20.86	1.44	22.30	0.170	1.000	Pass
			RB1#25	20.87	1.44	22.31	0.170	1.000	Pass
			RB1#49	20.81	1.44	22.25	0.168	1.000	Pass
			RB25#0	19.89	1.44	21.33	0.136	1.000	Pass
		16-QAM	RB25#13	19.92	1.44	21.36	0.137	1.000	Pass
			RB25#25	19.9	1.44	21.34	0.136	1.000	Pass
			RB50#0	19.89	1.44	21.33	0.136	1.000	Pass
			RB1#0	20.2	1.44	21.64	0.146	1.000	Pass
			RB1#25	20.26	1.44	21.70	0.148	1.000	Pass
			RB1#49	20.17	1.44	21.61	0.145	1.000	Pass
	HCH	QPSK	RB25#0	18.95	1.44	20.39	0.109	1.000	Pass
			RB25#13	18.97	1.44	20.41	0.110	1.000	Pass
RB25#25			18.92	1.44	20.36	0.109	1.000	Pass	
RB50#0			18.9	1.44	20.34	0.108	1.000	Pass	
RB1#0			20.87	1.44	22.31	0.170	1.000	Pass	
RB1#25			20.92	1.44	22.36	0.172	1.000	Pass	
			RB1#49	20.84	1.44	22.28	0.169	1.000	Pass
			RB25#0	19.92	1.44	21.36	0.137	1.000	Pass
			RB25#13	19.98	1.44	21.42	0.139	1.000	Pass
			RB25#25	19.92	1.44	21.36	0.137	1.000	Pass

Test BW	Test Channel	Test Mode	Test RB (Size#Offset)	Conducted Output AV Power (dBm)	Antenna Gain (dBi)	EIRP (dBm)	EIRP (W)	Limit (W)	Verdict
LTE BAND42									
15 MHz		16-QAM	RB50#0	19.93	1.44	21.37	0.137	1.000	Pass
			RB1#0	20.23	1.44	21.67	0.147	1.000	Pass
			RB1#25	20.27	1.44	21.71	0.148	1.000	Pass
			RB1#49	20.3	1.44	21.74	0.149	1.000	Pass
			RB25#0	18.99	1.44	20.43	0.110	1.000	Pass
			RB25#13	19	1.44	20.44	0.111	1.000	Pass
			RB25#25	19	1.44	20.44	0.111	1.000	Pass
			RB50#0	18.94	1.44	20.38	0.109	1.000	Pass
	LCH	QPSK	RB1#0	20.73	1.44	22.17	0.165	1.000	Pass
			RB1#38	20.87	1.44	22.31	0.170	1.000	Pass
			RB1#74	20.98	1.44	22.42	0.175	1.000	Pass
			RB36#0	19.87	1.44	21.31	0.135	1.000	Pass
			RB36#19	19.96	1.44	21.40	0.138	1.000	Pass
			RB36#39	19.97	1.44	21.41	0.138	1.000	Pass
			RB75#0	19.9	1.44	21.34	0.136	1.000	Pass
		16-QAM	RB1#0	20.15	1.44	21.59	0.144	1.000	Pass
			RB1#38	20.27	1.44	21.71	0.148	1.000	Pass
			RB1#74	20.4	1.44	21.84	0.153	1.000	Pass
			RB36#0	18.89	1.44	20.33	0.108	1.000	Pass
			RB36#19	18.99	1.44	20.43	0.110	1.000	Pass
			RB36#39	18.99	1.44	20.43	0.110	1.000	Pass
			RB75#0	18.98	1.44	20.42	0.110	1.000	Pass
	MCH	QPSK	RB1#0	20.7	1.44	22.14	0.164	1.000	Pass
			RB1#38	20.68	1.44	22.12	0.163	1.000	Pass
			RB1#74	20.64	1.44	22.08	0.161	1.000	Pass
			RB36#0	19.78	1.44	21.22	0.132	1.000	Pass
			RB36#19	19.76	1.44	21.20	0.132	1.000	Pass
			RB36#39	19.77	1.44	21.21	0.132	1.000	Pass
RB75#0			19.75	1.44	21.19	0.132	1.000	Pass	
16-QAM		RB1#0	20.03	1.44	21.47	0.140	1.000	Pass	
		RB1#38	20.13	1.44	21.57	0.144	1.000	Pass	
		RB1#74	20.05	1.44	21.49	0.141	1.000	Pass	
		RB36#0	18.83	1.44	20.27	0.106	1.000	Pass	
		RB36#19	18.82	1.44	20.26	0.106	1.000	Pass	
		RB36#39	18.82	1.44	20.26	0.106	1.000	Pass	
		RB75#0	18.8	1.44	20.24	0.106	1.000	Pass	
HCH	QPSK	RB1#0	20.64	1.44	22.08	0.161	1.000	Pass	
		RB1#38	20.74	1.44	22.18	0.165	1.000	Pass	

Test BW	Test Channel	Test Mode	Test RB (Size#Offset)	Conducted Output AV Power (dBm)	Antenna Gain (dBi)	EIRP (dBm)	EIRP (W)	Limit (W)	Verdict		
LTE BAND42											
			RB1#74	20.7	1.44	22.14	0.164	1.000	Pass		
			RB36#0	19.82	1.44	21.26	0.134	1.000	Pass		
			RB36#19	19.8	1.44	21.24	0.133	1.000	Pass		
			RB36#39	19.8	1.44	21.24	0.133	1.000	Pass		
			RB75#0	19.82	1.44	21.26	0.134	1.000	Pass		
			16-QAM	RB1#0	20.04	1.44	21.48	0.141	1.000	Pass	
			RB1#38	20.01	1.44	21.45	0.140	1.000	Pass		
			RB1#74	20.07	1.44	21.51	0.142	1.000	Pass		
		RB36#0	18.83	1.44	20.27	0.106	1.000	Pass			
		RB36#19	18.82	1.44	20.26	0.106	1.000	Pass			
		RB36#39	18.85	1.44	20.29	0.107	1.000	Pass			
		RB75#0	18.8	1.44	20.24	0.106	1.000	Pass			
		20 MHz	LCH	QPSK	RB1#0	20.81	1.44	22.25	0.168	1.000	Pass
					RB1#50	20.92	1.44	22.36	0.172	1.000	Pass
					RB1#99	21.23	1.44	22.67	0.185	1.000	Pass
					RB50#0	19.92	1.44	21.36	0.137	1.000	Pass
RB50#25	20.04				1.44	21.48	0.141	1.000	Pass		
RB50#50	20.06				1.44	21.50	0.141	1.000	Pass		
RB100#0	20.03			1.44	21.47	0.140	1.000	Pass			
16-QAM	RB1#0			20.23	1.44	21.67	0.147	1.000	Pass		
	RB1#50			20.57	1.44	22.01	0.159	1.000	Pass		
	RB1#99			20.57	1.44	22.01	0.159	1.000	Pass		
	RB50#0			18.92	1.44	20.36	0.109	1.000	Pass		
	RB50#25			19.02	1.44	20.46	0.111	1.000	Pass		
	RB50#50		19.08	1.44	20.52	0.113	1.000	Pass			
RB100#0	19.03		1.44	20.47	0.111	1.000	Pass				
MCH	QPSK		RB1#0	20.74	1.44	22.18	0.165	1.000	Pass		
			RB1#50	20.73	1.44	22.17	0.165	1.000	Pass		
			RB1#99	20.7	1.44	22.14	0.164	1.000	Pass		
			RB50#0	19.82	1.44	21.26	0.134	1.000	Pass		
			RB50#25	19.82	1.44	21.26	0.134	1.000	Pass		
			RB50#50	19.79	1.44	21.23	0.133	1.000	Pass		
	RB100#0		19.8	1.44	21.24	0.133	1.000	Pass			
	16-QAM		RB1#0	20.17	1.44	21.61	0.145	1.000	Pass		
			RB1#50	20.2	1.44	21.64	0.146	1.000	Pass		
			RB1#99	20.04	1.44	21.48	0.141	1.000	Pass		
		RB50#0	18.84	1.44	20.28	0.107	1.000	Pass			
		RB50#25	18.84	1.44	20.28	0.107	1.000	Pass			
RB50#50		18.84	1.44	20.28	0.107	1.000	Pass				

Test BW	Test Channel	Test Mode	Test RB (Size#Offset)	Conducted Output AV Power (dBm)	Antenna Gain (dBi)	EIRP (dBm)	EIRP (W)	Limit (W)	Verdict
LTE BAND42									
			RB50#50	18.82	1.44	20.26	0.106	1.000	Pass
			RB100#0	18.81	1.44	20.25	0.106	1.000	Pass
		QPSK	RB1#0	20.68	1.44	22.12	0.163	1.000	Pass
			RB1#50	20.63	1.44	22.07	0.161	1.000	Pass
			RB1#99	20.7	1.44	22.14	0.164	1.000	Pass
			RB50#0	19.77	1.44	21.21	0.132	1.000	Pass
			RB50#25	19.8	1.44	21.24	0.133	1.000	Pass
			RB50#50	19.8	1.44	21.24	0.133	1.000	Pass
			RB100#0	19.76	1.44	21.20	0.132	1.000	Pass
			16-QAM	RB1#0	20.08	1.44	21.52	0.142	1.000
		RB1#50		20.04	1.44	21.48	0.141	1.000	Pass
		RB1#99		20.08	1.44	21.52	0.142	1.000	Pass
		RB50#0		18.77	1.44	20.21	0.105	1.000	Pass
		RB50#25		18.81	1.44	20.25	0.106	1.000	Pass
		RB50#50		18.81	1.44	20.25	0.106	1.000	Pass
					RB100#0	18.78	1.44	20.22	0.105

Test BW	Test Channel	Test Mode	Test RB (Size#Offset)	Conducted Output AV Power (dBm)	Antenna Gain (dBi)	EIRP (dBm)	EIRP (W)	Limit (W)	Verdict
LTE BAND43									
5 MHz	LCH	QPSK	RB1#0	21.46	1.12	22.58	0.181	1.000	Pass
			RB1#13	21.47	1.12	22.59	0.182	1.000	Pass
			RB1#24	21.44	1.12	22.56	0.180	1.000	Pass
			RB12#0	20.45	1.12	21.57	0.144	1.000	Pass
			RB12#6	20.43	1.12	21.55	0.143	1.000	Pass
			RB12#13	20.38	1.12	21.50	0.141	1.000	Pass
		RB25#0	20.36	1.12	21.48	0.141	1.000	Pass	
		16-QAM	RB1#0	20.87	1.12	21.99	0.158	1.000	Pass
			RB1#13	20.85	1.12	21.97	0.157	1.000	Pass
			RB1#24	20.76	1.12	21.88	0.154	1.000	Pass
			RB12#0	19.51	1.12	20.63	0.116	1.000	Pass
			RB12#6	19.46	1.12	20.58	0.114	1.000	Pass
	RB12#13		19.44	1.12	20.56	0.114	1.000	Pass	
	RB25#0	19.42	1.12	20.54	0.113	1.000	Pass		
	MCH	QPSK	RB1#0	21.41	1.12	22.53	0.179	1.000	Pass
			RB1#13	21.5	1.12	22.62	0.183	1.000	Pass
			RB1#24	21.44	1.12	22.56	0.180	1.000	Pass
			RB12#0	20.45	1.12	21.57	0.144	1.000	Pass
			RB12#6	20.5	1.12	21.62	0.145	1.000	Pass
			RB12#13	20.46	1.12	21.58	0.144	1.000	Pass
		RB25#0	20.47	1.12	21.59	0.144	1.000	Pass	
		16-QAM	RB1#0	20.88	1.12	22.00	0.158	1.000	Pass
			RB1#13	21.01	1.12	22.13	0.163	1.000	Pass
			RB1#24	21	1.12	22.12	0.163	1.000	Pass
			RB12#0	19.53	1.12	20.65	0.116	1.000	Pass
			RB12#6	19.57	1.12	20.69	0.117	1.000	Pass
	RB12#13		19.52	1.12	20.64	0.116	1.000	Pass	
	RB25#0	19.49	1.12	20.61	0.115	1.000	Pass		
	HCH	QPSK	RB1#0	21.27	1.12	22.39	0.173	1.000	Pass
			RB1#13	21.38	1.12	22.50	0.178	1.000	Pass
			RB1#24	21.34	1.12	22.46	0.176	1.000	Pass
			RB12#0	20.3	1.12	21.42	0.139	1.000	Pass
			RB12#6	20.37	1.12	21.49	0.141	1.000	Pass
			RB12#13	20.34	1.12	21.46	0.140	1.000	Pass
		RB25#0	20.32	1.12	21.44	0.139	1.000	Pass	
		16-QAM	RB1#0	20.63	1.12	21.75	0.150	1.000	Pass
RB1#13	20.76	1.12	21.88	0.154	1.000	Pass			

Test BW	Test Channel	Test Mode	Test RB (Size#Offset)	Conducted Output AV Power (dBm)	Antenna Gain (dBi)	EIRP (dBm)	EIRP (W)	Limit (W)	Verdict
LTE BAND43									
10 MHz			RB1#24	20.67	1.12	21.79	0.151	1.000	Pass
			RB12#0	19.41	1.12	20.53	0.113	1.000	Pass
			RB12#6	19.44	1.12	20.56	0.114	1.000	Pass
			RB12#13	19.43	1.12	20.55	0.114	1.000	Pass
			RB25#0	19.35	1.12	20.47	0.111	1.000	Pass
	LCH	QPSK	RB1#0	21.31	1.12	22.43	0.175	1.000	Pass
			RB1#25	21.42	1.12	22.54	0.179	1.000	Pass
			RB1#49	21.39	1.12	22.51	0.178	1.000	Pass
			RB25#0	20.44	1.12	21.56	0.143	1.000	Pass
			RB25#13	20.49	1.12	21.61	0.145	1.000	Pass
			RB25#25	20.48	1.12	21.60	0.145	1.000	Pass
			RB50#0	20.47	1.12	21.59	0.144	1.000	Pass
		16-QAM	RB1#0	20.65	1.12	21.77	0.150	1.000	Pass
			RB1#25	20.68	1.12	21.80	0.151	1.000	Pass
			RB1#49	20.78	1.12	21.90	0.155	1.000	Pass
			RB25#0	19.4	1.12	20.52	0.113	1.000	Pass
			RB25#13	19.45	1.12	20.57	0.114	1.000	Pass
			RB25#25	19.45	1.12	20.57	0.114	1.000	Pass
	MCH	QPSK	RB1#0	21.41	1.12	22.53	0.179	1.000	Pass
			RB1#25	21.39	1.12	22.51	0.178	1.000	Pass
			RB1#49	21.44	1.12	22.56	0.180	1.000	Pass
			RB25#0	20.46	1.12	21.58	0.144	1.000	Pass
			RB25#13	20.5	1.12	21.62	0.145	1.000	Pass
			RB25#25	20.47	1.12	21.59	0.144	1.000	Pass
			RB50#0	20.46	1.12	21.58	0.144	1.000	Pass
		16-QAM	RB1#0	20.83	1.12	21.95	0.157	1.000	Pass
			RB1#25	20.89	1.12	22.01	0.159	1.000	Pass
			RB1#49	20.75	1.12	21.87	0.154	1.000	Pass
HCH	QPSK	RB25#0	19.44	1.12	20.56	0.114	1.000	Pass	
		RB25#13	19.48	1.12	20.60	0.115	1.000	Pass	
		RB25#25	19.46	1.12	20.58	0.114	1.000	Pass	
		RB50#0	19.48	1.12	20.60	0.115	1.000	Pass	
		RB1#0	21.32	1.12	22.44	0.175	1.000	Pass	
			RB1#25	21.34	1.12	22.46	0.176	1.000	Pass
			RB1#49	21.32	1.12	22.44	0.175	1.000	Pass
			RB25#0	20.35	1.12	21.47	0.140	1.000	Pass
			RB25#13	20.38	1.12	21.50	0.141	1.000	Pass

Test BW	Test Channel	Test Mode	Test RB (Size#Offset)	Conducted Output AV Power (dBm)	Antenna Gain (dBi)	EIRP (dBm)	EIRP (W)	Limit (W)	Verdict		
LTE BAND43											
		16-QAM	RB25#25	20.38	1.12	21.50	0.141	1.000	Pass		
			RB50#0	20.35	1.12	21.47	0.140	1.000	Pass		
			RB1#0	20.7	1.12	21.82	0.152	1.000	Pass		
			RB1#25	20.68	1.12	21.80	0.151	1.000	Pass		
			RB1#49	20.61	1.12	21.73	0.149	1.000	Pass		
			RB25#0	19.36	1.12	20.48	0.112	1.000	Pass		
			RB25#13	19.41	1.12	20.53	0.113	1.000	Pass		
			RB25#25	19.38	1.12	20.50	0.112	1.000	Pass		
				QPSK	RB1#0	21.1	1.12	22.22	0.167	1.000	Pass
					RB1#38	21.23	1.12	22.35	0.172	1.000	Pass
					RB1#74	21.2	1.12	22.32	0.171	1.000	Pass
					RB36#0	20.33	1.12	21.45	0.140	1.000	Pass
					RB36#19	20.33	1.12	21.45	0.140	1.000	Pass
					RB36#39	20.31	1.12	21.43	0.139	1.000	Pass
					RB75#0	20.31	1.12	21.43	0.139	1.000	Pass
					16-QAM	RB1#0	20.52	1.12	21.64	0.146	1.000
		RB1#38	20.66	1.12		21.78	0.151	1.000	Pass		
		RB1#74	20.57	1.12		21.69	0.148	1.000	Pass		
		RB36#0	19.32	1.12		20.44	0.111	1.000	Pass		
		RB36#19	19.38	1.12		20.50	0.112	1.000	Pass		
		RB36#39	19.3	1.12		20.42	0.110	1.000	Pass		
		RB75#0	19.36	1.12		20.48	0.112	1.000	Pass		
15 MHz	LCH	QPSK	RB1#0	21.12	1.12	22.24	0.167	1.000	Pass		
			RB1#38	21.3	1.12	22.42	0.175	1.000	Pass		
			RB1#74	21.22	1.12	22.34	0.171	1.000	Pass		
			RB36#0	20.33	1.12	21.45	0.140	1.000	Pass		
			RB36#19	20.34	1.12	21.46	0.140	1.000	Pass		
			RB36#39	20.37	1.12	21.49	0.141	1.000	Pass		
			RB75#0	20.34	1.12	21.46	0.140	1.000	Pass		
				16-QAM	RB1#0	20.59	1.12	21.71	0.148	1.000	Pass
					RB1#38	20.62	1.12	21.74	0.149	1.000	Pass
					RB1#74	20.65	1.12	21.77	0.150	1.000	Pass
					RB36#0	19.37	1.12	20.49	0.112	1.000	Pass
					RB36#19	19.44	1.12	20.56	0.114	1.000	Pass
					RB36#39	19.41	1.12	20.53	0.113	1.000	Pass
					RB75#0	19.36	1.12	20.48	0.112	1.000	Pass
		HCH	QPSK	RB1#0	21.07	1.12	22.19	0.166	1.000	Pass	

Test BW	Test Channel	Test Mode	Test RB (Size#Offset)	Conducted Output AV Power (dBm)	Antenna Gain (dBi)	EIRP (dBm)	EIRP (W)	Limit (W)	Verdict	
LTE BAND43										
			RB1#38	21.13	1.12	22.25	0.168	1.000	Pass	
			RB1#74	21.11	1.12	22.23	0.167	1.000	Pass	
			RB36#0	20.24	1.12	21.36	0.137	1.000	Pass	
			RB36#19	20.26	1.12	21.38	0.137	1.000	Pass	
			RB36#39	20.27	1.12	21.39	0.138	1.000	Pass	
			RB75#0	20.26	1.12	21.38	0.137	1.000	Pass	
		16-QAM	RB1#0	20.55	1.12	21.67	0.147	1.000	Pass	
			RB1#38	20.53	1.12	21.65	0.146	1.000	Pass	
			RB1#74	20.55	1.12	21.67	0.147	1.000	Pass	
			RB36#0	19.29	1.12	20.41	0.110	1.000	Pass	
			RB36#19	19.29	1.12	20.41	0.110	1.000	Pass	
			RB36#39	19.31	1.12	20.43	0.110	1.000	Pass	
			RB75#0	19.29	1.12	20.41	0.110	1.000	Pass	
			20 MHz	LCH	QPSK	RB1#0	21.23	1.12	22.35	0.172
RB1#50	21.22	1.12				22.34	0.171	1.000	Pass	
RB1#99	21.37	1.12				22.49	0.177	1.000	Pass	
RB50#0	20.31	1.12				21.43	0.139	1.000	Pass	
RB50#25	20.34	1.12				21.46	0.140	1.000	Pass	
RB50#50	20.39	1.12				21.51	0.142	1.000	Pass	
16-QAM	RB100#0	20.35			1.12	21.47	0.140	1.000	Pass	
	RB1#0	20.68			1.12	21.80	0.151	1.000	Pass	
	RB1#50	20.78			1.12	21.90	0.155	1.000	Pass	
	RB1#99	20.78			1.12	21.90	0.155	1.000	Pass	
	RB50#0	19.32			1.12	20.44	0.111	1.000	Pass	
	RB50#25	19.34			1.12	20.46	0.111	1.000	Pass	
MCH	QPSK	RB50#50			19.38	1.12	20.50	0.112	1.000	Pass
		RB100#0			19.35	1.12	20.47	0.111	1.000	Pass
		RB1#0	21.22	1.12	22.34	0.171	1.000	Pass		
		RB1#50	21.27	1.12	22.39	0.173	1.000	Pass		
	16-QAM	RB1#99	21.26	1.12	22.38	0.173	1.000	Pass		
		RB50#0	20.32	1.12	21.44	0.139	1.000	Pass		
		RB50#25	20.36	1.12	21.48	0.141	1.000	Pass		
		RB50#50	20.38	1.12	21.50	0.141	1.000	Pass		
	RB100#0	20.35	1.12	21.47	0.140	1.000	Pass			
	RB1#0	20.65	1.12	21.77	0.150	1.000	Pass			
	RB1#50	20.62	1.12	21.74	0.149	1.000	Pass			
	RB1#99	20.51	1.12	21.63	0.146	1.000	Pass			
			RB50#0	19.37	1.12	20.49	0.112	1.000	Pass	

Test BW	Test Channel	Test Mode	Test RB (Size#Offset)	Conducted Output AV Power (dBm)	Antenna Gain (dBi)	EIRP (dBm)	EIRP (W)	Limit (W)	Verdict		
LTE BAND43											
			RB50#25	19.38	1.12	20.50	0.112	1.000	Pass		
			RB50#50	19.41	1.12	20.53	0.113	1.000	Pass		
			RB100#0	19.35	1.12	20.47	0.111	1.000	Pass		
	HCH	QPSK	RB1#0	21.22	1.12	22.34	0.171	1.000	Pass		
			RB1#50	21.21	1.12	22.33	0.171	1.000	Pass		
			RB1#99	21.21	1.12	22.33	0.171	1.000	Pass		
			RB50#0	20.25	1.12	21.37	0.137	1.000	Pass		
			RB50#25	20.28	1.12	21.40	0.138	1.000	Pass		
			RB50#50	20.21	1.12	21.33	0.136	1.000	Pass		
			RB100#0	20.28	1.12	21.40	0.138	1.000	Pass		
			16-QAM	RB1#0	20.58	1.12	21.70	0.148	1.000	Pass	
				RB1#50	20.58	1.12	21.70	0.148	1.000	Pass	
		RB1#99		20.58	1.12	21.70	0.148	1.000	Pass		
		RB50#0		19.3	1.12	20.42	0.110	1.000	Pass		
		RB50#25		19.29	1.12	20.41	0.110	1.000	Pass		
		RB50#50		19.24	1.12	20.36	0.109	1.000	Pass		
					RB100#0	19.26	1.12	20.38	0.109	1.000	Pass

Test BW	Test Channel	Test Mode	Test RB (Size#Offset)	Conducted Output AV Power (dBm)	Antenna Gain (dBi)	EIRP (dBm)	EIRP (W)	Limit (W)	Verdict
LTE BAND48									
5 MHz	LCH	QPSK	RB1#0	17.95	1.13	19.08	0.081	0.200	Pass
			RB1#13	18.01	1.13	19.14	0.082	0.200	Pass
			RB1#24	17.96	1.13	19.09	0.081	0.200	Pass
			RB12#0	17.06	1.13	18.19	0.066	0.200	Pass
			RB12#6	17.08	1.13	18.21	0.066	0.200	Pass
			RB12#13	17.06	1.13	18.19	0.066	0.200	Pass
			RB25#0	17.05	1.13	18.18	0.066	0.200	Pass
		16-QAM	RB1#0	17.28	1.13	18.41	0.069	0.200	Pass
			RB1#13	17.52	1.13	18.65	0.073	0.200	Pass
			RB1#24	17.17	1.13	18.30	0.068	0.200	Pass
			RB12#0	16.05	1.13	17.18	0.052	0.200	Pass
			RB12#6	16.07	1.13	17.20	0.052	0.200	Pass
			RB12#13	16.02	1.13	17.15	0.052	0.200	Pass
			RB25#0	16.1	1.13	17.23	0.053	0.200	Pass
	MCH	QPSK	RB1#0	18.19	1.13	19.32	0.086	0.200	Pass
			RB1#13	18.25	1.13	19.38	0.087	0.200	Pass
			RB1#24	18.23	1.13	19.36	0.086	0.200	Pass
			RB12#0	17.29	1.13	18.42	0.070	0.200	Pass
			RB12#6	17.28	1.13	18.41	0.069	0.200	Pass
			RB12#13	17.27	1.13	18.40	0.069	0.200	Pass
			RB25#0	17.26	1.13	18.39	0.069	0.200	Pass
		16-QAM	RB1#0	17.78	1.13	18.91	0.078	0.200	Pass
			RB1#13	17.73	1.13	18.86	0.077	0.200	Pass
			RB1#24	17.53	1.13	18.66	0.073	0.200	Pass
			RB12#0	16.43	1.13	17.56	0.057	0.200	Pass
			RB12#6	16.47	1.13	17.60	0.058	0.200	Pass
			RB12#13	16.45	1.13	17.58	0.057	0.200	Pass
			RB25#0	16.29	1.13	17.42	0.055	0.200	Pass
	HCH	QPSK	RB1#0	18.44	1.13	19.57	0.091	0.200	Pass
			RB1#13	18.63	1.13	19.76	0.095	0.200	Pass
			RB1#24	18.44	1.13	19.57	0.091	0.200	Pass
			RB12#0	17.38	1.13	18.51	0.071	0.200	Pass
			RB12#6	17.43	1.13	18.56	0.072	0.200	Pass
			RB12#13	17.46	1.13	18.59	0.072	0.200	Pass
			RB25#0	17.38	1.13	18.51	0.071	0.200	Pass
		16-QAM	RB1#0	17.76	1.13	18.89	0.077	0.200	Pass
RB1#13			17.92	1.13	19.05	0.080	0.200	Pass	

Test BW	Test Channel	Test Mode	Test RB (Size#Offset)	Conducted Output AV Power (dBm)	Antenna Gain (dBi)	EIRP (dBm)	EIRP (W)	Limit (W)	Verdict
LTE BAND48									
10 MHz			RB1#24	17.81	1.13	18.94	0.078	0.200	Pass
			RB12#0	16.49	1.13	17.62	0.058	0.200	Pass
			RB12#6	16.55	1.13	17.68	0.059	0.200	Pass
			RB12#13	16.62	1.13	17.75	0.060	0.200	Pass
			RB25#0	16.39	1.13	17.52	0.056	0.200	Pass
	LCH	QPSK	RB1#0	17.94	1.13	19.07	0.081	0.200	Pass
			RB1#25	17.94	1.13	19.07	0.081	0.200	Pass
			RB1#49	17.9	1.13	19.03	0.080	0.200	Pass
			RB25#0	17.07	1.13	18.20	0.066	0.200	Pass
			RB25#13	17.07	1.13	18.20	0.066	0.200	Pass
			RB25#25	17.08	1.13	18.21	0.066	0.200	Pass
		16-QAM	RB50#0	17.06	1.13	18.19	0.066	0.200	Pass
			RB1#0	17.4	1.13	18.53	0.071	0.200	Pass
			RB1#25	17.32	1.13	18.45	0.070	0.200	Pass
			RB1#49	17.33	1.13	18.46	0.070	0.200	Pass
			RB25#0	16.1	1.13	17.23	0.053	0.200	Pass
			RB25#13	16.19	1.13	17.32	0.054	0.200	Pass
		MCH	QPSK	RB25#25	16.13	1.13	17.26	0.053	0.200
	RB50#0			16.06	1.13	17.19	0.052	0.200	Pass
	RB1#0			18.19	1.13	19.32	0.086	0.200	Pass
	RB1#25			18.21	1.13	19.34	0.086	0.200	Pass
	RB1#49			18.28	1.13	19.41	0.087	0.200	Pass
	RB25#0			17.2	1.13	18.33	0.068	0.200	Pass
	16-QAM		RB25#13	17.29	1.13	18.42	0.070	0.200	Pass
			RB25#25	17.29	1.13	18.42	0.070	0.200	Pass
			RB50#0	17.31	1.13	18.44	0.070	0.200	Pass
			RB1#0	17.58	1.13	18.71	0.074	0.200	Pass
			RB1#25	17.64	1.13	18.77	0.075	0.200	Pass
RB1#49			17.61	1.13	18.74	0.075	0.200	Pass	
HCH	QPSK	RB25#0	16.23	1.13	17.36	0.054	0.200	Pass	
		RB25#13	16.33	1.13	17.46	0.056	0.200	Pass	
		RB25#25	16.33	1.13	17.46	0.056	0.200	Pass	
		RB50#0	16.31	1.13	17.44	0.055	0.200	Pass	
		RB1#0	18.39	1.13	19.52	0.090	0.200	Pass	
			RB1#25	18.48	1.13	19.61	0.091	0.200	Pass
			RB1#49	18.4	1.13	19.53	0.090	0.200	Pass
			RB25#0	17.41	1.13	18.54	0.071	0.200	Pass
			RB25#13	17.42	1.13	18.55	0.072	0.200	Pass

Test BW	Test Channel	Test Mode	Test RB (Size#Offset)	Conducted Output AV Power (dBm)	Antenna Gain (dBi)	EIRP (dBm)	EIRP (W)	Limit (W)	Verdict		
LTE BAND48											
		16-QAM	RB25#25	17.47	1.13	18.60	0.072	0.200	Pass		
			RB50#0	17.42	1.13	18.55	0.072	0.200	Pass		
			RB1#0	17.8	1.13	18.93	0.078	0.200	Pass		
			RB1#25	17.76	1.13	18.89	0.077	0.200	Pass		
			RB1#49	17.83	1.13	18.96	0.079	0.200	Pass		
			RB25#0	16.46	1.13	17.59	0.057	0.200	Pass		
			RB25#13	16.48	1.13	17.61	0.058	0.200	Pass		
			RB25#25	16.54	1.13	17.67	0.058	0.200	Pass		
		15 MHz	LCH	QPSK	RB1#0	17.7	1.13	18.83	0.076	0.200	Pass
					RB1#38	17.72	1.13	18.85	0.077	0.200	Pass
					RB1#74	17.64	1.13	18.77	0.075	0.200	Pass
					RB36#0	16.95	1.13	18.08	0.064	0.200	Pass
					RB36#19	16.9	1.13	18.03	0.064	0.200	Pass
					RB36#39	16.88	1.13	18.01	0.063	0.200	Pass
					RB75#0	16.91	1.13	18.04	0.064	0.200	Pass
				16-QAM	RB1#0	17.11	1.13	18.24	0.067	0.200	Pass
RB1#38	17.15	1.13	18.28		0.067	0.200	Pass				
RB1#74	17.02	1.13	18.15		0.065	0.200	Pass				
RB36#0	15.97	1.13	17.10		0.051	0.200	Pass				
RB36#19	15.95	1.13	17.08		0.051	0.200	Pass				
RB36#39	15.92	1.13	17.05		0.051	0.200	Pass				
RB75#0	15.94	1.13	17.07		0.051	0.200	Pass				
MCH	QPSK	RB1#0	17.99	1.13	19.12	0.082	0.200	Pass			
		RB1#38	18.02	1.13	19.15	0.082	0.200	Pass			
		RB1#74	18.06	1.13	19.19	0.083	0.200	Pass			
		RB36#0	17.1	1.13	18.23	0.067	0.200	Pass			
		RB36#19	17.19	1.13	18.32	0.068	0.200	Pass			
		RB36#39	17.2	1.13	18.33	0.068	0.200	Pass			
		RB75#0	17.17	1.13	18.30	0.068	0.200	Pass			
	16-QAM	RB1#0	17.33	1.13	18.46	0.070	0.200	Pass			
		RB1#38	17.49	1.13	18.62	0.073	0.200	Pass			
		RB1#74	17.44	1.13	18.57	0.072	0.200	Pass			
		RB36#0	16.15	1.13	17.28	0.053	0.200	Pass			
		RB36#19	16.16	1.13	17.29	0.054	0.200	Pass			
		RB36#39	16.2	1.13	17.33	0.054	0.200	Pass			
HCH	QPSK	RB1#0	18.25	1.13	19.38	0.087	0.200	Pass			

Test BW	Test Channel	Test Mode	Test RB (Size#Offset)	Conducted Output AV Power (dBm)	Antenna Gain (dBi)	EIRP (dBm)	EIRP (W)	Limit (W)	Verdict
LTE BAND48									
			RB1#38	18.29	1.13	19.42	0.087	0.200	Pass
			RB1#74	18.21	1.13	19.34	0.086	0.200	Pass
			RB36#0	17.33	1.13	18.46	0.070	0.200	Pass
			RB36#19	17.36	1.13	18.49	0.071	0.200	Pass
			RB36#39	17.35	1.13	18.48	0.070	0.200	Pass
			RB75#0	17.34	1.13	18.47	0.070	0.200	Pass
		16-QAM	RB1#0	17.67	1.13	18.80	0.076	0.200	Pass
			RB1#38	17.56	1.13	18.69	0.074	0.200	Pass
			RB1#74	17.43	1.13	18.56	0.072	0.200	Pass
			RB36#0	16.34	1.13	17.47	0.056	0.200	Pass
			RB36#19	16.38	1.13	17.51	0.056	0.200	Pass
			RB36#39	16.4	1.13	17.53	0.057	0.200	Pass
			RB75#0	16.35	1.13	17.48	0.056	0.200	Pass
			20 MHz	LCH	QPSK	RB1#0	17.76	1.13	18.89
RB1#50	17.78	1.13				18.91	0.078	0.200	Pass
RB1#99	17.72	1.13				18.85	0.077	0.200	Pass
RB50#0	16.95	1.13				18.08	0.064	0.200	Pass
RB50#25	16.92	1.13				18.05	0.064	0.200	Pass
RB50#50	16.87	1.13				18.00	0.063	0.200	Pass
16-QAM	RB100#0	16.89			1.13	18.02	0.063	0.200	Pass
	RB1#0	17.16			1.13	18.29	0.067	0.200	Pass
	RB1#50	17.31			1.13	18.44	0.070	0.200	Pass
	RB1#99	17.13			1.13	18.26	0.067	0.200	Pass
	RB50#0	15.98			1.13	17.11	0.051	0.200	Pass
	RB50#25	15.9			1.13	17.03	0.050	0.200	Pass
	RB50#50	15.92			1.13	17.05	0.051	0.200	Pass
	RB100#0	15.92			1.13	17.05	0.051	0.200	Pass
MCH	QPSK	RB1#0	18.17	1.13	19.30	0.085	0.200	Pass	
		RB1#50	18.07	1.13	19.20	0.083	0.200	Pass	
		RB1#99	18.17	1.13	19.30	0.085	0.200	Pass	
		RB50#0	17.12	1.13	18.25	0.067	0.200	Pass	
		RB50#25	17.2	1.13	18.33	0.068	0.200	Pass	
		RB50#50	17.24	1.13	18.37	0.069	0.200	Pass	
	16-QAM	RB100#0	17.22	1.13	18.35	0.068	0.200	Pass	
		RB1#0	17.4	1.13	18.53	0.071	0.200	Pass	
		RB1#50	17.89	1.13	19.02	0.080	0.200	Pass	
		RB1#99	17.53	1.13	18.66	0.073	0.200	Pass	
		RB50#0	16.09	1.13	17.22	0.053	0.200	Pass	

Test BW	Test Channel	Test Mode	Test RB (Size#Offset)	Conducted Output AV Power (dBm)	Antenna Gain (dBi)	EIRP (dBm)	EIRP (W)	Limit (W)	Verdict		
LTE BAND48											
			RB50#25	16.19	1.13	17.32	0.054	0.200	Pass		
			RB50#50	16.23	1.13	17.36	0.054	0.200	Pass		
			RB100#0	16.25	1.13	17.38	0.055	0.200	Pass		
	HCH	QPSK	RB1#0	18.29	1.13	19.42	0.087	0.200	Pass		
			RB1#50	18.24	1.13	19.37	0.086	0.200	Pass		
			RB1#99	18.23	1.13	19.36	0.086	0.200	Pass		
			RB50#0	17.27	1.13	18.40	0.069	0.200	Pass		
			RB50#25	17.34	1.13	18.47	0.070	0.200	Pass		
			RB50#50	17.35	1.13	18.48	0.070	0.200	Pass		
			RB100#0	17.29	1.13	18.42	0.070	0.200	Pass		
			16-QAM	RB1#0	17.64	1.13	18.77	0.075	0.200	Pass	
				RB1#50	17.62	1.13	18.75	0.075	0.200	Pass	
		RB1#99		17.74	1.13	18.87	0.077	0.200	Pass		
		RB50#0		16.35	1.13	17.48	0.056	0.200	Pass		
		RB50#25		16.3	1.13	17.43	0.055	0.200	Pass		
		RB50#50		16.37	1.13	17.50	0.056	0.200	Pass		
					RB100#0	16.33	1.13	17.46	0.056	0.200	Pass

Modulation	PCC RB		SCC RB		Conducted Output AV Power (dBm)			Antenna Gain (dBi)	EIRP (W)			Limit (W)
	Size	Offset	Size	Offset	LCH	MCH	HCH		LCH	MCH	HCH	
CA_2C												
5MHz+20MHz												
QPSK	1	24	1	0	23.96	23.89	23.74	0.98	0.312	0.307	0.296	2.000
	25	0	100	0	22.07	21.99	21.85	0.98	0.202	0.198	0.192	2.000
16-QAM	1	24	1	0	23.05	22.81	22.92	0.98	0.253	0.239	0.245	2.000
	25	0	100	0	21.11	21	20.92	0.98	0.162	0.158	0.155	2.000
20MHz+5MHz												
QPSK	1	0	0	0	23.3	23.18	23.26	0.98	0.268	0.261	0.265	2.000
	50	0	0	0	21.35	21.22	21.24	0.98	0.171	0.166	0.167	2.000
	100	0	0	0	21.35	21.19	21.2	0.98	0.171	0.165	0.165	2.000
	1	99	1	0	23.86	23.97	23.86	0.98	0.305	0.313	0.305	2.000
	100	0	25	0	21.92	22.01	21.97	0.98	0.195	0.199	0.197	2.000
16-QAM	1	0	0	0	22.37	22.13	22.21	0.98	0.216	0.205	0.208	2.000
	50	0	0	0	20.35	20.19	20.12	0.98	0.136	0.131	0.129	2.000
	100	0	0	0	20.34	20.15	20.17	0.98	0.136	0.130	0.130	2.000
	1	99	1	0	23.04	22.74	22.8	0.98	0.252	0.236	0.239	2.000
	100	0	25	0	21.11	20.98	20.93	0.98	0.162	0.157	0.155	2.000
10MHz+15MHz												
QPSK	1	49	1	0	24.1	24.11	24.07	0.98	0.322	0.323	0.320	2.000
	50	0	75	0	22.24	22.21	22.12	0.98	0.210	0.208	0.204	2.000
16-QAM	1	49	1	0	23.16	23.09	23	0.98	0.259	0.255	0.250	2.000
	50	0	75	0	21.26	21.18	21.13	0.98	0.167	0.164	0.163	2.000
15MHz+10MHz												
QPSK	1	74	1	0	24.15	24.13	24.05	0.98	0.326	0.324	0.318	2.000
	75	0	50	0	22.22	22.19	22.13	0.98	0.209	0.207	0.205	2.000
16-QAM	1	74	1	0	23.06	22.98	22.99	0.98	0.254	0.249	0.249	2.000
	75	0	50	0	21.35	21.14	21.2	0.98	0.171	0.163	0.165	2.000
10MHz+20MHz												
QPSK	1	49	1	0	23.85	24.09	24.03	0.98	0.304	0.321	0.317	2.000
	50	0	100	0	22.3	22.15	22.1	0.98	0.213	0.206	0.203	2.000
16-QAM	1	49	1	0	23.06	23.06	23.02	0.98	0.254	0.254	0.251	2.000
	50	0	100	0	21.24	21.12	21.08	0.98	0.167	0.162	0.161	2.000
20MHz+10MHz												
QPSK	1	99	1	0	24.05	23.91	23.71	0.98	0.318	0.308	0.294	2.000
	100	0	50	0	22.15	22.15	21.89	0.98	0.206	0.206	0.194	2.000
16-QAM	1	99	1	0	22.97	22.94	22.78	0.98	0.248	0.247	0.238	2.000
	100	0	50	0	21.1	21.11	20.89	0.98	0.161	0.162	0.154	2.000
15MHz+15MHz												
QPSK	1	74	1	0	24.15	24.12	23.93	0.98	0.326	0.324	0.310	2.000

Modulation	PCC RB		SCC RB		Conducted Output AV Power (dBm)			Antenna Gain (dBi)	EIRP (W)			Limit (W)
	Size	Offset	Size	Offset	LCH	MCH	HCH		LCH	MCH	HCH	
CA_2C												
	75	0	75	0	22.32	22.26	22.11	0.98	0.214	0.211	0.204	2.000
16-QAM	1	74	1	0	23.25	23.15	22.98	0.98	0.265	0.259	0.249	2.000
	75	0	75	0	21.3	21.27	21.11	0.98	0.169	0.168	0.162	2.000
15MHz+20MHz												
QPSK	1	74	1	0	24.05	24	23.87	0.98	0.318	0.315	0.305	2.000
	75	0	100	0	22.2	22.14	22.06	0.98	0.208	0.205	0.201	2.000
16-QAM	1	74	1	0	23.17	23.06	22.86	0.98	0.260	0.254	0.242	2.000
	75	0	100	0	21.2	21.15	21.06	0.98	0.165	0.163	0.160	2.000
20MHz+15MHz												
QPSK	1	99	1	0	23.96	23.94	23.84	0.98	0.312	0.310	0.303	2.000
	100	0	75	0	22.1	22.07	21.96	0.98	0.203	0.202	0.197	2.000
16-QAM	1	99	1	0	22.93	22.75	22.87	0.98	0.246	0.236	0.243	2.000
	100	0	75	0	21.12	21.05	21.07	0.98	0.162	0.160	0.160	2.000
20MHz+20MHz												
QPSK	1	0	0	0	23.3	23.24	23.27	0.98	0.268	0.264	0.266	2.000
	50	0	0	0	22.41	22.32	22.31	0.98	0.218	0.214	0.213	2.000
	100	0	0	0	22.38	22.32	22.27	0.98	0.217	0.214	0.211	2.000
	1	99	1	0	23.98	23.89	23.74	0.98	0.313	0.307	0.296	2.000
	100	0	100	0	22.09	22.1	21.97	0.98	0.203	0.203	0.197	2.000
16-QAM	1	0	0	0	22.39	22.44	22.27	0.98	0.217	0.220	0.211	2.000
	50	0	0	0	21.47	21.36	21.24	0.98	0.176	0.171	0.167	2.000
	100	0	0	0	21.4	21.26	21.1	0.98	0.173	0.167	0.161	2.000
	1	99	1	0	22.98	22.36	22.85	0.98	0.249	0.216	0.242	2.000
	100	0	100	0	21.15	20.35	20.94	0.98	0.163	0.136	0.156	2.000

Modulation	PCC RB		SCC RB		Conducted Output AV Power (dBm)			Antenna Gain (dBi)	Antenna Gain (dBd)	ERP (W)			Limit (W)
	Size	Offset	Size	Offset	LCH	MCH	HCH			LCH	MCH	HCH	
CA_5B													
10MHz+5MHz													
QPSK	1	0	0	0	23.39	23.41	23.45	1.58	-0.57	0.191	0.192	0.194	7.000
	25	0	0	0	22.33	22.31	22.42	1.58	-0.57	0.150	0.149	0.153	7.000
	50	0	0	0	21.3	21.22	21.37	1.58	-0.57	0.118	0.116	0.120	7.000
	1	49	1	0	24.14	24.12	24.23	1.58	-0.57	0.228	0.226	0.232	7.000
	50	0	25	0	22.15	22.09	22.21	1.58	-0.57	0.144	0.142	0.146	7.000
16-QAM	1	0	0	0	22.54	22.6	22.64	1.58	-0.57	0.157	0.160	0.161	7.000
	25	0	0	0	21.46	21.43	21.53	1.58	-0.57	0.123	0.122	0.125	7.000
	50	0	0	0	20.35	20.4	20.42	1.58	-0.57	0.095	0.096	0.097	7.000
	1	49	1	0	23.28	23.33	23.29	1.58	-0.57	0.187	0.189	0.187	7.000
	50	0	25	0	21.2	21.18	21.25	1.58	-0.57	0.190	0.189	0.192	7.000
5MHz+10MHz													
QPSK	1	24	1	0	24.15	24.07	24.2	1.58	-0.57	0.228	0.224	0.231	7.000
	25	0	50	0	21.64	21.7	21.71	1.58	-0.57	0.128	0.130	0.130	7.000
16-QAM	1	24	1	0	23.2	23.25	23.27	1.58	-0.57	0.183	0.185	0.186	7.000
	25	0	50	0	20.4	20.39	20.45	1.58	-0.57	0.096	0.096	0.097	7.000
10MHz+10MHz													
QPSK	1	0	0	0	23.36	23.43	23.4	1.58	-0.57	0.190	0.193	0.192	7.000
	25	0	0	0	22.35	22.41	22.46	1.58	-0.57	0.151	0.153	0.155	7.000
	50	0	0	0	21.37	21.4	21.45	1.58	-0.57	0.120	0.121	0.122	7.000
	1	49	1	0	24.12	24.15	24.18	1.58	-0.57	0.226	0.228	0.230	7.000
	50	0	50	0	22.13	22.21	22.3	1.58	-0.57	0.143	0.146	0.149	7.000
16-QAM	1	0	0	0	22.45	22.51	22.47	1.58	-0.57	0.154	0.156	0.155	7.000
	25	0	0	0	21.35	21.39	21.47	1.58	-0.57	0.120	0.121	0.123	7.000
	50	0	0	0	20.4	20.51	20.43	1.58	-0.57	0.096	0.099	0.097	7.000
	1	49	1	0	23.27	23.33	23.25	1.58	-0.57	0.186	0.189	0.185	7.000
	50	0	50	0	21.16	21.21	21.24	1.58	-0.57	0.115	0.116	0.117	7.000

Modulation	PCC RB		SCC RB		Conducted Output AV Power (dBm)			Antenna Gain (dBi)	EIRP (W)			Limit (W)
	Size	Offset	Size	Offset	LCH	MCH	HCH		LCH	MCH	HCH	
CA_7C												
10MHz+20MHz												
QPSK	1	49	1	0	22.83	22.76	22.82	1.15	0.250	0.246	0.249	2.000
	50	0	100	0	18.79	18.73	18.8	1.15	0.099	0.097	0.099	2.000
16-QAM	1	49	1	0	21.72	21.68	21.75	1.15	0.194	0.192	0.195	2.000
	50	0	100	0	17.77	17.78	17.81	1.15	0.078	0.078	0.079	2.000
20MHz+10MHz												
QPSK	1	0	0	0	21.88	21.76	21.77	1.15	0.201	0.195	0.196	2.000
	50	0	0	0	20.91	20.89	20.82	1.15	0.161	0.160	0.157	2.000
	100	0	0	0	19.9	19.88	19.92	1.15	0.127	0.127	0.128	2.000
	1	99	1	0	22.77	22.75	22.69	1.15	0.247	0.245	0.242	2.000
	100	0	50	0	20.82	20.80	20.78	1.15	0.157	0.157	0.156	2.000
16-QAM	1	0	0	0	20.74	20.83	20.76	1.15	0.155	0.158	0.155	2.000
	50	0	0	0	19.88	19.89	19.84	1.15	0.127	0.127	0.126	2.000
	100	0	0	0	18.85	18.81	18.91	1.15	0.100	0.099	0.101	2.000
	1	99	1	0	21.76	21.72	21.7	1.15	0.195	0.194	0.193	2.000
	100	0	50	0	19.85	19.83	19.79	1.15	0.126	0.125	0.124	2.000
15MHz+15MHz												
QPSK	1	74	1	0	22.68	22.7	22.69	1.15	0.242	0.243	0.242	2.000
	75	0	75	0	19.51	19.48	19.5	1.15	0.116	0.116	0.116	2.000
16-QAM	1	74	1	0	21.67	21.63	21.69	1.15	0.191	0.190	0.192	2.000
	75	0	75	0	18.47	18.5	18.61	1.15	0.092	0.092	0.095	2.000
15MHz+20MHz												
QPSK	1	74	1	0	22.66	22.68	22.7	1.15	0.240	0.242	0.243	2.000
	75	0	100	0	19.24	19.3	19.26	1.15	0.109	0.111	0.110	2.000
16-QAM	1	74	1	0	21.73	21.75	21.77	1.15	0.194	0.195	0.196	2.000
	75	0	100	0	18.28	18.31	18.3	1.15	0.088	0.088	0.088	2.000
20MHz+15MHz												
QPSK	1	99	1	0	22.51	22.47	22.53	1.15	0.232	0.230	0.233	2.000
	100	0	75	0	19.86	19.88	19.91	1.15	0.126	0.127	0.128	2.000
16-QAM	1	99	1	0	21.35	21.34	21.33	1.15	0.178	0.177	0.177	2.000
	100	0	75	0	18.88	18.91	18.84	1.15	0.101	0.101	0.100	2.000
20MHz+20MHz												
QPSK	1	0	0	0	12.72	12.71	21.81	1.15	0.024	0.024	0.198	2.000
	50	0	0	0	12.89	12.3	20.86	1.15	0.025	0.022	0.159	2.000
	100	0	0	0	12.87	12.88	20.94	1.15	0.025	0.025	0.162	2.000
	1	99	1	0	13.64	13.66	22.73	1.15	0.030	0.030	0.244	2.000
	100	0	100	0	12.53	12.51	19.61	1.15	0.023	0.023	0.119	2.000

Modulation	PCC RB		SCC RB		Conducted Output AV Power (dBm)			Antenna Gain (dBi)	EIRP (W)			Limit (W)
	Size	Offset	Size	Offset	LCH	MCH	HCH		LCH	MCH	HCH	
CA_7C												
16-QAM	1	0	0	0	12.79	12.78	20.73	1.15	0.025	0.025	0.154	2.000
	50	0	0	0	12.84	12.83	19.92	1.15	0.025	0.025	0.128	2.000
	100	0	0	0	12.87	12.86	19.94	1.15	0.025	0.025	0.129	2.000
	1	99	1	0	13.68	13.66	21.71	1.15	0.030	0.030	0.193	2.000
	100	0	100	0	12.51	12.51	18.67	1.15	0.023	0.023	0.096	2.000

Modulation	PCC RB		SCC RB		Conducted Output AV Power (dBm)			Antenna Gain (dBi)	EIRP (W)			Limit (W)
	Size	Offset	Size	Offset	LCH	MCH	HCH		LCH	MCH	HCH	
CA_38C												
15MHz+15MHz												
QPSK	1	0	0	0	22.09	22.1	22.04	1.01	0.204	0.205	0.202	2.000
	36	0	0	0	21.17	21.1	21.05	1.01	0.165	0.163	0.161	2.000
	75	0	0	0	21.13	21.13	21.07	1.01	0.164	0.164	0.161	2.000
	1	74	1	0	22.89	22.8	22.78	1.01	0.245	0.240	0.239	2.000
	75	0	75	0	20.93	20.92	20.88	1.01	0.156	0.156	0.155	2.000
16-QAM	1	0	0	0	21.35	21.06	21.01	1.01	0.172	0.161	0.159	2.000
	36	0	0	0	20.13	20.12	20.11	1.01	0.130	0.130	0.129	2.000
	75	0	0	0	20.19	20.11	20.06	1.01	0.132	0.129	0.128	2.000
	1	74	1	0	21.84	21.66	21.77	1.01	0.193	0.185	0.190	2.000
	75	0	75	0	19.93	19.86	19.89	1.01	0.124	0.122	0.123	2.000
20MHz+20MHz												
QPSK	1	0	0	0	21.88	21.93	21.84	1.01	0.195	0.197	0.193	2.000
	50	0	0	0	20.91	21.04	20.91	1.01	0.156	0.160	0.156	2.000
	100	0	0	0	20.95	21	20.82	1.01	0.157	0.159	0.152	2.000
	1	99	1	0	22.83	22.75	22.66	1.01	0.242	0.238	0.233	2.000
	100	0	100	0	20.77	20.81	20.7	1.01	0.151	0.152	0.148	2.000
16-QAM	1	0	0	0	20.94	21.3	20.98	1.01	0.157	0.170	0.158	2.000
	50	0	0	0	19.94	20.05	19.91	1.01	0.124	0.128	0.124	2.000
	100	0	0	0	19.93	20.07	19.84	1.01	0.124	0.128	0.122	2.000
	1	99	1	0	21.9	22.08	21.88	1.01	0.195	0.204	0.195	2.000
	100	0	100	0	19.8	19.88	19.8	1.01	0.121	0.123	0.121	2.000

Modulation	PCC RB		SCC RB		Conducted Output AV Power (dBm)			Antenna Gain (dBi)	EIRP (W)			Limit (W)
	Size	Offset	Size	Offset	LCH	MCH	HCH		LCH	MCH	HCH	
CA_41C												
5MHz+20MHz												
QPSK	1	24	1	0	23.39	23.4	23.45	1.13	0.283	0.284	0.287	2.000
	25	0	100	0	21.24	21.26	21.27	1.13	0.173	0.173	0.174	2.000
16-QAM	1	24	1	0	22.14	22.21	22.27	1.13	0.212	0.216	0.219	2.000
	25	0	100	0	20.2	20.25	20.26	1.13	0.136	0.137	0.138	2.000
20MHz+5MHz												
QPSK	1	0	0	0	22.43	22.48	22.46	1.13	0.227	0.230	0.229	2.000
	50	0	0	0	20.45	20.43	20.46	1.13	0.144	0.143	0.144	2.000
	100	0	0	0	20.43	20.41	20.44	1.13	0.143	0.143	0.144	2.000
	1	99	1	0	23.15	23.18	23.21	1.13	0.268	0.270	0.272	2.000
	100	0	25	0	21.22	21.22	21.27	1.13	0.172	0.172	0.174	2.000
16-QAM	1	0	0	0	21.41	21.45	21.46	1.13	0.179	0.181	0.182	2.000
	50	0	0	0	19.44	19.45	19.46	1.13	0.114	0.114	0.115	2.000
	100	0	0	0	19.45	19.46	19.47	1.13	0.114	0.115	0.115	2.000
	1	99	1	0	22.24	22.26	22.27	1.13	0.217	0.218	0.219	2.000
	100	0	25	0	20.21	20.23	20.24	1.13	0.136	0.137	0.137	2.000
10MHz+20MHz												
QPSK	1	49	1	0	23.25	23.3	23.34	1.13	0.274	0.277	0.280	2.000
	50	0	100	0	21.19	21.26	21.28	1.13	0.171	0.173	0.174	2.000
16-QAM	1	49	1	0	22.21	22.27	22.29	1.13	0.216	0.219	0.220	2.000
	50	0	100	0	20.28	20.3	20.29	1.13	0.138	0.139	0.139	2.000
20MHz+10MHz												
QPSK	1	99	1	0	23.17	23.28	23.21	1.13	0.269	0.276	0.272	2.000
	100	0	50	0	21.25	21.4	21.32	1.13	0.173	0.179	0.176	2.000
16-QAM	1	99	1	0	22.14	22.18	22.16	1.13	0.212	0.214	0.213	2.000
	100	0	50	0	20.21	20.31	20.27	1.13	0.136	0.139	0.138	2.000
15MHz+15MHz												
QPSK	1	74	1	0	23.1	23.15	23.12	1.13	0.265	0.268	0.266	2.000
	75	0	75	0	21.19	21.24	21.2	1.13	0.171	0.173	0.171	2.000
16-QAM	1	74	1	0	22.14	22.21	22.18	1.13	0.212	0.216	0.214	2.000
	75	0	75	0	20.26	20.31	20.28	1.13	0.138	0.139	0.138	2.000
15MHz+20MHz												
QPSK	1	74	1	0	23.17	23.21	23.23	1.13	0.269	0.272	0.273	2.000
	75	0	100	0	21.23	21.25	21.27	1.13	0.172	0.173	0.174	2.000
16-QAM	1	74	1	0	22.16	22.18	22.17	1.13	0.213	0.214	0.214	2.000
	75	0	100	0	20.3	20.34	20.32	1.13	0.139	0.140	0.140	2.000
20MHz+15MHz												

Modulation	PCC RB		SCC RB		Conducted Output AV Power (dBm)			Antenna Gain (dBi)	EIRP (W)			Limit (W)
	Size	Offset	Size	Offset	LCH	MCH	HCH		LCH	MCH	HCH	
CA_41C												
QPSK	1	99	1	0	22.88	23.01	22.93	1.13	0.252	0.259	0.255	2.000
	100	0	75	0	21.16	21.23	21.19	1.13	0.169	0.172	0.171	2.000
16-QAM	1	99	1	0	21.81	21.93	21.85	1.13	0.197	0.202	0.199	2.000
	100	0	75	0	20.17	20.22	20.18	1.13	0.135	0.136	0.135	2.000
20MHz+20MHz												
QPSK	1	0	0	0	13.22	22.24	22.26	1.13	0.027	0.217	0.218	2.000
	50	0	0	0	13.31	21.41	21.38	1.13	0.028	0.179	0.178	2.000
	100	0	0	0	13.33	21.43	21.41	1.13	0.028	0.180	0.179	2.000
	1	99	1	0	13.31	23.06	23.01	1.13	0.028	0.262	0.259	2.000
	100	0	100	0	14.17	21.27	21.24	1.13	0.034	0.174	0.173	2.000
16-QAM	1	0	0	0	13.38	21.27	21.26	1.13	0.028	0.174	0.173	2.000
	50	0	0	0	13.3	20.44	20.41	1.13	0.028	0.144	0.143	2.000
	100	0	0	0	13.34	20.41	20.4	1.13	0.028	0.143	0.142	2.000
	1	99	1	0	14.17	22.19	22.21	1.13	0.034	0.215	0.216	2.000
	100	0	100	0	14.25	20.21	20.24	1.13	0.035	0.136	0.137	2.000

Modulation	PCC RB		SCC RB		Conducted Output AV Power (dBm)			Antenna Gain (dBi)	EIRP (W)			Limit (W)
	Size	Offset	Size	Offset	LCH	MCH	HCH		LCH	MCH	HCH	
CA_42C												
5MHz+20MHz												
QPSK	1	24	1	0	22.68	22.72	22.75	1.44	0.258	0.261	0.262	1.000
	25	0	100	0	20.63	20.68	20.76	1.44	0.161	0.163	0.166	1.000
16-QAM	1	24	1	0	21.7	21.92	21.88	1.44	0.206	0.217	0.215	1.000
	25	0	100	0	19.85	19.88	19.86	1.44	0.135	0.136	0.135	1.000
20MHz+5MHz												
QPSK	1	0	0	0	22.87	22.93	22.76	1.44	0.270	0.274	0.263	1.000
	50	0	0	0	20.79	20.91	20.67	1.44	0.167	0.172	0.163	1.000
	100	0	0	0	20.72	20.78	20.63	1.44	0.164	0.167	0.161	1.000
	1	99	1	0	23.42	23.5	23.44	1.44	0.306	0.312	0.308	1.000
	100	0	25	0	21.5	21.56	21.55	1.44	0.197	0.200	0.199	1.000
16-QAM	1	0	0	0	21.82	21.87	21.73	1.44	0.212	0.214	0.207	1.000
	50	0	0	0	19.78	19.87	19.76	1.44	0.132	0.135	0.132	1.000
	100	0	0	0	19.7	19.85	19.72	1.44	0.130	0.135	0.131	1.000
	1	99	1	0	22.39	22.5	22.37	1.44	0.242	0.248	0.240	1.000
	100	0	25	0	20.49	20.56	20.47	1.44	0.156	0.158	0.155	1.000
10MHz+20MHz												
QPSK	1	49	1	0	23.17	23.34	23.27	1.44	0.289	0.301	0.296	1.000
	50	0	100	0	20.45	20.6	20.52	1.44	0.155	0.160	0.157	1.000
16-QAM	1	49	1	0	22.13	22.18	22.15	1.44	0.228	0.230	0.229	1.000
	50	0	100	0	19.37	19.55	19.47	1.44	0.121	0.126	0.123	1.000
20MHz+10MHz												
QPSK	1	99	1	0	23.16	23.3	23.22	1.44	0.288	0.298	0.292	1.000
	100	0	50	0	21.23	21.35	21.27	1.44	0.185	0.190	0.187	1.000
16-QAM	1	99	1	0	22.27	22.31	22.3	1.44	0.235	0.237	0.237	1.000
	100	0	50	0	20.21	20.23	20.18	1.44	0.146	0.147	0.145	1.000
15MHz+20MHz												
QPSK	1	74	1	0	23.2	23.25	23.23	1.44	0.291	0.294	0.293	1.000
	75	0	100	0	21.26	21.35	21.33	1.44	0.186	0.190	0.189	1.000
16-QAM	1	74	1	0	22.25	22.29	22.27	1.44	0.234	0.236	0.235	1.000
	75	0	100	0	20.26	20.23	20.37	1.44	0.148	0.147	0.152	1.000
20MHz+15MHz												
QPSK	1	99	1	0	23.27	23.36	23.29	1.44	0.296	0.302	0.297	1.000
	100	0	75	0	21.28	21.37	21.3	1.44	0.187	0.191	0.188	1.000
16-QAM	1	99	1	0	22.29	22.35	22.31	1.44	0.236	0.239	0.237	1.000
	100	0	75	0	20.27	20.35	20.32	1.44	0.148	0.151	0.150	1.000
20MHz+20MHz												

Modulation	PCC RB		SCC RB		Conducted Output AV Power (dBm)			Antenna Gain (dBi)	EIRP (W)			Limit (W)
	Size	Offset	Size	Offset	LCH	MCH	HCH		LCH	MCH	HCH	
CA_42C												
QPSK	1	0	0	0	22.93	22.92	22.99	1.44	0.274	0.273	0.277	1.000
	50	0	0	0	20.83	20.85	20.89	1.44	0.169	0.169	0.171	1.000
	100	0	0	0	20.75	20.74	20.74	1.44	0.166	0.165	0.165	1.000
	1	99	1	0	23.47	23.6	23.56	1.44	0.310	0.319	0.316	1.000
	100	0	100	0	21.56	21.59	21.6	1.44	0.200	0.201	0.201	1.000
16-QAM	1	0	0	0	21.88	21.97	21.9	1.44	0.215	0.219	0.216	1.000
	50	0	0	0	19.8	19.85	19.84	1.44	0.133	0.135	0.134	1.000
	100	0	0	0	19.71	19.78	19.78	1.44	0.130	0.132	0.132	1.000
	1	99	1	0	22.42	22.45	22.6	1.44	0.243	0.245	0.254	1.000
	100	0	100	0	20.53	20.55	20.57	1.44	0.157	0.158	0.159	1.000

Modulation	PCC RB		SCC RB		Conducted Output AV Power (dBm)			Antenna Gain (dBi)	EIRP (W)			Limit (W)
	Size	Offset	Size	Offset	LCH	MCH	HCH		LCH	MCH	HCH	
CA_48C												
5MHz+20MHz												
QPSK	1	24	1	0	18.5	18.81	18.76	1.13	0.092	0.099	0.097	0.200
	25	0	100	0	14.22	14.29	14.24	1.13	0.034	0.035	0.034	0.200
16-QAM	1	24	1	0	17.6	17.71	17.63	1.13	0.075	0.077	0.075	0.200
	25	0	100	0	13.13	13.2	13.18	1.13	0.027	0.027	0.027	0.200
20MHz+5MHz												
QPSK	1	0	0	0	2.87	17.83	17.94	1.13	0.003	0.079	0.081	0.200
	50	0	0	0	2.78	15.71	15.82	1.13	0.002	0.048	0.050	0.200
	100	0	0	0	2.8	15.66	15.81	1.13	0.002	0.048	0.049	0.200
	1	99	1	0	3.67	18.4	18.6	1.13	0.003	0.090	0.094	0.200
	100	0	25	0	3.65	16.49	16.61	1.13	0.003	0.058	0.059	0.200
16-QAM	1	0	0	0	2.88	16.8	17.11	1.13	0.003	0.062	0.067	0.200
	50	0	0	0	2.83	14.69	14.88	1.13	0.002	0.038	0.040	0.200
	100	0	0	0	2.85	14.64	14.75	1.13	0.003	0.038	0.039	0.200
	1	99	1	0	3.58	17.32	17.5	1.13	0.003	0.070	0.073	0.200
	100	0	25	0	3.63	14.64	15.2	1.13	0.003	0.038	0.043	0.200
10MHz+20MHz												
QPSK	1	49	1	0	19.87	18.97	18.92	1.13	0.126	0.102	0.101	0.200
	50	0	100	0	14.68	14.72	14.71	1.13	0.038	0.038	0.038	0.200
16-QAM	1	49	1	0	17.86	17.91	17.93	1.13	0.079	0.080	0.081	0.200
	50	0	100	0	13.42	13.45	13.47	1.13	0.029	0.029	0.029	0.200
20MHz+10MHz												
QPSK	1	99	1	0	18.57	18.62	18.64	1.13	0.093	0.094	0.095	0.200
	100	0	50	0	16.69	16.71	16.7	1.13	0.061	0.061	0.061	0.200
16-QAM	1	99	1	0	17.5	17.6	17.52	1.13	0.073	0.075	0.073	0.200
	100	0	50	0	15.7	15.82	15.72	1.13	0.048	0.050	0.048	0.200
15MHz+20MHz												
QPSK	1	74	1	0	18.63	18.64	18.69	1.13	0.095	0.095	0.096	0.200
	75	0	100	0	15.14	15.18	15.19	1.13	0.042	0.043	0.043	0.200
16-QAM	1	74	1	0	14.67	17.7	17.69	1.13	0.038	0.076	0.076	0.200
	75	0	100	0	14.18	14.21	14.23	1.13	0.034	0.034	0.034	0.200
20MHz+15MHz												
QPSK	1	99	1	0	18.54	18.61	18.57	1.13	0.093	0.094	0.093	0.200
	100	0	75	0	16.06	16.12	16.08	1.13	0.052	0.053	0.053	0.200
16-QAM	1	99	1	0	17.53	17.57	17.52	1.13	0.073	0.074	0.073	0.200
	100	0	75	0	15.07	15.03	15.01	1.13	0.042	0.041	0.041	0.200
20MHz+20MHz												

Modulation	PCC RB		SCC RB		Conducted Output AV Power (dBm)			Antenna Gain (dBi)	EIRP (W)			Limit (W)
	Size	Offset	Size	Offset	LCH	MCH	HCH		LCH	MCH	HCH	
CA_48C												
QPSK	1	0	0	0	2.52	17.58	2.51	1.13	0.002	0.074	0.002	0.200
	50	0	0	0	2.58	16.56	2.54	1.13	0.002	0.059	0.002	0.200
	100	0	0	0	2.49	16.53	2.47	1.13	0.002	0.058	0.002	0.200
	1	99	1	0	3.16	18.22	3.16	1.13	0.003	0.086	0.003	0.200
	100	0	100	0	2.15	15.19	2.17	1.13	0.002	0.043	0.002	0.200
16-QAM	1	0	0	0	2.67	16.55	2.58	1.13	0.002	0.059	0.002	0.200
	50	0	0	0	2.56	15.55	2.53	1.13	0.002	0.047	0.002	0.200
	100	0	0	0	2.54	15.58	2.51	1.13	0.002	0.047	0.002	0.200
	1	99	1	0	3.23	17.23	3.21	1.13	0.003	0.069	0.003	0.200
	100	0	100	0	2.58	14.22	2.54	1.13	0.002	0.034	0.002	0.200

Modulation	PCC RB		SCC RB		Conducted Output AV Power (dBm)			Antenna Gain (dBi)	EIRP (W)			Limit (W)
	Size	Offset	Size	Offset	LCH	MCH	HCH		LCH	MCH	HCH	
CA_66C												
5MHz+20MHz												
QPSK	1	24	1	0	24.11	24.18	24.15	1.25	0.344	0.349	0.347	1.000
	25	0	100	0	22.23	22.23	22.4	1.25	0.223	0.223	0.232	1.000
16-QAM	1	24	1	0	23.19	23.23	23.24	1.25	0.278	0.281	0.281	1.000
	25	0	100	0	21.22	21.29	21.25	1.25	0.177	0.179	0.178	1.000
20MHz+5MHz												
QPSK	1	0	0	0	23.38	23.54	23.5	1.25	0.290	0.301	0.299	1.000
	50	0	0	0	22.31	22.41	22.39	1.25	0.227	0.232	0.231	1.000
	100	0	0	0	22.35	22.45	22.35	1.25	0.229	0.234	0.229	1.000
	1	99	1	0	24.25	24.35	23.38	1.25	0.355	0.363	0.290	1.000
	100	0	25	0	22.35	22.39	22.36	1.25	0.229	0.231	0.230	1.000
16-QAM	1	0	0	0	22.15	22.15	22.19	1.25	0.219	0.219	0.221	1.000
	50	0	0	0	21.37	21.35	21.43	1.25	0.183	0.182	0.185	1.000
	100	0	0	0	21.41	21.43	21.45	1.25	0.185	0.185	0.186	1.000
	1	99	1	0	23.19	23.2	23.17	1.25	0.278	0.279	0.277	1.000
	100	0	25	0	21.28	21.37	21.29	1.25	0.179	0.183	0.179	1.000
10MHz+15MHz												
QPSK	1	49	1	0	24.09	24.23	24.16	1.25	0.342	0.353	0.348	1.000
	50	0	75	0	22.26	22.28	22.31	1.25	0.224	0.225	0.227	1.000
16-QAM	1	49	1	0	23.15	23.21	23.24	1.25	0.275	0.279	0.281	1.000
	50	0	75	0	21.45	21.35	21.37	1.25	0.186	0.182	0.183	1.000
15MHz+10MHz												
QPSK	1	74	1	0	24.18	24.36	24.2	1.25	0.349	0.364	0.351	1.000
	75	0	50	0	22.32	22.41	22.27	1.25	0.228	0.232	0.225	1.000
16-QAM	1	74	1	0	23.23	23.31	23.15	1.25	0.281	0.286	0.275	1.000
	75	0	50	0	21.41	21.43	21.41	1.25	0.185	0.185	0.185	1.000
10MHz+20MHz												
QPSK	1	49	1	0	24.12	24.18	24.2	1.25	0.344	0.349	0.351	1.000
	50	0	100	0	22.34	22.52	22.27	1.25	0.229	0.238	0.225	1.000
16-QAM	1	49	1	0	23.13	23.2	23.19	1.25	0.274	0.279	0.278	1.000
	50	0	100	0	21.34	21.38	21.35	1.25	0.182	0.183	0.182	1.000
20MHz+10MHz												
QPSK	1	99	1	0	24.18	24.2	24.21	1.25	0.349	0.351	0.352	1.000
	100	0	50	0	22.36	22.4	22.35	1.25	0.230	0.232	0.229	1.000
16-QAM	1	99	1	0	23.18	23.15	23.2	1.25	0.277	0.275	0.279	1.000
	100	0	50	0	21.31	21.4	21.36	1.25	0.180	0.184	0.182	1.000
15MHz+15MHz												

Modulation	PCC RB		SCC RB		Conducted Output AV Power (dBm)			Antenna Gain (dBi)	EIRP (W)			Limit (W)
	Size	Offset	Size	Offset	LCH	MCH	HCH		LCH	MCH	HCH	
CA_66C												
QPSK	1	74	1	0	24.2	24.17	24.2	1.25	0.351	0.348	0.351	1.000
	75	0	75	0	22.4	22.35	22.67	1.25	0.232	0.229	0.247	1.000
16-QAM	1	74	1	0	23.15	23.15	23.11	1.25	0.275	0.275	0.273	1.000
	75	0	75	0	21.35	21.37	21.3	1.25	0.182	0.183	0.180	1.000
15MHz+20MHz												
QPSK	1	74	1	0	24.08	24.2	24.16	1.25	0.341	0.351	0.348	1.000
	75	0	100	0	22.25	22.34	22.22	1.25	0.224	0.229	0.222	1.000
16-QAM	1	74	1	0	23.08	23.15	23.07	1.25	0.271	0.275	0.270	1.000
	75	0	100	0	21.3	21.39	21.32	1.25	0.180	0.184	0.181	1.000
20MHz+15MHz												
QPSK	1	99	1	0	24.17	24.19	24.2	1.25	0.348	0.350	0.351	1.000
	100	0	75	0	22.35	22.37	22.35	1.25	0.229	0.230	0.229	1.000
16-QAM	1	99	1	0	23.15	23.19	23.21	1.25	0.275	0.278	0.279	1.000
	100	0	75	0	21.32	21.42	21.32	1.25	0.181	0.185	0.181	1.000
20MHz+20MHz												
QPSK	1	0	0	0	23.43	23.6	23.53	1.25	0.294	0.305	0.301	1.000
	50	0	0	0	22.36	22.51	22.45	1.25	0.230	0.238	0.234	1.000
	100	0	0	0	22.4	22.55	22.46	1.25	0.232	0.240	0.235	1.000
	1	99	1	0	24.28	24.37	24.32	1.25	0.357	0.365	0.361	1.000
	100	0	100	0	22.38	22.5	22.45	1.25	0.231	0.237	0.234	1.000
16-QAM	1	0	0	0	22.17	22.19	22.18	1.25	0.220	0.221	0.220	1.000
	50	0	0	0	21.37	21.42	21.43	1.25	0.183	0.185	0.185	1.000
	100	0	0	0	21.4	21.45	21.42	1.25	0.184	0.186	0.185	1.000
	1	99	1	0	23.18	23.13	23.1	1.25	0.277	0.274	0.272	1.000
	100	0	100	0	21.39	21.44	21.38	1.25	0.184	0.186	0.183	1.000

NR Mode Test Data

Test BW	Test Channel	Test Mode	UL RB Number	UL RB Position	Conducted Output AV Power(dBm)	EIRP (W)	Limit (W)	Verdict
NR Band n2								
5	LCH	PI2 BPSK	12	6	21.7	0.185	2.000	Pass
			1	1	21.65	0.183	2.000	Pass
			1	23	21.51	0.177	2.000	Pass
		QPSK	12	6	21.61	0.182	2.000	Pass
			1	1	21.66	0.184	2.000	Pass
			1	23	21.56	0.179	2.000	Pass
	MCH	16QAM	12	6	21.58	0.180	2.000	Pass
			1	1	21.65	0.183	2.000	Pass
			1	23	21.48	0.176	2.000	Pass
		QPSK	12	6	21.63	0.182	2.000	Pass
			1	1	21.64	0.183	2.000	Pass
			1	23	21.49	0.177	2.000	Pass
	HCH	PI2 BPSK	12	6	21.49	0.177	2.000	Pass
			1	1	21.57	0.180	2.000	Pass
			1	23	21.4	0.173	2.000	Pass
		QPSK	12	6	21.49	0.177	2.000	Pass
			1	1	21.56	0.179	2.000	Pass
			1	23	21.36	0.171	2.000	Pass
15	LCH	PI2 BPSK	36	18	21.58	0.180	2.000	Pass
			1	1	21.6	0.181	2.000	Pass
			1	77	21.47	0.176	2.000	Pass
		QPSK	36	18	21.63	0.182	2.000	Pass
			1	1	21.64	0.183	2.000	Pass
			1	77	21.56	0.179	2.000	Pass
	MCH	PI2 BPSK	36	18	21.45	0.175	2.000	Pass
			1	1	21.59	0.181	2.000	Pass
			1	77	21.45	0.175	2.000	Pass
		QPSK	36	18	21.54	0.179	2.000	Pass
			1	1	21.57	0.180	2.000	Pass
			1	77	21.55	0.179	2.000	Pass
	HCH	PI2 BPSK	36	18	21.55	0.179	2.000	Pass
			1	1	21.47	0.176	2.000	Pass
			1	77	21.34	0.171	2.000	Pass
		QPSK	36	18	21.51	0.177	2.000	Pass
			1	1	21.51	0.177	2.000	Pass
			1	77	21.37	0.172	2.000	Pass
20	LCH	PI2 BPSK	50	25	21.92	0.195	2.000	Pass
			1	1	21.87	0.193	2.000	Pass

		QPSK	1	104	21.69	0.185	2.000	Pass
			50	25	21.9	0.194	2.000	Pass
			1	1	21.93	0.195	2.000	Pass
			1	104	21.78	0.189	2.000	Pass
	MCH	PI2 BPSK	50	25	21.82	0.191	2.000	Pass
			1	1	21.83	0.191	2.000	Pass
			1	104	21.73	0.187	2.000	Pass
		QPSK	50	25	21.85	0.192	2.000	Pass
			1	1	21.88	0.193	2.000	Pass
			1	104	21.78	0.189	2.000	Pass
	HCH	PI2 BPSK	50	25	21.76	0.188	2.000	Pass
			1	1	21.79	0.189	2.000	Pass
			1	104	21.68	0.185	2.000	Pass
		QPSK	50	25	21.75	0.187	2.000	Pass
			1	1	21.82	0.191	2.000	Pass
			1	104	21.63	0.182	2.000	Pass

Test BW	Test Channel	Test Mode	UL RB Number	UL RB Position	Conducted Output AV Power(dBm)	ERP (W)	Limit (W)	Verdict
NR Band n5								
5	LCH	PI2 BPSK	12	6	22.71	0.164	7.000	Pass
			1	1	22.81	0.167	7.000	Pass
			1	23	22.66	0.162	7.000	Pass
		QPSK	12	6	22.68	0.163	7.000	Pass
			1	1	22.72	0.164	7.000	Pass
			1	23	22.68	0.163	7.000	Pass
	MCH	16QAM	12	6	22.64	0.161	7.000	Pass
			1	1	22.77	0.166	7.000	Pass
			1	23	22.76	0.166	7.000	Pass
		QPSK	12	6	22.64	0.161	7.000	Pass
			1	1	22.76	0.166	7.000	Pass
			1	23	22.78	0.166	7.000	Pass
	HCH	PI2 BPSK	12	6	22.71	0.164	7.000	Pass
			1	1	22.75	0.165	7.000	Pass
			1	23	22.64	0.161	7.000	Pass
		QPSK	12	6	22.62	0.160	7.000	Pass
			1	1	22.69	0.163	7.000	Pass
			1	23	22.66	0.162	7.000	Pass
15	LCH	PI2 BPSK	36	18	22.82	0.168	7.000	Pass
			1	1	22.7	0.163	7.000	Pass
			1	77	22.7	0.163	7.000	Pass
		QPSK	36	18	22.86	0.169	7.000	Pass
			1	1	22.73	0.164	7.000	Pass
			1	77	22.81	0.167	7.000	Pass
	MCH	PI2 BPSK	36	18	22.87	0.170	7.000	Pass
			1	1	22.74	0.165	7.000	Pass
			1	77	22.65	0.161	7.000	Pass
		QPSK	36	18	22.94	0.173	7.000	Pass
			1	1	22.73	0.164	7.000	Pass
			1	77	22.75	0.165	7.000	Pass
	HCH	PI2 BPSK	36	18	22.76	0.166	7.000	Pass
			1	1	22.82	0.168	7.000	Pass
			1	77	22.62	0.160	7.000	Pass
		QPSK	36	18	22.82	0.168	7.000	Pass
			1	1	22.91	0.171	7.000	Pass
			1	77	22.69	0.163	7.000	Pass
20	LCH	PI2 BPSK	50	25	22.87	0.170	7.000	Pass
			1	1	22.66	0.162	7.000	Pass

		QPSK	1	104	22.68	0.163	7.000	Pass	
			50	25	22.89	0.171	7.000	Pass	
			1	1	22.63	0.161	7.000	Pass	
			1	104	22.61	0.160	7.000	Pass	
	MCH	PI2 BPSK	50	25	22.77	0.166	7.000	Pass	
			1	1	22.78	0.166	7.000	Pass	
			1	104	22.67	0.162	7.000	Pass	
		QPSK	50	25	22.81	0.167	7.000	Pass	
			1	1	22.68	0.163	7.000	Pass	
			1	104	22.6	0.160	7.000	Pass	
		HCH	PI2 BPSK	50	25	22.76	0.166	7.000	Pass
				1	1	22.76	0.166	7.000	Pass
	1			104	22.58	0.159	7.000	Pass	
	QPSK		50	25	22.89	0.171	7.000	Pass	
			1	1	22.77	0.166	7.000	Pass	
			1	104	22.63	0.161	7.000	Pass	

Test BW	Test Channel	Test Mode	UL RB Number	UL RB Position	Conducted Output AV Power(dBm)	EIRP (W)	Limit (W)	Verdict
NR Band n7								
5	LCH	PI2 BPSK	12	6	21.92	0.203	2.000	Pass
			1	1	21.85	0.200	2.000	Pass
			1	23	21.95	0.204	2.000	Pass
		QPSK	12	6	21.92	0.203	2.000	Pass
			1	1	21.88	0.201	2.000	Pass
			1	23	21.93	0.203	2.000	Pass
	MCH	PI2 BPSK	12	6	21.93	0.203	2.000	Pass
			1	1	21.91	0.202	2.000	Pass
			1	23	22.06	0.209	2.000	Pass
		QPSK	12	6	21.93	0.203	2.000	Pass
			1	1	21.92	0.203	2.000	Pass
			1	23	22.05	0.209	2.000	Pass
	HCH	PI2 BPSK	12	6	22	0.207	2.000	Pass
			1	1	22.02	0.207	2.000	Pass
			1	23	22.06	0.209	2.000	Pass
		QPSK	12	6	21.99	0.206	2.000	Pass
			1	1	22.08	0.210	2.000	Pass
			1	23	22.08	0.210	2.000	Pass
15	LCH	PI2 BPSK	36	18	22.06	0.209	2.000	Pass
			1	1	22.07	0.210	2.000	Pass
			1	77	22.11	0.212	2.000	Pass
		QPSK	36	18	22.18	0.215	2.000	Pass
			1	1	22.17	0.215	2.000	Pass
			1	77	22.12	0.212	2.000	Pass
	MCH	PI2 BPSK	36	18	22.18	0.215	2.000	Pass
			1	1	22.16	0.214	2.000	Pass
			1	77	22.21	0.217	2.000	Pass
		QPSK	36	18	22.25	0.219	2.000	Pass
			1	1	22.14	0.213	2.000	Pass
			1	77	22.24	0.218	2.000	Pass
	HCH	PI2 BPSK	36	18	22.34	0.223	2.000	Pass
			1	1	22.38	0.225	2.000	Pass
			1	77	22.31	0.222	2.000	Pass
		QPSK	36	18	22.45	0.229	2.000	Pass
			1	1	22.48	0.231	2.000	Pass
			1	77	22.38	0.225	2.000	Pass
20	LCH	PI2 BPSK	50	25	22.26	0.219	2.000	Pass
			1	1	22.25	0.219	2.000	Pass

		QPSK	1	104	22.22	0.217	2.000	Pass
			50	25	22.27	0.220	2.000	Pass
			1	1	22.16	0.214	2.000	Pass
			1	104	22.21	0.217	2.000	Pass
	MCH	PI2 BPSK	50	25	22.21	0.217	2.000	Pass
			1	1	22.18	0.215	2.000	Pass
			1	104	22.32	0.222	2.000	Pass
		QPSK	50	25	22.26	0.219	2.000	Pass
			1	1	22.21	0.217	2.000	Pass
			1	104	22.34	0.223	2.000	Pass
	HCH	PI2 BPSK	50	25	22.47	0.230	2.000	Pass
			1	1	22.34	0.223	2.000	Pass
			1	104	22.3	0.221	2.000	Pass
		QPSK	50	25	22.41	0.227	2.000	Pass
			1	1	22.43	0.228	2.000	Pass
			1	104	22.37	0.225	2.000	Pass

Test BW	Test Channel	Test Mode	UL RB Number	UL RB Position	Conducted Output AV Power(dBm)	ERP (W)	Limit (W)	Verdict
NR Band n12								
5	LCH	PI2 BPSK	12	6	22.61	0.132	3.000	Pass
			1	1	22.5	0.128	3.000	Pass
			1	23	22.53	0.129	3.000	Pass
		QPSK	12	6	22.51	0.129	3.000	Pass
			1	1	22.43	0.126	3.000	Pass
			1	23	22.46	0.127	3.000	Pass
	MCH	PI2 BPSK	12	6	22.57	0.130	3.000	Pass
			1	1	22.6	0.131	3.000	Pass
			1	23	22.53	0.129	3.000	Pass
		QPSK	12	6	22.52	0.129	3.000	Pass
			1	1	22.56	0.130	3.000	Pass
			1	23	22.49	0.128	3.000	Pass
	HCH	PI2 BPSK	12	6	22.54	0.129	3.000	Pass
			1	1	22.52	0.129	3.000	Pass
			1	23	22.46	0.127	3.000	Pass
		QPSK	12	6	22.48	0.128	3.000	Pass
			1	1	22.56	0.130	3.000	Pass
			1	23	22.51	0.129	3.000	Pass
10	LCH	PI2 BPSK	25	12	22.57	0.130	3.000	Pass
			1	1	22.54	0.129	3.000	Pass
			1	50	22.54	0.129	3.000	Pass
		QPSK	25	12	22.58	0.131	3.000	Pass
			1	1	22.58	0.131	3.000	Pass
			1	50	22.44	0.126	3.000	Pass
	MCH	PI2 BPSK	25	12	22.61	0.132	3.000	Pass
			1	1	22.56	0.130	3.000	Pass
			1	50	22.39	0.125	3.000	Pass
		QPSK	25	12	22.6	0.131	3.000	Pass
			1	1	22.59	0.131	3.000	Pass
			1	50	22.55	0.130	3.000	Pass
	HCH	PI2 BPSK	25	12	22.52	0.129	3.000	Pass
			1	1	22.52	0.129	3.000	Pass
			1	50	22.37	0.124	3.000	Pass
		QPSK	25	12	22.47	0.127	3.000	Pass
			1	1	22.41	0.126	3.000	Pass
			1	50	22.28	0.122	3.000	Pass
15	LCH	PI2 BPSK	36	18	22.84	0.139	3.000	Pass
			1	1	22.68	0.134	3.000	Pass

		QPSK	1	77	22.56	0.130	3.000	Pass	
			36	18	22.77	0.136	3.000	Pass	
			1	1	22.69	0.134	3.000	Pass	
			1	77	22.58	0.131	3.000	Pass	
	MCH	PI2 BPSK	36	18	22.66	0.133	3.000	Pass	
			1	1	22.64	0.132	3.000	Pass	
			1	77	22.52	0.129	3.000	Pass	
		QPSK	36	18	22.77	0.136	3.000	Pass	
			1	1	22.64	0.132	3.000	Pass	
			1	77	22.58	0.131	3.000	Pass	
		HCH	PI2 BPSK	36	18	22.59	0.131	3.000	Pass
				1	1	22.67	0.133	3.000	Pass
	1			77	22.41	0.126	3.000	Pass	
	QPSK		36	18	22.66	0.133	3.000	Pass	
			1	1	22.65	0.133	3.000	Pass	
			1	77	22.4	0.125	3.000	Pass	

Test BW	Test Channel	Test Mode	UL RB Number	UL RB Position	Conducted Output AV Power(dBm)	ERP (W)	Limit (W)	Verdict
NR Band n13								
5	LCH	PI2 BPSK	12	6	22.69	0.143	3.000	Pass
			1	1	22.61	0.140	3.000	Pass
			1	23	22.6	0.140	3.000	Pass
		QPSK	12	6	22.62	0.141	3.000	Pass
			1	1	22.63	0.141	3.000	Pass
			1	23	22.63	0.141	3.000	Pass
	MCH	PI2 BPSK	12	6	22.65	0.142	3.000	Pass
			1	1	22.67	0.142	3.000	Pass
			1	23	22.68	0.143	3.000	Pass
		QPSK	12	6	22.62	0.141	3.000	Pass
			1	1	22.64	0.141	3.000	Pass
			1	23	22.66	0.142	3.000	Pass
	HCH	PI2 BPSK	12	6	22.66	0.142	3.000	Pass
			1	1	22.79	0.146	3.000	Pass
			1	23	22.62	0.141	3.000	Pass
		QPSK	12	6	22.6	0.140	3.000	Pass
			1	1	22.61	0.140	3.000	Pass
			1	23	22.6	0.140	3.000	Pass
10	MCH	PI2 BPSK	25	12	22.67	0.142	3.000	Pass
			1	1	22.62	0.141	3.000	Pass
			1	50	22.7	0.143	3.000	Pass
		QPSK	25	12	22.68	0.143	3.000	Pass
			1	1	22.68	0.143	3.000	Pass
			1	50	22.61	0.140	3.000	Pass

Test BW	Test Channel	Test Mode	UL RB Number	UL RB Position	Conducted Output AV Power(dBm)	ERP (W)	Limit (W)	Verdict
NR Band n14								
5	LCH	PI2 BPSK	12	6	22.52	0.148	3.000	Pass
			1	1	22.6	0.150	3.000	Pass
			1	23	22.57	0.149	3.000	Pass
		QPSK	12	6	22.54	0.148	3.000	Pass
			1	1	22.58	0.150	3.000	Pass
			1	23	22.47	0.146	3.000	Pass
	MCH	PI2 BPSK	12	6	22.65	0.152	3.000	Pass
			1	1	22.58	0.150	3.000	Pass
			1	23	22.55	0.149	3.000	Pass
		QPSK	12	6	22.48	0.146	3.000	Pass
			1	1	22.44	0.145	3.000	Pass
			1	23	22.41	0.144	3.000	Pass
	HCH	PI2 BPSK	12	6	22.54	0.148	3.000	Pass
			1	1	22.56	0.149	3.000	Pass
			1	23	22.52	0.148	3.000	Pass
		QPSK	12	6	22.5	0.147	3.000	Pass
			1	1	22.47	0.146	3.000	Pass
			1	23	22.44	0.145	3.000	Pass
10	MCH	PI2 BPSK	25	12	22.56	0.149	3.000	Pass
			1	1	22.64	0.152	3.000	Pass
			1	50	22.38	0.143	3.000	Pass
		QPSK	25	12	22.54	0.148	3.000	Pass
			1	1	22.55	0.149	3.000	Pass
			1	50	22.49	0.147	3.000	Pass

Test BW	Test Channel	Test Mode	UL RB Number	UL RB Position	Conducted Output AV Power(dBm)	ERP (W)	Limit (W)	Verdict
NR Band n18(824-830 MHz)								
5	LCH	PI2 BPSK	12	6	22.65	0.158	7.000	Pass
			1	1	22.7	0.160	7.000	Pass
			1	23	22.69	0.159	7.000	Pass
		QPSK	12	6	22.63	0.157	7.000	Pass
			1	1	22.67	0.158	7.000	Pass
			1	23	22.65	0.158	7.000	Pass
	MCH	PI2 BPSK	12	6	22.58	0.155	7.000	Pass
			1	1	22.72	0.160	7.000	Pass
			1	23	22.59	0.156	7.000	Pass
		QPSK	12	6	22.62	0.157	7.000	Pass
			1	1	22.59	0.156	7.000	Pass
			1	23	22.54	0.154	7.000	Pass
	HCH	PI2 BPSK	12	6	22.59	0.156	7.000	Pass
			1	1	22.65	0.158	7.000	Pass
			1	23	22.61	0.156	7.000	Pass
		QPSK	12	6	22.63	0.157	7.000	Pass
			1	1	22.67	0.158	7.000	Pass
			1	23	22.63	0.157	7.000	Pass

Test BW	Test Channel	Test Mode	UL RB Number	UL RB Position	Conducted Output AV Power(dBm)	ERP (W)	Limit (W)	Verdict
NR Band n18(815-824MHz)								
5	LCH	PI2 BPSK	12	6	22.7	0.160	100.000	Pass
			1	1	22.77	0.162	100.000	Pass
			1	23	22.71	0.160	100.000	Pass
		QPSK	12	6	22.69	0.159	100.000	Pass
			1	1	22.62	0.157	100.000	Pass
			1	23	22.57	0.155	100.000	Pass
	MCH	PI2 BPSK	12	6	22.67	0.158	100.000	Pass
			1	1	22.67	0.158	100.000	Pass
			1	23	22.64	0.157	100.000	Pass
		QPSK	12	6	22.61	0.156	100.000	Pass
			1	1	22.64	0.157	100.000	Pass
			1	23	22.7	0.160	100.000	Pass
	HCH	PI2 BPSK	12	6	22.76	0.162	100.000	Pass
			1	1	22.66	0.158	100.000	Pass
			1	23	22.68	0.159	100.000	Pass
		QPSK	12	6	22.63	0.157	100.000	Pass
			1	1	22.71	0.160	100.000	Pass
			1	23	22.71	0.160	100.000	Pass

Test BW	Test Channel	Test Mode	UL RB Number	UL RB Position	Conducted Output AV Power(dBm)	EIRP (W)	Limit (W)	Verdict
NR Band n25								
5	LCH	PI2 BPSK	12	6	22.3	0.206	2.000	Pass
			1	1	22.35	0.208	2.000	Pass
			1	23	22.35	0.208	2.000	Pass
		QPSK	12	6	22.28	0.205	2.000	Pass
			1	1	22.34	0.207	2.000	Pass
			1	23	22.36	0.208	2.000	Pass
	MCH	PI2 BPSK	12	6	22.28	0.205	2.000	Pass
			1	1	22.38	0.209	2.000	Pass
			1	23	22.39	0.210	2.000	Pass
		QPSK	12	6	22.27	0.204	2.000	Pass
			1	1	22.3	0.206	2.000	Pass
			1	23	22.29	0.205	2.000	Pass
	HCH	PI2 BPSK	12	6	22.19	0.200	2.000	Pass
			1	1	22.2	0.201	2.000	Pass
			1	23	22.25	0.203	2.000	Pass
		QPSK	12	6	22.21	0.201	2.000	Pass
			1	1	22.18	0.200	2.000	Pass
			1	23	22.13	0.198	2.000	Pass
15	LCH	PI2 BPSK	36	18	22.51	0.216	2.000	Pass
			1	1	22.63	0.222	2.000	Pass
			1	77	22.51	0.216	2.000	Pass
		QPSK	36	18	22.59	0.220	2.000	Pass
			1	1	22.7	0.225	2.000	Pass
			1	77	22.55	0.218	2.000	Pass
	MCH	PI2 BPSK	36	18	22.41	0.211	2.000	Pass
			1	1	22.42	0.211	2.000	Pass
			1	77	22.4	0.210	2.000	Pass
		QPSK	36	18	22.4	0.210	2.000	Pass
			1	1	22.44	0.212	2.000	Pass
			1	77	22.37	0.209	2.000	Pass
	HCH	PI2 BPSK	36	18	22.42	0.211	2.000	Pass
			1	1	22.45	0.213	2.000	Pass
			1	77	22.29	0.205	2.000	Pass
		QPSK	36	18	22.42	0.211	2.000	Pass
			1	1	22.51	0.216	2.000	Pass
			1	77	22.34	0.207	2.000	Pass
20	LCH	PI2 BPSK	50	25	22.6	0.220	2.000	Pass
			1	1	22.66	0.223	2.000	Pass

		QPSK	1	104	22.52	0.216	2.000	Pass	
			50	25	22.66	0.223	2.000	Pass	
			1	1	22.6	0.220	2.000	Pass	
			1	104	22.56	0.218	2.000	Pass	
	MCH	PI2 BPSK	50	25	22.54	0.217	2.000	Pass	
			1	1	22.49	0.215	2.000	Pass	
			1	104	22.6	0.220	2.000	Pass	
		QPSK	50	25	22.6	0.220	2.000	Pass	
			1	1	22.54	0.217	2.000	Pass	
			1	104	22.57	0.219	2.000	Pass	
		HCH	PI2 BPSK	50	25	22.59	0.220	2.000	Pass
				1	1	22.61	0.221	2.000	Pass
	1			104	22.37	0.209	2.000	Pass	
	QPSK		50	25	22.54	0.217	2.000	Pass	
			1	1	22.59	0.220	2.000	Pass	
			1	104	22.41	0.211	2.000	Pass	

Test BW	Test Channel	Test Mode	UL RB Number	UL RB Position	Conducted Output AV Power(dBm)	ERP (W)	Limit (W)	Verdict
NR Band n26(824-849 MHz)								
5	LCH	PI2 BPSK	12	6	22.63	0.157	7.000	Pass
			1	1	22.57	0.155	7.000	Pass
			1	23	22.61	0.156	7.000	Pass
		QPSK	12	6	22.5	0.152	7.000	Pass
			1	1	22.6	0.156	7.000	Pass
			1	23	22.66	0.158	7.000	Pass
	MCH	PI2 BPSK	12	6	22.52	0.153	7.000	Pass
			1	1	22.6	0.156	7.000	Pass
			1	23	22.66	0.158	7.000	Pass
		QPSK	12	6	22.54	0.154	7.000	Pass
			1	1	22.52	0.153	7.000	Pass
			1	23	22.58	0.155	7.000	Pass
	HCH	PI2 BPSK	12	6	22.71	0.160	7.000	Pass
			1	1	22.65	0.158	7.000	Pass
			1	23	22.54	0.154	7.000	Pass
		QPSK	12	6	22.52	0.153	7.000	Pass
			1	1	22.58	0.155	7.000	Pass
			1	23	22.49	0.152	7.000	Pass
10	LCH	PI2 BPSK	25	12	22.62	0.157	7.000	Pass
			1	1	22.58	0.155	7.000	Pass
			1	50	22.63	0.157	7.000	Pass
		QPSK	25	12	22.55	0.154	7.000	Pass
			1	1	22.49	0.152	7.000	Pass
			1	50	22.5	0.152	7.000	Pass
	MCH	PI2 BPSK	25	12	22.6	0.156	7.000	Pass
			1	1	22.66	0.158	7.000	Pass
			1	50	22.54	0.154	7.000	Pass
		QPSK	25	12	22.53	0.153	7.000	Pass
			1	1	22.59	0.156	7.000	Pass
			1	50	22.55	0.154	7.000	Pass
	HCH	PI2 BPSK	25	12	22.63	0.157	7.000	Pass
			1	1	22.59	0.156	7.000	Pass
			1	50	22.5	0.152	7.000	Pass
		QPSK	25	12	22.57	0.155	7.000	Pass
			1	1	22.57	0.155	7.000	Pass
			1	50	22.53	0.153	7.000	Pass
20	LCH	PI2 BPSK	50	25	22.7	0.160	7.000	Pass
			1	1	22.59	0.156	7.000	Pass

		QPSK	1	104	22.65	0.158	7.000	Pass
			50	25	22.7	0.160	7.000	Pass
			1	1	22.6	0.156	7.000	Pass
			1	104	22.58	0.155	7.000	Pass
	MCH	PI2 BPSK	50	25	22.81	0.164	7.000	Pass
			1	1	22.67	0.158	7.000	Pass
			1	104	22.75	0.161	7.000	Pass
		QPSK	50	25	22.75	0.161	7.000	Pass
			1	1	22.75	0.161	7.000	Pass
			1	104	22.54	0.154	7.000	Pass
	HCH	PI2 BPSK	50	25	22.69	0.159	7.000	Pass
			1	1	22.74	0.161	7.000	Pass
			1	104	22.64	0.157	7.000	Pass
		QPSK	50	25	22.71	0.160	7.000	Pass
			1	1	22.64	0.157	7.000	Pass
			1	104	22.59	0.156	7.000	Pass

Test BW	Test Channel	Test Mode	UL RB Number	UL RB Position	Conducted Output AV Power(dBm)	ERP (W)	Limit (W)	Verdict
NR Band n26(814-824MHz)								
5	LCH	PI2 BPSK	12	6	22.68	0.159	100.000	Pass
			1	1	22.66	0.158	100.000	Pass
			1	23	22.69	0.159	100.000	Pass
		QPSK	12	6	22.57	0.155	100.000	Pass
			1	1	22.66	0.158	100.000	Pass
			1	23	22.69	0.159	100.000	Pass
	MCH	PI2 BPSK	12	6	22.72	0.160	100.000	Pass
			1	1	22.63	0.157	100.000	Pass
			1	23	22.62	0.157	100.000	Pass
		QPSK	12	6	22.64	0.157	100.000	Pass
			1	1	22.61	0.156	100.000	Pass
			1	23	22.61	0.156	100.000	Pass
	HCH	PI2 BPSK	12	6	22.58	0.155	100.000	Pass
			1	1	22.6	0.156	100.000	Pass
			1	23	22.57	0.155	100.000	Pass
		QPSK	12	6	22.53	0.153	100.000	Pass
			1	1	22.64	0.157	100.000	Pass
			1	23	22.55	0.154	100.000	Pass
10	MCH	PI2 BPSK	25	12	22.63	0.157	100.000	Pass
			1	1	22.77	0.162	100.000	Pass
			1	50	22.62	0.157	100.000	Pass
		QPSK	25	12	22.71	0.160	100.000	Pass
			1	1	22.65	0.158	100.000	Pass
			1	50	22.51	0.153	100.000	Pass

Test BW	Test Channel	Test Mode	UL RB Number	UL RB Position	Conducted Output AV Power(dBm)	EIRP (W)	Limit (W)	Verdict
NR Band n30								
10	MCH	PI2 BPSK	25	12	22.45	0.221	0.250	Pass
			1	1	22.48	0.223	0.250	Pass
			1	50	22.52	0.225	0.250	Pass
		QPSK	25	12	22.45	0.221	0.250	Pass
			1	1	22.43	0.220	0.250	Pass
			1	50	22.43	0.220	0.250	Pass

Test BW	Test Channel	Test Mode	UL RB Number	UL RB Position	Conducted Output AV Power(dBm)	EIRP (W)	Limit (W)	Verdict
NR Band n66								
5	LCH	PI2 BPSK	12	6	22.84	0.256	1.000	Pass
			1	1	22.9	0.260	1.000	Pass
			1	23	22.92	0.261	1.000	Pass
		QPSK	12	6	22.87	0.258	1.000	Pass
			1	1	22.82	0.255	1.000	Pass
			1	23	22.83	0.256	1.000	Pass
	MCH	PI2 BPSK	12	6	23.05	0.269	1.000	Pass
			1	1	22.94	0.262	1.000	Pass
			1	23	23.05	0.269	1.000	Pass
		QPSK	12	6	22.95	0.263	1.000	Pass
			1	1	23.01	0.267	1.000	Pass
			1	23	23	0.266	1.000	Pass
	HCH	PI2 BPSK	12	6	23.04	0.269	1.000	Pass
			1	1	22.95	0.263	1.000	Pass
			1	23	23.02	0.267	1.000	Pass
		QPSK	12	6	23.01	0.267	1.000	Pass
			1	1	22.94	0.262	1.000	Pass
			1	23	22.97	0.264	1.000	Pass
20	LCH	PI2 BPSK	50	25	23.1	0.272	1.000	Pass
			1	1	23.12	0.274	1.000	Pass
			1	104	23.08	0.271	1.000	Pass
		QPSK	50	25	23.03	0.268	1.000	Pass
			1	1	23.16	0.276	1.000	Pass
			1	104	23.13	0.274	1.000	Pass
	MCH	PI2 BPSK	50	25	23.16	0.276	1.000	Pass
			1	1	23.16	0.276	1.000	Pass
			1	104	23.1	0.272	1.000	Pass
		QPSK	50	25	23.19	0.278	1.000	Pass
			1	1	22.95	0.263	1.000	Pass
			1	104	22.86	0.258	1.000	Pass
	HCH	PI2 BPSK	50	25	22.89	0.259	1.000	Pass
			1	1	22.72	0.249	1.000	Pass
			1	104	22.92	0.261	1.000	Pass
		QPSK	50	25	22.91	0.261	1.000	Pass
			1	1	22.73	0.250	1.000	Pass
			1	104	23.16	0.276	1.000	Pass
30	LCH	PI2 BPSK	80	40	23.19	0.278	1.000	Pass
			1	1	23.1	0.272	1.000	Pass

		QPSK	1	158	23.14	0.275	1.000	Pass
			80	40	23.08	0.271	1.000	Pass
			1	1	23.02	0.267	1.000	Pass
			1	158	23.1	0.272	1.000	Pass
	MCH	PI2 BPSK	80	40	23.22	0.280	1.000	Pass
			1	1	23.06	0.270	1.000	Pass
			1	158	23.05	0.269	1.000	Pass
		QPSK	80	40	23.2	0.279	1.000	Pass
			1	1	23.12	0.274	1.000	Pass
			1	158	23.05	0.269	1.000	Pass
	HCH	PI2 BPSK	80	40	23.21	0.279	1.000	Pass
			1	1	23.13	0.274	1.000	Pass
			1	158	23.23	0.281	1.000	Pass
		QPSK	80	40	23.22	0.280	1.000	Pass
			1	1	23.13	0.274	1.000	Pass
			1	158	23.23	0.281	1.000	Pass

Test BW	Test Channel	Test Mode	UL RB Number	UL RB Position	Conducted Output AV Power(dBm)	ERP (W)	Limit (W)	Verdict
NR Band n71								
5	LCH	PI2 BPSK	12	6	22.82	0.138	3.000	Pass
			1	1	22.72	0.135	3.000	Pass
			1	23	22.75	0.136	3.000	Pass
		QPSK	12	6	22.71	0.135	3.000	Pass
			1	1	22.77	0.137	3.000	Pass
			1	23	22.76	0.136	3.000	Pass
	MCH	PI2 BPSK	12	6	22.62	0.132	3.000	Pass
			1	1	22.56	0.130	3.000	Pass
			1	23	22.55	0.130	3.000	Pass
		QPSK	12	6	22.64	0.133	3.000	Pass
			1	1	22.51	0.129	3.000	Pass
			1	23	22.49	0.128	3.000	Pass
	HCH	PI2 BPSK	12	6	22.63	0.132	3.000	Pass
			1	1	22.68	0.134	3.000	Pass
			1	23	22.59	0.131	3.000	Pass
		QPSK	12	6	22.59	0.131	3.000	Pass
			1	1	22.67	0.134	3.000	Pass
			1	23	22.58	0.131	3.000	Pass
10	LCH	PI2 BPSK	25	12	22.7	0.135	3.000	Pass
			1	1	22.81	0.138	3.000	Pass
			1	50	22.64	0.133	3.000	Pass
		QPSK	25	12	22.74	0.136	3.000	Pass
			1	1	22.78	0.137	3.000	Pass
			1	50	22.7	0.135	3.000	Pass
	MCH	PI2 BPSK	25	12	22.64	0.133	3.000	Pass
			1	1	22.68	0.134	3.000	Pass
			1	50	22.63	0.132	3.000	Pass
		QPSK	25	12	22.6	0.132	3.000	Pass
			1	1	22.63	0.132	3.000	Pass
			1	50	22.71	0.135	3.000	Pass
	HCH	PI2 BPSK	25	12	22.69	0.134	3.000	Pass
			1	1	22.71	0.135	3.000	Pass
			1	50	22.54	0.130	3.000	Pass
		QPSK	25	12	22.56	0.130	3.000	Pass
			1	1	22.65	0.133	3.000	Pass
			1	50	22.57	0.131	3.000	Pass
20	LCH	PI2 BPSK	50	25	22.7	0.135	3.000	Pass
			1	1	22.7	0.135	3.000	Pass

			1	104	22.61	0.132	3.000	Pass
		QPSK	50	25	22.77	0.137	3.000	Pass
			1	1	22.72	0.135	3.000	Pass
			1	104	22.72	0.135	3.000	Pass
	MCH	PI2 BPSK	50	25	22.77	0.137	3.000	Pass
			1	1	22.83	0.139	3.000	Pass
			1	104	22.7	0.135	3.000	Pass
		QPSK	50	25	22.77	0.137	3.000	Pass
			1	1	22.68	0.134	3.000	Pass
			1	104	22.67	0.134	3.000	Pass
	HCH	PI2 BPSK	50	25	22.67	0.134	3.000	Pass
			1	1	22.79	0.137	3.000	Pass
			1	104	22.54	0.130	3.000	Pass
		QPSK	50	25	22.61	0.132	3.000	Pass
			1	1	22.77	0.137	3.000	Pass
			1	104	22.6	0.132	3.000	Pass

Test BW	Test Channel	Test Mode	UL RB Number	UL RB Position	Conducted Output AV Power(dBm)	EIRP (W)	Limit (W)	Verdict
NR Band n38								
20	LCH	PI2 BPSK	25	12	22.63	0.231	2.000	Pass
			1	1	22.6	0.230	2.000	Pass
			1	49	22.58	0.229	2.000	Pass
		QPSK	25	12	22.7	0.235	2.000	Pass
			1	1	22.59	0.229	2.000	Pass
			1	49	22.57	0.228	2.000	Pass
	MCH	PI2 BPSK	25	12	22.61	0.230	2.000	Pass
			1	1	22.49	0.224	2.000	Pass
			1	49	22.58	0.229	2.000	Pass
		QPSK	25	12	22.57	0.228	2.000	Pass
			1	1	22.5	0.224	2.000	Pass
			1	49	22.57	0.228	2.000	Pass
	HCH	PI2 BPSK	25	12	22.63	0.231	2.000	Pass
			1	1	22.64	0.232	2.000	Pass
			1	49	22.59	0.229	2.000	Pass
		QPSK	25	12	22.65	0.232	2.000	Pass
			1	1	22.58	0.229	2.000	Pass
			1	49	22.59	0.229	2.000	Pass
30	LCH	PI2 BPSK	36	18	21.88	0.195	2.000	Pass
			1	1	21.89	0.195	2.000	Pass
			1	76	22.1	0.205	2.000	Pass
		QPSK	36	18	21.87	0.194	2.000	Pass
			1	1	21.86	0.194	2.000	Pass
			1	76	22.09	0.204	2.000	Pass
	MCH	PI2 BPSK	36	18	21.87	0.194	2.000	Pass
			1	1	21.91	0.196	2.000	Pass
			1	76	22	0.200	2.000	Pass
		QPSK	36	18	21.9	0.195	2.000	Pass
			1	1	21.84	0.193	2.000	Pass
			1	76	21.98	0.199	2.000	Pass
	HCH	PI2 BPSK	36	18	21.97	0.199	2.000	Pass
			1	1	21.96	0.198	2.000	Pass
			1	76	21.98	0.199	2.000	Pass
		QPSK	36	18	21.88	0.195	2.000	Pass
			1	1	21.85	0.193	2.000	Pass
			1	76	21.93	0.197	2.000	Pass
40	LCH	PI2 BPSK	50	25	22.65	0.232	2.000	Pass
			1	1	22.63	0.231	2.000	Pass

		QPSK	1	104	22.67	0.233	2.000	Pass
			50	25	22.64	0.232	2.000	Pass
			1	1	22.6	0.230	2.000	Pass
			1	104	22.58	0.229	2.000	Pass
	MCH	PI2 BPSK	50	25	22.5	0.224	2.000	Pass
			1	1	22.53	0.226	2.000	Pass
			1	104	22.56	0.228	2.000	Pass
		QPSK	50	25	22.51	0.225	2.000	Pass
			1	1	22.44	0.221	2.000	Pass
			1	104	22.53	0.226	2.000	Pass
	HCH	PI2 BPSK	50	25	22.61	0.230	2.000	Pass
			1	1	22.6	0.230	2.000	Pass
			1	104	22.54	0.226	2.000	Pass
		QPSK	50	25	22.62	0.231	2.000	Pass
			1	1	22.54	0.226	2.000	Pass
			1	104	22.58	0.229	2.000	Pass

Test BW	Test Channel	Test Mode	UL RB Number	UL RB Position	Conducted Output AV Power(dBm)	EIRP (W)	Limit (W)	Verdict
NR Band n41								
20	LCH	PI2 BPSK	25	12	24.77	0.389	2.000	Pass
			1	1	24.81	0.393	2.000	Pass
			1	49	24.75	0.387	2.000	Pass
		QPSK	25	12	24.78	0.390	2.000	Pass
			1	1	24.6	0.374	2.000	Pass
			1	49	24.77	0.389	2.000	Pass
	MCH	PI2 BPSK	25	12	25.1	0.420	2.000	Pass
			1	1	25.12	0.422	2.000	Pass
			1	49	25.13	0.423	2.000	Pass
		QPSK	25	12	25.1	0.420	2.000	Pass
			1	1	25.01	0.411	2.000	Pass
			1	49	25.12	0.422	2.000	Pass
	HCH	PI2 BPSK	25	12	24.87	0.398	2.000	Pass
			1	1	24.93	0.404	2.000	Pass
			1	49	24.9	0.401	2.000	Pass
		QPSK	25	12	24.82	0.394	2.000	Pass
			1	1	24.86	0.397	2.000	Pass
			1	49	24.86	0.397	2.000	Pass
60	LCH	PI2 BPSK	81	40	24.8	0.392	2.000	Pass
			1	1	24.64	0.378	2.000	Pass
			1	160	25.16	0.426	2.000	Pass
		QPSK	81	40	24.79	0.391	2.000	Pass
			1	1	24.68	0.381	2.000	Pass
			1	160	25.11	0.421	2.000	Pass
	MCH	PI2 BPSK	81	40	25.07	0.417	2.000	Pass
			1	1	25.05	0.415	2.000	Pass
			1	160	25	0.410	2.000	Pass
		QPSK	81	40	25.05	0.415	2.000	Pass
			1	1	25.02	0.412	2.000	Pass
			1	160	24.92	0.403	2.000	Pass
	HCH	PI2 BPSK	81	40	24.96	0.406	2.000	Pass
			1	1	25	0.410	2.000	Pass
			1	160	24.77	0.389	2.000	Pass
		QPSK	81	40	24.97	0.407	2.000	Pass
			1	1	24.91	0.402	2.000	Pass
			1	160	24.79	0.391	2.000	Pass
100	LCH	PI2 BPSK	135	67	24.83	0.394	2.000	Pass
			1	1	24.62	0.376	2.000	Pass

			1	271	25.07	0.417	2.000	Pass
		QPSK	135	67	24.85	0.396	2.000	Pass
			1	1	24.55	0.370	2.000	Pass
			1	271	25.04	0.414	2.000	Pass
	MCH	PI2 BPSK	135	67	25.02	0.412	2.000	Pass
			1	1	25.03	0.413	2.000	Pass
			1	271	24.88	0.399	2.000	Pass
		QPSK	135	67	25.06	0.416	2.000	Pass
			1	1	24.95	0.406	2.000	Pass
			1	271	24.79	0.391	2.000	Pass
	HCH	PI2 BPSK	135	67	24.86	0.397	2.000	Pass
			1	1	24.88	0.399	2.000	Pass
			1	271	24.7	0.383	2.000	Pass
		QPSK	135	67	24.89	0.400	2.000	Pass
			1	1	24.87	0.398	2.000	Pass
			1	271	24.63	0.377	2.000	Pass

Test BW	Test Channel	Test Mode	UL RB Number	UL RB Position	Conducted Output AV Power(dBm)	EIRP (W)	Limit (W)	Verdict
NR Band n48								
20	LCH	PI2 BPSK	25	12	15.06	0.042	0.200	Pass
			1	1	15.12	0.042	0.200	Pass
			1	49	15.09	0.042	0.200	Pass
		QPSK	25	12	15.05	0.041	0.200	Pass
			1	1	15.07	0.042	0.200	Pass
			1	49	15.04	0.041	0.200	Pass
	MCH	PI2 BPSK	25	12	15.29	0.044	0.200	Pass
			1	1	15.28	0.044	0.200	Pass
			1	49	15.41	0.045	0.200	Pass
		QPSK	25	12	15.25	0.043	0.200	Pass
			1	1	15.25	0.043	0.200	Pass
			1	49	15.24	0.043	0.200	Pass
	HCH	PI2 BPSK	25	12	15.39	0.045	0.200	Pass
			1	1	15.37	0.045	0.200	Pass
			1	49	15.34	0.044	0.200	Pass
		QPSK	25	12	15.42	0.045	0.200	Pass
			1	1	15.31	0.044	0.200	Pass
			1	49	15.33	0.044	0.200	Pass
40	LCH	PI2 BPSK	50	25	15.16	0.043	0.200	Pass
			1	1	15.12	0.042	0.200	Pass
			1	104	15.39	0.045	0.200	Pass
		QPSK	50	25	15.11	0.042	0.200	Pass
			1	1	15.12	0.042	0.200	Pass
			1	104	15.3	0.044	0.200	Pass
	MCH	PI2 BPSK	50	25	15.4	0.045	0.200	Pass
			1	1	15.37	0.045	0.200	Pass
			1	104	15.44	0.045	0.200	Pass
		QPSK	50	25	15.27	0.044	0.200	Pass
			1	1	15.37	0.045	0.200	Pass
			1	104	15.43	0.045	0.200	Pass
	HCH	PI2 BPSK	50	25	15.51	0.046	0.200	Pass
			1	1	15.36	0.045	0.200	Pass
			1	104	15.55	0.047	0.200	Pass
		QPSK	50	25	15.46	0.046	0.200	Pass
			1	1	15.3	0.044	0.200	Pass
			1	104	15.5	0.046	0.200	Pass

Test BW	Test Channel	Test Mode	UL RB Number	UL RB Position	Conducted Output AV Power(dBm)	EIRP (W)	Limit (W)	Verdict
NR Band n77(3450-3550 MHz)								
20	LCH	PI2 BPSK	25	12	24.31	0.324	1.000	Pass
			1	1	24.3	0.324	1.000	Pass
			1	49	24.33	0.326	1.000	Pass
		QPSK	25	12	24.23	0.318	1.000	Pass
			1	1	24.25	0.320	1.000	Pass
			1	49	24.34	0.327	1.000	Pass
	MCH	PI2 BPSK	25	12	24.18	0.315	1.000	Pass
			1	1	24.31	0.324	1.000	Pass
			1	49	24.29	0.323	1.000	Pass
		QPSK	25	12	24.19	0.316	1.000	Pass
			1	1	24.25	0.320	1.000	Pass
			1	49	24.22	0.318	1.000	Pass
	HCH	PI2 BPSK	25	12	24.18	0.315	1.000	Pass
			1	1	24.22	0.318	1.000	Pass
			1	49	24.22	0.318	1.000	Pass
		QPSK	25	12	24.21	0.317	1.000	Pass
			1	1	24.17	0.314	1.000	Pass
			1	49	24.13	0.311	1.000	Pass
60	LCH	PI2 BPSK	81	40	24.29	0.323	1.000	Pass
			1	1	24.22	0.318	1.000	Pass
			1	160	24	0.302	1.000	Pass
		QPSK	81	40	24.27	0.321	1.000	Pass
			1	1	24.16	0.313	1.000	Pass
			1	160	24.02	0.303	1.000	Pass
	MCH	PI2 BPSK	81	40	24.14	0.312	1.000	Pass
			1	1	24.18	0.315	1.000	Pass
			1	160	23.98	0.301	1.000	Pass
		QPSK	81	40	24.06	0.306	1.000	Pass
			1	1	24.16	0.313	1.000	Pass
			1	160	23.96	0.299	1.000	Pass
	HCH	PI2 BPSK	81	40	24.12	0.310	1.000	Pass
			1	1	24.05	0.305	1.000	Pass
			1	160	23.96	0.299	1.000	Pass
		QPSK	81	40	24.13	0.311	1.000	Pass
			1	1	24.03	0.304	1.000	Pass
			1	160	24.05	0.305	1.000	Pass
100	MCH	PI2 BPSK	135	67	24	0.302	1.000	Pass
			1	1	24.04	0.305	1.000	Pass

			1	271	23.99	0.301	1.000	Pass
		QPSK	135	67	23.92	0.296	1.000	Pass
			1	1	24.09	0.308	1.000	Pass
			1	271	23.93	0.297	1.000	Pass

Test BW	Test Channel	Test Mode	UL RB Number	UL RB Position	Conducted Output AV Power(dBm)	EIRP (W)	Limit (W)	Verdict
NR Band n77(3550-3700MHz)								
20	LCH	PI2 BPSK	25	12	22.02	0.191	0.200	Pass
			1	1	22	0.191	0.200	Pass
			1	49	22.03	0.192	0.200	Pass
		QPSK	25	12	21.96	0.189	0.200	Pass
			1	1	21.9	0.186	0.200	Pass
			1	49	21.97	0.189	0.200	Pass
	MCH	PI2 BPSK	25	12	14.14	0.031	0.200	Pass
			1	1	14.2	0.032	0.200	Pass
			1	49	14.14	0.031	0.200	Pass
		QPSK	25	12	14.15	0.031	0.200	Pass
			1	1	14.11	0.031	0.200	Pass
			1	49	14.15	0.031	0.200	Pass
	HCH	PI2 BPSK	25	12	14.11	0.031	0.200	Pass
			1	1	14.18	0.031	0.200	Pass
			1	49	14.13	0.031	0.200	Pass
		QPSK	25	12	14.18	0.031	0.200	Pass
			1	1	14.18	0.031	0.200	Pass
			1	49	14.18	0.031	0.200	Pass
60	LCH	PI2 BPSK	81	40	13.9	0.030	0.200	Pass
			1	1	13.8	0.029	0.200	Pass
			1	160	13.97	0.030	0.200	Pass
		QPSK	81	40	13.85	0.029	0.200	Pass
			1	1	13.78	0.029	0.200	Pass
			1	160	13.86	0.029	0.200	Pass
	MCH	PI2 BPSK	81	40	13.91	0.030	0.200	Pass
			1	1	14.05	0.031	0.200	Pass
			1	160	13.9	0.030	0.200	Pass
		QPSK	81	40	13.98	0.030	0.200	Pass
			1	1	14.03	0.030	0.200	Pass
			1	160	13.94	0.030	0.200	Pass
	HCH	PI2 BPSK	81	40	13.96	0.030	0.200	Pass
			1	1	13.95	0.030	0.200	Pass
			1	160	13.9	0.030	0.200	Pass
		QPSK	81	40	13.97	0.030	0.200	Pass
			1	1	13.9	0.030	0.200	Pass
			1	160	13.92	0.030	0.200	Pass
100	LCH	PI2 BPSK	135	67	13.89	0.029	0.200	Pass
			1	1	13.61	0.028	0.200	Pass

			1	271	14	0.030	0.200	Pass	
		QPSK	135	67	13.78	0.029	0.200	Pass	
			1	1	13.59	0.027	0.200	Pass	
			1	271	13.95	0.030	0.200	Pass	
	MCH	PI2 BPSK	135	67	13.9	0.030	0.200	Pass	
			1	1	13.76	0.029	0.200	Pass	
			1	271	13.79	0.029	0.200	Pass	
		QPSK	135	67	13.83	0.029	0.200	Pass	
			1	1	13.7	0.028	0.200	Pass	
			1	271	13.76	0.029	0.200	Pass	
		HCH	PI2 BPSK	135	67	13.81	0.029	0.200	Pass
				1	1	13.77	0.029	0.200	Pass
	1			271	13.91	0.030	0.200	Pass	
	QPSK		135	67	13.77	0.029	0.200	Pass	
			1	1	13.77	0.029	0.200	Pass	
			1	271	13.9	0.030	0.200	Pass	

Test BW	Test Channel	Test Mode	UL RB Number	UL RB Position	Conducted Output AV Power(dBm)	EIRP (W)	Limit (W)	Verdict
NR Band n77(3700-3980 MHz)								
20	LCH	PI2 BPSK	25	12	23.84	0.291	1.000	Pass
			1	1	23.74	0.284	1.000	Pass
			1	49	23.87	0.293	1.000	Pass
		QPSK	25	12	23.85	0.292	1.000	Pass
			1	1	23.73	0.284	1.000	Pass
			1	49	23.81	0.289	1.000	Pass
	MCH	PI2 BPSK	25	12	23.65	0.279	1.000	Pass
			1	1	23.72	0.283	1.000	Pass
			1	49	23.61	0.276	1.000	Pass
		QPSK	25	12	23.6	0.275	1.000	Pass
			1	1	23.68	0.281	1.000	Pass
			1	49	23.57	0.274	1.000	Pass
	HCH	PI2 BPSK	25	12	23.78	0.287	1.000	Pass
			1	1	23.71	0.282	1.000	Pass
			1	49	23.7	0.282	1.000	Pass
		QPSK	25	12	23.68	0.281	1.000	Pass
			1	1	23.75	0.285	1.000	Pass
			1	49	23.73	0.284	1.000	Pass
60	LCH	PI2 BPSK	81	40	23.72	0.283	1.000	Pass
			1	1	23.61	0.276	1.000	Pass
			1	160	23.52	0.270	1.000	Pass
		QPSK	81	40	23.73	0.284	1.000	Pass
			1	1	23.61	0.276	1.000	Pass
			1	160	23.56	0.273	1.000	Pass
	MCH	PI2 BPSK	81	40	23.51	0.270	1.000	Pass
			1	1	23.56	0.273	1.000	Pass
			1	160	23.52	0.270	1.000	Pass
		QPSK	81	40	23.56	0.273	1.000	Pass
			1	1	23.51	0.270	1.000	Pass
			1	160	23.47	0.267	1.000	Pass
	HCH	PI2 BPSK	81	40	23.58	0.274	1.000	Pass
			1	1	23.38	0.262	1.000	Pass
			1	160	23.45	0.266	1.000	Pass
		QPSK	81	40	23.54	0.272	1.000	Pass
			1	1	23.37	0.261	1.000	Pass
			1	160	23.42	0.264	1.000	Pass
100	LCH	PI2 BPSK	135	67	23.53	0.271	1.000	Pass
			1	1	23.5	0.269	1.000	Pass

			1	271	23.57	0.274	1.000	Pass
		QPSK	135	67	23.51	0.270	1.000	Pass
			1	1	23.43	0.265	1.000	Pass
			1	271	23.6	0.275	1.000	Pass
	MCH	PI2 BPSK	135	67	23.46	0.267	1.000	Pass
			1	1	23.53	0.271	1.000	Pass
			1	271	23.53	0.271	1.000	Pass
		QPSK	135	67	23.45	0.266	1.000	Pass
			1	1	23.52	0.270	1.000	Pass
			1	271	23.5	0.269	1.000	Pass
				135	67	23.47	0.267	1.000
		HCH	PI2 BPSK	1	1	23.46	0.267	1.000
	1			271	23.51	0.270	1.000	Pass
				135	67	23.43	0.265	1.000
	QPSK		1	1	23.4	0.263	1.000	Pass
			1	271	23.48	0.268	1.000	Pass

Test BW	Test Channel	Test Mode	UL RB Number	UL RB Position	Conducted Output AV Power(dBm)	EIRP (W)	Limit (W)	Verdict
NR Band n78(3450-3550 MHz)								
20	LCH	PI2 BPSK	25	12	24.08	0.308	1.000	Pass
			1	1	24.16	0.313	1.000	Pass
			1	49	24.27	0.321	1.000	Pass
		QPSK	25	12	24.12	0.310	1.000	Pass
			1	1	24.17	0.314	1.000	Pass
			1	49	24.23	0.318	1.000	Pass
	MCH	PI2 BPSK	25	12	24.1	0.309	1.000	Pass
			1	1	24.13	0.311	1.000	Pass
			1	49	24.19	0.316	1.000	Pass
		QPSK	25	12	23.97	0.300	1.000	Pass
			1	1	24.16	0.313	1.000	Pass
			1	49	24.12	0.310	1.000	Pass
	HCH	PI2 BPSK	25	12	24.04	0.305	1.000	Pass
			1	1	24.12	0.310	1.000	Pass
			1	49	24.17	0.314	1.000	Pass
		QPSK	25	12	24.08	0.308	1.000	Pass
			1	1	24.05	0.305	1.000	Pass
			1	49	24.03	0.304	1.000	Pass
50	LCH	PI2 BPSK	64	32	23.95	0.299	1.000	Pass
			1	1	23.93	0.297	1.000	Pass
			1	131	23.89	0.294	1.000	Pass
		QPSK	64	32	23.91	0.296	1.000	Pass
			1	1	23.87	0.293	1.000	Pass
			1	131	23.81	0.289	1.000	Pass
	MCH	PI2 BPSK	64	32	24.01	0.303	1.000	Pass
			1	1	23.96	0.299	1.000	Pass
			1	131	23.95	0.299	1.000	Pass
		QPSK	64	32	23.99	0.301	1.000	Pass
			1	1	24	0.302	1.000	Pass
			1	131	23.9	0.295	1.000	Pass
	HCH	PI2 BPSK	64	32	23.85	0.292	1.000	Pass
			1	1	23.72	0.283	1.000	Pass
			1	131	23.79	0.288	1.000	Pass
		QPSK	64	32	23.87	0.293	1.000	Pass
			1	1	23.72	0.283	1.000	Pass
			1	131	23.8	0.288	1.000	Pass
100	MCH	PI2 BPSK	135	67	23.84	0.291	1.000	Pass
			1	1	23.9	0.295	1.000	Pass

			1	271	23.8	0.288	1.000	Pass
		QPSK	135	67	23.83	0.290	1.000	Pass
			1	1	23.89	0.294	1.000	Pass
			1	271	23.78	0.287	1.000	Pass

Test BW	Test Channel	Test Mode	UL RB Number	UL RB Position	Conducted Output AV Power(dBm)	EIRP (W)	Limit (W)	Verdict
NR Band n78(3550-3700 MHz)								
20	LCH	PI2 BPSK	25	12	22.02	0.191	0.200	Pass
			1	1	22.03	0.192	0.200	Pass
			1	49	22.09	0.195	0.200	Pass
		QPSK	25	12	22.02	0.191	0.200	Pass
			1	1	22.02	0.191	0.200	Pass
			1	49	22.05	0.193	0.200	Pass
	MCH	PI2 BPSK	25	12	14.15	0.031	0.200	Pass
			1	1	14.21	0.032	0.200	Pass
			1	49	14.17	0.031	0.200	Pass
		QPSK	25	12	14.13	0.031	0.200	Pass
			1	1	14.16	0.031	0.200	Pass
			1	49	14.12	0.031	0.200	Pass
	HCH	PI2 BPSK	25	12	14.19	0.032	0.200	Pass
			1	1	14.2	0.032	0.200	Pass
			1	49	14.18	0.031	0.200	Pass
		QPSK	25	12	14.21	0.032	0.200	Pass
			1	1	14.21	0.032	0.200	Pass
			1	49	14.19	0.032	0.200	Pass
50	LCH	PI2 BPSK	64	32	9.17	0.010	0.200	Pass
			1	1	9.12	0.010	0.200	Pass
			1	131	9.18	0.010	0.200	Pass
		QPSK	64	32	9.18	0.010	0.200	Pass
			1	1	9.05	0.010	0.200	Pass
			1	131	9.18	0.010	0.200	Pass
	MCH	PI2 BPSK	64	32	9.31	0.010	0.200	Pass
			1	1	9.42	0.011	0.200	Pass
			1	131	9.21	0.010	0.200	Pass
		QPSK	64	32	9.33	0.010	0.200	Pass
			1	1	9.4	0.010	0.200	Pass
			1	131	9.24	0.010	0.200	Pass
	HCH	PI2 BPSK	64	32	9.38	0.010	0.200	Pass
			1	1	9.22	0.010	0.200	Pass
			1	131	9.25	0.010	0.200	Pass
		QPSK	64	32	9.24	0.010	0.200	Pass
			1	1	9.21	0.010	0.200	Pass
			1	131	9.23	0.010	0.200	Pass
100	LCH	PI2 BPSK	135	67	13.86	0.029	0.200	Pass
			1	1	13.64	0.028	0.200	Pass

		QPSK	1	271	13.93	0.030	0.200	Pass
			135	67	13.75	0.029	0.200	Pass
			1	1	13.55	0.027	0.200	Pass
			1	271	13.76	0.029	0.200	Pass
	MCH	PI2 BPSK	135	67	13.78	0.029	0.200	Pass
			1	1	13.69	0.028	0.200	Pass
			1	271	13.7	0.028	0.200	Pass
		QPSK	135	67	13.84	0.029	0.200	Pass
			1	1	13.67	0.028	0.200	Pass
			1	271	13.72	0.028	0.200	Pass
	HCH	PI2 BPSK	135	67	9.08	0.010	0.200	Pass
			1	1	9.03	0.010	0.200	Pass
			1	271	9.33	0.010	0.200	Pass
		QPSK	135	67	9.13	0.010	0.200	Pass
			1	1	9.06	0.010	0.200	Pass
			1	271	9.3	0.010	0.200	Pass

Test BW	Test Channel	Test Mode	UL RB Number	UL RB Position	Conducted Output AV Power(dBm)	EIRP (W)	Limit (W)	Verdict
NR Band n78(3700-3800 MHz)								
20	LCH	PI2 BPSK	25	12	24.02	0.303	1.000	Pass
			1	1	24.05	0.305	1.000	Pass
			1	49	24.09	0.308	1.000	Pass
		QPSK	25	12	24.03	0.304	1.000	Pass
			1	1	23.97	0.300	1.000	Pass
			1	49	24.05	0.305	1.000	Pass
	MCH	PI2 BPSK	25	12	24.07	0.307	1.000	Pass
			1	1	23.99	0.301	1.000	Pass
			1	49	24.04	0.305	1.000	Pass
		QPSK	25	12	24.01	0.303	1.000	Pass
			1	1	23.97	0.300	1.000	Pass
			1	49	24.04	0.305	1.000	Pass
	HCH	PI2 BPSK	25	12	24.07	0.307	1.000	Pass
			1	1	24.08	0.308	1.000	Pass
			1	49	24.08	0.308	1.000	Pass
		QPSK	25	12	24	0.302	1.000	Pass
			1	1	24.05	0.305	1.000	Pass
			1	49	24.06	0.306	1.000	Pass
50	LCH	PI2 BPSK	64	32	23.89	0.294	1.000	Pass
			1	1	23.77	0.286	1.000	Pass
			1	131	23.84	0.291	1.000	Pass
		QPSK	64	32	23.83	0.290	1.000	Pass
			1	1	23.76	0.286	1.000	Pass
			1	131	23.69	0.281	1.000	Pass
	MCH	PI2 BPSK	64	32	23.92	0.296	1.000	Pass
			1	1	23.92	0.296	1.000	Pass
			1	131	23.79	0.288	1.000	Pass
		QPSK	64	32	23.8	0.288	1.000	Pass
			1	1	23.76	0.286	1.000	Pass
			1	131	23.78	0.287	1.000	Pass
	HCH	PI2 BPSK	64	32	23.8	0.288	1.000	Pass
			1	1	23.86	0.292	1.000	Pass
			1	131	23.67	0.280	1.000	Pass
		QPSK	64	32	23.91	0.296	1.000	Pass
			1	1	23.82	0.290	1.000	Pass
			1	131	23.68	0.281	1.000	Pass
100	MCH	PI2 BPSK	135	67	23.66	0.279	1.000	Pass
			1	1	23.7	0.282	1.000	Pass

			1	271	23.82	0.290	1.000	Pass
		QPSK	135	67	23.74	0.284	1.000	Pass
			1	1	23.59	0.275	1.000	Pass
			1	271	23.78	0.287	1.000	Pass

Bandwidth (MHz)	UL Channel	UL OFDM	UL Modulation	UL RB Number	UL RB Position	Conducted Output Power (dBm)			SUM - EIRP (W)	Limit (W)
NR Band n41 UL MIMO										
20	Low	CP-OFDM	QPSK	25	12	21.21	21.6	24.42	0.359	2.000
			QPSK	1	0	21.13	21.61	24.39	0.356	2.000
			QPSK	1	50	21.36	21.57	24.47	0.364	2.000
			QPSK	51	0	21.21	21.65	24.44	0.361	2.000
			16QAM	25	12	21.17	21.66	24.43	0.360	2.000
			16QAM	1	0	21.16	21.65	24.42	0.359	2.000
			16QAM	1	50	21.27	21.54	24.42	0.359	2.000
			16QAM	51	0	21.24	21.49	24.38	0.355	2.000
			64QAM	1	0	21.47	21.53	24.51	0.366	2.000
			64QAM	1	50	21.56	21.64	24.61	0.375	2.000
			64QAM	51	0	21.29	21.62	24.47	0.363	2.000
			256QAM	1	0	21.11	21.01	24.07	0.331	2.000
	256QAM		1	50	21.21	21.8	24.53	0.368	2.000	
	256QAM		51	0	13.45	13.54	16.51	0.058	2.000	
	Mid		QPSK	25	12	21.74	21.83	24.8	0.391	2.000
			QPSK	1	0	21.75	21.91	24.84	0.395	2.000
			QPSK	1	50	21.82	21.8	24.82	0.394	2.000
			QPSK	51	0	21.72	21.79	24.76	0.389	2.000
			16QAM	25	12	21.78	21.87	24.84	0.395	2.000
			16QAM	1	0	21.76	21.87	24.82	0.394	2.000
			16QAM	1	50	21.88	21.81	24.86	0.397	2.000
			16QAM	51	0	21.78	21.91	24.85	0.397	2.000
			64QAM	1	0	21.97	21.85	24.92	0.403	2.000
			64QAM	1	50	22.03	21.81	24.93	0.404	2.000
			64QAM	51	0	21.75	21.88	24.83	0.394	2.000
			256QAM	1	0	21.35	22.07	24.74	0.386	2.000
	256QAM		1	50	21.74	22.01	24.89	0.400	2.000	
	256QAM		51	0	13.81	13.9	16.86	0.063	2.000	
	High		QPSK	25	12	21.5	21.44	24.48	0.364	2.000
			QPSK	1	0	21.47	21.62	24.55	0.370	2.000
			QPSK	1	50	21.61	21.51	24.57	0.372	2.000
			QPSK	51	0	21.45	21.56	24.51	0.367	2.000
			16QAM	25	12	21.44	21.59	24.53	0.368	2.000
			16QAM	1	0	21.57	21.62	24.6	0.375	2.000
			16QAM	1	50	21.64	21.44	24.55	0.370	2.000
			16QAM	51	0	21.49	21.42	24.47	0.363	2.000
64QAM		1	0	21.66	21.47	24.57	0.372	2.000		
64QAM		1	50	21.76	21.46	24.63	0.376	2.000		

30			64QAM	51	0	21.51	21.45	24.49	0.365	2.000	
			256QAM	1	0	21.39	21.82	24.62	0.376	2.000	
			256QAM	1	50	21.41	21.67	24.55	0.370	2.000	
			256QAM	51	0	13.63	13.48	16.56	0.059	2.000	
	Low			QPSK	39	19	21.42	21.62	24.53	0.368	2.000
				QPSK	1	0	21.3	21.62	24.47	0.363	2.000
				QPSK	1	77	21.51	21.75	24.64	0.378	2.000
				QPSK	78	0	21.45	21.65	24.56	0.371	2.000
				16QAM	39	19	21.41	21.67	24.56	0.370	2.000
				16QAM	1	0	21.48	21.72	24.61	0.375	2.000
				16QAM	1	77	21.74	21.75	24.75	0.388	2.000
				16QAM	78	0	21.45	21.76	24.62	0.376	2.000
				64QAM	1	0	21.68	21.73	24.71	0.384	2.000
				64QAM	1	77	21.81	21.66	24.75	0.387	2.000
				64QAM	78	0	21.43	21.72	24.59	0.373	2.000
				256QAM	1	0	21.3	20.71	24.03	0.328	2.000
				256QAM	1	77	21.58	21.91	24.76	0.388	2.000
				256QAM	78	0	13.62	13.76	16.7	0.061	2.000
				Mid		CP-OFDM	QPSK	39	19	21.83	21.82
	QPSK	1	0				21.86	21.9	24.89	0.400	2.000
	QPSK	1	77				21.85	21.8	24.84	0.395	2.000
	QPSK	78	0				21.81	21.74	24.79	0.390	2.000
	16QAM	39	19				21.81	21.79	24.81	0.393	2.000
	16QAM	1	0				21.63	21.98	24.82	0.393	2.000
	16QAM	1	77				21.93	21.79	24.87	0.398	2.000
	16QAM	78	0				21.87	21.8	24.84	0.396	2.000
	64QAM	1	0				22.03	21.98	25.02	0.412	2.000
	64QAM	1	77				22.25	21.83	25.06	0.415	2.000
	64QAM	78	0				21.83	21.76	24.8	0.392	2.000
	256QAM	1	0				21.43	22.1	24.79	0.391	2.000
	256QAM	1	77				21.89	22.02	24.97	0.407	2.000
	256QAM	78	0				14.06	13.8	16.94	0.064	2.000
	High						QPSK	39	19	21.62	21.66
QPSK				1	0	21.8	21.85	24.83	0.395	2.000	
QPSK				1	77	21.72	21.73	24.73	0.386	2.000	
QPSK				78	0	21.71	21.7	24.71	0.384	2.000	
16QAM				39	19	21.68	21.68	24.69	0.382	2.000	
16QAM				1	0	21.74	21.76	24.76	0.388	2.000	
16QAM				1	77	21.64	21.67	24.67	0.380	2.000	
16QAM				78	0	21.68	21.7	24.7	0.383	2.000	
64QAM				1	0	21.93	21.91	24.93	0.404	2.000	
64QAM				1	77	21.9	21.83	24.87	0.399	2.000	
64QAM				78	0	21.7	21.74	24.73	0.386	2.000	

			256QAM	1	0	21.6	22.01	24.82	0.394	2.000	
			256QAM	1	77	21.44	21.84	24.65	0.379	2.000	
			256QAM	78	0	13.7	13.79	16.76	0.061	2.000	
40	Low		QPSK	53	26	21.25	21.45	24.36	0.354	2.000	
			QPSK	1	0	21.31	21.64	24.49	0.365	2.000	
			QPSK	1	105	21.6	21.79	24.71	0.383	2.000	
			QPSK	106	0	21.39	21.57	24.49	0.365	2.000	
			16QAM	53	26	21.31	21.52	24.43	0.359	2.000	
			16QAM	1	0	21.42	21.62	24.53	0.368	2.000	
			16QAM	1	105	21.68	21.78	24.74	0.386	2.000	
			16QAM	106	0	21.36	21.52	24.45	0.361	2.000	
			64QAM	1	0	21.54	21.66	24.61	0.375	2.000	
			64QAM	1	105	21.9	21.8	24.86	0.397	2.000	
			64QAM	106	0	21.31	21.55	24.44	0.361	2.000	
			256QAM	1	0	21.24	20.75	24.01	0.327	2.000	
	256QAM	1	105	21.53	22	24.78	0.390	2.000			
	256QAM	106	0	13.51	13.57	16.55	0.059	2.000			
	Mid	CP-OFDM		QPSK	53	26	21.79	21.82	24.82	0.393	2.000
				QPSK	1	0	21.8	21.9	24.86	0.397	2.000
				QPSK	1	105	21.91	21.93	24.93	0.404	2.000
				QPSK	106	0	21.81	21.88	24.85	0.397	2.000
				16QAM	53	26	21.77	21.89	24.84	0.395	2.000
				16QAM	1	0	21.93	21.91	24.93	0.404	2.000
				16QAM	1	105	21.95	21.94	24.95	0.406	2.000
				16QAM	106	0	21.89	21.85	24.88	0.399	2.000
				64QAM	1	0	22.06	21.89	24.99	0.409	2.000
				64QAM	1	105	22.14	21.78	24.97	0.408	2.000
				64QAM	106	0	21.85	21.87	24.87	0.398	2.000
				256QAM	1	0	21.53	22.09	24.83	0.394	2.000
	256QAM	1	105	21.85	21.98	24.93	0.403	2.000			
	256QAM	106	0	13.89	13.9	16.91	0.064	2.000			
	High			QPSK	53	26	21.53	21.6	24.58	0.372	2.000
				QPSK	1	0	21.67	21.78	24.73	0.386	2.000
				QPSK	1	105	21.59	21.64	24.63	0.376	2.000
				QPSK	106	0	21.61	21.62	24.62	0.376	2.000
				16QAM	53	26	21.62	21.58	24.61	0.375	2.000
				16QAM	1	0	21.73	21.73	24.74	0.386	2.000
				16QAM	1	105	21.59	21.66	24.63	0.377	2.000
				16QAM	106	0	21.68	21.64	24.67	0.380	2.000
64QAM				1	0	22.01	21.84	24.93	0.404	2.000	
64QAM				1	105	21.87	21.73	24.81	0.393	2.000	
64QAM				106	0	21.61	21.67	24.65	0.378	2.000	
256QAM				1	0	21.5	21.95	24.75	0.386	2.000	

50	Low	CP-OFDM	256QAM	1	105	21.44	21.8	24.63	0.377	2.000	
			256QAM	106	0	13.71	13.6	16.66	0.060	2.000	
			QPSK	67	33	21.5	21.66	24.59	0.373	2.000	
			QPSK	1	0	21.49	21.8	24.66	0.379	2.000	
			QPSK	1	132	21.8	21.77	24.8	0.391	2.000	
			QPSK	133	0	21.49	21.67	24.59	0.373	2.000	
			16QAM	67	33	21.54	21.47	24.51	0.367	2.000	
			16QAM	1	0	21.5	21.72	24.62	0.376	2.000	
			16QAM	1	132	21.79	21.71	24.76	0.388	2.000	
			16QAM	133	0	21.53	21.65	24.6	0.374	2.000	
			64QAM	1	0	21.71	21.89	24.81	0.393	2.000	
			64QAM	1	132	21.99	21.85	24.93	0.404	2.000	
			64QAM	133	0	21.54	21.73	24.65	0.378	2.000	
			256QAM	1	0	21.39	21.45	24.43	0.360	2.000	
			256QAM	1	132	21.62	22	24.82	0.394	2.000	
			256QAM	133	0	13.75	13.73	16.75	0.061	2.000	
	Mid		QPSK	67	33	21.74	21.7	24.73	0.386	2.000	
			QPSK	1	0	21.75	21.81	24.79	0.391	2.000	
			QPSK	1	132	21.82	21.91	24.87	0.399	2.000	
			QPSK	133	0	21.74	21.83	24.8	0.391	2.000	
			16QAM	67	33	21.81	21.78	24.81	0.392	2.000	
			16QAM	1	0	21.75	21.76	24.76	0.389	2.000	
			16QAM	1	132	21.91	21.68	24.81	0.392	2.000	
			16QAM	133	0	21.73	21.76	24.75	0.388	2.000	
			64QAM	1	0	21.97	21.84	24.91	0.402	2.000	
			64QAM	1	132	22.06	21.8	24.94	0.405	2.000	
			64QAM	133	0	21.78	21.76	24.78	0.390	2.000	
			256QAM	1	0	21.69	21.98	24.85	0.396	2.000	
			256QAM	1	132	21.74	22.05	24.91	0.402	2.000	
			256QAM	133	0	13.77	13.83	16.81	0.062	2.000	
			High	QPSK	67	33	21.65	21.6	24.63	0.377	2.000
				QPSK	1	0	21.74	21.76	24.76	0.388	2.000
	QPSK			1	132	21.42	21.47	24.46	0.362	2.000	
	QPSK			133	0	21.68	21.6	24.65	0.378	2.000	
	16QAM			67	33	21.73	21.61	24.68	0.381	2.000	
	16QAM			1	0	21.78	21.78	24.79	0.391	2.000	
	16QAM			1	132	21.47	21.42	24.46	0.362	2.000	
	16QAM			133	0	21.65	21.62	24.65	0.378	2.000	
	64QAM			1	0	21.9	21.9	24.91	0.402	2.000	
	64QAM			1	132	21.84	21.55	24.71	0.384	2.000	
64QAM	133	0		21.7	21.62	24.67	0.380	2.000			
256QAM	1	0		21.57	22.05	24.82	0.394	2.000			
256QAM	1	132		21.39	21.64	24.53	0.368	2.000			

60	Low	CP-OFDM	256QAM	133	0	13.79	13.61	16.71	0.061	2.000
			QPSK	81	40	21.28	21.47	24.39	0.356	2.000
			QPSK	1	0	21.13	21.49	24.32	0.351	2.000
			QPSK	1	161	21.6	21.76	24.69	0.382	2.000
			QPSK	162	0	21.33	21.54	24.45	0.361	2.000
			16QAM	81	40	21.38	21.47	24.44	0.360	2.000
			16QAM	1	0	21.27	21.57	24.43	0.360	2.000
			16QAM	1	161	21.7	21.71	24.71	0.384	2.000
			16QAM	162	0	21.42	21.56	24.5	0.366	2.000
			64QAM	1	0	21.58	21.55	24.58	0.372	2.000
			64QAM	1	161	22.03	21.73	24.89	0.400	2.000
			64QAM	162	0	21.37	21.59	24.49	0.365	2.000
			256QAM	1	0	21.26	21.77	24.53	0.368	2.000
			256QAM	1	161	21.63	21.97	24.82	0.393	2.000
			256QAM	162	0	13.59	13.57	16.59	0.059	2.000
	Mid		QPSK	81	40	21.77	21.74	24.77	0.389	2.000
			QPSK	1	0	21.6	21.74	24.68	0.381	2.000
			QPSK	1	161	21.58	21.66	24.63	0.377	2.000
			QPSK	162	0	21.72	21.77	24.76	0.388	2.000
			16QAM	81	40	21.71	21.8	24.76	0.389	2.000
			16QAM	1	0	21.8	21.87	24.84	0.396	2.000
			16QAM	1	161	21.73	21.85	24.8	0.392	2.000
			16QAM	162	0	21.75	21.72	24.75	0.387	2.000
			64QAM	1	0	21.74	21.6	24.68	0.381	2.000
			64QAM	1	161	21.59	21.52	24.57	0.371	2.000
			64QAM	162	0	21.75	21.78	24.77	0.390	2.000
			256QAM	1	0	21.54	21.92	24.74	0.387	2.000
			256QAM	1	161	21.47	21.91	24.71	0.383	2.000
			256QAM	162	0	13.79	13.78	16.8	0.062	2.000
			High	QPSK	81	40	21.64	21.52	24.59	0.373
	QPSK			1	0	21.53	21.74	24.65	0.378	2.000
	QPSK			1	161	21.46	21.37	24.42	0.359	2.000
	QPSK			162	0	21.65	21.48	24.58	0.372	2.000
	16QAM			81	40	21.61	21.54	24.59	0.373	2.000
	16QAM			1	0	21.59	21.69	24.65	0.378	2.000
	16QAM			1	161	21.55	21.42	24.49	0.365	2.000
	16QAM			162	0	21.69	21.56	24.64	0.377	2.000
	64QAM			1	0	21.87	21.68	24.78	0.391	2.000
	64QAM			1	161	21.8	21.38	24.61	0.375	2.000
	64QAM			162	0	21.66	21.59	24.63	0.377	2.000
	256QAM			1	0	21.54	21.9	24.73	0.386	2.000
	256QAM		1	161	21.31	21.6	24.47	0.363	2.000	
256QAM	162	0	13.77	13.56	16.68	0.060	2.000			

70	Low	CP-OFDM	QPSK	95	47	21.45	21.5	24.49	0.364	2.000
			QPSK	1	0	21.31	21.58	24.46	0.362	2.000
			QPSK	1	188	21.44	21.53	24.5	0.365	2.000
			QPSK	189	0	21.48	21.52	24.51	0.366	2.000
			16QAM	95	47	21.44	21.45	24.46	0.362	2.000
			16QAM	1	0	21.47	21.59	24.54	0.369	2.000
			16QAM	1	188	21.58	21.58	24.59	0.373	2.000
			16QAM	189	0	21.46	21.49	24.49	0.364	2.000
			64QAM	1	0	21.7	21.59	24.65	0.379	2.000
			64QAM	1	188	21.88	21.61	24.76	0.388	2.000
			64QAM	189	0	21.42	21.51	24.47	0.364	2.000
			256QAM	1	0	21.2	21.82	24.53	0.368	2.000
			256QAM	1	188	21.46	21.8	24.64	0.378	2.000
			256QAM	189	0	13.72	13.65	16.69	0.061	2.000
			Mid	QPSK	95	47	21.64	21.65	24.66	0.379
	QPSK			1	0	21.61	21.59	24.61	0.375	2.000
	QPSK			1	188	21.73	21.56	24.66	0.379	2.000
	QPSK			189	0	21.7	21.59	24.66	0.379	2.000
	16QAM			95	47	21.67	21.59	24.64	0.378	2.000
	16QAM			1	0	21.79	21.6	24.71	0.383	2.000
	16QAM			1	188	21.69	21.39	24.55	0.370	2.000
	16QAM			189	0	21.72	21.61	24.67	0.381	2.000
	64QAM			1	0	21.94	21.73	24.85	0.396	2.000
	64QAM			1	188	21.86	21.56	24.72	0.385	2.000
	64QAM			189	0	21.73	21.64	24.7	0.382	2.000
	256QAM			1	0	21.55	21.83	24.7	0.383	2.000
	256QAM			1	188	21.49	21.63	24.57	0.372	2.000
	256QAM			189	0	13.81	13.62	16.73	0.061	2.000
	High			QPSK	95	47	21.38	21.36	24.38	0.356
			QPSK	1	0	21.34	21.6	24.48	0.364	2.000
			QPSK	1	188	21.29	21.42	24.36	0.354	2.000
			QPSK	189	0	21.42	21.38	24.41	0.358	2.000
			16QAM	95	47	21.38	21.3	24.35	0.353	2.000
			16QAM	1	0	21.41	21.61	24.52	0.367	2.000
			16QAM	1	188	21.24	21.47	24.37	0.355	2.000
			16QAM	189	0	21.47	21.36	24.43	0.359	2.000
64QAM		1	0	21.66	21.57	24.63	0.376	2.000		
64QAM		1	188	21.68	21.59	24.65	0.378	2.000		
64QAM		189	0	21.44	21.37	24.42	0.359	2.000		
256QAM		1	0	21.34	21.74	24.55	0.370	2.000		
256QAM		1	188	21.29	21.51	24.41	0.358	2.000		
256QAM		189	0	13.66	13.46	16.57	0.059	2.000		
80		Low	QPSK	109	54	21.4	21.39	24.41	0.358	2.000

		CP-OFDM	QPSK	1	0	21.36	21.48	24.43	0.360	2.000	
			QPSK	1	216	21.78	21.65	24.72	0.385	2.000	
			QPSK	217	0	21.45	21.52	24.49	0.365	2.000	
			16QAM	109	54	21.46	21.46	24.47	0.363	2.000	
			16QAM	1	0	21.34	21.46	24.41	0.358	2.000	
			16QAM	1	216	21.75	21.63	24.7	0.383	2.000	
			16QAM	217	0	21.42	21.47	24.45	0.362	2.000	
			64QAM	1	0	21.58	21.6	24.6	0.374	2.000	
			64QAM	1	216	21.98	21.75	24.88	0.399	2.000	
			64QAM	217	0	21.44	21.48	24.47	0.363	2.000	
			256QAM	1	0	21.23	21.68	24.47	0.363	2.000	
			256QAM	1	216	21.59	21.88	24.75	0.387	2.000	
	256QAM		217	0	13.64	13.49	16.58	0.059	2.000		
	Mid			QPSK	109	54	21.78	21.58	24.69	0.382	2.000
				QPSK	1	0	21.64	21.51	24.59	0.373	2.000
				QPSK	1	216	21.75	21.48	24.62	0.376	2.000
				QPSK	217	0	21.66	21.63	24.65	0.379	2.000
				16QAM	109	54	21.73	21.57	24.66	0.379	2.000
				16QAM	1	0	21.77	21.46	24.63	0.377	2.000
				16QAM	1	216	21.73	21.57	24.66	0.379	2.000
				16QAM	217	0	21.73	21.59	24.67	0.380	2.000
				64QAM	1	0	21.88	21.55	24.73	0.385	2.000
				64QAM	1	216	22.01	21.58	24.81	0.393	2.000
				64QAM	217	0	21.67	21.53	24.61	0.375	2.000
				256QAM	1	0	21.57	21.72	24.65	0.379	2.000
	256QAM		1	216	21.58	21.73	24.66	0.380	2.000		
	256QAM		217	0	13.86	13.56	16.72	0.061	2.000		
	High			QPSK	109	54	21.61	21.42	24.53	0.368	2.000
				QPSK	1	0	21.45	21.6	24.53	0.369	2.000
				QPSK	1	216	21.45	21.36	24.41	0.359	2.000
				QPSK	217	0	21.6	21.43	24.53	0.368	2.000
				16QAM	109	54	21.65	21.46	24.57	0.371	2.000
				16QAM	1	0	21.64	21.67	24.66	0.380	2.000
				16QAM	1	216	21.43	21.34	24.4	0.357	2.000
				16QAM	217	0	21.57	21.47	24.53	0.368	2.000
				64QAM	1	0	21.75	21.62	24.7	0.382	2.000
64QAM		1		216	21.7	21.4	24.56	0.371	2.000		
64QAM		217		0	21.63	21.46	24.55	0.370	2.000		
256QAM		1		0	21.44	21.85	24.66	0.379	2.000		
256QAM	1	216	21.32	21.59	24.47	0.363	2.000				
256QAM	217	0	13.61	13.51	16.57	0.059	2.000				
90	Low	CP-OFDM	QPSK	123	61	21.57	21.57	24.58	0.372	2.000	
			QPSK	1	0	21.44	21.55	24.5	0.366	2.000	

			QPSK	1	244	21.65	21.63	24.65	0.378	2.000
			QPSK	245	0	21.52	21.56	24.55	0.370	2.000
			16QAM	123	61	21.64	21.59	24.63	0.376	2.000
			16QAM	1	0	21.4	21.58	24.5	0.366	2.000
			16QAM	1	244	21.69	21.69	24.7	0.383	2.000
			16QAM	245	0	21.56	21.62	24.6	0.374	2.000
			64QAM	1	0	21.68	21.7	24.7	0.383	2.000
			64QAM	1	244	21.96	21.67	24.83	0.394	2.000
			64QAM	245	0	21.56	21.59	24.59	0.373	2.000
			256QAM	1	0	21.31	21	24.17	0.339	2.000
			256QAM	1	244	21.38	21.84	24.62	0.376	2.000
			256QAM	245	0	13.78	13.67	16.73	0.061	2.000
	Mid		QPSK	123	61	21.8	21.64	24.73	0.386	2.000
			QPSK	1	0	21.71	21.54	24.63	0.377	2.000
			QPSK	1	244	21.64	21.48	24.57	0.372	2.000
			QPSK	245	0	21.65	21.6	24.64	0.377	2.000
			16QAM	123	61	21.81	21.73	24.78	0.390	2.000
			16QAM	1	0	21.83	21.51	24.69	0.381	2.000
			16QAM	1	244	21.69	21.64	24.67	0.381	2.000
			16QAM	245	0	21.7	21.67	24.69	0.382	2.000
			64QAM	1	0	21.96	21.47	24.73	0.386	2.000
			64QAM	1	244	21.81	21.51	24.67	0.380	2.000
			64QAM	245	0	21.61	21.64	24.63	0.377	2.000
			256QAM	1	0	20.58	21.67	24.17	0.339	2.000
	High		256QAM	1	244	21.03	21.71	24.39	0.357	2.000
			256QAM	245	0	13.9	13.65	16.79	0.062	2.000
			QPSK	123	61	21.75	21.55	24.66	0.379	2.000
			QPSK	1	0	21.62	21.61	24.62	0.376	2.000
			QPSK	1	244	21.38	21.38	24.39	0.356	2.000
			QPSK	245	0	21.72	21.64	24.69	0.382	2.000
			16QAM	123	61	21.82	21.52	24.68	0.381	2.000
			16QAM	1	0	21.62	21.66	24.65	0.378	2.000
			16QAM	1	244	21.4	21.36	24.39	0.356	2.000
			16QAM	245	0	21.7	21.65	24.69	0.382	2.000
			64QAM	1	0	21.87	21.65	24.77	0.389	2.000
			64QAM	1	244	21.7	21.41	24.57	0.371	2.000
100	Low	CP-OFDM	64QAM	245	0	21.78	21.63	24.72	0.384	2.000
			256QAM	1	0	20.9	21.86	24.42	0.359	2.000
			256QAM	1	244	20.64	21.49	24.09	0.333	2.000
			256QAM	245	0	13.81	13.52	16.67	0.060	2.000
			QPSK	137	68	21.5	21.51	24.51	0.367	2.000
			QPSK	1	0	21.38	21.54	24.47	0.363	2.000
			QPSK	1	272	21.78	21.82	24.81	0.393	2.000

		QPSK	273	0	21.47	21.55	24.52	0.367	2.000
		16QAM	137	68	21.47	21.49	24.49	0.365	2.000
		16QAM	1	0	21.47	21.58	24.53	0.369	2.000
		16QAM	1	272	21.87	21.75	24.82	0.394	2.000
		16QAM	273	0	21.53	21.58	24.57	0.371	2.000
		64QAM	1	0	21.59	21.54	24.57	0.372	2.000
		64QAM	1	272	21.96	21.77	24.88	0.399	2.000
		64QAM	273	0	21.5	21.53	24.52	0.368	2.000
		256QAM	1	0	21.3	21.51	24.42	0.359	2.000
		256QAM	1	272	21.69	22.02	24.87	0.398	2.000
		256QAM	273	0	13.7	13.58	16.65	0.060	2.000
		QPSK	137	68	21.72	21.63	24.69	0.382	2.000
	QPSK	1	0	21.74	21.57	24.67	0.380	2.000	
	QPSK	1	272	21.67	21.41	24.55	0.370	2.000	
	QPSK	273	0	21.67	21.58	24.64	0.377	2.000	
	16QAM	137	68	21.79	21.69	24.75	0.387	2.000	
	16QAM	1	0	21.81	21.55	24.69	0.382	2.000	
	16QAM	1	272	21.66	21.47	24.57	0.372	2.000	
	16QAM	273	0	21.65	21.65	24.66	0.379	2.000	
	64QAM	1	0	22	21.66	24.84	0.396	2.000	
	64QAM	1	272	22.04	21.54	24.81	0.392	2.000	
	64QAM	273	0	21.72	21.65	24.69	0.382	2.000	
	256QAM	1	0	21.3	21.74	24.53	0.369	2.000	
	256QAM	1	272	21.54	21.69	24.62	0.376	2.000	
	256QAM	273	0	13.81	13.7	16.76	0.062	2.000	
	QPSK	137	68	21.5	21.49	24.51	0.366	2.000	
	QPSK	1	0	21.49	21.66	24.58	0.373	2.000	
	QPSK	1	272	21.33	21.35	24.35	0.353	2.000	
	QPSK	273	0	21.54	21.52	24.54	0.369	2.000	
	16QAM	137	68	21.59	21.5	24.55	0.370	2.000	
	16QAM	1	0	21.48	21.48	24.49	0.365	2.000	
	16QAM	1	272	21.35	21.34	24.35	0.354	2.000	
	16QAM	273	0	21.55	21.49	24.53	0.368	2.000	
	64QAM	1	0	21.67	21.61	24.65	0.378	2.000	
	64QAM	1	272	21.7	21.48	24.6	0.374	2.000	
	64QAM	273	0	21.62	21.48	24.56	0.371	2.000	
256QAM	1	0	21.43	21.74	24.6	0.374	2.000		
256QAM	1	272	21.24	21.56	24.41	0.358	2.000		
256QAM	273	0	13.75	13.75	16.69	0.062	2.000		

Bandwidth (MHz)	UL Channel	UL OFDM	UL Modulation	UL RB Number	UL RB Position	Conducted Output Power (dBm)			SUM - EIRP (W)	Limit (W)
NR Band n48 UL MIMO										
20	Low	CP-OFDM	QPSK	25	12	16.55	16.48	19.53	0.116	0.200
			QPSK	1	0	15.08	14.91	18.01	0.082	0.200
			QPSK	1	50	15.32	14.87	18.11	0.084	0.200
			QPSK	51	0	15.15	15	18.09	0.083	0.200
			16QAM	25	12	16.07	15.97	19.03	0.104	0.200
			16QAM	1	0	15.09	15.01	18.06	0.083	0.200
			16QAM	1	50	15.21	15.04	18.14	0.084	0.200
			16QAM	51	0	15.16	14.93	18.06	0.083	0.200
			64QAM	1	0	15	14.47	17.75	0.077	0.200
			64QAM	1	50	15.08	14.52	17.82	0.079	0.200
			64QAM	51	0	14.69	14.49	17.6	0.075	0.200
			256QAM	1	0	11.77	11.75	14.77	0.039	0.200
	256QAM		1	50	11.8	11.85	14.83	0.039	0.200	
	256QAM		51	0	11.88	11.58	14.75	0.039	0.200	
	Mid		QPSK	25	12	16.89	16.4	19.66	0.120	0.200
			QPSK	1	0	15.43	15	18.23	0.086	0.200
			QPSK	1	50	15.32	14.86	18.11	0.084	0.200
			QPSK	51	0	15.37	14.9	18.15	0.085	0.200
			16QAM	25	12	16.36	15.94	19.17	0.107	0.200
			16QAM	1	0	15.32	14.93	18.14	0.085	0.200
			16QAM	1	50	15.3	14.83	18.08	0.083	0.200
			16QAM	51	0	15.35	14.93	18.16	0.085	0.200
			64QAM	1	0	15.04	14.55	17.81	0.078	0.200
			64QAM	1	50	15.31	14.47	17.92	0.080	0.200
			64QAM	51	0	14.9	14.46	17.7	0.076	0.200
			256QAM	1	0	11.85	11.84	14.86	0.040	0.200
	256QAM		1	50	11.85	11.74	14.81	0.039	0.200	
	256QAM		51	0	11.98	11.5	14.76	0.039	0.200	
	High		QPSK	25	12	16.85	16.47	19.68	0.120	0.200
			QPSK	1	0	15.34	14.94	18.15	0.085	0.200
			QPSK	1	50	15.3	14.88	18.1	0.084	0.200
			QPSK	51	0	15.34	14.94	18.15	0.085	0.200
			16QAM	25	12	16.4	15.94	19.18	0.108	0.200
			16QAM	1	0	15.22	14.93	18.09	0.084	0.200
			16QAM	1	50	15.29	14.87	18.09	0.084	0.200
			16QAM	51	0	15.33	14.93	18.15	0.085	0.200
64QAM		1	0	14.95	14.56	17.77	0.078	0.200		
64QAM		1	50	15.31	14.47	17.92	0.080	0.200		

40			64QAM	51	0	14.86	14.51	17.7	0.076	0.200	
			256QAM	1	0	11.79	11.81	14.81	0.039	0.200	
			256QAM	1	50	11.88	11.74	14.82	0.039	0.200	
			256QAM	51	0	12.01	11.57	14.8	0.039	0.200	
	Low			QPSK	53	26	16.66	16.46	19.57	0.118	0.200
				QPSK	1	0	15.19	14.92	18.07	0.083	0.200
				QPSK	1	105	15.44	15.05	18.26	0.087	0.200
				QPSK	106	0	15.16	14.89	18.04	0.083	0.200
				16QAM	53	26	16.12	15.91	19.03	0.104	0.200
				16QAM	1	0	15.2	14.96	18.09	0.084	0.200
				16QAM	1	105	15.38	15.13	18.27	0.087	0.200
				16QAM	106	0	15.19	15	18.1	0.084	0.200
				64QAM	1	0	14.96	14.43	17.71	0.077	0.200
				64QAM	1	105	15.13	14.63	17.9	0.080	0.200
				64QAM	106	0	14.65	14.45	17.56	0.074	0.200
				256QAM	1	0	11.76	11.72	14.75	0.039	0.200
	256QAM	1	105	11.96	11.96	14.97	0.041	0.200			
	256QAM	106	0	11.82	11.51	14.68	0.038	0.200			
	Mid		CP-OFDM	QPSK	53	26	16.89	16.38	19.66	0.120	0.200
				QPSK	1	0	15.3	15.03	18.18	0.085	0.200
				QPSK	1	105	15.43	14.88	18.17	0.085	0.200
				QPSK	106	0	15.35	15.03	18.21	0.086	0.200
				16QAM	53	26	16.38	15.96	19.19	0.108	0.200
				16QAM	1	0	15.37	15	18.2	0.086	0.200
				16QAM	1	105	15.32	14.99	18.17	0.085	0.200
				16QAM	106	0	15.37	14.96	18.18	0.085	0.200
				64QAM	1	0	15.16	14.56	17.88	0.080	0.200
				64QAM	1	105	15.25	14.54	17.92	0.080	0.200
				64QAM	106	0	14.88	14.49	17.7	0.076	0.200
				256QAM	1	0	11.8	11.82	14.82	0.039	0.200
	256QAM	1	105	11.88	11.82	14.86	0.040	0.200			
	256QAM	106	0	11.98	11.51	14.76	0.039	0.200			
	High			QPSK	53	26	16.8	16.53	19.68	0.120	0.200
				QPSK	1	0	15.43	15.01	18.24	0.086	0.200
				QPSK	1	105	15.53	14.93	18.25	0.087	0.200
				QPSK	106	0	15.37	15.01	18.2	0.086	0.200
16QAM				53	26	16.31	16	19.16	0.107	0.200	
16QAM				1	0	15.25	14.97	18.12	0.084	0.200	
16QAM				1	105	15.5	14.92	18.23	0.086	0.200	
16QAM				106	0	15.42	15.01	18.23	0.086	0.200	
64QAM				1	0	15.23	14.48	17.88	0.080	0.200	
64QAM				1	105	15.35	14.56	17.98	0.082	0.200	
64QAM	106	0	14.78	14.49	17.65	0.075	0.200				

			256QAM	1	0	11.85	11.81	14.84	0.040	0.200
			256QAM	1	105	12.09	11.8	14.96	0.041	0.200
			256QAM	106	0	11.94	11.57	14.77	0.039	0.200

Bandwidth (MHz)	UL Channel	UL OFDM	UL Modulation	UL RB Number	UL RB Position	Conducted Output Power (dBm)			SUM - EIRP (W)	Limit (W)
NR Band n77 UL MIMO (3450-3550 MHz)										
20	Low	CP-OFDM	QPSK	25	12	20.04	19.94	23	0.240	1.000
			QPSK	1	0	18.11	18.11	21.12	0.156	1.000
			QPSK	1	50	18.15	18.07	21.12	0.156	1.000
			QPSK	51	0	18.56	18.61	21.59	0.174	1.000
			16QAM	25	12	19.43	19.59	22.52	0.215	1.000
			16QAM	1	0	18.03	18.12	21.09	0.154	1.000
			16QAM	1	50	18.16	18.2	21.19	0.158	1.000
			16QAM	51	0	18.66	18.48	21.58	0.173	1.000
			64QAM	1	0	18.3	18.1	21.21	0.159	1.000
			64QAM	1	50	18.45	18.1	21.29	0.162	1.000
			64QAM	51	0	18.05	18.13	21.1	0.155	1.000
			256QAM	1	0	14.89	15.26	18.09	0.077	1.000
	256QAM		1	50	15.02	15.26	18.15	0.079	1.000	
	256QAM		51	0	15.08	15.07	18.09	0.077	1.000	
	Mid		QPSK	25	12	19.87	19.88	22.89	0.234	1.000
			QPSK	1	0	17.87	18	20.95	0.149	1.000
			QPSK	1	50	17.96	18.05	21.02	0.152	1.000
			QPSK	51	0	18.43	18.47	21.46	0.168	1.000
			16QAM	25	12	19.46	19.52	22.5	0.214	1.000
			16QAM	1	0	17.88	17.99	20.95	0.149	1.000
			16QAM	1	50	18.23	18.05	21.15	0.157	1.000
			16QAM	51	0	18.46	18.42	21.45	0.168	1.000
			64QAM	1	0	18.24	17.99	21.12	0.156	1.000
			64QAM	1	50	18.24	17.99	21.13	0.156	1.000
			64QAM	51	0	17.93	18.03	20.99	0.151	1.000
			256QAM	1	0	14.86	15.12	18	0.076	1.000
	256QAM		1	50	14.92	15.16	18.05	0.077	1.000	
	256QAM		51	0	14.97	14.96	17.98	0.075	1.000	
	High		QPSK	25	12	19.97	19.9	22.95	0.237	1.000
			QPSK	1	0	17.91	17.86	20.89	0.148	1.000
			QPSK	1	50	17.96	17.88	20.93	0.149	1.000
			QPSK	51	0	18.39	18.44	21.42	0.167	1.000
			16QAM	25	12	19.35	19.47	22.42	0.210	1.000
			16QAM	1	0	17.96	18	20.99	0.151	1.000
			16QAM	1	50	17.92	17.92	20.93	0.149	1.000
			16QAM	51	0	18.5	18.41	21.47	0.168	1.000
64QAM		1	0	18.24	17.95	21.11	0.155	1.000		
64QAM		1	50	18.26	17.92	21.1	0.155	1.000		

30		64QAM	51	0	18.01	17.93	20.98	0.151	1.000	
		256QAM	1	0	14.81	15.08	17.96	0.075	1.000	
		256QAM	1	50	14.74	15.02	17.9	0.074	1.000	
		256QAM	51	0	14.85	14.97	17.92	0.074	1.000	
	Low		QPSK	39	19	19.94	19.86	22.91	0.235	1.000
			QPSK	1	0	18.04	18.02	21.04	0.153	1.000
			QPSK	1	77	18.03	18.04	21.04	0.153	1.000
			QPSK	78	0	18.47	18.42	21.45	0.168	1.000
			16QAM	39	19	19.41	19.44	22.43	0.211	1.000
			16QAM	1	0	17.93	17.99	20.97	0.150	1.000
			16QAM	1	77	18.28	18	21.15	0.157	1.000
			16QAM	78	0	18.51	18.48	21.51	0.170	1.000
			64QAM	1	0	18.34	18.07	21.22	0.159	1.000
			64QAM	1	77	18.34	18.17	21.26	0.161	1.000
			64QAM	78	0	17.99	17.97	20.99	0.151	1.000
			256QAM	1	0	14.82	15.19	18.02	0.076	1.000
			256QAM	1	77	14.85	15.37	18.13	0.078	1.000
			256QAM	78	0	14.97	14.97	17.98	0.076	1.000
			Mid	CP-OFDM	QPSK	39	19	19.92	19.89	22.91
	QPSK	1			0	17.97	18.04	21.01	0.152	1.000
	QPSK	1			77	17.91	18.06	21	0.151	1.000
	QPSK	78			0	18.45	18.48	21.47	0.169	1.000
	16QAM	39			19	19.4	19.49	22.45	0.212	1.000
	16QAM	1			0	18.05	18.08	21.08	0.154	1.000
	16QAM	1			77	18.12	18.02	21.08	0.154	1.000
	16QAM	78			0	18.53	18.45	21.5	0.170	1.000
	64QAM	1			0	18.25	18.11	21.19	0.158	1.000
	64QAM	1			77	18.38	18.01	21.21	0.159	1.000
	64QAM	78			0	17.99	18.02	21.01	0.152	1.000
	256QAM	1			0	14.91	15.25	18.09	0.078	1.000
	256QAM	1			77	14.87	15.15	18.02	0.076	1.000
	256QAM	78			0	15	14.99	18.01	0.076	1.000
	High				QPSK	39	19	19.95	20.05	23.01
QPSK			1	0	18.07	18.19	21.14	0.156	1.000	
QPSK			1	77	17.89	18.02	20.96	0.150	1.000	
QPSK			78	0	18.57	18.55	21.57	0.173	1.000	
16QAM			39	19	19.49	19.51	22.51	0.214	1.000	
16QAM			1	0	18.06	18.07	21.08	0.154	1.000	
16QAM			1	77	17.9	17.91	20.92	0.148	1.000	
16QAM			78	0	18.55	18.63	21.6	0.174	1.000	
64QAM			1	0	18.27	18.16	21.22	0.159	1.000	
64QAM			1	77	18.16	18.02	21.1	0.155	1.000	
64QAM			78	0	17.94	18.14	21.05	0.153	1.000	

			256QAM	1	0	14.93	15.15	18.05	0.077	1.000	
			256QAM	1	77	14.79	15.12	17.97	0.075	1.000	
			256QAM	78	0	15.06	15.11	18.09	0.078	1.000	
40	Low		QPSK	53	26	20.08	20.05	23.08	0.244	1.000	
			QPSK	1	0	18.13	18.16	21.16	0.157	1.000	
			QPSK	1	105	18	18.25	21.14	0.156	1.000	
			QPSK	106	0	18.6	18.54	21.58	0.173	1.000	
			16QAM	53	26	19.54	19.65	22.6	0.219	1.000	
			16QAM	1	0	18.32	18.18	21.26	0.161	1.000	
			16QAM	1	105	18.24	18.07	21.17	0.157	1.000	
			16QAM	106	0	18.61	18.59	21.61	0.174	1.000	
			64QAM	1	0	18.48	18.2	21.35	0.164	1.000	
			64QAM	1	105	18.27	18.13	21.21	0.159	1.000	
			64QAM	106	0	18.27	18.09	21.19	0.158	1.000	
			256QAM	1	0	15	15.26	18.14	0.078	1.000	
	256QAM	1	105	14.89	15.3	18.11	0.078	1.000			
	256QAM	106	0	15.13	15.06	18.11	0.078	1.000			
	Mid	CP-OFDM		QPSK	53	26	19.94	19.9	22.93	0.236	1.000
				QPSK	1	0	18.14	18.12	21.14	0.156	1.000
				QPSK	1	105	17.9	18.1	21.01	0.152	1.000
				QPSK	106	0	18.49	18.54	21.52	0.171	1.000
				16QAM	53	26	19.45	19.48	22.47	0.213	1.000
				16QAM	1	0	18.14	18.15	21.16	0.157	1.000
				16QAM	1	105	18.16	18.11	21.15	0.157	1.000
				16QAM	106	0	18.52	18.51	21.53	0.171	1.000
				64QAM	1	0	18.44	18.14	21.3	0.162	1.000
				64QAM	1	105	18.39	18.12	21.27	0.161	1.000
				64QAM	106	0	18.01	18	21.02	0.152	1.000
				256QAM	1	0	14.97	15.29	18.14	0.078	1.000
	256QAM	1	105	14.85	15.29	18.09	0.077	1.000			
	256QAM	106	0	14.97	15.04	18.02	0.076	1.000			
	High			QPSK	53	26	19.93	19.91	22.93	0.236	1.000
				QPSK	1	0	18	17.98	21	0.151	1.000
				QPSK	1	105	17.91	17.94	20.94	0.149	1.000
				QPSK	106	0	18.45	18.52	21.5	0.170	1.000
				16QAM	53	26	19.49	19.39	22.45	0.211	1.000
				16QAM	1	0	18	18.02	21.02	0.152	1.000
				16QAM	1	105	17.95	18.07	21.02	0.152	1.000
				16QAM	106	0	18.46	18.45	21.46	0.168	1.000
64QAM				1	0	18.3	18.02	21.17	0.157	1.000	
64QAM				1	105	18.26	18.01	21.15	0.157	1.000	
64QAM				106	0	18	17.98	21	0.151	1.000	
256QAM				1	0	14.9	15.08	18	0.076	1.000	

60	Low	CP-OFDM	256QAM	1	105	14.82	15.15	18	0.076	1.000
			256QAM	106	0	14.99	14.91	17.96	0.075	1.000
			QPSK	81	40	19.96	20	22.99	0.239	1.000
			QPSK	1	0	17.85	17.89	20.88	0.147	1.000
			QPSK	1	161	17.8	17.88	20.85	0.146	1.000
			QPSK	162	0	18.3	18.42	21.37	0.165	1.000
			16QAM	81	40	19.3	19.47	22.4	0.209	1.000
			16QAM	1	0	17.76	17.83	20.81	0.145	1.000
			16QAM	1	161	17.76	17.81	20.79	0.144	1.000
			16QAM	162	0	18.33	18.39	21.37	0.165	1.000
			64QAM	1	0	18.09	17.96	21.04	0.153	1.000
			64QAM	1	161	18.13	17.88	21.02	0.152	1.000
			64QAM	162	0	17.73	17.97	20.86	0.147	1.000
			256QAM	1	0	14.64	15.04	17.86	0.073	1.000
			256QAM	1	161	14.78	14.93	17.86	0.074	1.000
			256QAM	162	0	14.79	14.94	17.88	0.074	1.000
			QPSK	81	40	19.84	19.88	22.87	0.233	1.000
			QPSK	1	0	17.83	17.8	20.82	0.145	1.000
	QPSK		1	161	17.77	17.8	20.8	0.144	1.000	
	QPSK		162	0	18.3	18.33	21.32	0.163	1.000	
	16QAM		81	40	19.31	19.27	22.3	0.204	1.000	
	16QAM		1	0	18.13	17.75	20.96	0.150	1.000	
	16QAM		1	161	18.09	17.7	20.91	0.148	1.000	
	16QAM		162	0	18.4	18.34	21.38	0.165	1.000	
	64QAM		1	0	18.13	17.83	21	0.151	1.000	
	64QAM		1	161	17.97	17.91	20.95	0.150	1.000	
	64QAM		162	0	17.87	17.87	20.88	0.147	1.000	
	256QAM		1	0	14.74	14.94	17.85	0.073	1.000	
	256QAM		1	161	14.62	14.95	17.8	0.072	1.000	
	256QAM		162	0	14.84	14.84	17.85	0.073	1.000	
	QPSK		81	40	19.87	19.79	22.84	0.231	1.000	
	QPSK		1	0	17.71	17.76	20.75	0.143	1.000	
	QPSK		1	161	17.87	17.71	20.8	0.145	1.000	
	QPSK		162	0	18.26	18.31	21.3	0.162	1.000	
	16QAM		81	40	19.26	19.33	22.3	0.204	1.000	
	16QAM		1	0	17.77	17.78	20.78	0.144	1.000	
	16QAM		1	161	17.54	17.67	20.62	0.139	1.000	
	16QAM		162	0	18.21	18.35	21.29	0.162	1.000	
	64QAM		1	0	17.85	17.85	20.86	0.147	1.000	
	64QAM		1	161	17.95	17.76	20.87	0.147	1.000	
	64QAM		162	0	17.74	17.86	20.81	0.145	1.000	
	256QAM		1	0	14.56	14.95	17.77	0.072	1.000	
256QAM	1	161	14.54	14.91	17.74	0.071	1.000			

			256QAM	162	0	14.77	14.82	17.8	0.073	1.000
80	Low	CP-OFDM	QPSK	109	54	19.64	19.71	22.68	0.223	1.000
			QPSK	1	0	17.67	17.59	20.64	0.139	1.000
			QPSK	1	216	17.62	17.77	20.71	0.141	1.000
			QPSK	217	0	18.21	18.23	21.23	0.160	1.000
			16QAM	109	54	19.16	19.2	22.19	0.199	1.000
			16QAM	1	0	17.83	17.65	20.75	0.143	1.000
			16QAM	1	216	17.8	17.72	20.77	0.144	1.000
			16QAM	217	0	18.18	18.15	21.17	0.158	1.000
			64QAM	1	0	17.87	17.65	20.77	0.144	1.000
			64QAM	1	216	17.94	17.77	20.87	0.147	1.000
			64QAM	217	0	17.71	17.56	20.65	0.140	1.000
			256QAM	1	0	14.59	14.77	17.69	0.071	1.000
			256QAM	1	216	14.49	14.86	17.69	0.071	1.000
			256QAM	217	0	14.68	14.7	17.7	0.071	1.000
			Mid	QPSK	109	54	19.67	19.65	22.67	0.222
	QPSK			1	0	17.63	17.58	20.62	0.139	1.000
	QPSK			1	216	17.79	17.66	20.73	0.142	1.000
	QPSK			217	0	18.25	18.22	21.25	0.160	1.000
	16QAM			109	54	19.13	19.08	22.12	0.196	1.000
	16QAM			1	0	17.6	17.51	20.57	0.137	1.000
	16QAM			1	216	17.85	17.7	20.79	0.144	1.000
	16QAM			217	0	18.17	18.15	21.17	0.157	1.000
	64QAM			1	0	18.01	17.59	20.82	0.145	1.000
	64QAM			1	216	18.03	17.65	20.86	0.146	1.000
	64QAM			217	0	17.73	17.71	20.73	0.142	1.000
	256QAM			1	0	14.54	14.72	17.64	0.070	1.000
	256QAM			1	216	14.61	14.75	17.69	0.071	1.000
	256QAM			217	0	14.71	14.71	17.72	0.071	1.000
	High			QPSK	109	54	19.67	19.64	22.67	0.222
			QPSK	1	0	17.71	17.63	20.68	0.141	1.000
			QPSK	1	216	17.64	17.52	20.59	0.138	1.000
			QPSK	217	0	18.15	18.21	21.19	0.158	1.000
			16QAM	109	54	19.14	19.13	22.14	0.197	1.000
			16QAM	1	0	17.65	17.62	20.65	0.139	1.000
			16QAM	1	216	17.64	17.52	20.59	0.138	1.000
			16QAM	217	0	18.17	18.27	21.23	0.160	1.000
			64QAM	1	0	17.92	17.83	20.89	0.147	1.000
			64QAM	1	216	17.98	17.69	20.85	0.146	1.000
			64QAM	217	0	17.71	17.74	20.74	0.142	1.000
			256QAM	1	0	14.53	14.77	17.66	0.070	1.000
	256QAM		1	216	14.46	14.87	17.68	0.070	1.000	
	256QAM		217	0	14.7	14.67	17.7	0.071	1.000	

100	Mid	CP-OFDM	QPSK	137	68	19.63	19.69	22.67	0.222	1.000
			QPSK	1	0	17.66	17.66	20.67	0.140	1.000
			QPSK	1	272	17.7	17.67	20.69	0.141	1.000
			QPSK	273	0	18.19	18.17	21.19	0.158	1.000
			16QAM	137	68	19.13	19.26	22.21	0.200	1.000
			16QAM	1	0	17.82	17.64	20.74	0.143	1.000
			16QAM	1	272	17.82	17.73	20.79	0.144	1.000
			16QAM	273	0	18.22	18.27	21.25	0.161	1.000
			64QAM	1	0	18.04	17.62	20.84	0.146	1.000
			64QAM	1	272	18.05	17.81	20.94	0.149	1.000
			64QAM	273	0	17.75	17.72	20.74	0.143	1.000
			256QAM	1	0	14.54	14.69	17.63	0.070	1.000
			256QAM	1	272	14.55	14.96	17.77	0.072	1.000
			256QAM	273	0	14.69	14.71	17.71	0.071	1.000

Bandwidth (MHz)	UL Channel	UL OFDM	UL Modulation	UL RB Number	UL RB Position	Conducted Output Power (dBm)			SUM - EIRP (W)	Limit (W)
NR Band n77 UL MIMO (3550-3700 MHz)										
20	Low	CP-OFDM	QPSK	25	12	10.98	10.75	13.88	0.029	0.200
			QPSK	1	0	11.07	10.78	13.94	0.030	0.200
			QPSK	1	50	11.19	10.92	14.07	0.031	0.200
			QPSK	51	0	11.04	10.82	13.94	0.030	0.200
			16QAM	25	12	13.96	13.82	16.9	0.059	0.200
			16QAM	1	0	14.1	13.75	16.94	0.059	0.200
			16QAM	1	50	14.13	13.8	16.98	0.060	0.200
			16QAM	51	0	14.01	13.81	16.92	0.059	0.200
			64QAM	1	0	14.21	13.68	16.96	0.060	0.200
			64QAM	1	50	14.29	13.85	17.09	0.061	0.200
			64QAM	51	0	14	13.86	16.94	0.059	0.200
			256QAM	1	0	13.85	13.98	16.92	0.059	0.200
	256QAM		1	50	13.94	14.11	17.04	0.061	0.200	
	256QAM		51	0	13.97	13.84	16.91	0.059	0.200	
	Mid		QPSK	25	12	11.13	10.85	14	0.030	0.200
			QPSK	1	0	11.45	10.88	14.19	0.032	0.200
			QPSK	1	50	11.38	10.91	14.16	0.031	0.200
			QPSK	51	0	11.26	10.86	14.07	0.031	0.200
			16QAM	25	12	14.28	13.97	17.14	0.062	0.200
			16QAM	1	0	14.21	13.92	17.08	0.061	0.200
			16QAM	1	50	14.28	13.97	17.14	0.062	0.200
			16QAM	51	0	14.19	13.85	17.04	0.061	0.200
			64QAM	1	0	14.42	13.88	17.17	0.063	0.200
			64QAM	1	50	14.56	13.98	17.29	0.064	0.200
			64QAM	51	0	14.26	13.95	17.12	0.062	0.200
			256QAM	1	0	14.07	14.15	17.12	0.062	0.200
	256QAM		1	50	14.22	14.24	17.24	0.064	0.200	
	256QAM		51	0	14.25	13.9	17.09	0.062	0.200	
	High		QPSK	25	12	11.27	10.84	14.07	0.031	0.200
			QPSK	1	0	11.27	10.86	14.08	0.031	0.200
			QPSK	1	50	11.38	10.84	14.13	0.031	0.200
			QPSK	51	0	11.24	10.82	14.05	0.031	0.200
			16QAM	25	12	14.29	13.91	17.11	0.062	0.200
			16QAM	1	0	14.32	13.9	17.13	0.062	0.200
			16QAM	1	50	14.38	13.87	17.14	0.062	0.200
			16QAM	51	0	14.14	13.83	17	0.060	0.200
64QAM		1	0	14.69	13.85	17.3	0.065	0.200		
64QAM		1	50	14.54	13.82	17.2	0.063	0.200		

30			64QAM	51	0	14.27	13.96	17.13	0.062	0.200	
			256QAM	1	0	14.15	14.13	17.15	0.062	0.200	
			256QAM	1	50	14.2	14.14	17.18	0.063	0.200	
			256QAM	51	0	14.29	13.86	17.09	0.062	0.200	
	Low			QPSK	39	19	10.93	10.69	13.82	0.029	0.200
				QPSK	1	0	11.16	10.64	13.92	0.030	0.200
				QPSK	1	77	11.17	10.83	14.02	0.030	0.200
				QPSK	78	0	11.03	10.82	13.93	0.030	0.200
				16QAM	39	19	14.02	13.8	16.92	0.059	0.200
				16QAM	1	0	13.99	13.68	16.85	0.058	0.200
				16QAM	1	77	14.25	13.94	17.11	0.062	0.200
				16QAM	78	0	13.99	13.83	16.92	0.059	0.200
				64QAM	1	0	14.29	13.69	17.01	0.060	0.200
				64QAM	1	77	14.48	13.89	17.2	0.063	0.200
				64QAM	78	0	14.11	13.8	16.97	0.060	0.200
				256QAM	1	0	13.96	13.87	16.93	0.059	0.200
				256QAM	1	77	14.1	14.14	17.13	0.062	0.200
				256QAM	78	0	14.03	13.85	16.95	0.060	0.200
				Mid		CP-OFDM	QPSK	39	19	11.36	10.95
	QPSK	1	0				11.46	10.84	14.17	0.031	0.200
	QPSK	1	77				11.45	11.03	14.25	0.032	0.200
	QPSK	78	0				11.43	10.99	14.22	0.032	0.200
	16QAM	39	19				14.35	13.98	17.18	0.063	0.200
	16QAM	1	0				14.36	13.97	17.18	0.063	0.200
	16QAM	1	77				14.46	14.07	17.28	0.064	0.200
	16QAM	78	0				14.38	14.04	17.23	0.063	0.200
	64QAM	1	0				14.54	13.94	17.26	0.064	0.200
	64QAM	1	77				14.63	13.9	17.29	0.064	0.200
	64QAM	78	0				14.47	14.03	17.27	0.064	0.200
	256QAM	1	0				14.12	14.2	17.17	0.063	0.200
	256QAM	1	77				14.28	14.24	17.27	0.064	0.200
	256QAM	78	0				14.41	13.96	17.21	0.063	0.200
	High						QPSK	39	19	11.46	11.02
QPSK				1	0	11.58	11	14.31	0.032	0.200	
QPSK				1	77	11.48	10.86	14.19	0.032	0.200	
QPSK				78	0	11.52	10.97	14.27	0.032	0.200	
16QAM				39	19	14.31	14.02	17.18	0.063	0.200	
16QAM				1	0	14.4	13.88	17.15	0.062	0.200	
16QAM				1	77	14.39	13.87	17.14	0.062	0.200	
16QAM				78	0	14.42	14.05	17.25	0.064	0.200	
64QAM				1	0	14.59	13.81	17.23	0.064	0.200	
64QAM				1	77	14.71	13.89	17.32	0.065	0.200	
64QAM				78	0	14.34	14.04	17.2	0.063	0.200	

			256QAM	1	0	14.44	14.2	17.33	0.065	0.200
			256QAM	1	77	14.36	14.11	17.25	0.064	0.200
			256QAM	78	0	14.41	13.98	17.21	0.063	0.200
40	Low		QPSK	53	26	11.19	10.92	14.07	0.031	0.200
			QPSK	1	0	11.26	10.94	14.11	0.031	0.200
			QPSK	1	105	11.39	10.9	14.16	0.031	0.200
			QPSK	106	0	11.16	10.89	14.04	0.030	0.200
			16QAM	53	26	14.01	14	17.01	0.060	0.200
			16QAM	1	0	14.23	14.09	17.17	0.063	0.200
			16QAM	1	105	14.28	14.01	17.16	0.062	0.200
			16QAM	106	0	14.13	14	17.07	0.061	0.200
			64QAM	1	0	14.58	14	17.31	0.065	0.200
			64QAM	1	105	14.57	13.95	17.28	0.064	0.200
			64QAM	106	0	14.05	14.1	17.09	0.061	0.200
			256QAM	1	0	14.17	14.16	17.18	0.063	0.200
	256QAM	1	105	14.15	14.2	17.18	0.063	0.200		
	256QAM	106	0	14.23	13.94	17.1	0.062	0.200		
	Mid	CP-OFDM	QPSK	53	26	11.33	10.92	14.14	0.031	0.200
			QPSK	1	0	11.55	11.1	14.34	0.033	0.200
			QPSK	1	105	11.48	10.97	14.24	0.032	0.200
			QPSK	106	0	11.37	11	14.2	0.032	0.200
			16QAM	53	26	14.29	14	17.16	0.062	0.200
			16QAM	1	0	14.64	14.22	17.45	0.067	0.200
			16QAM	1	105	14.46	14.04	17.27	0.064	0.200
			16QAM	106	0	14.36	14.01	17.2	0.063	0.200
			64QAM	1	0	14.79	14.15	17.49	0.067	0.200
			64QAM	1	105	14.81	13.98	17.42	0.066	0.200
			64QAM	106	0	14.41	14.07	17.25	0.064	0.200
			256QAM	1	0	14.38	14.42	17.41	0.066	0.200
	256QAM	1	105	14.27	14.25	17.27	0.064	0.200		
	256QAM	106	0	14.35	14.07	17.22	0.063	0.200		
	High	QPSK	53	26	11.38	10.9	14.16	0.031	0.200	
		QPSK	1	0	11.61	10.92	14.29	0.032	0.200	
		QPSK	1	105	11.54	10.84	14.22	0.032	0.200	
		QPSK	106	0	11.38	10.88	14.15	0.031	0.200	
		16QAM	53	26	14.31	13.91	17.12	0.062	0.200	
		16QAM	1	0	14.62	13.94	17.3	0.065	0.200	
		16QAM	1	105	14.54	13.95	17.27	0.064	0.200	
		16QAM	106	0	14.45	13.86	17.18	0.063	0.200	
64QAM		1	0	14.65	13.88	17.29	0.064	0.200		
64QAM		1	105	14.62	13.88	17.28	0.064	0.200		
64QAM		106	0	14.3	13.93	17.13	0.062	0.200		
256QAM		1	0	14.25	14.17	17.22	0.063	0.200		

60	Low	CP-OFDM	256QAM	1	105	14.29	14.14	17.22	0.063	0.200	
			256QAM	106	0	14.3	13.88	17.11	0.062	0.200	
			QPSK	81	40	11.07	10.65	13.88	0.029	0.200	
			QPSK	1	0	11.11	10.57	13.86	0.029	0.200	
			QPSK	1	161	11.17	10.61	13.91	0.030	0.200	
			QPSK	162	0	11.09	10.62	13.87	0.029	0.200	
			16QAM	81	40	14	13.68	16.85	0.058	0.200	
			16QAM	1	0	13.99	13.68	16.85	0.058	0.200	
			16QAM	1	161	14.17	13.65	16.93	0.059	0.200	
			16QAM	162	0	13.96	13.7	16.84	0.058	0.200	
			64QAM	1	0	14.26	13.65	16.98	0.060	0.200	
			64QAM	1	161	14.36	13.54	16.98	0.060	0.200	
			64QAM	162	0	14.02	13.78	16.91	0.059	0.200	
			256QAM	1	0	13.85	13.8	16.84	0.058	0.200	
			256QAM	1	161	13.97	13.84	16.92	0.059	0.200	
			256QAM	162	0	14.01	13.76	16.9	0.059	0.200	
	Mid		QPSK	81	40	11.18	10.79	14	0.030	0.200	
			QPSK	1	0	11.26	10.84	14.07	0.031	0.200	
			QPSK	1	161	11.2	10.64	13.94	0.030	0.200	
			QPSK	162	0	11.09	10.81	13.96	0.030	0.200	
			16QAM	81	40	14.01	13.79	16.91	0.059	0.200	
			16QAM	1	0	14.24	13.91	17.09	0.061	0.200	
			16QAM	1	161	14.04	13.6	16.84	0.058	0.200	
			16QAM	162	0	14.09	13.83	16.97	0.060	0.200	
			64QAM	1	0	14.41	13.85	17.15	0.062	0.200	
			64QAM	1	161	14.33	13.57	16.98	0.060	0.200	
			64QAM	162	0	14.11	13.8	16.97	0.060	0.200	
			256QAM	1	0	14.04	14.14	17.1	0.062	0.200	
			256QAM	1	161	13.95	13.87	16.92	0.059	0.200	
			256QAM	162	0	14.12	13.83	16.99	0.060	0.200	
			High	QPSK	81	40	11.23	10.73	14	0.030	0.200
				QPSK	1	0	11.11	10.63	13.89	0.029	0.200
	QPSK			1	161	11.21	10.63	13.94	0.030	0.200	
	QPSK			162	0	11.18	10.67	13.94	0.030	0.200	
	16QAM			81	40	14.14	13.68	16.93	0.059	0.200	
	16QAM			1	0	14.06	13.76	16.92	0.059	0.200	
	16QAM			1	161	14.2	13.67	16.95	0.060	0.200	
	16QAM			162	0	14.1	13.73	16.93	0.059	0.200	
	64QAM			1	0	14.52	13.67	17.13	0.062	0.200	
	64QAM			1	161	14.48	13.66	17.1	0.062	0.200	
64QAM	162	0		14.21	13.79	17.01	0.060	0.200			
256QAM	1	0		13.99	13.93	16.97	0.060	0.200			
256QAM	1	161		14.07	13.86	16.98	0.060	0.200			

			256QAM	162	0	14.15	13.75	16.96	0.060	0.200
80	Low	CP-OFDM	QPSK	109	54	10.9	10.51	13.72	0.028	0.200
			QPSK	1	0	10.75	10.5	13.64	0.028	0.200
			QPSK	1	216	10.88	10.6	13.75	0.029	0.200
			QPSK	217	0	10.86	10.56	13.72	0.028	0.200
			16QAM	109	54	13.89	13.56	16.74	0.057	0.200
			16QAM	1	0	13.93	13.42	16.69	0.056	0.200
			16QAM	1	216	13.95	13.52	16.75	0.057	0.200
			16QAM	217	0	13.92	13.57	16.75	0.057	0.200
			64QAM	1	0	14.05	13.49	16.79	0.057	0.200
			64QAM	1	216	14.18	13.66	16.94	0.059	0.200
			64QAM	217	0	13.89	13.6	16.76	0.057	0.200
			256QAM	1	0	13.69	13.67	16.69	0.056	0.200
			256QAM	1	216	13.76	13.76	16.77	0.057	0.200
			256QAM	217	0	13.88	13.54	16.73	0.057	0.200
			Mid	QPSK	109	54	10.98	10.52	13.77	0.029
	QPSK			1	0	11.01	10.57	13.81	0.029	0.200
	QPSK			1	216	10.95	10.55	13.76	0.029	0.200
	QPSK			217	0	10.95	10.58	13.78	0.029	0.200
	16QAM			109	54	13.89	13.64	16.78	0.057	0.200
	16QAM			1	0	14.06	13.64	16.86	0.058	0.200
	16QAM			1	216	13.96	13.37	16.69	0.056	0.200
	16QAM			217	0	13.95	13.58	16.78	0.057	0.200
	64QAM			1	0	14.19	13.78	17	0.060	0.200
	64QAM			1	216	14.11	13.49	16.82	0.058	0.200
	64QAM			217	0	14	13.65	16.84	0.058	0.200
	256QAM			1	0	13.85	13.79	16.83	0.058	0.200
	256QAM			1	216	13.82	13.66	16.75	0.057	0.200
	256QAM			217	0	14.01	13.56	16.8	0.058	0.200
	High			QPSK	109	54	11.02	10.5	13.78	0.029
			QPSK	1	0	10.86	10.54	13.71	0.028	0.200
			QPSK	1	216	11.01	10.67	13.85	0.029	0.200
			QPSK	217	0	10.95	10.59	13.79	0.029	0.200
			16QAM	109	54	14.05	13.56	16.82	0.058	0.200
			16QAM	1	0	13.93	13.41	16.68	0.056	0.200
			16QAM	1	216	14.05	13.61	16.84	0.058	0.200
			16QAM	217	0	13.96	13.6	16.79	0.057	0.200
			64QAM	1	0	14.1	13.58	16.85	0.058	0.200
			64QAM	1	216	14.24	13.64	16.96	0.060	0.200
			64QAM	217	0	13.94	13.61	16.79	0.057	0.200
			256QAM	1	0	13.7	13.7	16.71	0.056	0.200
	256QAM		1	216	13.92	13.74	16.84	0.058	0.200	
	256QAM		217	0	14	13.61	16.82	0.058	0.200	

100	Low	CP-OFDM	QPSK	137	68	10.98	10.61	13.81	0.029	0.200
			QPSK	1	0	10.86	10.47	13.68	0.028	0.200
			QPSK	1	272	11.16	10.6	13.9	0.030	0.200
			QPSK	273	0	10.86	10.61	13.75	0.028	0.200
			16QAM	137	68	13.98	13.5	16.76	0.057	0.200
			16QAM	1	0	13.85	13.44	16.66	0.056	0.200
			16QAM	1	272	14.2	13.64	16.94	0.059	0.200
			16QAM	273	0	13.92	13.52	16.74	0.057	0.200
			64QAM	1	0	14.09	13.55	16.84	0.058	0.200
			64QAM	1	272	14.35	13.75	17.07	0.061	0.200
			64QAM	273	0	13.99	13.52	16.77	0.057	0.200
			256QAM	1	0	13.68	13.71	16.7	0.056	0.200
			256QAM	1	272	14.02	13.84	16.94	0.059	0.200
			256QAM	273	0	13.95	13.57	16.78	0.057	0.200
			Mid	QPSK	137	68	11	10.67	13.85	0.029
	QPSK			1	0	11.01	10.65	13.85	0.029	0.200
	QPSK			1	272	11.17	10.66	13.93	0.030	0.200
	QPSK			273	0	10.93	10.65	13.8	0.029	0.200
	16QAM			137	68	14.04	13.62	16.85	0.058	0.200
	16QAM			1	0	14.01	13.58	16.81	0.058	0.200
	16QAM			1	272	14.13	13.46	16.82	0.058	0.200
	16QAM			273	0	13.99	13.59	16.81	0.058	0.200
	64QAM			1	0	14.12	13.68	16.92	0.059	0.200
	64QAM			1	272	14.25	13.66	16.97	0.060	0.200
	64QAM			273	0	14.14	13.7	16.94	0.059	0.200
	256QAM			1	0	13.81	13.81	16.82	0.058	0.200
	256QAM			1	272	13.9	13.76	16.84	0.058	0.200
	256QAM			273	0	14.08	13.71	16.91	0.059	0.200
	High			QPSK	137	68	10.98	10.59	13.8	0.029
			QPSK	1	0	10.94	10.58	13.78	0.029	0.200
			QPSK	1	272	11.19	10.72	13.97	0.030	0.200
			QPSK	273	0	11.01	10.58	13.81	0.029	0.200
			16QAM	137	68	13.9	13.56	16.74	0.057	0.200
			16QAM	1	0	13.94	13.68	16.82	0.058	0.200
			16QAM	1	272	14.17	13.74	16.97	0.060	0.200
			16QAM	273	0	14.01	13.65	16.85	0.058	0.200
			64QAM	1	0	14.23	13.64	16.95	0.060	0.200
			64QAM	1	272	14.44	13.69	17.09	0.062	0.200
			64QAM	273	0	14.04	13.63	16.85	0.058	0.200
			256QAM	1	0	13.84	13.75	16.8	0.058	0.200
	256QAM		1	272	14.11	13.79	16.96	0.060	0.200	
	256QAM		273	0	14	13.71	16.87	0.058	0.200	

Bandwidth (MHz)	UL Channel	UL OFDM	UL Modulation	UL RB Number	UL RB Position	Conducted Output Power (dBm)			SUM - EIRP (W)	Limit (W)
NR Band n77 UL MIMO (3700-3980 MHz)										
20	Low	CP-OFDM	QPSK	25	12	19.62	19.76	22.7	0.224	1.000
			QPSK	1	0	17.62	17.88	20.76	0.143	1.000
			QPSK	1	50	17.61	17.81	20.72	0.142	1.000
			QPSK	51	0	18.08	18.22	21.16	0.157	1.000
			16QAM	25	12	19.07	19.22	22.15	0.198	1.000
			16QAM	1	0	17.6	17.61	20.62	0.139	1.000
			16QAM	1	50	17.71	17.77	20.75	0.143	1.000
			16QAM	51	0	18.1	18.2	21.16	0.157	1.000
			64QAM	1	0	17.71	17.76	20.75	0.143	1.000
			64QAM	1	50	17.86	17.86	20.87	0.147	1.000
			64QAM	51	0	17.54	17.79	20.67	0.141	1.000
			256QAM	1	0	14.46	14.83	17.66	0.070	1.000
	256QAM		1	50	14.52	14.92	17.73	0.071	1.000	
	256QAM		51	0	14.66	14.74	17.71	0.071	1.000	
	Mid		QPSK	25	12	19.48	19.67	22.58	0.218	1.000
			QPSK	1	0	17.48	17.8	20.66	0.140	1.000
			QPSK	1	50	17.56	17.92	20.75	0.143	1.000
			QPSK	51	0	17.97	18.32	21.16	0.157	1.000
			16QAM	25	12	18.99	19.26	22.14	0.197	1.000
			16QAM	1	0	17.52	17.78	20.67	0.140	1.000
			16QAM	1	50	17.52	17.76	20.65	0.140	1.000
			16QAM	51	0	18.01	18.2	21.12	0.155	1.000
			64QAM	1	0	17.6	17.79	20.71	0.141	1.000
			64QAM	1	50	17.74	17.87	20.81	0.145	1.000
			64QAM	51	0	17.61	17.84	20.73	0.142	1.000
			256QAM	1	0	14.27	15.05	17.69	0.071	1.000
	256QAM		1	50	14.32	15.06	17.72	0.071	1.000	
	256QAM		51	0	14.43	14.89	17.68	0.070	1.000	
	High		QPSK	25	12	19.58	19.63	22.62	0.220	1.000
			QPSK	1	0	17.58	17.69	20.64	0.139	1.000
			QPSK	1	50	17.65	17.7	20.69	0.141	1.000
			QPSK	51	0	18.09	18.22	21.17	0.157	1.000
			16QAM	25	12	19.12	19.25	22.2	0.199	1.000
			16QAM	1	0	17.7	17.78	20.75	0.143	1.000
			16QAM	1	50	17.84	17.64	20.75	0.143	1.000
			16QAM	51	0	18.09	18.09	21.1	0.155	1.000
64QAM		1	0	18.05	17.81	20.94	0.149	1.000		
64QAM		1	50	17.79	17.77	20.79	0.144	1.000		

30			64QAM	51	0	17.64	17.8	20.73	0.142	1.000	
			256QAM	1	0	14.56	15.01	17.8	0.072	1.000	
			256QAM	1	50	14.47	14.94	17.72	0.071	1.000	
			256QAM	51	0	14.65	14.8	17.73	0.071	1.000	
	Low			QPSK	39	19	19.64	19.7	22.68	0.223	1.000
				QPSK	1	0	17.45	17.74	20.61	0.138	1.000
				QPSK	1	77	17.73	17.71	20.73	0.142	1.000
				QPSK	78	0	18.09	18.24	21.18	0.158	1.000
				16QAM	39	19	19.18	19.35	22.27	0.203	1.000
				16QAM	1	0	17.54	17.6	20.58	0.137	1.000
				16QAM	1	77	17.92	17.74	20.84	0.146	1.000
				16QAM	78	0	18.09	18.3	21.2	0.159	1.000
				64QAM	1	0	17.91	17.61	20.77	0.144	1.000
				64QAM	1	77	17.93	17.77	20.86	0.147	1.000
				64QAM	78	0	17.55	17.76	20.66	0.140	1.000
				256QAM	1	0	14.37	14.84	17.62	0.070	1.000
				256QAM	1	77	14.54	14.95	17.76	0.072	1.000
				256QAM	78	0	14.53	14.78	17.67	0.070	1.000
				Mid		CP-OFDM	QPSK	39	19	19.58	19.95
	QPSK	1	0				17.56	17.98	20.78	0.144	1.000
	QPSK	1	77				17.54	17.86	20.72	0.142	1.000
	QPSK	78	0				18.08	18.45	21.28	0.161	1.000
	16QAM	39	19				19.21	19.27	22.25	0.202	1.000
	16QAM	1	0				17.61	17.95	20.79	0.144	1.000
	16QAM	1	77				17.7	17.88	20.8	0.145	1.000
	16QAM	78	0				18.07	18.39	21.24	0.160	1.000
	64QAM	1	0				17.98	17.9	20.95	0.150	1.000
	64QAM	1	77				17.82	17.88	20.86	0.147	1.000
	64QAM	78	0				17.65	17.95	20.81	0.145	1.000
	256QAM	1	0				14.31	15.22	17.8	0.072	1.000
	256QAM	1	77				14.33	15.12	17.76	0.072	1.000
	256QAM	78	0				14.65	15.04	17.86	0.073	1.000
	High						QPSK	39	19	19.55	19.82
QPSK				1	0	17.77	17.96	20.88	0.147	1.000	
QPSK				1	77	17.53	17.79	20.67	0.140	1.000	
QPSK				78	0	18.22	18.37	21.3	0.162	1.000	
16QAM				39	19	19.19	19.37	22.29	0.204	1.000	
16QAM				1	0	17.76	17.95	20.87	0.147	1.000	
16QAM				1	77	17.8	17.8	20.81	0.145	1.000	
16QAM				78	0	18.18	18.42	21.31	0.163	1.000	
64QAM				1	0	18.12	18.08	21.11	0.155	1.000	
64QAM				1	77	17.77	17.85	20.82	0.145	1.000	
64QAM				78	0	17.57	17.9	20.75	0.143	1.000	

			256QAM	1	0	14.7	15.27	18	0.076	1.000	
			256QAM	1	77	14.42	15.06	17.76	0.072	1.000	
			256QAM	78	0	14.6	14.96	17.8	0.072	1.000	
40	Low		QPSK	53	26	19.65	19.76	22.72	0.225	1.000	
			QPSK	1	0	17.72	17.85	20.79	0.144	1.000	
			QPSK	1	105	17.82	17.9	20.87	0.147	1.000	
			QPSK	106	0	18.18	18.29	21.24	0.160	1.000	
			16QAM	53	26	19.16	19.21	22.2	0.199	1.000	
			16QAM	1	0	17.96	17.81	20.89	0.148	1.000	
			16QAM	1	105	17.94	17.9	20.93	0.149	1.000	
			16QAM	106	0	18.18	18.25	21.22	0.159	1.000	
			64QAM	1	0	18.13	17.84	20.99	0.151	1.000	
			64QAM	1	105	17.94	17.88	20.92	0.149	1.000	
			64QAM	106	0	17.64	17.74	20.7	0.141	1.000	
			256QAM	1	0	14.64	14.98	17.83	0.073	1.000	
	256QAM	1	105	14.57	14.97	17.79	0.072	1.000			
	256QAM	106	0	14.65	14.77	17.72	0.071	1.000			
	Mid	CP-OFDM		QPSK	53	26	19.52	19.92	22.74	0.226	1.000
				QPSK	1	0	17.69	18.05	20.88	0.147	1.000
				QPSK	1	105	17.54	17.96	20.77	0.143	1.000
				QPSK	106	0	18.1	18.5	21.31	0.163	1.000
				16QAM	53	26	19.01	19.35	22.19	0.199	1.000
				16QAM	1	0	17.71	18.12	20.93	0.149	1.000
				16QAM	1	105	17.71	18.02	20.88	0.147	1.000
				16QAM	106	0	18.03	18.37	21.21	0.159	1.000
				64QAM	1	0	17.93	18.02	20.99	0.151	1.000
				64QAM	1	105	17.81	17.95	20.89	0.148	1.000
				64QAM	106	0	17.54	17.87	20.72	0.142	1.000
				256QAM	1	0	14.43	15.29	17.89	0.074	1.000
	256QAM	1	105	14.37	15.19	17.81	0.073	1.000			
	256QAM	106	0	14.49	14.97	17.75	0.072	1.000			
	High			QPSK	53	26	19.58	19.89	22.75	0.226	1.000
				QPSK	1	0	17.78	17.87	20.84	0.146	1.000
				QPSK	1	105	17.67	17.92	20.8	0.145	1.000
				QPSK	106	0	18.09	18.36	21.23	0.160	1.000
				16QAM	53	26	19.13	19.41	22.28	0.203	1.000
				16QAM	1	0	17.8	17.96	20.89	0.148	1.000
				16QAM	1	105	17.78	17.87	20.84	0.146	1.000
				16QAM	106	0	18.09	18.36	21.24	0.160	1.000
64QAM				1	0	17.99	17.89	20.95	0.150	1.000	
64QAM				1	105	18.02	17.87	20.95	0.150	1.000	
64QAM				106	0	17.64	17.9	20.78	0.144	1.000	
256QAM				1	0	14.66	15.17	17.93	0.075	1.000	

60	Low	CP-OFDM	256QAM	1	105	14.53	15.13	17.85	0.073	1.000
			256QAM	106	0	14.61	14.99	17.82	0.073	1.000
			QPSK	81	40	19.41	19.53	22.48	0.213	1.000
			QPSK	1	0	17.38	17.51	20.45	0.134	1.000
			QPSK	1	161	17.41	17.58	20.51	0.135	1.000
			QPSK	162	0	17.9	18.01	20.96	0.150	1.000
			16QAM	81	40	18.92	18.95	21.95	0.188	1.000
			16QAM	1	0	17.38	17.41	20.4	0.132	1.000
			16QAM	1	161	17.4	17.55	20.48	0.134	1.000
			16QAM	162	0	17.87	18.03	20.96	0.150	1.000
			64QAM	1	0	17.61	17.4	20.52	0.135	1.000
			64QAM	1	161	17.7	17.65	20.68	0.141	1.000
			64QAM	162	0	17.47	17.58	20.53	0.136	1.000
			256QAM	1	0	14.24	14.64	17.45	0.067	1.000
			256QAM	1	161	14.3	14.83	17.58	0.069	1.000
			256QAM	162	0	14.41	14.53	17.48	0.067	1.000
			QPSK	81	40	19.48	19.77	22.63	0.221	1.000
			QPSK	1	0	17.46	17.78	20.63	0.139	1.000
	QPSK		1	161	17.36	17.67	20.53	0.136	1.000	
	QPSK		162	0	17.91	18.28	21.11	0.155	1.000	
	16QAM		81	40	18.78	19.25	22.03	0.192	1.000	
	16QAM		1	0	17.33	17.77	20.57	0.137	1.000	
	16QAM		1	161	17.62	17.67	20.66	0.140	1.000	
	16QAM		162	0	17.97	18.32	21.16	0.157	1.000	
	64QAM		1	0	17.66	17.79	20.74	0.142	1.000	
	64QAM		1	161	17.74	17.74	20.75	0.143	1.000	
	64QAM		162	0	17.44	17.83	20.65	0.140	1.000	
	256QAM		1	0	14.15	15.03	17.63	0.070	1.000	
	256QAM		1	161	14.24	14.94	17.62	0.069	1.000	
	256QAM		162	0	14.48	14.87	17.69	0.071	1.000	
	QPSK		81	40	19.41	19.54	22.48	0.213	1.000	
	QPSK		1	0	17.36	17.54	20.46	0.134	1.000	
	QPSK		1	161	17.4	17.5	20.46	0.134	1.000	
	QPSK		162	0	17.85	18.07	20.97	0.150	1.000	
	16QAM		81	40	18.81	19.01	21.92	0.187	1.000	
	16QAM		1	0	17.66	17.47	20.58	0.137	1.000	
	16QAM		1	161	17.54	17.47	20.51	0.135	1.000	
	16QAM		162	0	17.88	18.09	21	0.151	1.000	
	64QAM		1	0	17.74	17.57	20.67	0.140	1.000	
	64QAM		1	161	17.59	17.57	20.59	0.138	1.000	
	64QAM		162	0	17.33	17.61	20.48	0.134	1.000	
	256QAM		1	0	14.25	14.83	17.56	0.069	1.000	
256QAM	1	161	14.24	14.74	17.51	0.068	1.000			
High										

80	Low	CP-OFDM	256QAM	162	0	14.34	14.65	17.51	0.068	1.000
			QPSK	109	54	19.4	19.47	22.45	0.211	1.000
			QPSK	1	0	17.2	17.33	20.27	0.128	1.000
			QPSK	1	216	17.36	17.43	20.41	0.132	1.000
			QPSK	217	0	17.81	17.94	20.89	0.147	1.000
			16QAM	109	54	18.81	18.96	21.9	0.186	1.000
			16QAM	1	0	17.52	17.24	20.39	0.132	1.000
			16QAM	1	216	17.56	17.4	20.49	0.135	1.000
			16QAM	217	0	17.85	17.94	20.91	0.148	1.000
			64QAM	1	0	17.55	17.26	20.41	0.132	1.000
			64QAM	1	216	17.58	17.34	20.47	0.134	1.000
			64QAM	217	0	17.25	17.52	20.4	0.132	1.000
			256QAM	1	0	14.14	14.54	17.36	0.065	1.000
			256QAM	1	216	14.12	14.54	17.35	0.065	1.000
			256QAM	217	0	14.35	14.47	17.42	0.066	1.000
	Mid		QPSK	109	54	19.21	19.59	22.41	0.210	1.000
			QPSK	1	0	17.27	17.55	20.42	0.133	1.000
			QPSK	1	216	17.38	17.51	20.46	0.134	1.000
			QPSK	217	0	17.66	17.99	20.84	0.146	1.000
			16QAM	109	54	18.72	19.02	21.88	0.185	1.000
			16QAM	1	0	17.49	17.52	20.51	0.135	1.000
			16QAM	1	216	17.53	17.51	20.53	0.136	1.000
			16QAM	217	0	17.67	18.09	20.9	0.148	1.000
			64QAM	1	0	17.38	17.55	20.48	0.134	1.000
			64QAM	1	216	17.54	17.58	20.57	0.137	1.000
			64QAM	217	0	17.28	17.54	20.42	0.133	1.000
			256QAM	1	0	14.02	14.96	17.53	0.068	1.000
			256QAM	1	216	14.13	14.79	17.48	0.067	1.000
			256QAM	217	0	14.17	14.62	17.41	0.066	1.000
			High	QPSK	109	54	19.36	19.44	22.41	0.209
	QPSK			1	0	17.4	17.47	20.44	0.133	1.000
	QPSK			1	216	17.28	17.47	20.38	0.131	1.000
	QPSK			217	0	17.82	17.98	20.91	0.148	1.000
	16QAM			109	54	18.92	18.97	21.96	0.189	1.000
	16QAM			1	0	17.45	17.4	20.44	0.133	1.000
	16QAM			1	216	17.56	17.39	20.48	0.134	1.000
	16QAM			217	0	17.83	17.97	20.91	0.148	1.000
	64QAM			1	0	17.7	17.47	20.6	0.138	1.000
	64QAM			1	216	17.65	17.49	20.58	0.137	1.000
	64QAM			217	0	17.31	17.5	20.42	0.132	1.000
	256QAM			1	0	14.29	14.65	17.49	0.067	1.000
	256QAM		1	216	14.16	14.62	17.41	0.066	1.000	
256QAM	217	0	14.21	14.51	17.37	0.066	1.000			

100	Low	CP-OFDM	QPSK	137	68	19.26	19.46	22.37	0.208	1.000
			QPSK	1	0	17.22	17.23	20.24	0.127	1.000
			QPSK	1	272	17.49	17.49	20.5	0.135	1.000
			QPSK	273	0	17.82	17.96	20.9	0.148	1.000
			16QAM	137	68	18.79	18.97	21.89	0.186	1.000
			16QAM	1	0	17.37	17.23	20.31	0.129	1.000
			16QAM	1	272	17.52	17.49	20.51	0.135	1.000
			16QAM	273	0	17.78	17.96	20.88	0.147	1.000
			64QAM	1	0	17.55	17.32	20.45	0.133	1.000
			64QAM	1	272	17.72	17.56	20.65	0.140	1.000
			64QAM	273	0	17.41	17.47	20.45	0.133	1.000
			256QAM	1	0	14.1	14.46	17.29	0.064	1.000
			256QAM	1	272	14.37	14.73	17.56	0.069	1.000
			256QAM	273	0	14.35	14.53	17.45	0.067	1.000
			Mid	QPSK	137	68	19.26	19.66	22.48	0.213
	QPSK			1	0	17.15	17.53	20.35	0.130	1.000
	QPSK			1	272	17.36	17.56	20.47	0.134	1.000
	QPSK			273	0	17.79	18.1	20.96	0.150	1.000
	16QAM			137	68	18.7	19.02	21.88	0.185	1.000
	16QAM			1	0	17.27	17.48	20.38	0.131	1.000
	16QAM			1	272	17.59	17.53	20.57	0.137	1.000
	16QAM			273	0	17.76	18.1	20.94	0.149	1.000
	64QAM			1	0	17.53	17.65	20.6	0.138	1.000
	64QAM			1	272	17.62	17.52	20.58	0.137	1.000
	64QAM			273	0	17.32	17.53	20.43	0.133	1.000
	256QAM			1	0	14.03	14.86	17.48	0.067	1.000
	256QAM			1	272	14.22	14.85	17.56	0.068	1.000
	256QAM			273	0	14.22	14.78	17.52	0.068	1.000
	High			QPSK	137	68	19.28	19.48	22.39	0.209
			QPSK	1	0	17.4	17.38	20.4	0.132	1.000
			QPSK	1	272	17.4	17.39	20.41	0.132	1.000
			QPSK	273	0	17.71	18.02	20.87	0.147	1.000
			16QAM	137	68	18.75	18.99	21.88	0.185	1.000
			16QAM	1	0	17.57	17.37	20.48	0.134	1.000
			16QAM	1	272	17.36	17.46	20.42	0.132	1.000
			16QAM	273	0	17.76	17.99	20.89	0.147	1.000
			64QAM	1	0	17.64	17.35	20.51	0.135	1.000
			64QAM	1	272	17.72	17.61	20.68	0.140	1.000
			64QAM	273	0	17.28	17.49	20.39	0.132	1.000
			256QAM	1	0	14.26	14.72	17.51	0.068	1.000
	256QAM		1	272	14.19	14.71	17.47	0.067	1.000	
	256QAM		273	0	14.23	14.66	17.46	0.067	1.000	

Bandwidth (MHz)	UL Channel	UL OFDM	UL Modulation	UL RB Number	UL RB Position	Conducted Output Power (dBm)			SUM - EIRP (W)	Limit (W)
NR Band n78 UL MIMO (3450-3550 MHz)										
20	Low	CP-OFDM	QPSK	25	12	19.74	19.82	22.79	0.229	1.000
			QPSK	1	0	17.86	17.82	20.85	0.146	1.000
			QPSK	1	50	17.9	17.96	20.94	0.149	1.000
			QPSK	51	0	18.25	18.25	21.26	0.161	1.000
			16QAM	25	12	19.18	19.31	22.26	0.202	1.000
			16QAM	1	0	17.91	17.88	20.9	0.148	1.000
			16QAM	1	50	18.02	17.82	20.93	0.149	1.000
			16QAM	51	0	18.29	18.29	21.3	0.162	1.000
			64QAM	1	0	18.16	17.89	21.04	0.153	1.000
			64QAM	1	50	18.33	18	21.18	0.158	1.000
			64QAM	51	0	17.83	17.86	20.85	0.146	1.000
			256QAM	1	0	14.72	15.02	17.89	0.074	1.000
	256QAM		1	50	14.82	15.03	17.93	0.075	1.000	
	256QAM		51	0	14.8	14.82	17.82	0.073	1.000	
	Mid		QPSK	25	12	19.74	19.8	22.78	0.228	1.000
			QPSK	1	0	17.74	17.95	20.86	0.146	1.000
			QPSK	1	50	17.95	17.96	20.97	0.150	1.000
			QPSK	51	0	18.18	18.35	21.28	0.161	1.000
			16QAM	25	12	19.29	19.35	22.33	0.206	1.000
			16QAM	1	0	17.74	17.82	20.79	0.144	1.000
			16QAM	1	50	17.88	17.85	20.87	0.147	1.000
			16QAM	51	0	18.24	18.32	21.29	0.162	1.000
			64QAM	1	0	17.92	17.85	20.9	0.148	1.000
			64QAM	1	50	18.06	17.79	20.94	0.149	1.000
			64QAM	51	0	17.79	17.92	20.87	0.147	1.000
			256QAM	1	0	14.55	15.09	17.84	0.073	1.000
	256QAM		1	50	14.72	15.09	17.92	0.074	1.000	
	256QAM		51	0	14.76	14.8	17.79	0.072	1.000	
	High		QPSK	25	12	19.96	19.73	22.86	0.232	1.000
			QPSK	1	0	17.75	17.83	20.8	0.145	1.000
			QPSK	1	50	17.82	17.82	20.83	0.146	1.000
			QPSK	51	0	18.2	18.29	21.25	0.161	1.000
			16QAM	25	12	19.22	19.26	22.25	0.202	1.000
			16QAM	1	0	17.7	17.84	20.78	0.144	1.000
			16QAM	1	50	17.85	17.75	20.81	0.145	1.000
			16QAM	51	0	18.25	18.21	21.24	0.160	1.000
64QAM		1	0	17.93	17.94	20.95	0.149	1.000		
64QAM		1	50	18.07	17.89	20.99	0.151	1.000		

30			64QAM	51	0	17.66	17.76	20.72	0.142	1.000	
			256QAM	1	0	14.59	15	17.81	0.073	1.000	
			256QAM	1	50	14.6	15	17.81	0.073	1.000	
			256QAM	51	0	14.68	14.8	17.75	0.072	1.000	
	Low			QPSK	39	19	19.82	19.71	22.77	0.228	1.000
				QPSK	1	0	17.67	17.79	20.74	0.143	1.000
				QPSK	1	77	17.91	17.9	20.91	0.148	1.000
				QPSK	78	0	18.27	18.26	21.27	0.161	1.000
				16QAM	39	19	19.24	19.22	22.24	0.201	1.000
				16QAM	1	0	17.75	17.72	20.74	0.143	1.000
				16QAM	1	77	17.95	17.83	20.9	0.148	1.000
				16QAM	78	0	18.27	18.21	21.25	0.160	1.000
				64QAM	1	0	18.13	17.84	21	0.151	1.000
				64QAM	1	77	18.05	17.87	20.97	0.150	1.000
				64QAM	78	0	17.81	17.8	20.82	0.145	1.000
				256QAM	1	0	14.63	14.87	17.76	0.072	1.000
				256QAM	1	77	14.8	15.05	17.93	0.075	1.000
				256QAM	78	0	14.81	14.74	17.79	0.072	1.000
				Mid		CP-OFDM	QPSK	39	19	19.74	19.79
	QPSK	1	0				17.69	17.88	20.8	0.144	1.000
	QPSK	1	77				17.9	17.69	20.81	0.145	1.000
	QPSK	78	0				18.21	18.35	21.29	0.162	1.000
	16QAM	39	19				19.3	19.3	22.31	0.205	1.000
	16QAM	1	0				17.87	17.86	20.88	0.147	1.000
	16QAM	1	77				18.13	17.82	20.99	0.151	1.000
	16QAM	78	0				18.18	18.44	21.32	0.163	1.000
	64QAM	1	0				18.18	17.9	21.05	0.153	1.000
	64QAM	1	77				18.04	17.74	20.9	0.148	1.000
	64QAM	78	0				17.76	17.77	20.78	0.144	1.000
	256QAM	1	0				14.68	15	17.85	0.073	1.000
	256QAM	1	77				14.58	14.98	17.8	0.072	1.000
	256QAM	78	0				14.75	14.83	17.8	0.072	1.000
	High						QPSK	39	19	19.82	19.91
QPSK				1	0	17.77	18.07	20.93	0.149	1.000	
QPSK				1	77	17.9	17.84	20.88	0.147	1.000	
QPSK				78	0	18.37	18.42	21.4	0.166	1.000	
16QAM				39	19	19.43	19.46	22.45	0.212	1.000	
16QAM				1	0	18.14	17.84	21.01	0.151	1.000	
16QAM				1	77	17.94	17.77	20.86	0.147	1.000	
16QAM				78	0	18.42	18.43	21.43	0.167	1.000	
64QAM				1	0	18.04	17.95	21.01	0.152	1.000	
64QAM				1	77	18.08	17.77	20.94	0.149	1.000	
64QAM				78	0	17.81	17.98	20.91	0.148	1.000	

			256QAM	1	0	14.68	15.15	17.93	0.075	1.000	
			256QAM	1	77	14.52	14.86	17.71	0.071	1.000	
			256QAM	78	0	14.91	14.77	17.85	0.073	1.000	
40	Low		QPSK	53	26	19.95	19.9	22.93	0.236	1.000	
			QPSK	1	0	17.94	18.02	20.99	0.151	1.000	
			QPSK	1	105	17.86	17.94	20.91	0.148	1.000	
			QPSK	106	0	18.43	18.47	21.46	0.168	1.000	
			16QAM	53	26	19.38	19.41	22.41	0.209	1.000	
			16QAM	1	0	17.93	17.92	20.94	0.149	1.000	
			16QAM	1	105	17.85	17.87	20.87	0.147	1.000	
			16QAM	106	0	18.42	18.37	21.41	0.166	1.000	
			64QAM	1	0	18.21	17.95	21.09	0.155	1.000	
			64QAM	1	105	18.04	17.89	20.98	0.151	1.000	
			64QAM	106	0	17.86	17.93	20.91	0.148	1.000	
			256QAM	1	0	14.79	15.12	17.97	0.075	1.000	
	256QAM	1	105	14.67	15.05	17.87	0.074	1.000			
	256QAM	106	0	14.88	14.84	17.87	0.074	1.000			
	Mid	CP-OFDM		QPSK	53	26	19.87	19.9	22.89	0.234	1.000
				QPSK	1	0	17.91	18.06	21	0.151	1.000
				QPSK	1	105	17.93	17.82	20.89	0.147	1.000
				QPSK	106	0	18.28	18.42	21.36	0.164	1.000
				16QAM	53	26	19.19	19.31	22.26	0.202	1.000
				16QAM	1	0	17.99	17.87	20.94	0.149	1.000
				16QAM	1	105	17.78	17.81	20.8	0.145	1.000
				16QAM	106	0	18.3	18.25	21.29	0.162	1.000
				64QAM	1	0	18.14	17.91	21.04	0.153	1.000
				64QAM	1	105	18.11	17.87	21	0.151	1.000
				64QAM	106	0	17.84	17.84	20.85	0.146	1.000
				256QAM	1	0	14.73	15.06	17.91	0.074	1.000
	256QAM	1	105	14.62	15.02	17.84	0.073	1.000			
	256QAM	106	0	14.76	14.74	17.76	0.072	1.000			
	High			QPSK	53	26	19.75	19.84	22.8	0.229	1.000
				QPSK	1	0	17.71	17.86	20.8	0.144	1.000
				QPSK	1	105	17.81	17.71	20.77	0.144	1.000
				QPSK	106	0	18.24	18.37	21.31	0.163	1.000
				16QAM	53	26	19.24	19.33	22.3	0.204	1.000
				16QAM	1	0	17.93	17.91	20.93	0.149	1.000
				16QAM	1	105	17.75	17.78	20.77	0.144	1.000
				16QAM	106	0	18.25	18.33	21.3	0.162	1.000
64QAM				1	0	18.02	17.87	20.96	0.150	1.000	
64QAM				1	105	18.03	17.76	20.9	0.148	1.000	
64QAM				106	0	17.81	17.87	20.85	0.146	1.000	
256QAM				1	0	14.67	15.02	17.86	0.073	1.000	

50	Low	CP-OFDM	256QAM	1	105	14.56	14.91	17.75	0.072	1.000	
			256QAM	106	0	14.84	14.83	17.85	0.073	1.000	
			QPSK	67	33	19.71	19.64	22.68	0.223	1.000	
			QPSK	1	0	17.67	17.8	20.74	0.143	1.000	
			QPSK	1	132	17.79	17.67	20.74	0.143	1.000	
			QPSK	133	0	18.18	18.2	21.2	0.159	1.000	
			16QAM	67	33	19.23	19.17	22.21	0.200	1.000	
			16QAM	1	0	17.87	17.68	20.79	0.144	1.000	
			16QAM	1	132	17.89	17.68	20.8	0.144	1.000	
			16QAM	133	0	18.2	18.15	21.18	0.158	1.000	
			64QAM	1	0	17.84	17.67	20.76	0.143	1.000	
			64QAM	1	132	17.84	17.76	20.81	0.145	1.000	
			64QAM	133	0	17.69	17.68	20.7	0.141	1.000	
			256QAM	1	0	14.55	14.83	17.71	0.071	1.000	
			256QAM	1	132	14.46	14.86	17.68	0.070	1.000	
			256QAM	133	0	14.69	14.69	17.7	0.071	1.000	
	Mid		QPSK	67	33	19.49	19.67	22.59	0.218	1.000	
			QPSK	1	0	17.58	17.7	20.65	0.140	1.000	
			QPSK	1	132	17.44	17.72	20.59	0.138	1.000	
			QPSK	133	0	18.16	18.15	21.17	0.157	1.000	
			16QAM	67	33	19.09	19.04	22.08	0.194	1.000	
			16QAM	1	0	17.59	17.69	20.65	0.140	1.000	
			16QAM	1	132	17.88	17.59	20.75	0.143	1.000	
			16QAM	133	0	18.1	18.12	21.12	0.156	1.000	
			64QAM	1	0	18	17.68	20.85	0.146	1.000	
			64QAM	1	132	17.82	17.67	20.75	0.143	1.000	
			64QAM	133	0	17.56	17.61	20.6	0.138	1.000	
			256QAM	1	0	14.48	14.8	17.65	0.070	1.000	
			256QAM	1	132	14.43	14.75	17.6	0.069	1.000	
			256QAM	133	0	14.62	14.62	17.63	0.070	1.000	
			High	QPSK	67	33	19.48	19.47	22.48	0.213	1.000
				QPSK	1	0	17.28	17.53	20.42	0.132	1.000
	QPSK			1	132	17.59	17.5	20.56	0.137	1.000	
	QPSK			133	0	17.99	18.03	21.02	0.152	1.000	
	16QAM			67	33	18.98	19.01	22.01	0.191	1.000	
	16QAM			1	0	17.53	17.37	20.46	0.134	1.000	
	16QAM			1	132	17.42	17.64	20.54	0.136	1.000	
	16QAM			133	0	17.98	18	21	0.151	1.000	
	64QAM			1	0	17.6	17.42	20.52	0.136	1.000	
	64QAM			1	132	17.78	17.51	20.66	0.140	1.000	
64QAM	133	0		17.43	17.56	20.5	0.135	1.000			
256QAM	1	0		14.18	14.57	17.39	0.066	1.000			
256QAM	1	132		14.22	14.61	17.43	0.067	1.000			

			256QAM	133	0	14.45	14.5	17.48	0.067	1.000
60	Low		QPSK	81	40	19.6	19.77	22.7	0.224	1.000
			QPSK	1	0	17.66	17.71	20.7	0.141	1.000
			QPSK	1	161	17.69	17.61	20.66	0.140	1.000
			QPSK	162	0	18.1	18.25	21.19	0.158	1.000
			16QAM	81	40	19.07	19.24	22.17	0.198	1.000
			16QAM	1	0	17.87	17.67	20.78	0.144	1.000
			16QAM	1	161	17.71	17.56	20.65	0.140	1.000
			16QAM	162	0	18.09	18.21	21.16	0.157	1.000
			64QAM	1	0	17.82	17.74	20.79	0.144	1.000
			64QAM	1	161	17.85	17.58	20.73	0.142	1.000
			64QAM	162	0	17.62	17.76	20.7	0.141	1.000
			256QAM	1	0	14.5	14.75	17.64	0.070	1.000
			256QAM	1	161	14.39	14.78	17.6	0.069	1.000
			256QAM	162	0	14.64	14.75	17.71	0.071	1.000
			Mid	CP-OFDM	QPSK	81	40	19.6	19.6	22.61
	QPSK	1			0	17.66	17.66	20.67	0.140	1.000
	QPSK	1			161	17.61	17.52	20.58	0.137	1.000
	QPSK	162			0	18.11	18.21	21.17	0.157	1.000
	16QAM	81			40	19	19.11	22.07	0.193	1.000
	16QAM	1			0	17.64	17.58	20.62	0.139	1.000
	16QAM	1			161	17.79	17.6	20.71	0.141	1.000
	16QAM	162			0	18.14	18.11	21.14	0.156	1.000
	64QAM	1			0	18	17.66	20.84	0.146	1.000
	64QAM	1			161	17.8	17.68	20.75	0.143	1.000
	64QAM	162			0	17.63	17.58	20.61	0.139	1.000
	256QAM	1			0	14.57	14.79	17.69	0.071	1.000
	256QAM	1			161	14.43	14.8	17.63	0.070	1.000
	256QAM	162			0	14.65	14.58	17.63	0.070	1.000
	High	CP-OFDM			QPSK	81	40	19.53	19.66	22.6
			QPSK	1	0	17.51	17.65	20.59	0.138	1.000
			QPSK	1	161	17.53	17.5	20.53	0.136	1.000
			QPSK	162	0	18.06	18.13	21.1	0.155	1.000
			16QAM	81	40	19.03	19.05	22.05	0.193	1.000
			16QAM	1	0	17.46	17.67	20.58	0.137	1.000
			16QAM	1	161	17.67	17.5	20.6	0.138	1.000
			16QAM	162	0	18.05	18.14	21.1	0.155	1.000
			64QAM	1	0	17.74	17.64	20.7	0.141	1.000
			64QAM	1	161	17.67	17.54	20.62	0.139	1.000
			64QAM	162	0	17.56	17.66	20.62	0.139	1.000
			256QAM	1	0	14.36	14.8	17.59	0.069	1.000
	256QAM	1	161	14.34	14.71	17.53	0.068	1.000		
	256QAM	162	0	14.56	14.65	17.61	0.069	1.000		

70	Low	CP-OFDM	QPSK	95	47	19.34	19.5	22.43	0.210	1.000
			QPSK	1	0	17.48	17.52	20.51	0.135	1.000
			QPSK	1	188	17.4	17.66	20.54	0.136	1.000
			QPSK	189	0	17.88	18.01	20.95	0.150	1.000
			16QAM	95	47	18.81	19.03	21.93	0.188	1.000
			16QAM	1	0	17.48	17.53	20.51	0.135	1.000
			16QAM	1	188	17.51	17.51	20.52	0.136	1.000
			16QAM	189	0	17.96	18.05	21.02	0.152	1.000
			64QAM	1	0	17.77	17.44	20.62	0.139	1.000
			64QAM	1	188	17.75	17.51	20.64	0.139	1.000
			64QAM	189	0	17.49	17.61	20.56	0.137	1.000
			256QAM	1	0	14.26	14.63	17.46	0.067	1.000
			256QAM	1	188	14.29	14.74	17.53	0.068	1.000
			256QAM	189	0	14.48	14.42	17.46	0.067	1.000
	Mid		QPSK	95	47	19.48	19.56	22.53	0.215	1.000
			QPSK	1	0	17.61	17.44	20.53	0.136	1.000
			QPSK	1	188	17.38	17.58	20.49	0.135	1.000
			QPSK	189	0	17.82	18.26	21.06	0.153	1.000
			16QAM	95	47	18.84	19.03	21.95	0.188	1.000
			16QAM	1	0	17.57	17.45	20.52	0.136	1.000
			16QAM	1	188	17.41	17.52	20.47	0.134	1.000
			16QAM	189	0	18.1	18.01	21.07	0.154	1.000
			64QAM	1	0	17.91	17.43	20.68	0.141	1.000
			64QAM	1	188	17.74	17.59	20.68	0.140	1.000
			64QAM	189	0	17.49	17.55	20.53	0.136	1.000
			256QAM	1	0	14.44	14.63	17.55	0.068	1.000
			256QAM	1	188	14.37	14.66	17.53	0.068	1.000
			256QAM	189	0	14.55	14.5	17.53	0.068	1.000
	High		QPSK	95	47	19.45	19.61	22.54	0.216	1.000
			QPSK	1	0	17.67	17.75	20.72	0.142	1.000
			QPSK	1	188	17.27	17.38	20.34	0.130	1.000
			QPSK	189	0	18.05	18.13	21.1	0.155	1.000
			16QAM	95	47	18.99	19.11	22.06	0.193	1.000
			16QAM	1	0	17.62	17.72	20.68	0.141	1.000
			16QAM	1	188	17.34	17.48	20.42	0.132	1.000
			16QAM	189	0	18.01	18.13	21.08	0.154	1.000
64QAM		1	0	17.87	17.74	20.81	0.145	1.000		
64QAM		1	188	17.64	17.42	20.54	0.136	1.000		
64QAM		189	0	17.46	17.61	20.54	0.136	1.000		
256QAM		1	0	14.43	14.86	17.66	0.070	1.000		
256QAM		1	188	14.19	14.57	17.39	0.066	1.000		
256QAM		189	0	14.52	14.67	17.61	0.069	1.000		
80	Low	QPSK	109	54	19.51	19.5	22.51	0.215	1.000	

		CP-OFDM	QPSK	1	0	17.49	17.52	20.51	0.135	1.000
			QPSK	1	216	17.49	17.52	20.51	0.135	1.000
			QPSK	217	0	18.04	17.98	21.02	0.152	1.000
			16QAM	109	54	18.95	18.86	21.91	0.187	1.000
			16QAM	1	0	17.48	17.6	20.55	0.136	1.000
			16QAM	1	216	17.65	17.4	20.54	0.136	1.000
			16QAM	217	0	18.06	17.99	21.03	0.153	1.000
			64QAM	1	0	17.86	17.6	20.74	0.143	1.000
			64QAM	1	216	17.75	17.48	20.62	0.139	1.000
			64QAM	217	0	17.59	17.54	20.57	0.137	1.000
			256QAM	1	0	14.31	14.59	17.46	0.067	1.000
			256QAM	1	216	14.35	14.69	17.53	0.068	1.000
			256QAM	217	0	14.53	14.51	17.53	0.068	1.000
	Mid		QPSK	109	54	19.48	19.43	22.46	0.212	1.000
			QPSK	1	0	17.53	17.48	20.51	0.135	1.000
			QPSK	1	216	17.34	17.44	20.4	0.132	1.000
			QPSK	217	0	18	18.01	21.01	0.152	1.000
			16QAM	109	54	18.93	19.06	22	0.191	1.000
			16QAM	1	0	17.48	17.49	20.5	0.135	1.000
			16QAM	1	216	17.63	17.37	20.51	0.135	1.000
			16QAM	217	0	17.92	18.04	20.99	0.151	1.000
			64QAM	1	0	17.56	17.36	20.47	0.134	1.000
			64QAM	1	216	17.76	17.46	20.62	0.139	1.000
			64QAM	217	0	17.44	17.48	20.47	0.134	1.000
			256QAM	1	0	14.24	14.55	17.41	0.066	1.000
			256QAM	1	216	14.3	14.65	17.49	0.067	1.000
			256QAM	217	0	14.55	14.53	17.55	0.068	1.000
			High	QPSK	109	54	19.37	19.51	22.45	0.211
	QPSK			1	0	17.42	17.61	20.53	0.136	1.000
	QPSK			1	216	17.4	17.47	20.45	0.133	1.000
	QPSK			217	0	17.94	18.01	20.99	0.151	1.000
	16QAM			109	54	18.96	19.01	22	0.190	1.000
	16QAM			1	0	17.63	17.44	20.55	0.136	1.000
	16QAM			1	216	17.53	17.42	20.48	0.134	1.000
	16QAM			217	0	17.93	18.05	21	0.151	1.000
	64QAM			1	0	17.71	17.54	20.63	0.139	1.000
	64QAM			1	216	17.73	17.48	20.62	0.139	1.000
	64QAM			217	0	17.46	17.55	20.52	0.135	1.000
	256QAM			1	0	14.31	14.67	17.5	0.068	1.000
	256QAM			1	216	14.22	14.6	17.42	0.066	1.000
	256QAM			217	0	14.47	14.55	17.52	0.068	1.000
	90		Low	CP-OFDM	QPSK	123	61	19.49	19.45	22.48
QPSK		1			0	17.28	17.35	20.33	0.130	1.000

			QPSK	1	244	17.5	17.65	20.58	0.138	1.000	
			QPSK	245	0	17.98	17.98	20.99	0.151	1.000	
			16QAM	123	61	19.04	19.07	22.06	0.193	1.000	
			16QAM	1	0	17.49	17.4	20.46	0.134	1.000	
			16QAM	1	244	17.76	17.64	20.71	0.142	1.000	
			16QAM	245	0	18	18.01	21.01	0.152	1.000	
			64QAM	1	0	17.61	17.45	20.54	0.136	1.000	
			64QAM	1	244	17.8	17.63	20.72	0.142	1.000	
			64QAM	245	0	17.47	17.45	20.47	0.134	1.000	
			256QAM	1	0	14.19	14.53	17.38	0.066	1.000	
			256QAM	1	244	14.41	14.78	17.61	0.069	1.000	
			256QAM	245	0	14.35	14.47	17.42	0.066	1.000	
	Mid			QPSK	123	61	19.54	19.5	22.53	0.215	1.000
				QPSK	1	0	17.47	17.42	20.46	0.134	1.000
				QPSK	1	244	17.49	17.55	20.53	0.136	1.000
				QPSK	245	0	17.97	17.99	20.99	0.151	1.000
				16QAM	123	61	19.01	19.09	22.06	0.193	1.000
				16QAM	1	0	17.47	17.43	20.46	0.134	1.000
				16QAM	1	244	17.56	17.49	20.54	0.136	1.000
				16QAM	245	0	17.89	18.03	20.97	0.150	1.000
				64QAM	1	0	17.72	17.56	20.65	0.140	1.000
				64QAM	1	244	17.86	17.57	20.73	0.142	1.000
				64QAM	245	0	17.49	17.58	20.54	0.136	1.000
				256QAM	1	0	14.19	14.59	17.41	0.066	1.000
	256QAM		1	244	14.43	14.69	17.57	0.069	1.000		
	256QAM		245	0	14.51	14.53	17.53	0.068	1.000		
	High			QPSK	123	61	19.58	19.62	22.61	0.219	1.000
				QPSK	1	0	17.42	17.52	20.48	0.134	1.000
				QPSK	1	244	17.33	17.49	20.42	0.132	1.000
				QPSK	245	0	18.03	18.1	21.08	0.154	1.000
				16QAM	123	61	19.03	19.17	22.11	0.195	1.000
				16QAM	1	0	17.56	17.52	20.55	0.136	1.000
				16QAM	1	244	17.53	17.42	20.49	0.134	1.000
				16QAM	245	0	18.03	18.13	21.09	0.155	1.000
				64QAM	1	0	17.77	17.5	20.64	0.140	1.000
				64QAM	1	244	17.64	17.39	20.53	0.136	1.000
64QAM		245		0	17.52	17.64	20.59	0.138	1.000		
256QAM		1		0	14.29	14.65	17.48	0.067	1.000		
256QAM	1	244	14.23	14.58	17.42	0.066	1.000				
256QAM	245	0	14.5	14.59	17.55	0.068	1.000				
100	Mid	CP-OFDM	QPSK	137	68	19.47	19.54	22.52	0.215	1.000	
			QPSK	1	0	17.3	17.5	20.41	0.132	1.000	
			QPSK	1	272	17.46	17.55	20.51	0.135	1.000	

			QPSK	273	0	17.95	17.95	20.96	0.150	1.000
			16QAM	137	68	19	19	22.01	0.191	1.000
			16QAM	1	0	17.41	17.41	20.42	0.132	1.000
			16QAM	1	272	17.72	17.41	20.58	0.137	1.000
			16QAM	273	0	17.96	18.01	20.99	0.151	1.000
			64QAM	1	0	17.61	17.34	20.49	0.135	1.000
			64QAM	1	272	17.77	17.48	20.63	0.139	1.000
			64QAM	273	0	17.45	17.52	20.5	0.135	1.000
			256QAM	1	0	14.18	14.63	17.42	0.066	1.000
			256QAM	1	272	14.34	14.64	17.5	0.068	1.000
			256QAM	273	0	14.47	14.54	17.52	0.068	1.000

Bandwidth (MHz)	UL Channel	UL OFDM	UL Modulation	UL RB Number	UL RB Position	Conducted Output Power (dBm)			SUM - EIRP (W)	Limit (W)
NR Band n78 UL MIMO (3550-3700 MHz)										
20	Low	CP-OFDM	QPSK	25	12	11.19	10.95	14.09	0.031	0.200
			QPSK	1	0	11.19	10.83	14.02	0.030	0.200
			QPSK	1	50	11.24	10.97	14.11	0.031	0.200
			QPSK	51	0	11.09	10.84	13.98	0.030	0.200
			16QAM	25	12	14.16	13.89	17.04	0.061	0.200
			16QAM	1	0	14.16	13.84	17.01	0.060	0.200
			16QAM	1	50	14.2	13.93	17.08	0.061	0.200
			16QAM	51	0	14.1	13.83	16.97	0.060	0.200
			64QAM	1	0	14.36	13.69	17.04	0.061	0.200
			64QAM	1	50	14.4	13.86	17.15	0.062	0.200
			64QAM	51	0	14.12	13.94	17.04	0.061	0.200
			256QAM	1	0	13.96	13.95	16.97	0.060	0.200
			256QAM	1	50	14.04	14.15	17.11	0.062	0.200
			256QAM	51	0	14.09	13.88	17	0.060	0.200
	Mid		QPSK	25	12	11.28	10.95	14.13	0.031	0.200
			QPSK	1	0	11.38	10.93	14.17	0.031	0.200
			QPSK	1	50	11.32	10.98	14.16	0.031	0.200
			QPSK	51	0	11.3	10.98	14.15	0.031	0.200
			16QAM	25	12	14.21	14.04	17.14	0.062	0.200
			16QAM	1	0	14.35	13.97	17.18	0.063	0.200
			16QAM	1	50	14.35	14.05	17.22	0.063	0.200
			16QAM	51	0	14.26	13.95	17.12	0.062	0.200
			64QAM	1	0	14.46	13.91	17.2	0.063	0.200
			64QAM	1	50	14.53	14.03	17.3	0.065	0.200
			64QAM	51	0	14.24	14.05	17.16	0.062	0.200
			256QAM	1	0	14.16	14.24	17.21	0.063	0.200
			256QAM	1	50	14.13	14.29	17.22	0.063	0.200
			256QAM	51	0	14.26	13.99	17.14	0.062	0.200
	High		QPSK	25	12	11.38	10.82	14.12	0.031	0.200
			QPSK	1	0	11.45	10.9	14.19	0.032	0.200
			QPSK	1	50	11.36	10.89	14.14	0.031	0.200
			QPSK	51	0	11.35	10.82	14.1	0.031	0.200
			16QAM	25	12	14.3	13.96	17.14	0.062	0.200
			16QAM	1	0	14.32	13.89	17.12	0.062	0.200
			16QAM	1	50	14.31	13.92	17.13	0.062	0.200
			16QAM	51	0	14.57	13.85	17.23	0.064	0.200
64QAM		1	0	14.63	13.8	17.25	0.064	0.200		
64QAM		1	50	14.74	13.86	17.34	0.065	0.200		

30		64QAM	51	0	14.32	13.94	17.14	0.062	0.200	
		256QAM	1	0	14.28	14.14	17.22	0.063	0.200	
		256QAM	1	50	14.22	14.12	17.18	0.063	0.200	
		256QAM	51	0	14.36	13.92	17.16	0.062	0.200	
	Low	CP-OFDM	QPSK	39	19	11.03	10.77	13.91	0.030	0.200
			QPSK	1	0	11.24	10.89	14.08	0.031	0.200
			QPSK	1	77	11.15	11.01	14.09	0.031	0.200
			QPSK	78	0	10.96	10.77	13.87	0.029	0.200
			16QAM	39	19	13.9	13.79	16.86	0.058	0.200
			16QAM	1	0	14.02	13.81	16.93	0.059	0.200
			16QAM	1	77	14.09	13.87	16.99	0.060	0.200
			16QAM	78	0	14.01	13.77	16.9	0.059	0.200
			64QAM	1	0	14.15	13.88	17.03	0.061	0.200
			64QAM	1	77	14.35	14	17.19	0.063	0.200
			64QAM	78	0	13.87	13.8	16.84	0.058	0.200
			256QAM	1	0	13.8	13.98	16.9	0.059	0.200
			256QAM	1	77	14.01	14.05	17.04	0.061	0.200
			256QAM	78	0	14.05	13.79	16.93	0.059	0.200
			Mid	CP-OFDM	QPSK	39	19	11.25	10.85	14.06
	QPSK	1			0	11.56	10.93	14.27	0.032	0.200
	QPSK	1			77	11.32	10.89	14.12	0.031	0.200
	QPSK	78			0	11.28	10.96	14.13	0.031	0.200
	16QAM	39			19	14.19	13.98	17.1	0.062	0.200
	16QAM	1			0	14.26	14.07	17.18	0.063	0.200
	16QAM	1			77	14.27	14	17.15	0.062	0.200
	16QAM	78			0	14.39	13.96	17.19	0.063	0.200
	64QAM	1			0	14.58	13.84	17.24	0.064	0.200
	64QAM	1			77	14.67	13.94	17.33	0.065	0.200
	64QAM	78			0	14.21	13.96	17.1	0.062	0.200
	256QAM	1			0	14.25	14.14	17.2	0.063	0.200
	256QAM	1			77	14.14	14.15	17.15	0.062	0.200
	256QAM	78			0	14.29	13.94	17.13	0.062	0.200
	High	CP-OFDM			QPSK	39	19	11.38	10.89	14.16
QPSK			1	0	11.67	10.93	14.33	0.033	0.200	
QPSK			1	77	11.44	11.05	14.26	0.032	0.200	
QPSK			78	0	11.37	10.93	14.17	0.031	0.200	
16QAM			39	19	14.35	13.92	17.15	0.062	0.200	
16QAM			1	0	14.49	14.01	17.27	0.064	0.200	
16QAM			1	77	14.37	13.95	17.17	0.063	0.200	
16QAM			78	0	14.41	14.1	17.27	0.064	0.200	
64QAM			1	0	14.75	13.88	17.35	0.065	0.200	
64QAM			1	77	14.82	14	17.44	0.067	0.200	
64QAM			78	0	14.44	13.97	17.23	0.063	0.200	

			256QAM	1	0	14.34	14.16	17.26	0.064	0.200	
			256QAM	1	77	14.22	14.22	17.23	0.064	0.200	
			256QAM	78	0	14.37	13.96	17.18	0.063	0.200	
40	Low		QPSK	53	26	11.22	10.88	14.06	0.031	0.200	
			QPSK	1	0	11.36	10.95	14.17	0.031	0.200	
			QPSK	1	105	11.46	11.05	14.27	0.032	0.200	
			QPSK	106	0	11.17	10.93	14.06	0.031	0.200	
			16QAM	53	26	14.07	14.03	17.06	0.061	0.200	
			16QAM	1	0	14.29	14.01	17.16	0.063	0.200	
			16QAM	1	105	14.44	14.09	17.28	0.064	0.200	
			16QAM	106	0	14.21	13.99	17.11	0.062	0.200	
			64QAM	1	0	14.44	13.99	17.24	0.064	0.200	
			64QAM	1	105	14.6	14.11	17.37	0.066	0.200	
			64QAM	106	0	14.18	13.91	17.06	0.061	0.200	
			256QAM	1	0	14.07	14.15	17.12	0.062	0.200	
	256QAM	1	105	14.19	14.29	17.25	0.064	0.200			
	256QAM	106	0	14.13	13.92	17.04	0.061	0.200			
	Mid	CP-OFDM		QPSK	53	26	11.28	11.04	14.17	0.031	0.200
				QPSK	1	0	11.56	11.06	14.33	0.033	0.200
				QPSK	1	105	11.47	11.05	14.28	0.032	0.200
				QPSK	106	0	11.35	10.99	14.19	0.032	0.200
				16QAM	53	26	14.26	13.89	17.09	0.062	0.200
				16QAM	1	0	14.53	14.11	17.33	0.065	0.200
				16QAM	1	105	14.41	14.07	17.26	0.064	0.200
				16QAM	106	0	14.3	13.97	17.15	0.062	0.200
				64QAM	1	0	14.79	14.09	17.46	0.067	0.200
				64QAM	1	105	14.72	14	17.39	0.066	0.200
				64QAM	106	0	14.31	14.01	17.18	0.063	0.200
				256QAM	1	0	14.33	14.32	17.34	0.065	0.200
	256QAM	1	105	14.32	14.17	17.25	0.064	0.200			
	256QAM	106	0	14.37	13.99	17.19	0.063	0.200			
	High			QPSK	53	26	11.41	10.88	14.16	0.031	0.200
				QPSK	1	0	11.52	10.87	14.22	0.032	0.200
				QPSK	1	105	11.57	10.99	14.3	0.032	0.200
				QPSK	106	0	11.43	10.88	14.17	0.031	0.200
				16QAM	53	26	14.3	13.85	17.09	0.062	0.200
				16QAM	1	0	14.53	13.89	17.23	0.064	0.200
				16QAM	1	105	14.46	14	17.25	0.064	0.200
				16QAM	106	0	14.37	13.88	17.14	0.062	0.200
64QAM				1	0	14.74	13.9	17.35	0.065	0.200	
64QAM				1	105	14.76	13.99	17.4	0.066	0.200	
64QAM				106	0	14.39	13.92	17.17	0.063	0.200	
256QAM				1	0	14.39	14.17	17.29	0.064	0.200	

50	Low	CP-OFDM	256QAM	1	105	14.32	14.23	17.29	0.064	0.200	
			256QAM	106	0	14.36	13.88	17.14	0.062	0.200	
			QPSK	67	33	6.17	5.82	9.01	0.010	0.200	
			QPSK	1	0	6.26	5.8	9.05	0.010	0.200	
			QPSK	1	132	6.35	6.13	9.25	0.010	0.200	
			QPSK	133	0	6.23	5.83	9.04	0.010	0.200	
			16QAM	67	33	18.88	18.58	21.74	0.180	0.200	
			16QAM	1	0	18.83	18.47	21.66	0.176	0.200	
			16QAM	1	132	19.02	18.62	21.84	0.183	0.200	
			16QAM	133	0	18.9	18.65	21.79	0.181	0.200	
			64QAM	1	0	19.08	18.52	21.82	0.183	0.200	
			64QAM	1	132	19.44	18.71	22.1	0.195	0.200	
			64QAM	133	0	18.84	18.59	21.72	0.179	0.200	
			256QAM	1	0	18.76	18.65	21.71	0.178	0.200	
			256QAM	1	132	18.95	18.89	21.93	0.188	0.200	
			256QAM	133	0	18.95	18.6	21.79	0.182	0.200	
			Mid	QPSK	67	33	6.35	6.05	9.21	0.010	0.200
				QPSK	1	0	6.68	6.06	9.39	0.010	0.200
	QPSK			1	132	6.48	6.1	9.3	0.010	0.200	
	QPSK			133	0	6.42	6	9.23	0.010	0.200	
	16QAM			67	33	19.12	18.7	21.92	0.187	0.200	
	16QAM			1	0	19.18	18.68	21.95	0.188	0.200	
	16QAM			1	132	19.13	18.58	21.88	0.185	0.200	
	16QAM			133	0	19.11	18.77	21.96	0.189	0.200	
	64QAM			1	0	19.41	18.73	22.09	0.195	0.200	
	64QAM			1	132	19.48	18.65	22.09	0.195	0.200	
	64QAM			133	0	19.16	18.73	21.96	0.189	0.200	
	256QAM			1	0	19.14	18.96	22.06	0.193	0.200	
	256QAM			1	132	19.04	18.82	21.94	0.188	0.200	
	256QAM			133	0	19.14	18.8	21.98	0.190	0.200	
	High			QPSK	67	33	6.31	5.75	9.05	0.010	0.200
				QPSK	1	0	6.54	5.73	9.16	0.010	0.200
				QPSK	1	132	6.38	5.94	9.18	0.010	0.200
				QPSK	133	0	6.34	5.8	9.09	0.010	0.200
			16QAM	67	33	19.14	18.45	21.82	0.183	0.200	
			16QAM	1	0	19.08	18.38	21.76	0.180	0.200	
			16QAM	1	132	19.15	18.55	21.87	0.185	0.200	
			16QAM	133	0	19.14	18.46	21.82	0.183	0.200	
			64QAM	1	0	19.37	18.4	21.92	0.187	0.200	
			64QAM	1	132	19.44	18.63	22.06	0.193	0.200	
			64QAM	133	0	19.09	18.55	21.84	0.184	0.200	
			256QAM	1	0	18.97	18.65	21.82	0.183	0.200	
256QAM		1	132	18.94	18.84	21.9	0.186	0.200			

			256QAM	133	0	19.09	18.51	21.82	0.183	0.200
60	Low	CP-OFDM	QPSK	81	40	11.09	10.8	13.96	0.030	0.200
			QPSK	1	0	10.94	10.62	13.79	0.029	0.200
			QPSK	1	161	11.17	10.7	13.95	0.030	0.200
			QPSK	162	0	11.01	10.78	13.91	0.030	0.200
			16QAM	81	40	14.01	13.8	16.91	0.059	0.200
			16QAM	1	0	13.88	13.7	16.8	0.058	0.200
			16QAM	1	161	14.19	13.78	17	0.060	0.200
			16QAM	162	0	14.04	13.78	16.92	0.059	0.200
			64QAM	1	0	14.25	13.65	16.97	0.060	0.200
			64QAM	1	161	14.5	13.83	17.19	0.063	0.200
			64QAM	162	0	14.01	13.76	16.89	0.059	0.200
			256QAM	1	0	13.76	13.87	16.82	0.058	0.200
	256QAM		1	161	14.05	13.9	16.98	0.060	0.200	
	256QAM		162	0	14.02	13.84	16.94	0.059	0.200	
	Mid		QPSK	81	40	11.15	10.82	14	0.030	0.200
			QPSK	1	0	11.19	10.77	14	0.030	0.200
			QPSK	1	161	11.15	10.69	13.93	0.030	0.200
			QPSK	162	0	11.22	10.74	14	0.030	0.200
			16QAM	81	40	14.04	13.85	16.96	0.060	0.200
			16QAM	1	0	14.19	13.84	17.03	0.061	0.200
			16QAM	1	161	14.13	13.68	16.92	0.059	0.200
			16QAM	162	0	14.11	13.8	16.97	0.060	0.200
			64QAM	1	0	14.3	13.76	17.05	0.061	0.200
			64QAM	1	161	14.46	13.83	17.17	0.063	0.200
			64QAM	162	0	14.13	13.88	17.02	0.060	0.200
			256QAM	1	0	14.01	14.12	17.07	0.061	0.200
	256QAM		1	161	14.09	13.97	17.04	0.061	0.200	
	256QAM		162	0	14.17	13.91	17.05	0.061	0.200	
	High		QPSK	81	40	11.21	10.62	13.94	0.030	0.200
			QPSK	1	0	11.22	10.55	13.91	0.030	0.200
			QPSK	1	161	11.25	10.71	13.99	0.030	0.200
			QPSK	162	0	11.16	10.69	13.94	0.030	0.200
			16QAM	81	40	14.2	13.7	16.97	0.060	0.200
			16QAM	1	0	14.13	13.59	16.88	0.059	0.200
			16QAM	1	161	14.13	13.76	16.95	0.060	0.200
			16QAM	162	0	14.18	13.69	16.95	0.060	0.200
64QAM		1	0	14.38	13.53	16.99	0.060	0.200		
64QAM		1	161	14.5	13.8	17.17	0.063	0.200		
64QAM		162	0	14.16	13.68	16.93	0.059	0.200		
256QAM		1	0	14	13.81	16.91	0.059	0.200		
256QAM	1	161	14.05	14	17.04	0.061	0.200			
256QAM	162	0	14.21	13.76	17	0.060	0.200			

70	Low	CP-OFDM	QPSK	95	47	10.88	10.53	13.72	0.028	0.200
			QPSK	1	0	10.69	10.5	13.61	0.028	0.200
			QPSK	1	188	10.93	10.45	13.7	0.028	0.200
			QPSK	189	0	10.83	10.45	13.66	0.028	0.200
			16QAM	95	47	13.88	13.56	16.74	0.057	0.200
			16QAM	1	0	13.75	13.39	16.58	0.055	0.200
			16QAM	1	188	13.84	13.51	16.69	0.056	0.200
			16QAM	189	0	13.77	13.55	16.67	0.056	0.200
			64QAM	1	0	13.95	13.53	16.75	0.057	0.200
			64QAM	1	188	14.06	13.58	16.84	0.058	0.200
			64QAM	189	0	13.83	13.59	16.72	0.057	0.200
			256QAM	1	0	13.56	13.65	16.62	0.055	0.200
			256QAM	1	188	13.74	13.74	16.75	0.057	0.200
			256QAM	189	0	13.83	13.49	16.67	0.056	0.200
			Mid	QPSK	95	47	10.97	10.69	13.84	0.029
	QPSK			1	0	11.16	10.83	14.01	0.030	0.200
	QPSK			1	188	11.05	10.47	13.78	0.029	0.200
	QPSK			189	0	11.01	10.67	13.85	0.029	0.200
	16QAM			95	47	14	13.62	16.82	0.058	0.200
	16QAM			1	0	14.13	13.65	16.91	0.059	0.200
	16QAM			1	188	13.97	13.48	16.74	0.057	0.200
	16QAM			189	0	13.98	13.78	16.89	0.059	0.200
	64QAM			1	0	14.16	13.79	16.99	0.060	0.200
	64QAM			1	188	14.11	13.55	16.85	0.058	0.200
	64QAM			189	0	13.95	13.7	16.83	0.058	0.200
	256QAM			1	0	13.9	13.9	16.91	0.059	0.200
	256QAM			1	188	13.71	13.66	16.7	0.056	0.200
	256QAM			189	0	13.97	13.67	16.83	0.058	0.200
	High			QPSK	95	47	11.09	10.73	13.92	0.030
			QPSK	1	0	11.11	10.66	13.9	0.030	0.200
			QPSK	1	188	11.1	10.65	13.89	0.029	0.200
			QPSK	189	0	11.09	10.66	13.89	0.029	0.200
			16QAM	95	47	14.05	13.75	16.91	0.059	0.200
			16QAM	1	0	14.11	13.66	16.9	0.059	0.200
			16QAM	1	188	13.91	13.61	16.77	0.057	0.200
			16QAM	189	0	14.07	13.67	16.88	0.059	0.200
64QAM		1	0	14.14	13.8	16.99	0.060	0.200		
64QAM		1	188	14.16	13.56	16.88	0.059	0.200		
64QAM		189	0	14.03	13.56	16.81	0.058	0.200		
256QAM		1	0	13.91	13.9	16.92	0.059	0.200		
256QAM		1	188	13.83	13.7	16.77	0.057	0.200		
256QAM		189	0	14.1	13.62	16.88	0.059	0.200		
80		Low	QPSK	109	54	11	10.65	13.84	0.029	0.200

		CP-OFDM	QPSK	1	0	10.87	10.51	13.7	0.028	0.200	
			QPSK	1	216	10.85	10.66	13.77	0.029	0.200	
			QPSK	217	0	10.94	10.57	13.77	0.029	0.200	
			16QAM	109	54	13.97	13.64	16.82	0.058	0.200	
			16QAM	1	0	13.83	13.56	16.71	0.056	0.200	
			16QAM	1	216	13.89	13.64	16.78	0.057	0.200	
			16QAM	217	0	13.77	13.64	16.71	0.056	0.200	
			64QAM	1	0	13.96	13.53	16.76	0.057	0.200	
			64QAM	1	216	14.17	13.73	16.97	0.060	0.200	
			64QAM	217	0	13.76	13.69	16.73	0.057	0.200	
			256QAM	1	0	13.69	13.74	16.73	0.057	0.200	
			256QAM	1	216	13.75	13.89	16.83	0.058	0.200	
	256QAM		217	0	13.92	13.63	16.79	0.057	0.200		
	Mid			QPSK	109	54	11.1	10.63	13.88	0.029	0.200
				QPSK	1	0	11.07	10.7	13.9	0.030	0.200
				QPSK	1	216	11.13	10.51	13.84	0.029	0.200
				QPSK	217	0	10.95	10.65	13.81	0.029	0.200
				16QAM	109	54	13.98	13.6	16.8	0.058	0.200
				16QAM	1	0	13.98	13.69	16.85	0.058	0.200
				16QAM	1	216	13.93	13.4	16.68	0.056	0.200
				16QAM	217	0	13.97	13.59	16.8	0.057	0.200
				64QAM	1	0	14.39	13.78	17.1	0.062	0.200
				64QAM	1	216	14.22	13.52	16.89	0.059	0.200
				64QAM	217	0	13.99	13.66	16.84	0.058	0.200
				256QAM	1	0	13.88	13.89	16.9	0.059	0.200
	256QAM		1	216	13.76	13.77	16.78	0.057	0.200		
	256QAM		217	0	14.04	13.61	16.84	0.058	0.200		
	High			QPSK	109	54	11.02	10.63	13.84	0.029	0.200
				QPSK	1	0	10.95	10.5	13.74	0.028	0.200
				QPSK	1	216	11.11	10.72	13.93	0.030	0.200
				QPSK	217	0	11.05	10.63	13.85	0.029	0.200
				16QAM	109	54	14	13.61	16.82	0.058	0.200
				16QAM	1	0	13.89	13.52	16.72	0.056	0.200
				16QAM	1	216	14.11	13.65	16.9	0.059	0.200
				16QAM	217	0	13.93	13.66	16.81	0.058	0.200
				64QAM	1	0	14.04	13.59	16.83	0.058	0.200
64QAM		1		216	14.32	13.64	17	0.060	0.200		
64QAM		217		0	13.94	13.61	16.79	0.057	0.200		
256QAM		1		0	13.75	13.78	16.78	0.057	0.200		
256QAM	1	216	13.93	13.84	16.9	0.059	0.200				
256QAM	217	0	13.94	13.67	16.82	0.058	0.200				
90	Low	CP-OFDM	QPSK	123	61	10.88	10.56	13.73	0.028	0.200	
			QPSK	1	0	10.87	10.39	13.64	0.028	0.200	

		CP-OFDM	QPSK	1	244	11.19	10.83	14.02	0.030	0.200	
			QPSK	245	0	10.85	10.55	13.71	0.028	0.200	
			16QAM	123	61	13.91	13.56	16.75	0.057	0.200	
			16QAM	1	0	13.69	13.42	16.56	0.055	0.200	
			16QAM	1	244	14.17	13.83	17.01	0.060	0.200	
			16QAM	245	0	13.69	13.49	16.6	0.055	0.200	
			64QAM	1	0	13.88	13.42	16.67	0.056	0.200	
			64QAM	1	244	14.37	13.91	17.16	0.062	0.200	
			64QAM	245	0	13.81	13.51	16.67	0.056	0.200	
			256QAM	1	0	13.66	13.61	16.65	0.056	0.200	
			256QAM	1	244	13.92	14	16.97	0.060	0.200	
			256QAM	245	0	13.91	13.55	16.74	0.057	0.200	
	Mid			QPSK	123	61	11.04	10.74	13.91	0.030	0.200
				QPSK	1	0	10.99	10.69	13.85	0.029	0.200
				QPSK	1	244	11.02	10.71	13.88	0.029	0.200
				QPSK	245	0	10.99	10.68	13.85	0.029	0.200
				16QAM	123	61	14	13.6	16.82	0.058	0.200
				16QAM	1	0	13.95	13.62	16.8	0.058	0.200
				16QAM	1	244	13.96	13.68	16.83	0.058	0.200
				16QAM	245	0	13.91	13.61	16.77	0.057	0.200
				64QAM	1	0	14.22	13.69	16.97	0.060	0.200
				64QAM	1	244	14.1	13.68	16.91	0.059	0.200
				64QAM	245	0	13.98	13.57	16.79	0.057	0.200
				256QAM	1	0	13.81	13.8	16.82	0.058	0.200
	High			256QAM	1	244	13.83	13.86	16.86	0.058	0.200
				256QAM	245	0	14.02	13.69	16.87	0.058	0.200
				QPSK	123	61	11.04	10.65	13.86	0.029	0.200
				QPSK	1	0	11.02	10.51	13.78	0.029	0.200
				QPSK	1	244	11.13	10.64	13.9	0.030	0.200
				QPSK	245	0	11.08	10.69	13.9	0.030	0.200
				16QAM	123	61	14.15	13.69	16.94	0.059	0.200
				16QAM	1	0	13.93	13.55	16.75	0.057	0.200
				16QAM	1	244	13.98	13.58	16.79	0.057	0.200
				16QAM	245	0	13.94	13.64	16.8	0.058	0.200
				64QAM	1	0	14.23	13.59	16.93	0.059	0.200
				64QAM	1	244	14.22	13.66	16.96	0.060	0.200
100	Low	64QAM	245	0	13.99	13.7	16.86	0.058	0.200		
		256QAM	1	0	13.87	13.82	16.85	0.058	0.200		
		256QAM	1	244	13.95	13.79	16.88	0.059	0.200		
		256QAM	245	0	14	13.7	16.86	0.058	0.200		
		QPSK	137	68	10.96	10.57	13.78	0.029	0.200		
		QPSK	1	0	10.82	10.57	13.71	0.028	0.200		
		QPSK	1	272	11.14	10.71	13.94	0.030	0.200		

		QPSK	273	0	10.91	10.52	13.73	0.028	0.200
		16QAM	137	68	13.96	13.57	16.78	0.057	0.200
		16QAM	1	0	13.8	13.42	16.63	0.055	0.200
		16QAM	1	272	14.18	13.6	16.91	0.059	0.200
		16QAM	273	0	13.89	13.49	16.7	0.056	0.200
		64QAM	1	0	14.03	13.62	16.84	0.058	0.200
		64QAM	1	272	14.38	13.71	17.07	0.061	0.200
		64QAM	273	0	13.89	13.56	16.74	0.057	0.200
		256QAM	1	0	13.67	13.69	16.69	0.056	0.200
		256QAM	1	272	13.96	13.9	16.94	0.059	0.200
		256QAM	273	0	13.92	13.62	16.78	0.057	0.200
		QPSK	137	68	10.99	10.61	13.82	0.029	0.200
	QPSK	1	0	11	10.68	13.85	0.029	0.200	
	QPSK	1	272	11.12	10.6	13.88	0.029	0.200	
	QPSK	273	0	11	10.66	13.84	0.029	0.200	
	16QAM	137	68	13.97	13.64	16.82	0.058	0.200	
	16QAM	1	0	13.93	13.62	16.79	0.057	0.200	
	16QAM	1	272	14.12	13.61	16.88	0.059	0.200	
	16QAM	273	0	13.98	13.63	16.82	0.058	0.200	
	64QAM	1	0	14.16	13.66	16.93	0.059	0.200	
	64QAM	1	272	14.31	13.63	16.99	0.060	0.200	
	64QAM	273	0	13.98	13.66	16.83	0.058	0.200	
	256QAM	1	0	13.76	13.81	16.79	0.057	0.200	
	256QAM	1	272	13.98	13.79	16.9	0.059	0.200	
	256QAM	273	0	14.01	13.69	16.86	0.058	0.200	
	QPSK	137	68	6.28	5.88	9.1	0.010	0.200	
	QPSK	1	0	6.41	5.9	9.17	0.010	0.200	
	QPSK	1	272	6.44	6.03	9.25	0.010	0.200	
	QPSK	273	0	6.35	5.87	9.13	0.010	0.200	
	16QAM	137	68	19.02	18.55	21.8	0.182	0.200	
	16QAM	1	0	19.02	18.45	21.75	0.180	0.200	
	16QAM	1	272	19.14	18.61	21.89	0.186	0.200	
	16QAM	273	0	18.99	18.57	21.79	0.182	0.200	
	64QAM	1	0	19.28	18.55	21.94	0.188	0.200	
	64QAM	1	272	19.47	18.66	22.09	0.195	0.200	
	64QAM	273	0	19.08	18.53	21.82	0.183	0.200	
256QAM	1	0	18.94	18.69	21.83	0.183	0.200		
256QAM	1	272	18.96	18.7	21.84	0.184	0.200		
256QAM	273	0	19.02	18.58	21.82	0.183	0.200		

Bandwidth (MHz)	UL Channel	UL OFDM	UL Modulation	UL RB Number	UL RB Position	Conducted Output Power (dBm)			SUM - EIRP (W)	Limit (W)
NR Band n78 UL MIMO (3700-3800 MHz)										
20	Low	CP-OFDM	QPSK	25	12	19.82	20.07	22.96	0.238	1.000
			QPSK	1	0	17.78	18.13	20.97	0.150	1.000
			QPSK	1	50	17.98	17.97	20.98	0.151	1.000
			QPSK	51	0	18.29	18.5	21.41	0.166	1.000
			16QAM	25	12	19.34	19.42	22.39	0.208	1.000
			16QAM	1	0	17.78	17.87	20.83	0.146	1.000
			16QAM	1	50	17.91	17.9	20.92	0.148	1.000
			16QAM	51	0	18.27	18.44	21.37	0.165	1.000
			64QAM	1	0	18	18.02	21.02	0.152	1.000
			64QAM	1	50	18.09	17.99	21.05	0.153	1.000
			64QAM	51	0	17.8	18	20.91	0.148	1.000
			256QAM	1	0	14.67	15.12	17.91	0.074	1.000
	256QAM		1	50	14.71	15.17	17.96	0.075	1.000	
	256QAM		51	0	14.75	14.94	17.86	0.073	1.000	
	Mid		QPSK	25	12	19.77	20.02	22.91	0.235	1.000
			QPSK	1	0	17.92	18.05	20.99	0.151	1.000
			QPSK	1	50	17.85	18.04	20.96	0.150	1.000
			QPSK	51	0	18.3	18.59	21.46	0.168	1.000
			16QAM	25	12	19.26	19.5	22.39	0.209	1.000
			16QAM	1	0	17.84	17.94	20.9	0.148	1.000
			16QAM	1	50	18.21	17.94	21.09	0.154	1.000
			16QAM	51	0	18.31	18.44	21.39	0.165	1.000
			64QAM	1	0	18.17	18.09	21.14	0.156	1.000
			64QAM	1	50	18.04	18.07	21.07	0.154	1.000
			64QAM	51	0	18.12	18.02	21.08	0.154	1.000
			256QAM	1	0	14.68	15.14	17.93	0.075	1.000
	256QAM		1	50	14.72	15.2	17.98	0.075	1.000	
	256QAM		51	0	14.8	14.98	17.9	0.074	1.000	
	High		QPSK	25	12	19.83	19.84	22.84	0.231	1.000
			QPSK	1	0	17.88	17.97	20.94	0.149	1.000
			QPSK	1	50	17.95	18.07	21.02	0.152	1.000
			QPSK	51	0	18.33	18.39	21.37	0.165	1.000
			16QAM	25	12	19.48	19.49	22.5	0.214	1.000
			16QAM	1	0	17.88	17.9	20.9	0.148	1.000
			16QAM	1	50	18.12	17.95	21.05	0.153	1.000
			16QAM	51	0	18.37	18.41	21.4	0.166	1.000
64QAM		1	0	18.23	18.06	21.15	0.157	1.000		
64QAM		1	50	18	18.03	21.03	0.152	1.000		

30			64QAM	51	0	17.84	17.98	20.92	0.149	1.000	
			256QAM	1	0	14.76	15.09	17.94	0.075	1.000	
			256QAM	1	50	14.81	15.18	18.01	0.076	1.000	
			256QAM	51	0	14.85	14.94	17.9	0.074	1.000	
	Low			QPSK	39	19	19.73	19.89	22.82	0.230	1.000
				QPSK	1	0	17.76	17.84	20.81	0.145	1.000
				QPSK	1	77	17.92	18.14	21.04	0.153	1.000
				QPSK	78	0	18.32	18.46	21.4	0.166	1.000
				16QAM	39	19	19.22	19.42	22.33	0.206	1.000
				16QAM	1	0	17.98	17.87	20.94	0.149	1.000
				16QAM	1	77	17.85	18.05	20.96	0.150	1.000
				16QAM	78	0	18.3	18.47	21.4	0.166	1.000
				64QAM	1	0	17.99	17.87	20.94	0.149	1.000
				64QAM	1	77	18.11	18.1	21.12	0.155	1.000
				64QAM	78	0	17.75	17.88	20.82	0.145	1.000
				256QAM	1	0	14.61	15.08	17.86	0.073	1.000
				256QAM	1	77	14.7	15.24	17.99	0.076	1.000
				256QAM	78	0	14.8	14.95	17.89	0.074	1.000
				Mid		CP-OFDM	QPSK	39	19	19.97	19.94
	QPSK	1	0				17.85	17.96	20.92	0.148	1.000
	QPSK	1	77				17.92	18.02	20.98	0.151	1.000
	QPSK	78	0				18.33	18.52	21.43	0.167	1.000
	16QAM	39	19				19.3	19.49	22.41	0.209	1.000
	16QAM	1	0				17.88	17.95	20.92	0.149	1.000
	16QAM	1	77				17.88	18.01	20.96	0.150	1.000
	16QAM	78	0				18.41	18.51	21.47	0.169	1.000
	64QAM	1	0				18.09	18.01	21.06	0.153	1.000
	64QAM	1	77				18.14	18.08	21.12	0.156	1.000
	64QAM	78	0				17.84	18.1	20.98	0.151	1.000
	256QAM	1	0				14.77	15.18	17.99	0.076	1.000
	256QAM	1	77				14.76	15.21	18	0.076	1.000
	256QAM	78	0				14.85	14.98	17.93	0.075	1.000
	High						QPSK	39	19	19.88	19.94
QPSK				1	0	17.81	18.04	20.93	0.149	1.000	
QPSK				1	77	17.74	17.98	20.87	0.147	1.000	
QPSK				78	0	18.28	18.41	21.35	0.164	1.000	
16QAM				39	19	19.26	19.52	22.4	0.209	1.000	
16QAM				1	0	18.12	18.01	21.08	0.154	1.000	
16QAM				1	77	17.98	17.92	20.96	0.150	1.000	
16QAM				78	0	18.33	18.55	21.45	0.168	1.000	
64QAM				1	0	18.14	18.01	21.08	0.154	1.000	
64QAM				1	77	18.02	17.95	21	0.151	1.000	
64QAM				78	0	17.81	17.99	20.91	0.148	1.000	

			256QAM	1	0	14.78	15.25	18.03	0.076	1.000	
			256QAM	1	77	14.62	15.13	17.89	0.074	1.000	
			256QAM	78	0	14.8	14.98	17.9	0.074	1.000	
40	Low		QPSK	53	26	19.78	20.03	22.92	0.235	1.000	
			QPSK	1	0	17.98	18.15	21.08	0.154	1.000	
			QPSK	1	105	17.86	18.07	20.97	0.151	1.000	
			QPSK	106	0	18.32	18.56	21.45	0.168	1.000	
			16QAM	53	26	19.3	19.53	22.42	0.210	1.000	
			16QAM	1	0	17.96	18.13	21.05	0.153	1.000	
			16QAM	1	105	17.94	18.05	21	0.152	1.000	
			16QAM	106	0	18.38	18.56	21.48	0.169	1.000	
			64QAM	1	0	18.14	18.13	21.15	0.157	1.000	
			64QAM	1	105	18.19	18.08	21.15	0.157	1.000	
			64QAM	106	0	17.86	18.08	20.98	0.151	1.000	
			256QAM	1	0	14.79	15.25	18.04	0.076	1.000	
	256QAM	1	105	14.81	15.25	18.05	0.077	1.000			
	256QAM	106	0	14.89	15.02	17.97	0.075	1.000			
	Mid	CP-OFDM		QPSK	53	26	19.79	19.94	22.87	0.233	1.000
				QPSK	1	0	17.91	18.02	20.97	0.151	1.000
				QPSK	1	105	17.98	18.17	21.08	0.154	1.000
				QPSK	106	0	18.39	18.48	21.45	0.168	1.000
				16QAM	53	26	19.36	19.6	22.49	0.213	1.000
				16QAM	1	0	18.05	18.15	21.11	0.155	1.000
				16QAM	1	105	18.16	18.17	21.17	0.158	1.000
				16QAM	106	0	18.34	18.49	21.43	0.167	1.000
				64QAM	1	0	18.24	18.11	21.19	0.158	1.000
				64QAM	1	105	18.22	18.18	21.21	0.159	1.000
				64QAM	106	0	17.88	18.07	20.98	0.151	1.000
				256QAM	1	0	14.87	15.26	18.08	0.077	1.000
	256QAM	1	105	14.89	15.32	18.12	0.078	1.000			
	256QAM	106	0	14.81	15	17.92	0.074	1.000			
	High			QPSK	53	26	19.88	20.05	22.98	0.239	1.000
				QPSK	1	0	18	18.09	21.06	0.153	1.000
				QPSK	1	105	17.9	17.98	20.95	0.150	1.000
				QPSK	106	0	18.38	18.59	21.5	0.170	1.000
				16QAM	53	26	19.36	19.56	22.47	0.212	1.000
				16QAM	1	0	17.98	17.98	20.99	0.151	1.000
				16QAM	1	105	18	18.09	21.05	0.153	1.000
				16QAM	106	0	18.34	18.55	21.46	0.168	1.000
64QAM				1	0	18.11	18.08	21.11	0.155	1.000	
64QAM				1	105	18.12	18.12	21.13	0.156	1.000	
64QAM				106	0	17.84	18.14	21.01	0.151	1.000	
256QAM				1	0	14.76	15.24	18.02	0.076	1.000	

50	Low	CP-OFDM	256QAM	1	105	14.75	15.26	18.02	0.076	1.000	
			256QAM	106	0	14.83	15.06	17.96	0.075	1.000	
			QPSK	67	33	19.62	19.72	22.68	0.223	1.000	
			QPSK	1	0	17.45	17.64	20.55	0.137	1.000	
			QPSK	1	132	17.65	17.85	20.76	0.143	1.000	
			QPSK	133	0	18.08	18.3	21.2	0.159	1.000	
			16QAM	67	33	19.09	19.29	22.2	0.200	1.000	
			16QAM	1	0	17.62	17.68	20.66	0.140	1.000	
			16QAM	1	132	17.82	17.72	20.78	0.144	1.000	
			16QAM	133	0	18	18.27	21.15	0.157	1.000	
			64QAM	1	0	17.81	17.7	20.76	0.143	1.000	
			64QAM	1	132	17.78	17.78	20.79	0.144	1.000	
			64QAM	133	0	17.62	17.79	20.72	0.142	1.000	
			256QAM	1	0	14.4	14.82	17.63	0.070	1.000	
			256QAM	1	132	14.48	15	17.76	0.072	1.000	
			256QAM	133	0	14.54	14.79	17.68	0.070	1.000	
	Mid		QPSK	67	33	19.7	19.76	22.74	0.226	1.000	
			QPSK	1	0	17.74	17.81	20.79	0.144	1.000	
			QPSK	1	132	17.58	17.87	20.74	0.142	1.000	
			QPSK	133	0	18.14	18.35	21.25	0.161	1.000	
			16QAM	67	33	19.07	19.31	22.2	0.200	1.000	
			16QAM	1	0	17.72	17.79	20.76	0.143	1.000	
			16QAM	1	132	17.75	17.76	20.77	0.143	1.000	
			16QAM	133	0	18.15	18.28	21.22	0.159	1.000	
			64QAM	1	0	17.99	17.79	20.9	0.148	1.000	
			64QAM	1	132	17.89	17.85	20.88	0.147	1.000	
			64QAM	133	0	17.67	17.82	20.76	0.143	1.000	
			256QAM	1	0	14.57	14.95	17.77	0.072	1.000	
			256QAM	1	132	14.51	15.01	17.77	0.072	1.000	
			256QAM	133	0	14.65	14.83	17.75	0.072	1.000	
			High	QPSK	67	33	19.63	19.81	22.73	0.225	1.000
				QPSK	1	0	17.76	18	20.89	0.148	1.000
	QPSK			1	132	17.59	17.76	20.69	0.141	1.000	
	QPSK			133	0	18.23	18.35	21.3	0.162	1.000	
	16QAM			67	33	19.16	19.41	22.3	0.204	1.000	
	16QAM			1	0	17.72	17.94	20.84	0.146	1.000	
	16QAM			1	132	17.75	17.56	20.67	0.140	1.000	
	16QAM			133	0	18.2	18.37	21.29	0.162	1.000	
	64QAM			1	0	18.05	17.98	21.02	0.152	1.000	
	64QAM			1	132	17.88	17.63	20.77	0.143	1.000	
64QAM	133	0		17.68	17.84	20.77	0.144	1.000			
256QAM	1	0		14.57	15.09	17.85	0.073	1.000			
256QAM	1	132		14.45	14.83	17.65	0.070	1.000			

60	Low	CP-OFDM	256QAM	133	0	14.66	14.84	17.76	0.072	1.000
			QPSK	81	40	19.64	19.88	22.77	0.228	1.000
			QPSK	1	0	17.5	17.74	20.63	0.139	1.000
			QPSK	1	161	17.59	17.85	20.73	0.142	1.000
			QPSK	162	0	18.1	18.34	21.23	0.160	1.000
			16QAM	81	40	19.14	19.31	22.23	0.201	1.000
			16QAM	1	0	17.56	17.73	20.66	0.140	1.000
			16QAM	1	161	17.79	17.79	20.8	0.145	1.000
			16QAM	162	0	18.18	18.4	21.3	0.162	1.000
			64QAM	1	0	17.93	17.78	20.86	0.147	1.000
			64QAM	1	161	17.9	17.82	20.87	0.147	1.000
			64QAM	162	0	17.65	17.87	20.77	0.144	1.000
			256QAM	1	0	14.5	14.86	17.69	0.071	1.000
			256QAM	1	161	14.55	14.99	17.78	0.072	1.000
	256QAM		162	0	14.67	14.82	17.76	0.072	1.000	
	Mid		QPSK	81	40	19.69	19.85	22.78	0.228	1.000
			QPSK	1	0	17.61	17.58	20.6	0.138	1.000
			QPSK	1	161	17.71	17.9	20.81	0.145	1.000
			QPSK	162	0	18.18	18.29	21.24	0.160	1.000
			16QAM	81	40	19.14	19.33	22.25	0.202	1.000
			16QAM	1	0	17.6	17.58	20.6	0.138	1.000
			16QAM	1	161	18	17.87	20.95	0.149	1.000
			16QAM	162	0	18.15	18.31	21.24	0.160	1.000
			64QAM	1	0	17.98	17.73	20.87	0.147	1.000
			64QAM	1	161	18.04	17.93	20.99	0.151	1.000
			64QAM	162	0	17.66	17.9	20.79	0.144	1.000
			256QAM	1	0	14.49	14.85	17.68	0.071	1.000
			256QAM	1	161	14.58	15.09	17.85	0.073	1.000
			256QAM	162	0	14.64	14.78	17.72	0.071	1.000
	High		QPSK	81	40	19.69	19.92	22.81	0.230	1.000
			QPSK	1	0	17.52	17.7	20.62	0.139	1.000
			QPSK	1	161	17.62	17.78	20.71	0.142	1.000
			QPSK	162	0	18.19	18.36	21.29	0.162	1.000
			16QAM	81	40	19.16	19.4	22.29	0.204	1.000
			16QAM	1	0	17.52	17.69	20.62	0.139	1.000
			16QAM	1	161	17.64	17.81	20.74	0.142	1.000
			16QAM	162	0	18.11	18.39	21.26	0.161	1.000
			64QAM	1	0	17.74	17.73	20.75	0.143	1.000
			64QAM	1	161	17.88	17.83	20.87	0.147	1.000
			64QAM	162	0	17.66	17.83	20.76	0.143	1.000
			256QAM	1	0	14.43	14.91	17.69	0.071	1.000
			256QAM	1	161	14.55	15.01	17.8	0.072	1.000
256QAM		162	0	14.71	14.87	17.8	0.072	1.000		

70	Low	CP-OFDM	QPSK	95	47	19.46	19.69	22.59	0.218	1.000
			QPSK	1	0	17.42	17.33	20.38	0.131	1.000
			QPSK	1	188	17.59	17.84	20.73	0.142	1.000
			QPSK	189	0	17.99	18.21	21.11	0.155	1.000
			16QAM	95	47	19.01	19.25	22.14	0.197	1.000
			16QAM	1	0	17.45	17.39	20.43	0.133	1.000
			16QAM	1	188	17.61	17.87	20.75	0.143	1.000
			16QAM	189	0	18	18.13	21.08	0.154	1.000
			64QAM	1	0	17.65	17.31	20.5	0.135	1.000
			64QAM	1	188	17.95	17.84	20.91	0.148	1.000
			64QAM	189	0	17.44	17.54	20.5	0.135	1.000
			256QAM	1	0	14.27	14.59	17.44	0.067	1.000
			256QAM	1	188	14.4	14.97	17.71	0.071	1.000
			256QAM	189	0	14.48	14.69	17.6	0.069	1.000
	Mid		QPSK	95	47	19.61	19.74	22.68	0.223	1.000
			QPSK	1	0	17.6	17.65	20.64	0.139	1.000
			QPSK	1	188	17.64	17.66	20.66	0.140	1.000
			QPSK	189	0	17.99	18.27	21.14	0.156	1.000
			16QAM	95	47	19.04	19.31	22.19	0.199	1.000
			16QAM	1	0	17.49	17.59	20.55	0.136	1.000
			16QAM	1	188	17.58	17.75	20.68	0.140	1.000
			16QAM	189	0	18.02	17.85	20.95	0.149	1.000
			64QAM	1	0	17.85	17.5	20.69	0.141	1.000
			64QAM	1	188	17.91	17.71	20.82	0.145	1.000
			64QAM	189	0	17.52	17.68	20.61	0.138	1.000
			256QAM	1	0	14.42	14.7	17.57	0.069	1.000
			256QAM	1	188	14.39	14.87	17.65	0.070	1.000
			256QAM	189	0	14.5	14.64	17.58	0.069	1.000
	High		QPSK	95	47	19.52	19.73	22.64	0.221	1.000
			QPSK	1	0	17.36	17.42	20.4	0.132	1.000
			QPSK	1	188	17.74	17.66	20.71	0.142	1.000
			QPSK	189	0	17.94	18.17	21.07	0.154	1.000
			16QAM	95	47	19.01	19.27	22.15	0.197	1.000
			16QAM	1	0	17.37	17.39	20.39	0.132	1.000
			16QAM	1	188	17.56	17.77	20.68	0.140	1.000
			16QAM	189	0	17.93	18.18	21.07	0.154	1.000
64QAM		1	0	17.64	17.51	20.59	0.138	1.000		
64QAM		1	188	17.85	17.83	20.85	0.146	1.000		
64QAM		189	0	17.45	17.86	20.67	0.140	1.000		
256QAM		1	0	14.24	14.65	17.46	0.067	1.000		
256QAM		1	188	14.31	14.91	17.63	0.070	1.000		
256QAM		189	0	14.55	14.67	17.62	0.070	1.000		
80	Low	QPSK	109	54	19.49	19.68	22.6	0.219	1.000	

		CP-OFDM	QPSK	1	0	17.4	17.52	20.47	0.134	1.000	
			QPSK	1	216	17.52	17.66	20.6	0.138	1.000	
			QPSK	217	0	17.92	18.26	21.1	0.155	1.000	
			16QAM	109	54	18.99	19.23	22.12	0.196	1.000	
			16QAM	1	0	17.44	17.56	20.51	0.135	1.000	
			16QAM	1	216	17.62	17.71	20.67	0.140	1.000	
			16QAM	217	0	17.95	18.3	21.14	0.156	1.000	
			64QAM	1	0	17.72	17.56	20.65	0.140	1.000	
			64QAM	1	216	17.95	17.82	20.9	0.148	1.000	
			64QAM	217	0	17.47	17.72	20.61	0.138	1.000	
			256QAM	1	0	14.37	14.78	17.59	0.069	1.000	
			256QAM	1	216	14.42	14.84	17.65	0.070	1.000	
	256QAM		217	0	14.45	14.73	17.6	0.069	1.000		
	Mid			QPSK	109	54	19.53	19.65	22.6	0.219	1.000
				QPSK	1	0	17.46	17.53	20.5	0.135	1.000
				QPSK	1	216	17.53	17.65	20.61	0.138	1.000
				QPSK	217	0	17.98	18.17	21.09	0.154	1.000
				16QAM	109	54	18.97	19.16	22.08	0.194	1.000
				16QAM	1	0	17.74	17.45	20.61	0.138	1.000
				16QAM	1	216	17.78	17.55	20.68	0.141	1.000
				16QAM	217	0	18	18.2	21.11	0.155	1.000
				64QAM	1	0	17.96	17.65	20.82	0.145	1.000
				64QAM	1	216	17.9	17.73	20.82	0.145	1.000
				64QAM	217	0	17.54	17.73	20.65	0.140	1.000
				256QAM	1	0	14.42	14.75	17.6	0.069	1.000
	256QAM		1	216	14.47	14.77	17.63	0.070	1.000		
	256QAM		217	0	14.54	14.71	17.64	0.070	1.000		
	High			QPSK	109	54	19.51	19.74	22.63	0.221	1.000
				QPSK	1	0	17.55	17.54	20.55	0.137	1.000
				QPSK	1	216	17.47	17.67	20.59	0.137	1.000
				QPSK	217	0	18.26	18.2	21.24	0.160	1.000
				16QAM	109	54	19.05	19.25	22.16	0.198	1.000
				16QAM	1	0	17.57	17.6	20.59	0.138	1.000
				16QAM	1	216	17.74	17.56	20.66	0.140	1.000
				16QAM	217	0	18.06	18.23	21.16	0.157	1.000
				64QAM	1	0	17.93	17.72	20.83	0.146	1.000
64QAM		1		216	17.82	17.68	20.76	0.143	1.000		
64QAM		217		0	17.54	17.71	20.64	0.139	1.000		
256QAM		1		0	14.37	14.75	17.57	0.069	1.000		
256QAM	1	216	14.36	14.84	17.62	0.069	1.000				
256QAM	217	0	14.56	14.71	17.65	0.070	1.000				
90	Low	CP-OFDM	QPSK	123	61	19.52	19.68	22.61	0.219	1.000	
			QPSK	1	0	17.32	17.39	20.36	0.131	1.000	

			QPSK	1	244	17.57	17.88	20.73	0.142	1.000	
			QPSK	245	0	17.99	18.12	21.07	0.154	1.000	
			16QAM	123	61	19.09	19.2	22.15	0.197	1.000	
			16QAM	1	0	17.44	17.3	20.38	0.131	1.000	
			16QAM	1	244	17.8	17.83	20.83	0.145	1.000	
			16QAM	245	0	18.01	18.11	21.07	0.154	1.000	
			64QAM	1	0	17.78	17.38	20.6	0.138	1.000	
			64QAM	1	244	17.94	17.85	20.91	0.148	1.000	
			64QAM	245	0	17.5	17.64	20.58	0.137	1.000	
			256QAM	1	0	14.24	14.59	17.43	0.067	1.000	
			256QAM	1	244	14.54	15	17.79	0.072	1.000	
			256QAM	245	0	14.47	14.66	17.58	0.069	1.000	
	Mid			QPSK	123	61	19.5	19.73	22.63	0.220	1.000
				QPSK	1	0	17.51	17.47	20.5	0.135	1.000
				QPSK	1	244	17.63	17.74	20.69	0.141	1.000
				QPSK	245	0	18.02	18.18	21.11	0.155	1.000
				16QAM	123	61	19	19.25	22.14	0.197	1.000
				16QAM	1	0	17.56	17.51	20.55	0.136	1.000
				16QAM	1	244	17.72	17.69	20.72	0.142	1.000
				16QAM	245	0	18.03	18.21	21.13	0.156	1.000
				64QAM	1	0	17.9	17.57	20.75	0.143	1.000
				64QAM	1	244	17.85	17.67	20.78	0.144	1.000
				64QAM	245	0	17.62	17.75	20.69	0.141	1.000
				256QAM	1	0	14.41	14.76	17.6	0.069	1.000
	256QAM		1	244	14.45	14.91	17.7	0.071	1.000		
	256QAM		245	0	14.53	14.67	17.61	0.069	1.000		
	High			QPSK	123	61	19.57	19.76	22.68	0.223	1.000
				QPSK	1	0	17.58	17.71	20.66	0.140	1.000
				QPSK	1	244	17.42	17.6	20.52	0.136	1.000
				QPSK	245	0	18.06	18.23	21.16	0.157	1.000
				16QAM	123	61	19.04	19.28	22.17	0.198	1.000
				16QAM	1	0	17.71	17.65	20.69	0.141	1.000
				16QAM	1	244	17.64	17.59	20.63	0.139	1.000
				16QAM	245	0	18.05	18.25	21.16	0.157	1.000
				64QAM	1	0	17.95	17.74	20.86	0.146	1.000
				64QAM	1	244	17.89	17.76	20.84	0.146	1.000
64QAM		245		0	17.57	17.71	20.65	0.140	1.000		
256QAM		1		0	14.54	14.86	17.72	0.071	1.000		
256QAM	1	244	14.27	14.85	17.58	0.069	1.000				
256QAM	245	0	14.52	14.67	17.61	0.069	1.000				
100	Mid	CP-OFDM	QPSK	137	68	19.53	19.74	22.65	0.221	1.000	
			QPSK	1	0	17.49	17.54	20.52	0.136	1.000	
			QPSK	1	272	17.57	17.81	20.7	0.141	1.000	

			QPSK	273	0	18.08	18.27	21.18	0.158	1.000
			16QAM	137	68	19.02	19.28	22.16	0.198	1.000
			16QAM	1	0	17.71	17.42	20.58	0.137	1.000
			16QAM	1	272	17.59	17.76	20.68	0.141	1.000
			16QAM	273	0	18.08	18.23	21.17	0.157	1.000
			64QAM	1	0	17.78	17.49	20.65	0.140	1.000
			64QAM	1	272	17.93	17.73	20.84	0.146	1.000
			64QAM	273	0	17.6	17.75	20.68	0.141	1.000
			256QAM	1	0	14.41	14.72	17.58	0.069	1.000
			256QAM	1	272	14.41	14.96	17.71	0.071	1.000
			256QAM	273	0	14.52	14.74	17.65	0.070	1.000

Test BW	Test Channel	Test Mode	NR UL RB No.	NR UL RB Pos.	LTE UL RB No.	LTE UL RB Pos.	NR Conducted Output Power (dBm)	LTE Conducted Output Power (dBm)	Total Conducted Output Power (dBm)	EIRP (W)	Limit (W)	Verdict
DC_2A_n66A												
20MHz(LTE) + 5MHz(NR)	LCH	PI2 BPSK	12	6	0	0	22.73	-34.68	22.73	0.250	1.000	Pass
			1	1	0	0	22.65	-34.71	22.65	0.245	1.000	Pass
			1	23	0	0	22.73	-34.69	22.73	0.250	1.000	Pass
		QPSK	12	6	0	0	22.73	-34.76	22.73	0.250	1.000	Pass
			1	1	0	0	22.62	-34.74	22.62	0.244	1.000	Pass
			1	23	0	0	22.71	-34.78	22.71	0.249	1.000	Pass
	MCH	PI2 BPSK	12	6	0	0	22.81	-35.03	22.81	0.255	1.000	Pass
			1	1	0	0	22.84	-35.05	22.84	0.256	1.000	Pass
			1	23	0	0	22.91	-35.04	22.91	0.261	1.000	Pass
		QPSK	12	6	0	0	22.76	-34.96	22.76	0.252	1.000	Pass
			1	1	0	0	22.58	-35.02	22.58	0.242	1.000	Pass
			1	23	0	0	22.9	-35.05	22.90	0.260	1.000	Pass
	HCH	PI2 BPSK	12	6	0	0	22.92	-35.5	22.92	0.261	1.000	Pass
			1	1	0	0	22.92	-35.51	22.92	0.261	1.000	Pass
			1	23	0	0	23	-35.54	23.00	0.266	1.000	Pass
		QPSK	12	6	0	0	22.96	-35.53	22.96	0.264	1.000	Pass
			1	1	0	0	22.99	-35.48	22.99	0.265	1.000	Pass
			1	23	0	0	22.98	-35.55	22.98	0.265	1.000	Pass
20MHz(LTE) + 20MHz(NR)	LCH	PI2 BPSK	50	25	0	0	22.84	-34.72	22.84	0.256	1.000	Pass
			1	1	0	0	22.8	-34.7	22.80	0.254	1.000	Pass
			1	104	0	0	22.96	-34.7	22.96	0.264	1.000	Pass
		QPSK	50	25	0	0	22.89	-34.63	22.89	0.259	1.000	Pass
			1	1	0	0	22.91	-34.72	22.91	0.261	1.000	Pass
			1	104	0	0	22.95	-34.74	22.96	0.264	1.000	Pass
	MCH	PI2 BPSK	50	25	0	0	22.95	-35.04	22.95	0.263	1.000	Pass
			1	1	0	0	22.9	-35.05	22.90	0.260	1.000	Pass
			1	104	0	0	22.95	-35.06	22.95	0.263	1.000	Pass
		QPSK	50	25	0	0	22.95	-35.04	22.95	0.263	1.000	Pass
			1	1	0	0	22.94	-35.06	22.94	0.262	1.000	Pass
			1	104	0	0	23.03	-35	23.03	0.268	1.000	Pass
	HCH	PI2 BPSK	50	25	0	0	23.01	-35.53	23.01	0.267	1.000	Pass
			1	1	0	0	22.95	-35.48	22.95	0.263	1.000	Pass
			1	104	0	0	23.14	-35.52	23.14	0.275	1.000	Pass
		QPSK	50	25	0	0	22.39	-35.53	22.39	0.231	1.000	Pass
			1	1	0	0	22.45	-35.51	22.45	0.234	1.000	Pass
			1	104	0	0	23.13	-35.55	23.13	0.274	1.000	Pass

20MHz(LTE) + 30MHz(NR)	LCH	PI2 BPSK	80	40	0	0	23.04	-34.72	23.04	0.269	1.000	Pass
			1	1	0	0	22.89	-34.69	22.89	0.259	1.000	Pass
			1	158	0	0	22.92	-34.71	22.92	0.261	1.000	Pass
		QPSK	80	40	0	0	22.77	-34.72	22.77	0.252	1.000	Pass
			1	1	0	0	22.83	-34.73	22.83	0.256	1.000	Pass
			1	158	0	0	22.55	-34.71	22.55	0.240	1.000	Pass
	MCH	PI2 BPSK	80	40	0	0	23.02	-35.07	23.02	0.267	1.000	Pass
			1	1	0	0	22.92	-35	22.92	0.261	1.000	Pass
			1	158	0	0	23	-35	23.00	0.266	1.000	Pass
		QPSK	80	40	0	0	22.99	-34.98	22.99	0.265	1.000	Pass
			1	1	0	0	22.7	-35.02	22.70	0.248	1.000	Pass
			1	158	0	0	22.19	-35	22.19	0.221	1.000	Pass
	HCH	PI2 BPSK	80	40	0	0	23.07	-35.44	23.07	0.270	1.000	Pass
			1	1	0	0	22.97	-35.46	22.97	0.264	1.000	Pass
			1	158	0	0	23.05	-35.51	23.05	0.269	1.000	Pass
		QPSK	80	40	0	0	22.39	-35.52	22.39	0.231	1.000	Pass
			1	1	0	0	23.02	-35.46	23.02	0.267	1.000	Pass
			1	158	0	0	22.86	-35.51	22.86	0.258	1.000	Pass

Test BW	Test Channel	Test Mode	NR UL RB No.	NR UL RB Pos.	LTE UL RB No.	LTE UL RB Pos.	NR Conducted Output Power (dBm)	LTE Conducted Output Power (dBm)	Total Conducted Output Power (dBm)	EIRP (W)	Limit (W)	Verdict
DC_5A_n66A												
10MHz(LTE) + 5MHz(NR)	LCH	PI2 BPSK	12	6	0	0	23.00	-39.500	23.00	0.266	1.000	Pass
			1	1	0	0	22.99	-39.500	22.99	0.265	1.000	Pass
			1	23	0	0	23.06	-39.490	23.06	0.270	1.000	Pass
		QPSK	12	6	0	0	22.97	-39.570	22.97	0.264	1.000	Pass
			1	1	0	0	23.02	-39.450	23.03	0.268	1.000	Pass
			1	23	0	0	22.98	-39.420	22.98	0.265	1.000	Pass
	MCH	PI2 BPSK	12	6	0	0	23.01	-29.880	23.01	0.267	1.000	Pass
			1	1	0	0	23.07	-39.460	23.07	0.270	1.000	Pass
			1	23	0	0	23.15	-39.470	23.15	0.275	1.000	Pass
		QPSK	12	6	0	0	23.04	-39.460	23.04	0.269	1.000	Pass
			1	1	0	0	23.14	-39.480	23.14	0.275	1.000	Pass
			1	23	0	0	23.09	-39.500	23.09	0.272	1.000	Pass
	HCH	PI2 BPSK	12	6	0	0	23.00	-39.530	23.00	0.266	1.000	Pass
			1	1	0	0	23.12	-39.490	23.12	0.274	1.000	Pass
			1	23	0	0	23.16	-39.460	23.16	0.276	1.000	Pass
QPSK		12	6	0	0	23.17	-39.510	23.17	0.277	1.000	Pass	
		1	1	0	0	23.19	-39.480	23.19	0.278	1.000	Pass	
		1	23	0	0	23.24	-39.440	23.24	0.281	1.000	Pass	
10MHz(LTE) + 20MHz(NR)	LCH	PI2 BPSK	50	25	0	0	22.95	-39.520	22.96	0.264	1.000	Pass
			1	1	0	0	22.34	-39.470	22.34	0.229	1.000	Pass
			1	104	0	0	22.10	-39.530	22.10	0.216	1.000	Pass
		QPSK	50	25	0	0	22.64	-39.480	22.64	0.245	1.000	Pass
			1	1	0	0	23.04	-39.550	23.04	0.269	1.000	Pass
			1	104	0	0	22.53	-39.530	22.53	0.239	1.000	Pass
	MCH	PI2 BPSK	50	25	0	0	23.08	-30.850	23.08	0.271	1.000	Pass
			1	1	0	0	23.91	-39.420	23.92	0.329	1.000	Pass
			1	104	0	0	21.99	-39.450	21.99	0.211	1.000	Pass
		QPSK	50	25	0	0	23.09	-39.410	23.09	0.272	1.000	Pass
			1	1	0	0	23.21	-39.490	23.21	0.279	1.000	Pass
			1	104	0	0	21.94	-39.480	21.94	0.208	1.000	Pass
	HCH	PI2 BPSK	50	25	0	0	23.18	-39.510	23.18	0.277	1.000	Pass
			1	1	0	0	22.67	-39.460	22.67	0.247	1.000	Pass
			1	104	0	0	22.75	-39.540	22.75	0.251	1.000	Pass
QPSK		50	25	0	0	23.27	-39.440	23.27	0.283	1.000	Pass	
		1	1	0	0	22.43	-39.470	22.43	0.233	1.000	Pass	
		1	104	0	0	22.54	-39.460	22.54	0.239	1.000	Pass	

10MHz(LTE) + 30MHz(NR)	LCH	PI2 BPSK	80	40	0	0	23.15	-24.440	23.15	0.275	1.000	Pass
			1	1	0	0	22.98	-39.510	22.98	0.265	1.000	Pass
			1	158	0	0	23.06	-39.460	23.06	0.270	1.000	Pass
		QPSK	80	40	0	0	23.21	-39.550	23.21	0.279	1.000	Pass
			1	1	0	0	22.52	-39.480	22.52	0.238	1.000	Pass
			1	158	0	0	23.25	-39.450	23.25	0.282	1.000	Pass
	MCH	PI2 BPSK	80	40	0	0	23.21	-39.450	23.21	0.279	1.000	Pass
			1	1	0	0	23.01	-39.470	23.01	0.267	1.000	Pass
			1	158	0	0	22.92	-39.580	22.92	0.261	1.000	Pass
		QPSK	80	40	0	0	23.34	-39.450	23.34	0.288	1.000	Pass
			1	1	0	0	23.20	-39.510	23.20	0.279	1.000	Pass
			1	158	0	0	22.68	-39.460	22.68	0.247	1.000	Pass
	HCH	PI2 BPSK	80	40	0	0	23.34	-39.480	23.34	0.288	1.000	Pass
			1	1	0	0	23.09	-39.500	23.09	0.272	1.000	Pass
			1	158	0	0	22.81	-39.430	22.81	0.255	1.000	Pass
		QPSK	80	40	0	0	23.21	-39.460	23.21	0.279	1.000	Pass
			1	1	0	0	23.27	-39.490	23.27	0.283	1.000	Pass
			1	158	0	0	22.89	-39.420	22.89	0.259	1.000	Pass

Test BW	Test Channel	Test Mode	NR UL RB No.	NR UL RB Pos.	LTE UL RB No.	LTE UL RB Pos.	NR Conducted Output Power (dBm)	LTE Conducted Output Power (dBm)	Total Conducted Output Power (dBm)	EIRP (W)	Limit (W)	Verdict
DC_7A_n66A												
20MHz(LTE) + 5MHz(NR)	LCH	PI2 BPSK	12	6	0	0	22.94	-35.370	22.94	0.262	1.000	Pass
			1	1	0	0	22.76	-35.440	22.76	0.252	1.000	Pass
			1	23	0	0	22.49	-35.470	22.49	0.237	1.000	Pass
		QPSK	12	6	0	0	22.67	-35.390	22.67	0.247	1.000	Pass
			1	1	0	0	22.52	-35.410	22.53	0.239	1.000	Pass
			1	23	0	0	23.00	-35.440	23.00	0.266	1.000	Pass
	MCH	PI2 BPSK	12	6	0	0	23.11	-35.380	23.11	0.273	1.000	Pass
			1	1	0	0	23.03	-35.400	23.03	0.268	1.000	Pass
			1	23	0	0	23.11	-35.380	23.11	0.273	1.000	Pass
		QPSK	12	6	0	0	23.03	-35.350	23.03	0.268	1.000	Pass
			1	1	0	0	23.10	-35.350	23.10	0.272	1.000	Pass
			1	23	0	0	23.22	-35.380	23.22	0.280	1.000	Pass
	HCH	PI2 BPSK	12	6	0	0	23.15	-24.460	23.15	0.275	1.000	Pass
			1	1	0	0	23.21	-35.260	23.21	0.279	1.000	Pass
			1	23	0	0	23.25	-35.380	23.25	0.282	1.000	Pass
QPSK		12	6	0	0	23.09	-35.330	23.09	0.272	1.000	Pass	
		1	1	0	0	23.15	-35.300	23.15	0.275	1.000	Pass	
		1	23	0	0	23.24	-35.370	23.24	0.281	1.000	Pass	
20MHz(LTE) + 20MHz(NR)	LCH	PI2 BPSK	50	25	0	0	22.82	-35.380	22.82	0.255	1.000	Pass
			1	1	0	0	23.70	-35.490	23.70	0.313	1.000	Pass
			1	104	0	0	22.64	-35.440	22.65	0.245	1.000	Pass
		QPSK	50	25	0	0	22.83	-35.470	22.83	0.256	1.000	Pass
			1	1	0	0	23.16	-35.430	23.16	0.276	1.000	Pass
			1	104	0	0	23.09	-35.440	23.10	0.272	1.000	Pass
	MCH	PI2 BPSK	50	25	0	0	23.25	-35.380	23.25	0.282	1.000	Pass
			1	1	0	0	23.08	-35.360	23.08	0.271	1.000	Pass
			1	104	0	0	23.19	-35.410	23.19	0.278	1.000	Pass
		QPSK	50	25	0	0	22.98	-35.410	22.98	0.265	1.000	Pass
			1	1	0	0	22.75	-35.400	22.76	0.252	1.000	Pass
			1	104	0	0	23.13	-35.310	23.13	0.274	1.000	Pass
	HCH	PI2 BPSK	50	25	0	0	23.12	-35.320	23.12	0.274	1.000	Pass
			1	1	0	0	22.76	-35.350	22.76	0.252	1.000	Pass
			1	104	0	0	23.49	-35.310	23.49	0.298	1.000	Pass
QPSK		50	25	0	0	22.56	-35.320	22.56	0.240	1.000	Pass	
		1	1	0	0	22.60	-35.310	22.60	0.243	1.000	Pass	
		1	104	0	0	23.35	-35.330	23.35	0.288	1.000	Pass	

20MHz(LTE) + 30MHz(NR)	LCH	PI2 BPSK	80	40	0	0	23.14	-35.400	23.14	0.275	1.000	Pass
			1	1	0	0	22.82	-35.400	22.82	0.255	1.000	Pass
			1	158	0	0	23.24	-35.440	23.24	0.281	1.000	Pass
		QPSK	80	40	0	0	22.84	-35.430	22.84	0.256	1.000	Pass
			1	1	0	0	23.04	-35.380	23.04	0.269	1.000	Pass
			1	158	0	0	22.69	-35.430	22.69	0.248	1.000	Pass
	MCH	PI2 BPSK	80	40	0	0	23.34	-35.400	23.34	0.288	1.000	Pass
			1	1	0	0	23.18	-35.390	23.18	0.277	1.000	Pass
			1	158	0	0	22.84	-35.420	22.84	0.256	1.000	Pass
		QPSK	80	40	0	0	23.38	-35.410	23.38	0.290	1.000	Pass
			1	1	0	0	22.86	-35.380	22.86	0.258	1.000	Pass
			1	158	0	0	22.30	-35.350	22.30	0.226	1.000	Pass
	HCH	PI2 BPSK	80	40	0	0	23.19	-35.370	23.19	0.278	1.000	Pass
			1	1	0	0	23.31	-35.360	23.31	0.286	1.000	Pass
			1	158	0	0	23.33	-35.260	23.33	0.287	1.000	Pass
		QPSK	80	40	0	0	22.51	-35.300	22.51	0.238	1.000	Pass
			1	1	0	0	23.20	-35.380	23.20	0.279	1.000	Pass
			1	158	0	0	22.84	-35.310	22.85	0.257	1.000	Pass

Test BW	Test Channel	Test Mode	NR UL RB No.	NR UL RB Pos.	LTE UL RB No.	LTE UL RB Pos.	NR Conducted Output Power (dBm)	LTE Conducted Output Power (dBm)	Total Conducted Output Power (dBm)	EIRP (W)	Limit (W)	Verdict
DC_12A_n66A												
10MHz(LTE) + 5MHz(NR)	LCH	PI2 BPSK	12	6	0	0	22.85	-39.510	22.85	0.257	1.000	Pass
			1	1	0	0	22.94	-39.540	22.94	0.262	1.000	Pass
			1	23	0	0	22.97	-39.560	22.97	0.264	1.000	Pass
		QPSK	12	6	0	0	22.88	-39.600	22.88	0.259	1.000	Pass
			1	1	0	0	22.86	-39.450	22.86	0.258	1.000	Pass
			1	23	0	0	22.86	-39.530	22.86	0.258	1.000	Pass
	MCH	PI2 BPSK	12	6	0	0	22.87	-39.580	22.87	0.258	1.000	Pass
			1	1	0	0	23.05	-39.470	23.05	0.269	1.000	Pass
			1	23	0	0	23.11	-39.560	23.11	0.273	1.000	Pass
		QPSK	12	6	0	0	23.07	-39.560	23.08	0.271	1.000	Pass
			1	1	0	0	23.00	-39.530	23.00	0.266	1.000	Pass
			1	23	0	0	23.31	-39.490	23.31	0.286	1.000	Pass
	HCH	PI2 BPSK	12	6	0	0	23.07	-39.480	23.08	0.271	1.000	Pass
			1	1	0	0	23.23	-39.560	23.23	0.281	1.000	Pass
			1	23	0	0	23.27	-39.570	23.27	0.283	1.000	Pass
		QPSK	12	6	0	0	23.07	-39.510	23.07	0.270	1.000	Pass
			1	1	0	0	23.02	-39.540	23.03	0.268	1.000	Pass
			1	23	0	0	23.08	-39.540	23.08	0.271	1.000	Pass
10MHz(LTE) + 20MHz(NR)	LCH	PI2 BPSK	50	25	0	0	22.98	-27.450	22.98	0.265	1.000	Pass
			1	1	0	0	23.00	-39.500	23.00	0.266	1.000	Pass
			1	104	0	0	22.89	-39.510	22.90	0.260	1.000	Pass
		QPSK	50	25	0	0	22.65	-39.510	22.65	0.245	1.000	Pass
			1	1	0	0	22.96	-39.560	22.96	0.264	1.000	Pass
			1	104	0	0	22.93	-39.550	22.93	0.262	1.000	Pass
	MCH	PI2 BPSK	50	25	0	0	22.50	-39.610	22.50	0.237	1.000	Pass
			1	1	0	0	23.18	-39.590	23.18	0.277	1.000	Pass
			1	104	0	0	22.45	-39.540	22.45	0.234	1.000	Pass
		QPSK	50	25	0	0	23.28	-39.540	23.28	0.284	1.000	Pass
			1	1	0	0	23.13	-39.620	23.13	0.274	1.000	Pass
			1	104	0	0	22.65	-39.570	22.65	0.245	1.000	Pass
	HCH	PI2 BPSK	50	25	0	0	23.07	-39.490	23.07	0.270	1.000	Pass
			1	1	0	0	23.02	-39.550	23.02	0.267	1.000	Pass
			1	104	0	0	23.29	-39.580	23.29	0.284	1.000	Pass
		QPSK	50	25	0	0	22.99	-39.470	22.99	0.265	1.000	Pass
			1	1	0	0	22.92	-39.550	22.92	0.261	1.000	Pass
			1	104	0	0	23.29	-39.500	23.29	0.284	1.000	Pass

10MHz(LTE) + 30MHz(NR)	LCH	PI2 BPSK	80	40	0	0	23.18	-39.550	23.18	0.277	1.000	Pass
			1	1	0	0	22.89	-39.510	22.89	0.259	1.000	Pass
			1	158	0	0	23.24	-39.530	23.24	0.281	1.000	Pass
		QPSK	80	40	0	0	23.13	-39.630	23.13	0.274	1.000	Pass
			1	1	0	0	22.83	-39.480	22.83	0.256	1.000	Pass
			1	158	0	0	23.32	-39.560	23.32	0.286	1.000	Pass
	MCH	PI2 BPSK	80	40	0	0	23.17	-39.580	23.17	0.277	1.000	Pass
			1	1	0	0	22.71	-39.520	22.72	0.249	1.000	Pass
			1	158	0	0	22.94	-39.560	22.94	0.262	1.000	Pass
		QPSK	80	40	0	0	23.35	-39.480	23.35	0.288	1.000	Pass
			1	1	0	0	22.77	-39.570	22.77	0.252	1.000	Pass
			1	158	0	0	22.60	-39.490	22.60	0.243	1.000	Pass
	HCH	PI2 BPSK	80	40	0	0	23.32	-39.600	23.32	0.286	1.000	Pass
			1	1	0	0	23.12	-39.570	23.12	0.274	1.000	Pass
			1	158	0	0	23.28	-39.590	23.28	0.284	1.000	Pass
		QPSK	80	40	0	0	23.09	-26.130	23.09	0.272	1.000	Pass
			1	1	0	0	22.98	-39.540	22.98	0.265	1.000	Pass
			1	158	0	0	22.80	-39.520	22.81	0.255	1.000	Pass

Test BW	Test Channel	Test Mode	NR UL RB No.	NR UL RB Pos.	LTE UL RB No.	LTE UL RB Pos.	NR Conducted Output Power (dBm)	LTE Conducted Output Power (dBm)	Total Conducted Output Power (dBm)	EIRP (W)	Limit (W)	Verdict
DC_2A_n7A												
20MHz(LTE) + 5MHz(NR)	LCH	PI2 BPSK	12	6	0	0	22.15	-35.540	22.15	0.214	2.000	Pass
			1	1	0	0	22.10	-35.570	22.10	0.211	2.000	Pass
			1	23	0	0	22.19	-35.590	22.19	0.216	2.000	Pass
		QPSK	12	6	0	0	22.07	-35.570	22.07	0.210	2.000	Pass
			1	1	0	0	22.13	-35.500	22.13	0.213	2.000	Pass
			1	23	0	0	22.21	-35.540	22.21	0.217	2.000	Pass
	MCH	PI2 BPSK	12	6	0	0	22.27	-35.560	22.27	0.220	2.000	Pass
			1	1	0	0	22.26	-35.550	22.26	0.219	2.000	Pass
			1	23	0	0	22.29	-35.560	22.29	0.221	2.000	Pass
		QPSK	12	6	0	0	22.25	-35.520	22.26	0.219	2.000	Pass
			1	1	0	0	22.28	-35.570	22.28	0.220	2.000	Pass
			1	23	0	0	22.36	-35.550	22.36	0.224	2.000	Pass
	HCH	PI2 BPSK	12	6	0	0	22.38	-35.620	22.38	0.225	2.000	Pass
			1	1	0	0	22.30	-35.560	22.30	0.221	2.000	Pass
			1	23	0	0	22.30	-35.570	22.30	0.221	2.000	Pass
QPSK		12	6	0	0	21.46	-35.530	21.46	0.182	2.000	Pass	
		1	1	0	0	21.38	-35.590	21.38	0.179	2.000	Pass	
		1	23	0	0	21.48	-35.650	21.48	0.183	2.000	Pass	
20MHz(LTE) + 15MHz(NR)	LCH	PI2 BPSK	36	18	0	0	22.34	-35.520	22.35	0.224	2.000	Pass
			1	1	0	0	22.32	-35.520	22.33	0.223	2.000	Pass
			1	77	0	0	22.34	-35.560	22.34	0.223	2.000	Pass
		QPSK	36	18	0	0	22.34	-35.580	22.34	0.223	2.000	Pass
			1	1	0	0	22.37	-35.500	22.37	0.225	2.000	Pass
			1	77	0	0	22.24	-35.520	22.24	0.218	2.000	Pass
	MCH	PI2 BPSK	36	18	0	0	22.40	-35.600	22.40	0.226	2.000	Pass
			1	1	0	0	22.47	-35.580	22.47	0.230	2.000	Pass
			1	77	0	0	22.38	-35.570	22.38	0.225	2.000	Pass
		QPSK	36	18	0	0	22.45	-35.600	22.45	0.229	2.000	Pass
			1	1	0	0	22.46	-35.490	22.46	0.230	2.000	Pass
			1	77	0	0	22.36	-35.520	22.36	0.224	2.000	Pass
	HCH	PI2 BPSK	36	18	0	0	22.48	-35.540	22.48	0.231	2.000	Pass
			1	1	0	0	22.60	-35.550	22.60	0.237	2.000	Pass
			1	77	0	0	22.14	-35.580	22.14	0.213	2.000	Pass
		QPSK	36	18	0	0	22.10	-35.530	22.10	0.211	2.000	Pass
			1	1	0	0	22.36	-35.590	22.36	0.224	2.000	Pass
			1	77	0	0	21.30	-35.510	21.30	0.176	2.000	Pass

20MHz(LTE) + 20MHz(NR)	LCH	PI2 BPSK	50	25	0	0	22.36	-35.550	22.36	0.224	2.000	Pass
			1	1	0	0	22.38	-35.580	22.38	0.225	2.000	Pass
			1	104	0	0	22.46	-35.530	22.46	0.230	2.000	Pass
		QPSK	50	25	0	0	22.42	-35.560	22.42	0.228	2.000	Pass
			1	1	0	0	22.28	-35.550	22.28	0.220	2.000	Pass
			1	104	0	0	22.46	-35.580	22.46	0.230	2.000	Pass
	MCH	PI2 BPSK	50	25	0	0	22.46	-35.600	22.46	0.230	2.000	Pass
			1	1	0	0	22.50	-35.590	22.50	0.232	2.000	Pass
			1	104	0	0	22.42	-35.530	22.42	0.228	2.000	Pass
		QPSK	50	25	0	0	22.46	-35.510	22.46	0.230	2.000	Pass
			1	1	0	0	22.47	-35.590	22.47	0.230	2.000	Pass
			1	104	0	0	22.40	-35.550	22.40	0.226	2.000	Pass
	HCH	PI2 BPSK	50	25	0	0	22.44	-35.540	22.44	0.229	2.000	Pass
			1	1	0	0	22.36	-35.570	22.37	0.225	2.000	Pass
			1	104	0	0	22.14	-35.560	22.15	0.214	2.000	Pass
		QPSK	50	25	0	0	22.53	-35.520	22.53	0.233	2.000	Pass
			1	1	0	0	22.37	-35.590	22.37	0.225	2.000	Pass
			1	104	0	0	21.32	-35.540	21.32	0.177	2.000	Pass

Test BW	Test Channel	Test Mode	NR UL RB No.	NR UL RB Pos.	LTE UL RB No.	LTE UL RB Pos.	NR Conducted Output Power (dBm)	LTE Conducted Output Power (dBm)	Total Conducted Output Power (dBm)	EIRP (W)	Limit (W)	Verdict
DC_5A_n7A												
10MHz(LTE) + 5MHz(NR)	LCH	PI2 BPSK	12	6	0	0	21.75	-38.76	21.75	0.195	2.000	Pass
			1	1	0	0	21.95	-38.77	21.95	0.204	2.000	Pass
			1	23	0	0	21.92	-38.74	21.92	0.203	2.000	Pass
		QPSK	12	6	0	0	21.84	-38.95	21.84	0.199	2.000	Pass
			1	1	0	0	21.97	-38.84	21.97	0.205	2.000	Pass
			1	23	0	0	22.01	-38.84	22.01	0.207	2.000	Pass
	MCH	PI2 BPSK	12	6	0	0	21.95	-38.72	21.95	0.204	2.000	Pass
			1	1	0	0	21.98	-38.81	21.98	0.206	2.000	Pass
			1	23	0	0	22.11	-38.83	22.11	0.212	2.000	Pass
		QPSK	12	6	0	0	21.97	-38.75	21.97	0.205	2.000	Pass
			1	1	0	0	21.96	-38.77	21.96	0.205	2.000	Pass
			1	23	0	0	22.17	-38.72	22.17	0.215	2.000	Pass
	HCH	PI2 BPSK	12	6	0	0	22.02	-38.63	22.02	0.207	2.000	Pass
			1	1	0	0	22.05	-38.62	22.05	0.209	2.000	Pass
			1	23	0	0	22.18	-38.75	22.18	0.215	2.000	Pass
		QPSK	12	6	0	0	21.99	-38.72	21.99	0.206	2.000	Pass
			1	1	0	0	22.07	-38.74	22.07	0.210	2.000	Pass
			1	23	0	0	22.18	-38.79	22.18	0.215	2.000	Pass
10MHz(LTE) + 15MHz(NR)	LCH	PI2 BPSK	36	18	0	0	22.17	-38.87	22.17	0.215	2.000	Pass
			1	1	0	0	22.07	-38.75	22.07	0.210	2.000	Pass
			1	77	0	0	22.15	-38.82	22.15	0.214	2.000	Pass
		QPSK	36	18	0	0	22.24	-38.77	22.24	0.218	2.000	Pass
			1	1	0	0	22.06	-38.75	22.06	0.209	2.000	Pass
			1	77	0	0	22.15	-38.85	22.15	0.214	2.000	Pass
	MCH	PI2 BPSK	36	18	0	0	22.06	-38.79	22.06	0.209	2.000	Pass
			1	1	0	0	22.04	-38.78	22.04	0.208	2.000	Pass
			1	77	0	0	22.21	-38.76	22.21	0.217	2.000	Pass
		QPSK	36	18	0	0	22.07	-38.69	22.07	0.210	2.000	Pass
			1	1	0	0	22.04	-38.73	22.04	0.208	2.000	Pass
			1	77	0	0	22.18	-38.71	22.18	0.215	2.000	Pass
	HCH	PI2 BPSK	36	18	0	0	22.12	-38.72	22.12	0.212	2.000	Pass
			1	1	0	0	22.13	-38.73	22.13	0.213	2.000	Pass
			1	77	0	0	22.24	-38.68	22.24	0.218	2.000	Pass
		QPSK	36	18	0	0	22.1	-38.77	22.10	0.211	2.000	Pass
			1	1	0	0	22.18	-38.75	22.18	0.215	2.000	Pass
			1	77	0	0	22.24	-38.71	22.24	0.218	2.000	Pass

10MHz(LTE) + 20MHz(NR)	LCH	PI2 BPSK	50	25	0	0	22.28	-38.81	22.28	0.220	2.000	Pass
			1	1	0	0	22.15	-38.93	22.15	0.214	2.000	Pass
			1	104	0	0	22.14	-38.84	22.14	0.213	2.000	Pass
		QPSK	50	25	0	0	22.25	-38.77	22.25	0.219	2.000	Pass
			1	1	0	0	22.11	-38.88	22.11	0.212	2.000	Pass
			1	104	0	0	22.16	-38.81	22.16	0.214	2.000	Pass
	MCH	PI2 BPSK	50	25	0	0	22.02	-38.81	22.02	0.207	2.000	Pass
			1	1	0	0	22.04	-38.7	22.04	0.208	2.000	Pass
			1	104	0	0	22.27	-38.83	22.27	0.220	2.000	Pass
		QPSK	50	25	0	0	22.04	-38.75	22.04	0.208	2.000	Pass
			1	1	0	0	22.12	-38.78	22.12	0.212	2.000	Pass
			1	104	0	0	22.23	-38.74	22.23	0.218	2.000	Pass
	HCH	PI2 BPSK	50	25	0	0	22.11	-38.83	22.11	0.212	2.000	Pass
			1	1	0	0	22.27	-38.73	22.27	0.220	2.000	Pass
			1	104	0	0	22.24	-38.7	22.24	0.218	2.000	Pass
		QPSK	50	25	0	0	22.15	-38.71	22.15	0.214	2.000	Pass
			1	1	0	0	22.31	-38.75	22.31	0.222	2.000	Pass
			1	104	0	0	22.18	-38.71	22.18	0.215	2.000	Pass

Test BW	Test Channel	Test Mode	NR UL RB No.	NR UL RB Pos.	LTE UL RB No.	LTE UL RB Pos.	NR Conducted Output Power (dBm)	LTE Conducted Output Power (dBm)	Total Conducted Output Power (dBm)	EIRP (W)	Limit (W)	Verdict
DC_66A_n7A												
20MHz(LTE) + 5MHz(NR)	LCH	PI2 BPSK	12	6	0	0	21.91	-34.77	21.91	0.202	2.000	Pass
			1	1	0	0	21.85	-34.75	21.85	0.200	2.000	Pass
			1	23	0	0	22.03	-34.78	22.03	0.208	2.000	Pass
		QPSK	12	6	0	0	21.84	-34.75	21.85	0.200	2.000	Pass
			1	1	0	0	21.91	-34.71	21.91	0.202	2.000	Pass
			1	23	0	0	22.07	-34.81	22.08	0.210	2.000	Pass
	MCH	PI2 BPSK	12	6	0	0	21.89	-34.67	21.90	0.202	2.000	Pass
			1	1	0	0	21.85	-34.77	21.85	0.200	2.000	Pass
			1	23	0	0	22.04	-34.68	22.04	0.208	2.000	Pass
		QPSK	12	6	0	0	21.96	-34.79	21.96	0.205	2.000	Pass
			1	1	0	0	21.91	-34.77	21.91	0.202	2.000	Pass
			1	23	0	0	22.09	-34.74	22.09	0.211	2.000	Pass
	HCH	PI2 BPSK	12	6	0	0	21.93	-34.74	21.93	0.203	2.000	Pass
			1	1	0	0	22.03	-34.79	22.03	0.208	2.000	Pass
			1	23	0	0	22.09	-34.77	22.09	0.211	2.000	Pass
		QPSK	12	6	0	0	21.3	-34.8	21.30	0.176	2.000	Pass
			1	1	0	0	21.31	-34.71	21.31	0.176	2.000	Pass
			1	23	0	0	21.3	-34.81	21.30	0.176	2.000	Pass
20MHz(LTE) + 15MHz(NR)	LCH	PI2 BPSK	36	18	0	0	22.06	-34.87	22.06	0.209	2.000	Pass
			1	1	0	0	22.01	-34.84	22.01	0.207	2.000	Pass
			1	77	0	0	22.16	-34.81	22.16	0.214	2.000	Pass
		QPSK	36	18	0	0	22.04	-34.81	22.04	0.208	2.000	Pass
			1	1	0	0	22.03	-34.8	22.03	0.208	2.000	Pass
			1	77	0	0	22.16	-34.91	22.16	0.214	2.000	Pass
	MCH	PI2 BPSK	36	18	0	0	21.97	-34.76	21.97	0.205	2.000	Pass
			1	1	0	0	21.97	-34.77	21.97	0.205	2.000	Pass
			1	77	0	0	22.18	-34.76	22.18	0.215	2.000	Pass
		QPSK	36	18	0	0	22.04	-34.76	22.04	0.208	2.000	Pass
			1	1	0	0	21.99	-34.73	21.99	0.206	2.000	Pass
			1	77	0	0	22.09	-34.74	22.09	0.211	2.000	Pass
	HCH	PI2 BPSK	36	18	0	0	22.08	-34.76	22.08	0.210	2.000	Pass
			1	1	0	0	22.08	-34.72	22.08	0.210	2.000	Pass
			1	77	0	0	22.12	-34.72	22.12	0.212	2.000	Pass
		QPSK	36	18	0	0	22.08	-34.77	22.08	0.210	2.000	Pass
			1	1	0	0	22.16	-34.74	22.16	0.214	2.000	Pass
			1	77	0	0	21.29	-34.81	21.29	0.175	2.000	Pass

20MHz(LTE) + 20MHz(NR)	LCH	PI2 BPSK	50	25	0	0	22.27	-34.81	22.27	0.220	2.000	Pass
			1	1	0	0	22.12	-34.85	22.12	0.212	2.000	Pass
			1	104	0	0	22.16	-34.87	22.16	0.214	2.000	Pass
		QPSK	50	25	0	0	22.21	-34.92	22.21	0.217	2.000	Pass
			1	1	0	0	22.1	-34.92	22.10	0.211	2.000	Pass
			1	104	0	0	22.17	-34.8	22.17	0.215	2.000	Pass
	MCH	PI2 BPSK	50	25	0	0	22.07	-34.81	22.07	0.210	2.000	Pass
			1	1	0	0	22.04	-34.77	22.04	0.208	2.000	Pass
			1	104	0	0	22.23	-34.73	22.23	0.218	2.000	Pass
		QPSK	50	25	0	0	22.03	-34.7	22.03	0.208	2.000	Pass
			1	1	0	0	22.07	-34.72	22.07	0.210	2.000	Pass
			1	104	0	0	22.15	-34.73	22.15	0.214	2.000	Pass
	HCH	PI2 BPSK	50	25	0	0	22.02	-34.78	22.02	0.207	2.000	Pass
			1	1	0	0	22.23	-34.72	22.23	0.218	2.000	Pass
			1	104	0	0	22.14	-34.75	22.14	0.213	2.000	Pass
		QPSK	50	25	0	0	22.12	-34.68	22.12	0.212	2.000	Pass
			1	1	0	0	22.27	-34.76	22.27	0.220	2.000	Pass
			1	104	0	0	21.31	-34.74	21.31	0.176	2.000	Pass

Test BW	Test Channel	Test Mode	NR UL RB No.	NR UL RB Pos.	LTE UL RB No.	LTE UL RB Pos.	NR Conducted Output Power (dBm)	LTE Conducted Output Power (dBm)	Total Conducted Output Power (dBm)	ERP (W)	Limit (W)	Verdict
DC_7A_n5A												
20MHz(LTE) + 5MHz(NR)	LCH	PI2 BPSK	12	6	0	0	23.83	0.68	23.85	0.213	7.000	Pass
			1	1	0	0	24	0.75	24.03	0.222	7.000	Pass
			1	23	0	0	23.87	0.13	23.89	0.215	7.000	Pass
		QPSK	12	6	0	0	23.77	0.81	23.79	0.210	7.000	Pass
			1	1	0	0	23.9	0.7	23.92	0.216	7.000	Pass
			1	23	0	0	23.83	0.67	23.85	0.213	7.000	Pass
	MCH	PI2 BPSK	12	6	0	0	23.78	1.05	23.80	0.210	7.000	Pass
			1	1	0	0	23.7	0.53	23.73	0.207	7.000	Pass
			1	23	0	0	23.68	1.2	23.71	0.206	7.000	Pass
		QPSK	12	6	0	0	23.59	1.18	23.61	0.201	7.000	Pass
			1	1	0	0	23.72	1.15	23.74	0.207	7.000	Pass
			1	23	0	0	23.74	1.23	23.76	0.208	7.000	Pass
	HCH	PI2 BPSK	12	6	0	0	23.73	0.62	23.75	0.208	7.000	Pass
			1	1	0	0	23.92	-0.01	23.93	0.217	7.000	Pass
			1	23	0	0	23.89	-0.04	23.91	0.216	7.000	Pass
		QPSK	12	6	0	0	23.59	0.64	23.62	0.202	7.000	Pass
			1	1	0	0	23.8	-0.02	23.82	0.211	7.000	Pass
			1	23	0	0	23.82	0.59	23.84	0.212	7.000	Pass
20MHz(LTE) + 15MHz(NR)	LCH	PI2 BPSK	36	18	0	0	24.11	0.8	24.14	0.228	7.000	Pass
			1	1	0	0	23.93	0.86	23.95	0.218	7.000	Pass
			1	77	0	0	23.77	0.82	23.79	0.210	7.000	Pass
		QPSK	36	18	0	0	23.96	0.78	23.98	0.219	7.000	Pass
			1	1	0	0	23.94	0.66	23.96	0.218	7.000	Pass
			1	77	0	0	23.77	0.82	23.79	0.210	7.000	Pass
	MCH	PI2 BPSK	36	18	0	0	24.08	1.25	24.10	0.225	7.000	Pass
			1	1	0	0	24.1	1.19	24.12	0.226	7.000	Pass
			1	77	0	0	23.95	1.15	23.97	0.219	7.000	Pass
		QPSK	36	18	0	0	24.1	1.22	24.13	0.227	7.000	Pass
			1	1	0	0	24.07	1.29	24.10	0.225	7.000	Pass
			1	77	0	0	23.93	0.37	23.95	0.218	7.000	Pass
	HCH	PI2 BPSK	36	18	0	0	23.66	-0.07	23.67	0.204	7.000	Pass
			1	1	0	0	23.91	-0.12	23.93	0.217	7.000	Pass
			1	77	0	0	23.61	-0.25	23.62	0.202	7.000	Pass
		QPSK	36	18	0	0	23.77	-0.2	23.79	0.210	7.000	Pass
			1	1	0	0	23.95	1.18	23.97	0.219	7.000	Pass
			1	77	0	0	23.6	0.61	23.63	0.202	7.000	Pass

20MHz(LTE) + 20MHz(NR)	LCH	PI2 BPSK	50	25	0	0	23.63	0.79	23.65	0.203	7.000	Pass
			1	1	0	0	23.61	0.82	23.63	0.202	7.000	Pass
			1	104	0	0	23.49	0.7	23.51	0.197	7.000	Pass
		QPSK	50	25	0	0	23.62	0.86	23.64	0.203	7.000	Pass
			1	1	0	0	24.02	0.7	24.04	0.222	7.000	Pass
			1	104	0	0	23.82	0.79	23.84	0.212	7.000	Pass
	MCH	PI2 BPSK	50	25	0	0	23.55	1.05	23.58	0.200	7.000	Pass
			1	1	0	0	23.44	1.2	23.47	0.195	7.000	Pass
			1	104	0	0	23.19	1.15	23.21	0.184	7.000	Pass
		QPSK	50	25	0	0	24.02	1.11	24.05	0.223	7.000	Pass
			1	1	0	0	23.99	1.08	24.01	0.221	7.000	Pass
			1	104	0	0	23.82	1.14	23.84	0.212	7.000	Pass
	HCH	PI2 BPSK	50	25	0	0	23.49	-0.19	23.51	0.197	7.000	Pass
			1	1	0	0	23.57	-0.04	23.59	0.200	7.000	Pass
			1	104	0	0	23.2	0.59	23.22	0.184	7.000	Pass
		QPSK	50	25	0	0	23.75	-0.03	23.77	0.209	7.000	Pass
			1	1	0	0	23.81	-0.08	23.82	0.211	7.000	Pass
			1	104	0	0	23.68	-0.1	23.69	0.205	7.000	Pass

Test BW	Test Channel	Test Mode	NR UL RB No.	NR UL RB Pos.	LTE UL RB No.	LTE UL RB Pos.	NR Conducted Output Power (dBm)	LTE Conducted Output Power (dBm)	Total Conducted Output Power (dBm)	EIRP (W)	Limit (W)	Verdict
DC_66A_n5A												
20MHz(LTE) + 5MHz(NR)	LCH	PI2 BPSK	12	6	0	0	22.87	-35.27	22.87	0.170	7.000	Pass
			1	1	0	0	22.86	-35.27	22.87	0.170	7.000	Pass
			1	23	0	0	22.93	-35.22	22.93	0.172	7.000	Pass
		QPSK	12	6	0	0	23.45	-35.29	23.45	0.194	7.000	Pass
			1	1	0	0	22.93	-35.23	22.93	0.172	7.000	Pass
			1	23	0	0	22.87	-35.27	22.87	0.170	7.000	Pass
	MCH	PI2 BPSK	12	6	0	0	23.61	-35.06	23.61	0.201	7.000	Pass
			1	1	0	0	23.61	-35.13	23.61	0.201	7.000	Pass
			1	23	0	0	23.55	-35.14	23.55	0.199	7.000	Pass
		QPSK	12	6	0	0	23.62	-35.11	23.62	0.202	7.000	Pass
			1	1	0	0	23.7	-35.05	23.70	0.206	7.000	Pass
			1	23	0	0	23.6	-35.09	23.60	0.201	7.000	Pass
	HCH	PI2 BPSK	12	6	0	0	23.7	-35.23	23.70	0.206	7.000	Pass
			1	1	0	0	23.76	-35.16	23.76	0.208	7.000	Pass
			1	23	0	0	23.81	-35.16	23.81	0.211	7.000	Pass
QPSK		12	6	0	0	23.71	-35.14	23.71	0.206	7.000	Pass	
		1	1	0	0	23.14	-35.16	23.14	0.181	7.000	Pass	
		1	23	0	0	23.15	-35.12	23.15	0.181	7.000	Pass	
20MHz(LTE) + 15MHz(NR)	LCH	PI2 BPSK	36	18	0	0	23.66	-35.23	23.66	0.204	7.000	Pass
			1	1	0	0	23.63	-35.26	23.63	0.202	7.000	Pass
			1	77	0	0	23.56	-35.3	23.56	0.199	7.000	Pass
		QPSK	36	18	0	0	23.66	-35.24	23.66	0.204	7.000	Pass
			1	1	0	0	23.72	-35.27	23.72	0.207	7.000	Pass
			1	77	0	0	22.99	-35.3	22.99	0.175	7.000	Pass
	MCH	PI2 BPSK	36	18	0	0	22.97	-35.07	22.97	0.174	7.000	Pass
			1	1	0	0	23.64	-35.08	23.64	0.203	7.000	Pass
			1	77	0	0	23.15	-35.12	23.15	0.181	7.000	Pass
		QPSK	36	18	0	0	23.16	-35.2	23.16	0.182	7.000	Pass
			1	1	0	0	23.69	-35.03	23.69	0.205	7.000	Pass
			1	77	0	0	23.85	-35.12	23.85	0.213	7.000	Pass
	HCH	PI2 BPSK	36	18	0	0	23.8	-35.16	23.80	0.210	7.000	Pass
			1	1	0	0	23.7	-35.15	23.70	0.206	7.000	Pass
			1	77	0	0	23.73	-35.16	23.73	0.207	7.000	Pass
		QPSK	36	18	0	0	23.83	-35.15	23.83	0.212	7.000	Pass
			1	1	0	0	23.7	-35.21	23.71	0.206	7.000	Pass
			1	77	0	0	23.79	-35.17	23.79	0.210	7.000	Pass

20MHz(LTE) + 20MHz(NR)	LCH	PI2 BPSK	50	25	0	0	23.27	-35.3	23.27	0.186	7.000	Pass
			1	1	0	0	23.1	-35.25	23.10	0.179	7.000	Pass
			1	104	0	0	23.22	-35.3	23.22	0.184	7.000	Pass
		QPSK	50	25	0	0	23.28	-35.29	23.28	0.187	7.000	Pass
			1	1	0	0	23.22	-35.23	23.22	0.184	7.000	Pass
			1	104	0	0	23.27	-35.27	23.27	0.186	7.000	Pass
	MCH	PI2 BPSK	50	25	0	0	22.37	-35.08	22.37	0.151	7.000	Pass
			1	1	0	0	23.2	-35.14	23.20	0.183	7.000	Pass
			1	104	0	0	23.07	-35.09	23.07	0.178	7.000	Pass
		QPSK	50	25	0	0	23.23	-35.06	23.23	0.185	7.000	Pass
			1	1	0	0	23.03	-35.1	23.03	0.176	7.000	Pass
			1	104	0	0	23.23	-35.1	23.23	0.185	7.000	Pass
	HCH	PI2 BPSK	50	25	0	0	23.22	-35.08	23.22	0.184	7.000	Pass
			1	1	0	0	23.1	-35.16	23.10	0.179	7.000	Pass
			1	104	0	0	23.12	-35.12	23.12	0.180	7.000	Pass
		QPSK	50	25	0	0	23.25	-35.12	23.25	0.185	7.000	Pass
			1	1	0	0	23.16	-35.17	23.16	0.182	7.000	Pass
			1	104	0	0	23.56	-35.14	23.56	0.199	7.000	Pass

Test BW	Test Channel	Test Mode	NR UL RB No.	NR UL RB Pos.	LTE UL RB No.	LTE UL RB Pos.	NR Conducted Output Power (dBm)	LTE Conducted Output Power (dBm)	Total Conducted Output Power (dBm)	EIRP (W)	Limit (W)	Verdict
DC_2A_n71A												
20MHz(LTE) + 5MHz(NR)	LCH	PI2 BPSK	12	6	0	0	22.85	0.92	22.88	0.230	3.000	Pass
			1	1	0	0	23.01	0.84	23.04	0.239	3.000	Pass
			1	23	0	0	22.93	1.17	22.96	0.234	3.000	Pass
		QPSK	12	6	0	0	22.86	1.14	22.89	0.231	3.000	Pass
			1	1	0	0	22.42	1.05	22.45	0.208	3.000	Pass
			1	23	0	0	22.5	0.87	22.53	0.212	3.000	Pass
	MCH	PI2 BPSK	12	6	0	0	22.97	0.43	23.00	0.237	3.000	Pass
			1	1	0	0	22.99	0.51	23.01	0.237	3.000	Pass
			1	23	0	0	22.9	0.5	22.92	0.232	3.000	Pass
		QPSK	12	6	0	0	22.97	0.47	22.99	0.236	3.000	Pass
			1	1	0	0	22.55	0.56	22.57	0.214	3.000	Pass
			1	23	0	0	22.92	0.65	22.94	0.233	3.000	Pass
	HCH	PI2 BPSK	12	6	0	0	22.97	0.24	22.99	0.236	3.000	Pass
			1	1	0	0	22.98	0.24	23.00	0.237	3.000	Pass
			1	23	0	0	22.92	0.2	22.95	0.234	3.000	Pass
		QPSK	12	6	0	0	22.96	0.29	22.98	0.236	3.000	Pass
			1	1	0	0	22.56	0.27	22.59	0.215	3.000	Pass
			1	23	0	0	22.51	0.25	22.53	0.212	3.000	Pass
20MHz(LTE) + 10MHz(NR)	LCH	PI2 BPSK	25	12	0	0	23.1	1.17	23.13	0.244	3.000	Pass
			1	1	0	0	23.14	1.09	23.16	0.245	3.000	Pass
			1	50	0	0	23.26	0.77	23.28	0.252	3.000	Pass
		QPSK	25	12	0	0	23.03	1.17	23.06	0.240	3.000	Pass
			1	1	0	0	23.07	1.07	23.09	0.242	3.000	Pass
			1	50	0	0	23.17	0.69	23.20	0.248	3.000	Pass
	MCH	PI2 BPSK	25	12	0	0	22.99	0.48	23.02	0.238	3.000	Pass
			1	1	0	0	23.02	0.56	23.04	0.239	3.000	Pass
			1	50	0	0	22.85	0.54	22.88	0.230	3.000	Pass
		QPSK	25	12	0	0	23.01	0.53	23.04	0.239	3.000	Pass
			1	1	0	0	22.92	0.61	22.94	0.233	3.000	Pass
			1	50	0	0	22.96	0.7	22.99	0.236	3.000	Pass
	HCH	PI2 BPSK	25	12	0	0	23.02	0.28	23.04	0.239	3.000	Pass
			1	1	0	0	22.99	0.36	23.01	0.237	3.000	Pass
			1	50	0	0	22.98	0.22	23.00	0.237	3.000	Pass
		QPSK	25	12	0	0	23.04	0.61	23.06	0.240	3.000	Pass
			1	1	0	0	23.03	0.29	23.05	0.239	3.000	Pass
			1	50	0	0	23	0.26	23.02	0.238	3.000	Pass

20MHz(LTE) + 20MHz(NR)	LCH	PI2 BPSK	50	25	0	0	23.17	1.16	23.20	0.248	3.000	Pass
			1	1	0	0	23.15	1.08	23.18	0.247	3.000	Pass
			1	104	0	0	23.02	1.1	23.05	0.239	3.000	Pass
		QPSK	50	25	0	0	23.23	1.18	23.26	0.251	3.000	Pass
			1	1	0	0	23.16	1.25	23.19	0.247	3.000	Pass
			1	104	0	0	23.09	1.14	23.12	0.243	3.000	Pass
	MCH	PI2 BPSK	50	25	0	0	23.09	1.17	23.12	0.243	3.000	Pass
			1	1	0	0	23.03	0.56	23.05	0.239	3.000	Pass
			1	104	0	0	22.89	0.64	22.92	0.232	3.000	Pass
		QPSK	50	25	0	0	23.1	0.61	23.12	0.243	3.000	Pass
			1	1	0	0	23.07	0.5	23.09	0.242	3.000	Pass
			1	104	0	0	22.89	0.61	22.92	0.232	3.000	Pass
	HCH	PI2 BPSK	50	25	0	0	23.05	0.28	23.08	0.241	3.000	Pass
			1	1	0	0	23.08	0.25	23.11	0.243	3.000	Pass
			1	104	0	0	23.01	0.23	23.03	0.238	3.000	Pass
		QPSK	50	25	0	0	23.15	0.2	23.17	0.246	3.000	Pass
			1	1	0	0	23.07	0.18	23.10	0.242	3.000	Pass
			1	104	0	0	22.97	1.29	23.00	0.237	3.000	Pass

Test BW	Test Channel	Test Mode	NR UL RB No.	NR UL RB Pos.	LTE UL RB No.	LTE UL RB Pos.	NR Conducted Output Power (dBm)	LTE Conducted Output Power (dBm)	Total Conducted Output Power (dBm)	EIRP (W)	Limit (W)	Verdict
DC_66A_n71A												
20MHz(LTE) + 5MHz(NR)	LCH	PI2 BPSK	12	6	0	0	22.43	0.2	22.46	0.209	3.000	Pass
			1	1	0	0	22.76	0.99	22.79	0.225	3.000	Pass
			1	23	0	0	22.81	0.35	22.83	0.228	3.000	Pass
		QPSK	12	6	0	0	22.64	1.05	22.67	0.219	3.000	Pass
			1	1	0	0	22.82	0.94	22.85	0.229	3.000	Pass
			1	23	0	0	22.85	1.03	22.88	0.230	3.000	Pass
	MCH	PI2 BPSK	12	6	0	0	22.94	0.51	22.96	0.234	3.000	Pass
			1	1	0	0	22.93	0.59	22.96	0.234	3.000	Pass
			1	23	0	0	22.97	0.56	23.00	0.237	3.000	Pass
		QPSK	12	6	0	0	22.82	0.55	22.85	0.229	3.000	Pass
			1	1	0	0	22.91	1.23	22.93	0.233	3.000	Pass
			1	23	0	0	22.91	0.63	22.94	0.233	3.000	Pass
	HCH	PI2 BPSK	12	6	0	0	22.94	0.85	22.96	0.234	3.000	Pass
			1	1	0	0	22.98	0.9	23.01	0.237	3.000	Pass
			1	23	0	0	23.04	0.77	23.07	0.240	3.000	Pass
		QPSK	12	6	0	0	22.99	0.85	23.02	0.238	3.000	Pass
			1	1	0	0	23.09	0.91	23.11	0.243	3.000	Pass
			1	23	0	0	23.02	0.99	23.05	0.239	3.000	Pass
20MHz(LTE) + 10MHz(NR)	LCH	PI2 BPSK	25	12	0	0	23.2	0.44	23.23	0.249	3.000	Pass
			1	1	0	0	23.04	0.93	23.07	0.240	3.000	Pass
			1	50	0	0	23.25	0.47	23.27	0.252	3.000	Pass
		QPSK	25	12	0	0	23.14	0.54	23.16	0.245	3.000	Pass
			1	1	0	0	23.11	0.86	23.14	0.244	3.000	Pass
			1	50	0	0	23.21	0.74	23.24	0.250	3.000	Pass
	MCH	PI2 BPSK	25	12	0	0	23.01	0.33	23.03	0.238	3.000	Pass
			1	1	0	0	23.04	0.4	23.07	0.240	3.000	Pass
			1	50	0	0	22.89	1.14	22.92	0.232	3.000	Pass
		QPSK	25	12	0	0	23.16	1.05	23.19	0.247	3.000	Pass
			1	1	0	0	23.13	0.41	23.15	0.245	3.000	Pass
			1	50	0	0	23.01	0.4	23.03	0.238	3.000	Pass
	HCH	PI2 BPSK	25	12	0	0	23.1	0.76	23.12	0.243	3.000	Pass
			1	1	0	0	23.11	0.82	23.14	0.244	3.000	Pass
			1	50	0	0	22.93	0.89	22.96	0.234	3.000	Pass
		QPSK	25	12	0	0	23.23	0.77	23.25	0.251	3.000	Pass
			1	1	0	0	23.11	0.75	23.13	0.244	3.000	Pass
			1	50	0	0	23.01	0.93	23.03	0.238	3.000	Pass

20MHz(LTE) + 20MHz(NR)	LCH	PI2 BPSK	50	25	0	0	23.27	0.88	23.30	0.254	3.000	Pass
			1	1	0	0	23.08	0.5	23.10	0.242	3.000	Pass
			1	104	0	0	23.15	0.48	23.17	0.246	3.000	Pass
		QPSK	50	25	0	0	23.31	0.87	23.34	0.256	3.000	Pass
			1	1	0	0	23.16	0.65	23.18	0.247	3.000	Pass
			1	104	0	0	23.14	0.93	23.17	0.246	3.000	Pass
	MCH	PI2 BPSK	50	25	0	0	23.03	0.41	23.06	0.240	3.000	Pass
			1	1	0	0	22.97	0.39	22.99	0.236	3.000	Pass
			1	104	0	0	23.09	0.47	23.11	0.243	3.000	Pass
		QPSK	50	25	0	0	23.21	0.42	23.24	0.250	3.000	Pass
			1	1	0	0	23.03	0.4	23.05	0.239	3.000	Pass
			1	104	0	0	23	0.38	23.02	0.238	3.000	Pass
	HCH	PI2 BPSK	50	25	0	0	23.19	0.77	23.22	0.249	3.000	Pass
			1	1	0	0	23.1	0.82	23.13	0.244	3.000	Pass
			1	104	0	0	22.95	0.78	22.98	0.236	3.000	Pass
		QPSK	50	25	0	0	23.02	0.86	23.05	0.239	3.000	Pass
			1	1	0	0	23.16	0.74	23.19	0.247	3.000	Pass
			1	104	0	0	23.06	0.81	23.08	0.241	3.000	Pass

Test BW	Test Channel	Test Mode	NR UL RB No.	NR UL RB Pos.	LTE UL RB No.	LTE UL RB Pos.	NR Conducted Output Power (dBm)	LTE Conducted Output Power (dBm)	Total Conducted Output Power (dBm)	EIRP (W)	Limit (W)	Verdict
DC_2A_n41A												
20MHz(LTE) + 20MHz(NR)	LCH	PI2 BPSK	25	12	0	0	22.36	-34.65	22.36	0.223	2.000	Pass
			1	1	0	0	22.5	-34.73	22.50	0.231	2.000	Pass
			1	49	0	0	22.38	-34.73	22.38	0.224	2.000	Pass
		QPSK	25	12	0	0	22.54	-34.72	22.54	0.233	2.000	Pass
			1	1	0	0	22.79	-34.69	22.79	0.247	2.000	Pass
			1	49	0	0	22.19	-34.78	22.19	0.215	2.000	Pass
	MCH	PI2 BPSK	25	12	0	0	22.62	-35.09	22.62	0.237	2.000	Pass
			1	1	0	0	22.54	-35.02	22.54	0.233	2.000	Pass
			1	49	0	0	22.51	-34.98	22.51	0.231	2.000	Pass
		QPSK	25	12	0	0	22.6	-35	22.60	0.236	2.000	Pass
			1	1	0	0	22.73	-34.96	22.73	0.243	2.000	Pass
			1	49	0	0	22.67	-35.02	22.67	0.240	2.000	Pass
	HCH	PI2 BPSK	25	12	0	0	22.43	-35.49	22.43	0.227	2.000	Pass
			1	1	0	0	22.46	-35.48	22.47	0.229	2.000	Pass
			1	49	0	0	21.95	-35.49	21.95	0.203	2.000	Pass
		QPSK	25	12	0	0	22.18	-35.45	22.18	0.214	2.000	Pass
			1	1	0	0	22.48	-35.54	22.48	0.230	2.000	Pass
			1	49	0	0	22.01	-35.48	22.01	0.206	2.000	Pass
20MHz(LTE) + 60MHz(NR)	LCH	PI2 BPSK	81	40	0	0	22.46	-34.69	22.46	0.229	2.000	Pass
			1	1	0	0	21.76	-34.7	21.76	0.195	2.000	Pass
			1	160	0	0	22.09	-34.62	22.09	0.210	2.000	Pass
		QPSK	81	40	0	0	22.16	-34.73	22.16	0.213	2.000	Pass
			1	1	0	0	21.86	-34.7	21.86	0.199	2.000	Pass
			1	160	0	0	21.9	-34.69	21.90	0.201	2.000	Pass
	MCH	PI2 BPSK	81	40	0	0	22.41	-35.05	22.41	0.226	2.000	Pass
			1	1	0	0	22.16	-34.98	22.16	0.213	2.000	Pass
			1	160	0	0	21.74	-35.05	21.74	0.194	2.000	Pass
		QPSK	81	40	0	0	22.68	-35.03	22.68	0.240	2.000	Pass
			1	1	0	0	22.23	-35	22.23	0.217	2.000	Pass
			1	160	0	0	21.76	-34.97	21.76	0.195	2.000	Pass
	HCH	PI2 BPSK	81	40	0	0	22.15	-35.45	22.15	0.213	2.000	Pass
			1	1	0	0	22	-35.47	22.00	0.206	2.000	Pass
			1	160	0	0	21.81	-35.47	21.81	0.197	2.000	Pass
		QPSK	81	40	0	0	22.44	-35.49	22.44	0.228	2.000	Pass
			1	1	0	0	22.27	-35.48	22.27	0.219	2.000	Pass
			1	160	0	0	21.55	-35.48	21.56	0.186	2.000	Pass

20MHz(LTE) + 100MHz(NR)	LCH	PI2 BPSK	135	67	0	0	22.26	-34.73	22.26	0.218	2.000	Pass
			1	1	0	0	22.34	-34.64	22.35	0.223	2.000	Pass
			1	271	0	0	22.42	-34.72	22.42	0.226	2.000	Pass
		QPSK	135	67	0	0	22.24	-34.69	22.24	0.217	2.000	Pass
			1	1	0	0	22.32	-34.69	22.32	0.221	2.000	Pass
			1	271	0	0	22.47	-34.71	22.47	0.229	2.000	Pass
	MCH	PI2 BPSK	135	67	0	0	22.43	-35.01	22.43	0.227	2.000	Pass
			1	1	0	0	22.66	-35.1	22.66	0.239	2.000	Pass
			1	271	0	0	22.5	-35.01	22.50	0.231	2.000	Pass
		QPSK	135	67	0	0	22.62	-35	22.62	0.237	2.000	Pass
			1	1	0	0	22.54	-35.03	22.54	0.233	2.000	Pass
			1	271	0	0	22.26	-35.03	22.26	0.218	2.000	Pass
	HCH	PI2 BPSK	135	67	0	0	22.28	-35.52	22.28	0.219	2.000	Pass
			1	1	0	0	22.72	-35.5	22.72	0.243	2.000	Pass
			1	271	0	0	22.26	-35.55	22.26	0.218	2.000	Pass
		QPSK	135	67	0	0	22.71	-35.54	22.71	0.242	2.000	Pass
			1	1	0	0	22.88	-35.55	22.88	0.252	2.000	Pass
			1	271	0	0	22.05	-35.58	22.05	0.208	2.000	Pass

Test BW	Test Channel	Test Mode	NR UL RB No.	NR UL RB Pos.	LTE UL RB No.	LTE UL RB Pos.	NR Conducted Output Power (dBm)	LTE Conducted Output Power (dBm)	Total Conducted Output Power (dBm)	EIRP (W)	Limit (W)	Verdict
DC_66A_n41A												
20MHz(LTE) + 20MHz(NR)	LCH	PI2 BPSK	25	12	0	0	21.69	-34.82	21.69	0.191	2.000	Pass
			1	1	0	0	22.68	-34.88	22.68	0.240	2.000	Pass
			1	49	0	0	22.36	-34.85	22.37	0.224	2.000	Pass
		QPSK	25	12	0	0	22.45	-34.8	22.45	0.228	2.000	Pass
			1	1	0	0	22.5	-34.88	22.50	0.231	2.000	Pass
			1	49	0	0	22.74	-34.75	22.74	0.244	2.000	Pass
	MCH	PI2 BPSK	25	12	0	0	22.87	-34.7	22.88	0.252	2.000	Pass
			1	1	0	0	22.42	-34.71	22.42	0.226	2.000	Pass
			1	49	0	0	22.4	-34.75	22.40	0.225	2.000	Pass
		QPSK	25	12	0	0	22.5	-34.7	22.50	0.231	2.000	Pass
			1	1	0	0	22.72	-34.78	22.72	0.243	2.000	Pass
			1	49	0	0	22.46	-34.74	22.46	0.229	2.000	Pass
	HCH	PI2 BPSK	25	12	0	0	22.18	-34.74	22.18	0.214	2.000	Pass
			1	1	0	0	22.21	-34.76	22.21	0.216	2.000	Pass
			1	49	0	0	21.99	-34.8	21.99	0.205	2.000	Pass
QPSK		25	12	0	0	22.39	-34.79	22.39	0.225	2.000	Pass	
		1	1	0	0	22.42	-34.76	22.42	0.226	2.000	Pass	
		1	49	0	0	22.23	-34.77	22.23	0.217	2.000	Pass	
20MHz(LTE) + 60MHz(NR)	LCH	PI2 BPSK	81	40	0	0	22.45	-34.87	22.46	0.229	2.000	Pass
			1	1	0	0	22.04	-34.84	22.04	0.207	2.000	Pass
			1	160	0	0	21.8	-34.83	21.80	0.196	2.000	Pass
		QPSK	81	40	0	0	22.07	-34.85	22.07	0.209	2.000	Pass
			1	1	0	0	21.86	-34.87	21.86	0.199	2.000	Pass
			1	160	0	0	21.9	-34.76	21.90	0.201	2.000	Pass
	MCH	PI2 BPSK	81	40	0	0	22.42	-34.77	22.42	0.226	2.000	Pass
			1	1	0	0	22.45	-34.68	22.45	0.228	2.000	Pass
			1	160	0	0	22.53	-34.68	22.53	0.232	2.000	Pass
		QPSK	81	40	0	0	22.5	-34.77	22.50	0.231	2.000	Pass
			1	1	0	0	22.5	-34.75	22.50	0.231	2.000	Pass
			1	160	0	0	22.35	-34.7	22.35	0.223	2.000	Pass
	HCH	PI2 BPSK	81	40	0	0	22.65	-34.77	22.65	0.239	2.000	Pass
			1	1	0	0	22.59	-34.72	22.59	0.236	2.000	Pass
			1	160	0	0	22.41	-34.77	22.41	0.226	2.000	Pass
		QPSK	81	40	0	0	22.2	-34.76	22.20	0.215	2.000	Pass
			1	1	0	0	22.86	-34.73	22.86	0.251	2.000	Pass
			1	160	0	0	22.19	-34.76	22.19	0.215	2.000	Pass

20MHz(LTE) + 100MHz(NR)	LCH	PI2 BPSK	135	67	0	0	22.45	-34.84	22.46	0.229	2.000	Pass
			1	1	0	0	22.34	-34.85	22.34	0.222	2.000	Pass
			1	271	0	0	22.63	-34.81	22.63	0.238	2.000	Pass
		QPSK	135	67	0	0	22.25	-34.84	22.25	0.218	2.000	Pass
			1	1	0	0	22.33	-34.85	22.33	0.222	2.000	Pass
			1	271	0	0	22.75	-34.83	22.75	0.244	2.000	Pass
	MCH	PI2 BPSK	135	67	0	0	22.66	-34.78	22.66	0.239	2.000	Pass
			1	1	0	0	22.61	-34.73	22.61	0.237	2.000	Pass
			1	271	0	0	22.17	-34.72	22.17	0.214	2.000	Pass
		QPSK	135	67	0	0	22.66	-34.78	22.66	0.239	2.000	Pass
			1	1	0	0	22.95	-34.78	22.95	0.256	2.000	Pass
			1	271	0	0	22.51	-34.71	22.51	0.231	2.000	Pass
	HCH	PI2 BPSK	135	67	0	0	22.32	-34.79	22.33	0.222	2.000	Pass
			1	1	0	0	22.57	-34.78	22.57	0.234	2.000	Pass
			1	271	0	0	22.02	-34.77	22.02	0.207	2.000	Pass
		QPSK	135	67	0	0	22.49	-34.8	22.49	0.230	2.000	Pass
			1	1	0	0	22.9	-34.78	22.90	0.253	2.000	Pass
			1	271	0	0	22.06	-34.81	22.06	0.208	2.000	Pass

Test BW	Test Channel	Test Mode	NR UL RB No.	NR UL RB Pos.	LTE UL RB No.	LTE UL RB Pos.	NR Conducted Output Power (dBm)	LTE Conducted Output Power (dBm)	Total Conducted Output Power (dBm)	EIRP (W)	Limit (W)	Verdict
DC_18A_n77A (3450-3550 MHz)												
15MHz(LTE) + 20MHz(NR)	LCH	PI2 BPSK	25	12	0	0	21.84	-36.98	21.84	0.184	1.000	Pass
			1	1	0	0	21.8	-37.01	21.8	0.182	1.000	Pass
			1	49	0	0	21.74	-36.99	21.74	0.179	1.000	Pass
		QPSK	25	12	0	0	21.81	-37.1	21.81	0.182	1.000	Pass
			1	1	0	0	21.92	-37.05	21.92	0.187	1.000	Pass
			1	49	0	0	21.75	-36.99	21.75	0.180	1.000	Pass
	MCH	PI2 BPSK	25	12	0	0	21.71	-37.04	21.71	0.178	1.000	Pass
			1	1	0	0	21.6	-37.04	21.6	0.174	1.000	Pass
			1	49	0	0	21.77	-37.04	21.77	0.181	1.000	Pass
		QPSK	25	12	0	0	21.77	-37	21.78	0.181	1.000	Pass
			1	1	0	0	21.64	-36.97	21.64	0.175	1.000	Pass
			1	49	0	0	21.72	-37	21.72	0.179	1.000	Pass
	HCH	PI2 BPSK	25	12	0	0	21.71	-37.02	21.71	0.178	1.000	Pass
			1	1	0	0	21.7	-36.99	21.7	0.178	1.000	Pass
			1	49	0	0	21.57	-36.99	21.57	0.173	1.000	Pass
		QPSK	25	12	0	0	21.65	-37.04	21.65	0.176	1.000	Pass
			1	1	0	0	21.73	-37.06	21.73	0.179	1.000	Pass
			1	49	0	0	21.62	-37	21.62	0.175	1.000	Pass
15MHz(LTE) + 60MHz(NR)	LCH	PI2 BPSK	81	40	0	0	22	-36.99	22	0.191	1.000	Pass
			1	1	0	0	21.94	-37	21.94	0.188	1.000	Pass
			1	160	0	0	21.8	-37.01	21.8	0.182	1.000	Pass
		QPSK	81	40	0	0	21.88	-37.06	21.88	0.185	1.000	Pass
			1	1	0	0	21.93	-36.99	21.93	0.187	1.000	Pass
			1	160	0	0	21.88	-36.98	21.88	0.185	1.000	Pass
	MCH	PI2 BPSK	81	40	0	0	21.68	-37.05	21.68	0.177	1.000	Pass
			1	1	0	0	21.54	-37.02	21.54	0.171	1.000	Pass
			1	160	0	0	21.65	-36.99	21.65	0.176	1.000	Pass
		QPSK	81	40	0	0	21.33	-36.95	21.33	0.163	1.000	Pass
			1	1	0	0	21.65	-37.06	21.65	0.176	1.000	Pass
			1	160	0	0	21.48	-37.03	21.48	0.169	1.000	Pass
	HCH	PI2 BPSK	81	40	0	0	21.64	-37.02	21.64	0.175	1.000	Pass
			1	1	0	0	21.64	-37.01	21.64	0.175	1.000	Pass
			1	160	0	0	21.38	-37.02	21.38	0.165	1.000	Pass
		QPSK	81	40	0	0	21.64	-37.05	21.64	0.175	1.000	Pass
			1	1	0	0	21.66	-37.01	21.66	0.176	1.000	Pass
			1	160	0	0	21.5	-36.94	21.5	0.170	1.000	Pass

15MHz(LTE) + 100MHz(NR)	MCH	PI2 BPSK	135	67	0	0	21.5	-37.05	21.5	0.170	1.000	Pass
			1	1	0	0	21.57	-37.01	21.57	0.173	1.000	Pass
			1	271	0	0	21.31	-37.04	21.31	0.163	1.000	Pass
		QPSK	135	67	0	0	21.51	-36.97	21.51	0.170	1.000	Pass
			1	1	0	0	21.79	-37.02	21.79	0.182	1.000	Pass
			1	271	0	0	21.5	-37.07	21.5	0.170	1.000	Pass

Test BW	Test Channel	Test Mode	NR UL RB No.	NR UL RB Pos.	LTE UL RB No.	LTE UL RB Pos.	NR Conducted Output Power (dBm)	LTE Conducted Output Power (dBm)	Total Conducted Output Power (dBm)	EIRP (W)	Limit (W)	Verdict
DC_18A_n77A (3550-3700 MHz)												
15MHz(LTE) + 20MHz(NR)	LCH	PI2 BPSK	25	12	0	0	18.67	-37.140	18.67	0.089	0.200	Pass
			1	1	0	0	18.62	-37.070	18.62	0.087	0.200	Pass
			1	49	0	0	18.55	-37.130	18.56	0.086	0.200	Pass
		QPSK	25	12	0	0	18.66	-37.150	18.66	0.088	0.200	Pass
			1	1	0	0	18.66	-37.110	18.66	0.088	0.200	Pass
			1	49	0	0	18.71	-37.090	18.72	0.090	0.200	Pass
	MCH	PI2 BPSK	25	12	0	0	18.62	-37.080	18.62	0.087	0.200	Pass
			1	1	0	0	18.48	-37.120	18.48	0.085	0.200	Pass
			1	49	0	0	18.46	-37.170	18.46	0.084	0.200	Pass
		QPSK	25	12	0	0	18.55	-37.110	18.55	0.086	0.200	Pass
			1	1	0	0	18.54	-37.130	18.54	0.086	0.200	Pass
			1	49	0	0	18.47	-37.150	18.47	0.085	0.200	Pass
	HCH	PI2 BPSK	25	12	0	0	18.65	-37.140	18.65	0.088	0.200	Pass
			1	1	0	0	18.51	-37.070	18.51	0.085	0.200	Pass
			1	49	0	0	18.52	-37.120	18.53	0.086	0.200	Pass
		QPSK	25	12	0	0	18.59	-37.090	18.59	0.087	0.200	Pass
			1	1	0	0	18.54	-37.080	18.54	0.086	0.200	Pass
			1	49	0	0	18.62	-37.160	18.62	0.087	0.200	Pass
15MHz(LTE) + 60MHz(NR)	LCH	PI2 BPSK	81	40	0	0	18.40	-37.130	18.40	0.083	0.200	Pass
			1	1	0	0	16.78	-37.100	16.78	0.057	0.200	Pass
			1	160	0	0	18.31	-37.150	18.31	0.081	0.200	Pass
		QPSK	81	40	0	0	18.42	-37.110	18.42	0.084	0.200	Pass
			1	1	0	0	18.56	-37.120	18.56	0.086	0.200	Pass
			1	160	0	0	18.40	-37.090	18.40	0.083	0.200	Pass
	MCH	PI2 BPSK	81	40	0	0	18.35	-37.110	18.35	0.082	0.200	Pass
			1	1	0	0	18.32	-37.150	18.33	0.082	0.200	Pass
			1	160	0	0	18.29	-37.150	18.29	0.081	0.200	Pass
		QPSK	81	40	0	0	18.41	-37.170	18.41	0.083	0.200	Pass
			1	1	0	0	18.47	-37.100	18.47	0.085	0.200	Pass
			1	160	0	0	18.29	-37.110	18.29	0.081	0.200	Pass
	HCH	PI2 BPSK	81	40	0	0	18.37	-37.100	18.37	0.083	0.200	Pass
			1	1	0	0	18.30	-37.130	18.30	0.081	0.200	Pass
			1	160	0	0	18.29	-37.100	18.29	0.081	0.200	Pass
		QPSK	81	40	0	0	18.26	-37.080	18.26	0.081	0.200	Pass
			1	1	0	0	18.33	-37.090	18.33	0.082	0.200	Pass
			1	160	0	0	18.34	-37.090	18.34	0.082	0.200	Pass

15MHz(LTE) + 100MHz(NR)	LCH	PI2 BPSK	135	67	0	0	18.32	-37.150	18.32	0.082	0.200	Pass
			1	1	0	0	18.32	-37.080	18.32	0.082	0.200	Pass
			1	271	0	0	18.15	-37.140	18.15	0.079	0.200	Pass
		QPSK	135	67	0	0	18.28	-37.130	18.28	0.081	0.200	Pass
			1	1	0	0	18.29	-37.140	18.29	0.081	0.200	Pass
			1	271	0	0	18.27	-37.130	18.27	0.081	0.200	Pass
	MCH	PI2 BPSK	135	67	0	0	18.25	-37.080	18.26	0.081	0.200	Pass
			1	1	0	0	18.27	-37.140	18.27	0.081	0.200	Pass
			1	271	0	0	18.18	-37.090	18.18	0.079	0.200	Pass
		QPSK	135	67	0	0	18.25	-37.130	18.25	0.080	0.200	Pass
			1	1	0	0	18.32	-37.180	18.32	0.082	0.200	Pass
			1	271	0	0	18.27	-37.170	18.27	0.081	0.200	Pass
	HCH	PI2 BPSK	135	67	0	0	18.22	-37.100	18.22	0.080	0.200	Pass
			1	1	0	0	18.29	-37.150	18.29	0.081	0.200	Pass
			1	271	0	0	18.26	-37.070	18.26	0.081	0.200	Pass
		QPSK	135	67	0	0	18.29	-37.100	18.29	0.081	0.200	Pass
			1	1	0	0	18.28	-37.080	18.28	0.081	0.200	Pass
			1	271	0	0	18.30	-37.070	18.30	0.081	0.200	Pass

Test BW	Test Channel	Test Mode	NR UL RB No.	NR UL RB Pos.	LTE UL RB No.	LTE UL RB Pos.	NR Conducted Output Power (dBm)	LTE Conducted Output Power (dBm)	Total Conducted Output Power (dBm)	EIRP (W)	Limit (W)	Verdict
DC_18A_n77A (3700-3980 MHz)												
15MHz(LTE) + 20MHz(NR)	LCH	PI2 BPSK	25	12	0	0	22.89	-37.720	22.89	0.234	1.000	Pass
			1	1	0	0	22.15	-37.680	22.15	0.197	1.000	Pass
			1	49	0	0	22.14	-37.710	22.14	0.197	1.000	Pass
		QPSK	25	12	0	0	22.01	-37.840	22.01	0.191	1.000	Pass
			1	1	0	0	22.17	-37.750	22.17	0.198	1.000	Pass
			1	49	0	0	22.20	-37.720	22.20	0.200	1.000	Pass
	MCH	PI2 BPSK	25	12	0	0	21.55	-37.720	21.55	0.172	1.000	Pass
			1	1	0	0	22.05	-37.630	22.05	0.193	1.000	Pass
			1	49	0	0	22.11	-37.750	22.11	0.195	1.000	Pass
		QPSK	25	12	0	0	22.08	-37.640	22.08	0.194	1.000	Pass
			1	1	0	0	22.00	-37.730	22.00	0.191	1.000	Pass
			1	49	0	0	22.15	-37.700	22.15	0.197	1.000	Pass
	HCH	PI2 BPSK	25	12	0	0	23.16	-37.700	23.17	0.249	1.000	Pass
			1	1	0	0	22.50	-37.720	22.50	0.214	1.000	Pass
			1	49	0	0	22.44	-37.710	22.44	0.211	1.000	Pass
		QPSK	25	12	0	0	22.86	-37.740	22.86	0.232	1.000	Pass
			1	1	0	0	22.35	-37.720	22.35	0.207	1.000	Pass
			1	49	0	0	22.43	-37.790	22.43	0.210	1.000	Pass
15MHz(LTE) + 60MHz(NR)	LCH	PI2 BPSK	81	40	0	0	22.30	-37.790	22.30	0.204	1.000	Pass
			1	1	0	0	22.13	-37.750	22.13	0.196	1.000	Pass
			1	160	0	0	21.95	-37.670	21.95	0.188	1.000	Pass
		QPSK	81	40	0	0	21.96	-37.690	21.96	0.189	1.000	Pass
			1	1	0	0	22.09	-37.700	22.09	0.195	1.000	Pass
			1	160	0	0	22.04	-37.750	22.04	0.192	1.000	Pass
	MCH	PI2 BPSK	81	40	0	0	21.51	-37.710	21.51	0.170	1.000	Pass
			1	1	0	0	21.91	-37.700	21.91	0.187	1.000	Pass
			1	160	0	0	21.81	-37.730	21.81	0.182	1.000	Pass
		QPSK	81	40	0	0	21.85	-37.730	21.85	0.184	1.000	Pass
			1	1	0	0	21.93	-37.740	21.93	0.187	1.000	Pass
			1	160	0	0	21.90	-37.730	21.90	0.186	1.000	Pass
	HCH	PI2 BPSK	81	40	0	0	22.43	-37.690	22.44	0.211	1.000	Pass
			1	1	0	0	22.34	-37.720	22.35	0.207	1.000	Pass
			1	160	0	0	21.80	-37.760	21.80	0.182	1.000	Pass
		QPSK	81	40	0	0	22.35	-37.740	22.35	0.207	1.000	Pass
			1	1	0	0	22.02	-37.750	22.02	0.191	1.000	Pass
			1	160	0	0	22.04	-37.730	22.04	0.192	1.000	Pass

15MHz(LTE) + 100MHz(NR)	LCH	PI2 BPSK	135	67	0	0	22.39	-37.690	22.39	0.208	1.000	Pass
			1	1	0	0	21.89	-37.710	21.89	0.186	1.000	Pass
			1	271	0	0	21.99	-37.680	21.99	0.190	1.000	Pass
		QPSK	135	67	0	0	22.01	-37.670	22.01	0.191	1.000	Pass
			1	1	0	0	21.91	-37.770	21.91	0.187	1.000	Pass
			1	271	0	0	22.01	-37.740	22.01	0.191	1.000	Pass
	MCH	PI2 BPSK	135	67	0	0	21.28	-37.710	21.28	0.161	1.000	Pass
			1	1	0	0	21.82	-37.750	21.82	0.183	1.000	Pass
			1	271	0	0	22.03	-37.690	22.03	0.192	1.000	Pass
		QPSK	135	67	0	0	21.76	-37.740	21.76	0.180	1.000	Pass
			1	1	0	0	21.83	-37.760	21.83	0.183	1.000	Pass
			1	271	0	0	22.11	-37.740	22.11	0.195	1.000	Pass
	HCH	PI2 BPSK	135	67	0	0	22.23	-37.690	22.23	0.201	1.000	Pass
			1	1	0	0	22.23	-37.690	22.23	0.201	1.000	Pass
			1	271	0	0	22.04	-37.690	22.04	0.192	1.000	Pass
		QPSK	135	67	0	0	22.03	-37.740	22.03	0.192	1.000	Pass
			1	1	0	0	21.96	-37.730	21.97	0.189	1.000	Pass
			1	271	0	0	22.11	-37.720	22.11	0.195	1.000	Pass

Test BW	Test Channel	Test Mode	NR UL RB No.	NR UL RB Pos.	LTE UL RB No.	LTE UL RB Pos.	NR Conducted Output Power (dBm)	LTE Conducted Output Power (dBm)	Total Conducted Output Power (dBm)	EIRP (W)	Limit (W)	Verdict
DC_19A_n77A (3450-3550 MHz)												
15MHz(LTE) + 20MHz(NR)	LCH	PI2 BPSK	25	12	0	0	22.55	-37.680	22.55	0.216	1.000	Pass
			1	1	0	0	22.42	-37.670	22.42	0.210	1.000	Pass
			1	49	0	0	22.25	-37.670	22.25	0.202	1.000	Pass
		QPSK	25	12	0	0	22.39	-37.690	22.39	0.208	1.000	Pass
			1	1	0	0	22.39	-37.670	22.39	0.208	1.000	Pass
			1	49	0	0	22.33	-37.690	22.33	0.206	1.000	Pass
	MCH	PI2 BPSK	25	12	0	0	22.42	-37.660	22.42	0.210	1.000	Pass
			1	1	0	0	22.29	-37.690	22.29	0.204	1.000	Pass
			1	49	0	0	22.33	-37.760	22.33	0.206	1.000	Pass
		QPSK	25	12	0	0	22.31	-37.630	22.31	0.205	1.000	Pass
			1	1	0	0	22.38	-37.710	22.38	0.208	1.000	Pass
			1	49	0	0	22.30	-37.720	22.30	0.204	1.000	Pass
	HCH	PI2 BPSK	25	12	0	0	21.92	-37.680	21.92	0.187	1.000	Pass
			1	1	0	0	22.35	-37.600	22.35	0.207	1.000	Pass
			1	49	0	0	22.32	-37.690	22.32	0.205	1.000	Pass
		QPSK	25	12	0	0	22.54	-37.700	22.54	0.216	1.000	Pass
			1	1	0	0	22.32	-37.680	22.32	0.205	1.000	Pass
			1	49	0	0	22.23	-37.640	22.23	0.201	1.000	Pass
15MHz(LTE) + 60MHz(NR)	LCH	PI2 BPSK	81	40	0	0	22.48	-37.720	22.48	0.213	1.000	Pass
			1	1	0	0	22.18	-37.670	22.18	0.199	1.000	Pass
			1	160	0	0	21.99	-37.730	21.99	0.190	1.000	Pass
		QPSK	81	40	0	0	22.41	-37.740	22.41	0.209	1.000	Pass
			1	1	0	0	22.29	-37.690	22.29	0.204	1.000	Pass
			1	160	0	0	22.14	-37.660	22.14	0.197	1.000	Pass
	MCH	PI2 BPSK	81	40	0	0	22.33	-37.660	22.33	0.206	1.000	Pass
			1	1	0	0	22.34	-37.710	22.34	0.206	1.000	Pass
			1	160	0	0	22.17	-37.750	22.17	0.198	1.000	Pass
		QPSK	81	40	0	0	22.09	-37.730	22.09	0.195	1.000	Pass
			1	1	0	0	22.33	-37.640	22.33	0.206	1.000	Pass
			1	160	0	0	22.23	-37.710	22.23	0.201	1.000	Pass
	HCH	PI2 BPSK	81	40	0	0	22.21	-24.770	22.21	0.200	1.000	Pass
			1	1	0	0	22.14	-37.660	22.15	0.197	1.000	Pass
			1	160	0	0	22.04	-37.680	22.04	0.192	1.000	Pass
		QPSK	81	40	0	0	22.14	-37.720	22.14	0.197	1.000	Pass
			1	1	0	0	22.40	-37.690	22.40	0.209	1.000	Pass
			1	160	0	0	22.10	-37.620	22.10	0.195	1.000	Pass

15MHz(LTE) + 100MHz(NR)	MCH	PI2 BPSK	135	67	0	0	22.31	-37.700	22.31	0.205	1.000	Pass
			1	1	0	0	22.21	-37.760	22.21	0.200	1.000	Pass
			1	271	0	0	22.04	-37.710	22.04	0.192	1.000	Pass
		QPSK	135	67	0	0	22.13	-37.680	22.13	0.196	1.000	Pass
			1	1	0	0	22.11	-37.700	22.12	0.196	1.000	Pass
			1	271	0	0	22.07	-37.680	22.08	0.194	1.000	Pass

Test BW	Test Channel	Test Mode	NR UL RB No.	NR UL RB Pos.	LTE UL RB No.	LTE UL RB Pos.	NR Conducted Output Power (dBm)	LTE Conducted Output Power (dBm)	Total Conducted Output Power (dBm)	EIRP (W)	Limit (W)	Verdict
DC_19A_n77A (3550-3700 MHz)												
15MHz(LTE) + 20MHz(NR)	LCH	PI2 BPSK	25	12	0	0	18.57	-37.050	18.57	0.086	0.200	Pass
			1	1	0	0	18.48	-37.110	18.48	0.085	0.200	Pass
			1	49	0	0	18.59	-37.050	18.59	0.087	0.200	Pass
		QPSK	25	12	0	0	18.72	-37.080	18.72	0.090	0.200	Pass
			1	1	0	0	18.66	-37.110	18.66	0.088	0.200	Pass
			1	49	0	0	18.48	-37.100	18.48	0.085	0.200	Pass
	MCH	PI2 BPSK	25	12	0	0	18.53	-36.990	18.53	0.086	0.200	Pass
			1	1	0	0	16.73	-37.130	16.73	0.057	0.200	Pass
			1	49	0	0	16.79	-37.090	16.79	0.057	0.200	Pass
		QPSK	25	12	0	0	18.45	-37.100	18.45	0.084	0.200	Pass
			1	1	0	0	18.49	-37.140	18.49	0.085	0.200	Pass
			1	49	0	0	18.47	-37.000	18.47	0.085	0.200	Pass
	HCH	PI2 BPSK	25	12	0	0	18.54	-37.080	18.54	0.086	0.200	Pass
			1	1	0	0	18.61	-37.140	18.61	0.087	0.200	Pass
			1	49	0	0	18.52	-37.050	18.52	0.086	0.200	Pass
		QPSK	25	12	0	0	18.52	-37.100	18.52	0.086	0.200	Pass
			1	1	0	0	18.55	-37.100	18.55	0.086	0.200	Pass
			1	49	0	0	18.62	-37.150	18.62	0.087	0.200	Pass
15MHz(LTE) + 60MHz(NR)	LCH	PI2 BPSK	81	40	0	0	18.51	-37.020	18.51	0.085	0.200	Pass
			1	1	0	0	16.92	-37.060	16.92	0.059	0.200	Pass
			1	160	0	0	18.41	-37.150	18.41	0.083	0.200	Pass
		QPSK	81	40	0	0	18.46	-37.090	18.46	0.084	0.200	Pass
			1	1	0	0	18.51	-37.110	18.51	0.085	0.200	Pass
			1	160	0	0	18.47	-37.090	18.47	0.085	0.200	Pass
	MCH	PI2 BPSK	81	40	0	0	18.34	-37.070	18.34	0.082	0.200	Pass
			1	1	0	0	18.26	-37.060	18.26	0.081	0.200	Pass
			1	160	0	0	18.30	-37.160	18.30	0.081	0.200	Pass
		QPSK	81	40	0	0	18.30	-37.050	18.30	0.081	0.200	Pass
			1	1	0	0	18.40	-37.100	18.40	0.083	0.200	Pass
			1	160	0	0	18.33	-37.090	18.33	0.082	0.200	Pass
	HCH	PI2 BPSK	81	40	0	0	18.34	-37.150	18.34	0.082	0.200	Pass
			1	1	0	0	18.34	-37.050	18.34	0.082	0.200	Pass
			1	160	0	0	18.27	-37.100	18.27	0.081	0.200	Pass
		QPSK	81	40	0	0	18.31	-37.010	18.31	0.081	0.200	Pass
			1	1	0	0	18.37	-37.120	18.37	0.083	0.200	Pass
			1	160	0	0	18.37	-37.070	18.37	0.083	0.200	Pass

15MHz(LTE) + 100MHz(NR)	LCH	PI2 BPSK	135	67	0	0	18.26	-37.130	18.26	0.081	0.200	Pass
			1	1	0	0	18.21	-37.100	18.21	0.080	0.200	Pass
			1	271	0	0	18.15	-37.070	18.15	0.079	0.200	Pass
		QPSK	135	67	0	0	18.22	-37.060	18.22	0.080	0.200	Pass
			1	1	0	0	18.33	-37.120	18.33	0.082	0.200	Pass
			1	271	0	0	18.18	-37.160	18.18	0.079	0.200	Pass
	MCH	PI2 BPSK	135	67	0	0	18.15	-37.040	18.15	0.079	0.200	Pass
			1	1	0	0	18.25	-37.070	18.25	0.080	0.200	Pass
			1	271	0	0	18.12	-37.120	18.12	0.078	0.200	Pass
		QPSK	135	67	0	0	18.20	-37.010	18.20	0.079	0.200	Pass
			1	1	0	0	18.34	-37.170	18.34	0.082	0.200	Pass
			1	271	0	0	18.28	-37.110	18.28	0.081	0.200	Pass
	HCH	PI2 BPSK	135	67	0	0	18.17	-37.060	18.17	0.079	0.200	Pass
			1	1	0	0	18.24	-37.060	18.24	0.080	0.200	Pass
			1	271	0	0	18.26	-37.070	18.26	0.081	0.200	Pass
		QPSK	135	67	0	0	18.21	-37.110	18.21	0.080	0.200	Pass
			1	1	0	0	18.32	-37.120	18.32	0.082	0.200	Pass
			1	271	0	0	18.21	-37.010	18.21	0.080	0.200	Pass

Test BW	Test Channel	Test Mode	NR UL RB No.	NR UL RB Pos.	LTE UL RB No.	LTE UL RB Pos.	NR Conducted Output Power (dBm)	LTE Conducted Output Power (dBm)	Total Conducted Output Power (dBm)	EIRP (W)	Limit (W)	Verdict
DC_19A_n77A (3700-3980 MHz)												
15MHz(LTE) + 20MHz(NR)	LCH	PI2 BPSK	25	12	0	0	22.21	-37.710	22.21	0.200	1.000	Pass
			1	1	0	0	22.12	-37.720	22.12	0.196	1.000	Pass
			1	49	0	0	22.13	-37.730	22.13	0.196	1.000	Pass
		QPSK	25	12	0	0	22.01	-37.680	22.01	0.191	1.000	Pass
			1	1	0	0	22.18	-37.640	22.18	0.199	1.000	Pass
			1	49	0	0	22.06	-37.700	22.06	0.193	1.000	Pass
	MCH	PI2 BPSK	25	12	0	0	22.11	-37.720	22.11	0.195	1.000	Pass
			1	1	0	0	21.96	-37.670	21.96	0.189	1.000	Pass
			1	49	0	0	22.01	-37.710	22.01	0.191	1.000	Pass
		QPSK	25	12	0	0	22.10	-37.650	22.10	0.195	1.000	Pass
			1	1	0	0	22.12	-37.720	22.12	0.196	1.000	Pass
			1	49	0	0	22.08	-37.740	22.08	0.194	1.000	Pass
	HCH	PI2 BPSK	25	12	0	0	22.86	-37.700	22.86	0.232	1.000	Pass
			1	1	0	0	22.27	-37.690	22.27	0.203	1.000	Pass
			1	49	0	0	22.37	-37.750	22.37	0.207	1.000	Pass
		QPSK	25	12	0	0	22.59	-37.740	22.59	0.218	1.000	Pass
			1	1	0	0	22.40	-37.680	22.40	0.209	1.000	Pass
			1	49	0	0	22.38	-37.670	22.38	0.208	1.000	Pass
15MHz(LTE) + 60MHz(NR)	LCH	PI2 BPSK	81	40	0	0	23.13	-37.710	23.13	0.247	1.000	Pass
			1	1	0	0	22.16	-37.750	22.16	0.198	1.000	Pass
			1	160	0	0	21.93	-37.720	21.93	0.187	1.000	Pass
		QPSK	81	40	0	0	22.02	-37.730	22.02	0.191	1.000	Pass
			1	1	0	0	21.73	-37.710	21.73	0.179	1.000	Pass
			1	160	0	0	21.92	-37.690	21.92	0.187	1.000	Pass
	MCH	PI2 BPSK	81	40	0	0	21.43	-37.730	21.43	0.167	1.000	Pass
			1	1	0	0	21.88	-37.720	21.88	0.185	1.000	Pass
			1	160	0	0	21.79	-37.680	21.79	0.182	1.000	Pass
		QPSK	81	40	0	0	21.08	-37.710	21.08	0.154	1.000	Pass
			1	1	0	0	21.91	-37.700	21.91	0.187	1.000	Pass
			1	160	0	0	21.87	-37.730	21.87	0.185	1.000	Pass
	HCH	PI2 BPSK	81	40	0	0	22.32	-37.670	22.32	0.205	1.000	Pass
			1	1	0	0	22.16	-37.690	22.17	0.198	1.000	Pass
			1	160	0	0	21.69	-37.750	21.69	0.177	1.000	Pass
		QPSK	81	40	0	0	21.90	-37.660	21.90	0.186	1.000	Pass
			1	1	0	0	21.99	-37.660	21.99	0.190	1.000	Pass
			1	160	0	0	22.01	-37.660	22.01	0.191	1.000	Pass

15MHz(LTE) + 100MHz(NR)	LCH	PI2 BPSK	135	67	0	0	22.58	-37.710	22.58	0.218	1.000	Pass
			1	1	0	0	21.93	-37.700	21.93	0.187	1.000	Pass
			1	271	0	0	22.05	-37.820	22.05	0.193	1.000	Pass
		QPSK	135	67	0	0	21.84	-37.680	21.84	0.184	1.000	Pass
			1	1	0	0	21.99	-37.700	21.99	0.190	1.000	Pass
			1	271	0	0	22.11	-37.770	22.11	0.195	1.000	Pass
	MCH	PI2 BPSK	135	67	0	0	22.58	-37.710	22.58	0.218	1.000	Pass
			1	1	0	0	21.93	-37.700	21.93	0.187	1.000	Pass
			1	271	0	0	22.05	-37.820	22.05	0.193	1.000	Pass
		QPSK	135	67	0	0	21.84	-37.680	21.84	0.184	1.000	Pass
			1	1	0	0	21.99	-37.700	21.99	0.190	1.000	Pass
			1	271	0	0	22.11	-37.770	22.11	0.195	1.000	Pass
	HCH	PI2 BPSK	135	67	0	0	22.58	-37.710	22.58	0.218	1.000	Pass
			1	1	0	0	21.93	-37.700	21.93	0.187	1.000	Pass
			1	271	0	0	22.05	-37.820	22.05	0.193	1.000	Pass
		QPSK	135	67	0	0	21.84	-37.680	21.84	0.184	1.000	Pass
			1	1	0	0	21.99	-37.700	21.99	0.190	1.000	Pass
			1	271	0	0	22.11	-37.770	22.11	0.195	1.000	Pass

Test BW	Test Channel	Test Mode	NR UL RB No.	NR UL RB Pos.	LTE UL RB No.	LTE UL RB Pos.	NR Conducted Output Power (dBm)	LTE Conducted Output Power (dBm)	Total Conducted Output Power (dBm)	EIRP (W)	Limit (W)	Verdict
DC_41A_n77A (3450-3550 MHz)												
20MHz(LTE) + 20MHz(NR)	LCH	PI2 BPSK	25	12	0	0	22.56	-35.540	22.56	0.217	1.000	Pass
			1	1	0	0	22.52	-35.480	22.52	0.215	1.000	Pass
			1	49	0	0	22.37	-35.530	22.37	0.207	1.000	Pass
		QPSK	25	12	0	0	22.49	-35.520	22.49	0.213	1.000	Pass
			1	1	0	0	22.54	-35.460	22.54	0.216	1.000	Pass
			1	49	0	0	22.32	-35.520	22.32	0.205	1.000	Pass
	MCH	PI2 BPSK	25	12	0	0	22.44	-35.340	22.44	0.211	1.000	Pass
			1	1	0	0	22.38	-35.290	22.38	0.208	1.000	Pass
			1	49	0	0	22.35	-35.330	22.35	0.207	1.000	Pass
		QPSK	25	12	0	0	22.30	-35.350	22.30	0.204	1.000	Pass
			1	1	0	0	22.36	-35.260	22.36	0.207	1.000	Pass
			1	49	0	0	22.65	-35.290	22.65	0.221	1.000	Pass
	HCH	PI2 BPSK	25	12	0	0	22.48	-35.340	22.48	0.213	1.000	Pass
			1	1	0	0	22.27	-35.400	22.27	0.203	1.000	Pass
			1	49	0	0	22.27	-35.310	22.27	0.203	1.000	Pass
QPSK		25	12	0	0	22.66	-35.310	22.66	0.222	1.000	Pass	
		1	1	0	0	22.24	-35.330	22.24	0.201	1.000	Pass	
		1	49	0	0	22.34	-35.390	22.34	0.206	1.000	Pass	
20MHz(LTE) + 60MHz(NR)	LCH	PI2 BPSK	81	40	0	0	22.60	-29.260	22.60	0.219	1.000	Pass
			1	1	0	0	22.23	-35.520	22.23	0.201	1.000	Pass
			1	160	0	0	22.07	-35.520	22.07	0.194	1.000	Pass
		QPSK	81	40	0	0	22.17	-35.460	22.17	0.198	1.000	Pass
			1	1	0	0	22.36	-35.510	22.36	0.207	1.000	Pass
			1	160	0	0	22.13	-35.500	22.13	0.196	1.000	Pass
	MCH	PI2 BPSK	81	40	0	0	22.48	-35.330	22.48	0.213	1.000	Pass
			1	1	0	0	22.26	-35.310	22.26	0.202	1.000	Pass
			1	160	0	0	22.11	-35.370	22.11	0.195	1.000	Pass
		QPSK	81	40	0	0	22.23	-35.360	22.24	0.201	1.000	Pass
			1	1	0	0	22.35	-35.330	22.35	0.207	1.000	Pass
			1	160	0	0	22.19	-35.350	22.19	0.199	1.000	Pass
	HCH	PI2 BPSK	81	40	0	0	21.70	-35.350	21.70	0.178	1.000	Pass
			1	1	0	0	22.42	-35.270	22.42	0.210	1.000	Pass
			1	160	0	0	22.04	-35.360	22.04	0.192	1.000	Pass
QPSK		81	40	0	0	22.50	-35.340	22.50	0.214	1.000	Pass	
		1	1	0	0	22.48	-35.310	22.48	0.213	1.000	Pass	
		1	160	0	0	22.07	-35.310	22.07	0.194	1.000	Pass	

20MHz(LTE) + 100MHz(NR)	LCH	PI2 BPSK	135	67	0	0	22.37	-35.450	22.37	0.207	1.000	Pass
			1	1	0	0	22.41	-35.500	22.41	0.209	1.000	Pass
			1	271	0	0	22.03	-35.480	22.03	0.192	1.000	Pass
		QPSK	135	67	0	0	21.95	-35.470	21.95	0.188	1.000	Pass
			1	1	0	0	22.19	-35.470	22.19	0.199	1.000	Pass
			1	271	0	0	21.95	-35.530	21.95	0.188	1.000	Pass
	MCH	PI2 BPSK	135	67	0	0	21.47	-26.290	21.47	0.169	1.000	Pass
			1	1	0	0	22.20	-35.280	22.20	0.200	1.000	Pass
			1	271	0	0	21.93	-35.360	21.93	0.187	1.000	Pass
		QPSK	135	67	0	0	22.08	-35.310	22.08	0.194	1.000	Pass
			1	1	0	0	22.23	-35.330	22.23	0.201	1.000	Pass
			1	271	0	0	21.99	-35.370	21.99	0.190	1.000	Pass
	HCH	PI2 BPSK	135	67	0	0	22.42	-35.340	22.42	0.210	1.000	Pass
			1	1	0	0	22.26	-35.330	22.26	0.202	1.000	Pass
			1	271	0	0	21.92	-35.350	21.92	0.187	1.000	Pass
		QPSK	135	67	0	0	22.13	-35.370	22.13	0.196	1.000	Pass
			1	1	0	0	22.23	-35.300	22.23	0.201	1.000	Pass
			1	271	0	0	22.00	-35.340	22.00	0.191	1.000	Pass

Test BW	Test Channel	Test Mode	NR UL RB No.	NR UL RB Pos.	LTE UL RB No.	LTE UL RB Pos.	NR Conducted Output Power (dBm)	LTE Conducted Output Power (dBm)	Total Conducted Output Power (dBm)	EIRP (W)	Limit (W)	Verdict
DC_41A_n77A (3550-3700 MHz)												
20MHz(LTE) + 20MHz(NR)	LCH	PI2 BPSK	25	12	0	0	18.94	-34.650	18.94	0.094	0.200	Pass
			1	1	0	0	18.82	-34.640	18.82	0.092	0.200	Pass
			1	49	0	0	18.88	-34.620	18.88	0.093	0.200	Pass
		QPSK	25	12	0	0	18.97	-34.640	18.97	0.095	0.200	Pass
			1	1	0	0	18.91	-34.660	18.91	0.094	0.200	Pass
			1	49	0	0	18.86	-34.680	18.86	0.092	0.200	Pass
	MCH	PI2 BPSK	25	12	0	0	18.79	-34.530	18.79	0.091	0.200	Pass
			1	1	0	0	18.75	-34.560	18.75	0.090	0.200	Pass
			1	49	0	0	18.78	-34.560	18.78	0.091	0.200	Pass
		QPSK	25	12	0	0	18.82	-34.470	18.82	0.092	0.200	Pass
			1	1	0	0	18.83	-34.510	18.83	0.092	0.200	Pass
			1	49	0	0	18.82	-34.540	18.82	0.092	0.200	Pass
	HCH	PI2 BPSK	25	12	0	0	19.01	-34.540	19.01	0.096	0.200	Pass
			1	1	0	0	18.85	-34.550	18.85	0.092	0.200	Pass
			1	49	0	0	18.82	-34.550	18.82	0.092	0.200	Pass
		QPSK	25	12	0	0	19.00	-34.480	19.00	0.095	0.200	Pass
			1	1	0	0	18.97	-34.480	18.97	0.095	0.200	Pass
			1	49	0	0	18.86	-34.530	18.86	0.092	0.200	Pass
20MHz(LTE) + 60MHz(NR)	LCH	PI2 BPSK	81	40	0	0	18.67	-34.650	18.67	0.089	0.200	Pass
			1	1	0	0	17.13	-34.690	17.13	0.062	0.200	Pass
			1	160	0	0	18.74	-34.610	18.74	0.090	0.200	Pass
		QPSK	81	40	0	0	18.77	-34.700	18.77	0.091	0.200	Pass
			1	1	0	0	18.73	-34.590	18.73	0.090	0.200	Pass
			1	160	0	0	18.72	-34.670	18.72	0.090	0.200	Pass
	MCH	PI2 BPSK	81	40	0	0	18.65	-34.540	18.65	0.088	0.200	Pass
			1	1	0	0	18.62	-34.490	18.62	0.087	0.200	Pass
			1	160	0	0	18.58	-34.480	18.58	0.087	0.200	Pass
		QPSK	81	40	0	0	18.65	-34.570	18.65	0.088	0.200	Pass
			1	1	0	0	18.67	-34.440	18.67	0.089	0.200	Pass
			1	160	0	0	18.60	-34.480	18.60	0.087	0.200	Pass
	HCH	PI2 BPSK	81	40	0	0	18.70	-34.500	18.70	0.089	0.200	Pass
			1	1	0	0	18.74	-34.530	18.74	0.090	0.200	Pass
			1	160	0	0	18.70	-34.530	18.70	0.089	0.200	Pass
		QPSK	81	40	0	0	18.73	-34.510	18.73	0.090	0.200	Pass
			1	1	0	0	18.75	-34.510	18.75	0.090	0.200	Pass
			1	160	0	0	18.72	-34.480	18.72	0.090	0.200	Pass

20MHz(LTE) + 100MHz(NR)	LCH	PI2 BPSK	135	67	0	0	18.64	-34.670	18.64	0.088	0.200	Pass
			1	1	0	0	18.55	-34.610	18.55	0.086	0.200	Pass
			1	271	0	0	18.62	-34.650	18.62	0.087	0.200	Pass
		QPSK	135	67	0	0	18.59	-34.680	18.59	0.087	0.200	Pass
			1	1	0	0	18.65	-34.670	18.65	0.088	0.200	Pass
			1	271	0	0	18.65	-34.700	18.65	0.088	0.200	Pass
	MCH	PI2 BPSK	135	67	0	0	18.60	-34.510	18.60	0.087	0.200	Pass
			1	1	0	0	18.61	-34.530	18.61	0.087	0.200	Pass
			1	271	0	0	18.61	-34.570	18.62	0.087	0.200	Pass
		QPSK	135	67	0	0	18.59	-34.570	18.59	0.087	0.200	Pass
			1	1	0	0	18.74	-34.560	18.74	0.090	0.200	Pass
			1	271	0	0	18.72	-34.560	18.72	0.090	0.200	Pass
	HCH	PI2 BPSK	135	67	0	0	18.62	-34.540	18.62	0.087	0.200	Pass
			1	1	0	0	18.62	-34.520	18.62	0.087	0.200	Pass
			1	271	0	0	18.67	-34.460	18.67	0.089	0.200	Pass
		QPSK	135	67	0	0	18.71	-34.490	18.71	0.089	0.200	Pass
			1	1	0	0	18.84	-34.520	18.84	0.092	0.200	Pass
			1	271	0	0	18.61	-34.470	18.61	0.087	0.200	Pass

Test BW	Test Channel	Test Mode	NR UL RB No.	NR UL RB Pos.	LTE UL RB No.	LTE UL RB Pos.	NR Conducted Output Power (dBm)	LTE Conducted Output Power (dBm)	Total Conducted Output Power (dBm)	EIRP (W)	Limit (W)	Verdict
DC_41A_n77A (3700-3980 MHz)												
20MHz(LTE) + 20MHz(NR)	LCH	PI2 BPSK	25	12	0	0	22.36	-35.490	22.36	0.207	1.000	Pass
			1	1	0	0	22.01	-35.510	22.01	0.191	1.000	Pass
			1	49	0	0	22.09	-35.480	22.10	0.195	1.000	Pass
		QPSK	25	12	0	0	22.04	-35.540	22.04	0.192	1.000	Pass
			1	1	0	0	22.31	-35.480	22.31	0.205	1.000	Pass
			1	49	0	0	22.21	-35.540	22.21	0.200	1.000	Pass
	MCH	PI2 BPSK	25	12	0	0	21.42	-35.320	21.42	0.167	1.000	Pass
			1	1	0	0	22.02	-35.360	22.02	0.191	1.000	Pass
			1	49	0	0	22.06	-35.400	22.06	0.193	1.000	Pass
		QPSK	25	12	0	0	22.41	-35.340	22.41	0.209	1.000	Pass
			1	1	0	0	22.16	-35.350	22.17	0.198	1.000	Pass
			1	49	0	0	22.22	-35.290	22.22	0.200	1.000	Pass
	HCH	PI2 BPSK	25	12	0	0	22.49	-35.360	22.49	0.213	1.000	Pass
			1	1	0	0	22.43	-35.320	22.43	0.210	1.000	Pass
			1	49	0	0	22.49	-35.330	22.49	0.213	1.000	Pass
		QPSK	25	12	0	0	22.80	-35.330	22.80	0.229	1.000	Pass
			1	1	0	0	22.60	-35.250	22.60	0.219	1.000	Pass
			1	49	0	0	22.46	-35.280	22.47	0.212	1.000	Pass
20MHz(LTE) + 60MHz(NR)	LCH	PI2 BPSK	81	40	0	0	22.56	-35.490	22.56	0.217	1.000	Pass
			1	1	0	0	22.14	-35.490	22.14	0.197	1.000	Pass
			1	160	0	0	22.17	-35.480	22.17	0.198	1.000	Pass
		QPSK	81	40	0	0	21.92	-35.490	21.92	0.187	1.000	Pass
			1	1	0	0	22.16	-35.450	22.16	0.198	1.000	Pass
			1	160	0	0	22.04	-35.470	22.04	0.192	1.000	Pass
	MCH	PI2 BPSK	81	40	0	0	22.50	-35.310	22.50	0.214	1.000	Pass
			1	1	0	0	21.99	-35.310	21.99	0.190	1.000	Pass
			1	160	0	0	21.89	-35.340	21.89	0.186	1.000	Pass
		QPSK	81	40	0	0	22.07	-35.330	22.07	0.194	1.000	Pass
			1	1	0	0	22.08	-35.290	22.08	0.194	1.000	Pass
			1	160	0	0	21.98	-35.340	21.98	0.190	1.000	Pass
	HCH	PI2 BPSK	81	40	0	0	22.84	-35.360	22.84	0.231	1.000	Pass
			1	1	0	0	22.09	-35.330	22.09	0.195	1.000	Pass
			1	160	0	0	21.35	-35.350	21.35	0.164	1.000	Pass
		QPSK	81	40	0	0	22.34	-35.340	22.35	0.207	1.000	Pass
			1	1	0	0	22.15	-35.310	22.15	0.197	1.000	Pass
			1	160	0	0	22.07	-35.290	22.07	0.194	1.000	Pass

20MHz(LTE) + 100MHz(NR)	LCH	PI2 BPSK	135	67	0	0	23.62	-35.530	23.62	0.277	1.000	Pass
			1	1	0	0	22.11	-35.490	22.11	0.195	1.000	Pass
			1	271	0	0	22.06	-35.480	22.06	0.193	1.000	Pass
		QPSK	135	67	0	0	22.01	-35.470	22.01	0.191	1.000	Pass
			1	1	0	0	22.01	-35.470	22.01	0.191	1.000	Pass
			1	271	0	0	22.10	-35.470	22.10	0.195	1.000	Pass
	MCH	PI2 BPSK	135	67	0	0	22.01	-35.300	22.01	0.191	1.000	Pass
			1	1	0	0	21.86	-35.340	21.87	0.185	1.000	Pass
			1	271	0	0	22.06	-35.340	22.06	0.193	1.000	Pass
		QPSK	135	67	0	0	21.80	-35.340	21.80	0.182	1.000	Pass
			1	1	0	0	21.98	-35.370	21.98	0.190	1.000	Pass
			1	271	0	0	22.04	-35.340	22.04	0.192	1.000	Pass
	HCH	PI2 BPSK	135	67	0	0	22.88	-35.320	22.88	0.233	1.000	Pass
			1	1	0	0	21.87	-35.320	21.87	0.185	1.000	Pass
			1	271	0	0	22.11	-35.340	22.11	0.195	1.000	Pass
		QPSK	135	67	0	0	22.61	-35.320	22.61	0.219	1.000	Pass
			1	1	0	0	22.02	-35.320	22.02	0.191	1.000	Pass
			1	271	0	0	22.18	-35.350	22.18	0.199	1.000	Pass

Test BW	Test Channel	Test Mode	NR UL RB No.	NR UL RB Pos.	LTE UL RB No.	LTE UL RB Pos.	NR Conducted Output Power (dBm)	LTE Conducted Output Power (dBm)	Total Conducted Output Power (dBm)	EIRP (W)	Limit (W)	Verdict
DC_42A_n77A (3450-3550 MHz)												
20MHz(LTE) + 20MHz(NR)	LCH	PI2 BPSK	25	12	0	0	20.28	-34.910	20.28	0.128	1.000	Pass
			1	1	0	0	20.22	-34.590	20.22	0.126	1.000	Pass
			1	49	0	0	20.26	-34.930	20.26	0.128	1.000	Pass
		QPSK	25	12	0	0	20.25	-34.880	20.25	0.127	1.000	Pass
			1	1	0	0	20.15	-34.360	20.15	0.124	1.000	Pass
			1	49	0	0	20.30	-34.770	20.31	0.129	1.000	Pass
	MCH	PI2 BPSK	25	12	0	0	20.46	-35.670	20.47	0.134	1.000	Pass
			1	1	0	0	20.42	-35.660	20.42	0.132	1.000	Pass
			1	49	0	0	20.37	-35.650	20.37	0.131	1.000	Pass
		QPSK	25	12	0	0	20.40	-35.710	20.40	0.132	1.000	Pass
			1	1	0	0	20.43	-35.650	20.44	0.133	1.000	Pass
			1	49	0	0	20.42	-35.620	20.42	0.132	1.000	Pass
	HCH	PI2 BPSK	25	12	0	0	20.09	-35.580	20.10	0.123	1.000	Pass
			1	1	0	0	20.16	-35.640	20.16	0.125	1.000	Pass
			1	49	0	0	19.90	-35.650	19.90	0.117	1.000	Pass
		QPSK	25	12	0	0	20.11	-35.620	20.11	0.123	1.000	Pass
			1	1	0	0	20.12	-35.630	20.12	0.124	1.000	Pass
			1	49	0	0	19.98	-35.640	19.98	0.120	1.000	Pass
20MHz(LTE) + 60MHz(NR)	LCH	PI2 BPSK	81	40	0	0	20.20	-35.620	20.20	0.126	1.000	Pass
			1	1	0	0	19.97	-35.730	19.97	0.119	1.000	Pass
			1	160	0	0	20.21	-35.580	20.21	0.126	1.000	Pass
		QPSK	81	40	0	0	20.20	-35.670	20.20	0.126	1.000	Pass
			1	1	0	0	20.08	-35.630	20.08	0.122	1.000	Pass
			1	160	0	0	20.34	-35.700	20.34	0.130	1.000	Pass
	MCH	PI2 BPSK	81	40	0	0	20.18	-35.720	20.18	0.125	1.000	Pass
			1	1	0	0	20.13	-35.680	20.13	0.124	1.000	Pass
			1	160	0	0	18.94	-35.730	18.94	0.094	1.000	Pass
		QPSK	81	40	0	0	19.28	-35.740	19.28	0.102	1.000	Pass
			1	1	0	0	19.28	-35.730	19.28	0.102	1.000	Pass
			1	160	0	0	18.96	-35.690	18.96	0.095	1.000	Pass
	HCH	PI2 BPSK	81	40	0	0	18.89	-35.620	18.89	0.093	1.000	Pass
			1	1	0	0	19.25	-35.620	19.25	0.101	1.000	Pass
			1	160	0	0	18.39	-35.680	18.40	0.083	1.000	Pass
		QPSK	81	40	0	0	19.04	-35.600	19.04	0.096	1.000	Pass
			1	1	0	0	19.37	-35.610	19.37	0.104	1.000	Pass
			1	160	0	0	18.55	-35.590	18.55	0.086	1.000	Pass

20MHz(LTE) + 100MHz(NR)	LCH	PI2 BPSK	135	67	0	0	18.96	-35.670	18.96	0.095	1.000	Pass
			1	1	0	0	18.83	-35.670	18.83	0.092	1.000	Pass
			1	271	0	0	18.22	-35.640	18.22	0.080	1.000	Pass
		QPSK	135	67	0	0	18.77	-35.610	18.77	0.091	1.000	Pass
			1	1	0	0	18.80	-35.670	18.80	0.091	1.000	Pass
			1	271	0	0	18.33	-35.680	18.33	0.082	1.000	Pass
	MCH	PI2 BPSK	135	67	0	0	18.70	-35.680	18.70	0.089	1.000	Pass
			1	1	0	0	18.54	-35.710	18.54	0.086	1.000	Pass
			1	271	0	0	18.16	-35.700	18.16	0.079	1.000	Pass
		QPSK	135	67	0	0	18.74	-35.760	18.74	0.090	1.000	Pass
			1	1	0	0	18.68	-35.700	18.68	0.089	1.000	Pass
			1	271	0	0	18.20	-35.690	18.20	0.079	1.000	Pass
	HCH	PI2 BPSK	135	67	0	0	18.73	-35.630	18.73	0.090	1.000	Pass
			1	1	0	0	18.61	-35.630	18.61	0.087	1.000	Pass
			1	271	0	0	18.23	-35.620	18.23	0.080	1.000	Pass
		QPSK	135	67	0	0	18.64	-35.660	18.64	0.088	1.000	Pass
			1	1	0	0	18.51	-35.610	18.51	0.085	1.000	Pass
			1	271	0	0	18.15	-35.620	18.15	0.079	1.000	Pass

Test BW	Test Channel	Test Mode	NR UL RB No.	NR UL RB Pos.	LTE UL RB No.	LTE UL RB Pos.	NR Conducted Output Power (dBm)	LTE Conducted Output Power (dBm)	Total Conducted Output Power (dBm)	EIRP (W)	Limit (W)	Verdict
DC_42A_n77A (3550-3700 MHz)												
20MHz(LTE) + 20MHz(NR)	LCH	PI2 BPSK	25	12	0	0	19.80	-34.790	19.81	0.115	0.200	Pass
			1	1	0	0	19.69	-34.920	19.69	0.112	0.200	Pass
			1	49	0	0	19.66	-34.900	19.66	0.111	0.200	Pass
		QPSK	25	12	0	0	19.77	-34.840	19.77	0.114	0.200	Pass
			1	1	0	0	19.66	-34.940	19.66	0.111	0.200	Pass
			1	49	0	0	19.83	-34.930	19.83	0.116	0.200	Pass
	MCH	PI2 BPSK	25	12	0	0	19.47	-34.790	19.47	0.106	0.200	Pass
			1	1	0	0	19.35	-34.800	19.35	0.104	0.200	Pass
			1	49	0	0	19.31	-34.770	19.31	0.103	0.200	Pass
		QPSK	25	12	0	0	19.45	-34.750	19.45	0.106	0.200	Pass
			1	1	0	0	19.46	-34.810	19.46	0.106	0.200	Pass
			1	49	0	0	19.42	-34.800	19.42	0.105	0.200	Pass
	HCH	PI2 BPSK	25	12	0	0	19.26	-34.450	19.26	0.101	0.200	Pass
			1	1	0	0	19.14	-34.430	19.14	0.099	0.200	Pass
			1	49	0	0	19.23	-34.630	19.23	0.101	0.200	Pass
		QPSK	25	12	0	0	19.24	-34.450	19.24	0.101	0.200	Pass
			1	1	0	0	19.16	-34.470	19.16	0.099	0.200	Pass
			1	49	0	0	19.24	-34.690	19.24	0.101	0.200	Pass
20MHz(LTE) + 60MHz(NR)	LCH	PI2 BPSK	81	40	0	0	19.46	-34.870	19.46	0.106	0.200	Pass
			1	1	0	0	19.59	-34.900	19.59	0.109	0.200	Pass
			1	160	0	0	19.32	-34.890	19.32	0.103	0.200	Pass
		QPSK	81	40	0	0	19.60	-34.810	19.60	0.110	0.200	Pass
			1	1	0	0	19.68	-34.900	19.69	0.112	0.200	Pass
			1	160	0	0	19.32	-34.950	19.32	0.103	0.200	Pass
	MCH	PI2 BPSK	81	40	0	0	19.12	-34.690	19.12	0.098	0.200	Pass
			1	1	0	0	19.23	-34.480	19.23	0.101	0.200	Pass
			1	160	0	0	18.85	-34.790	18.85	0.092	0.200	Pass
		QPSK	81	40	0	0	19.02	-34.280	19.02	0.096	0.200	Pass
			1	1	0	0	19.21	-34.460	19.21	0.100	0.200	Pass
			1	160	0	0	18.98	-34.790	18.98	0.095	0.200	Pass
	HCH	PI2 BPSK	81	40	0	0	18.99	-33.060	18.99	0.095	0.200	Pass
			1	1	0	0	19.08	-24.860	19.08	0.097	0.200	Pass
			1	160	0	0	19.01	-34.310	19.01	0.096	0.200	Pass
		QPSK	81	40	0	0	18.94	-32.320	18.94	0.094	0.200	Pass
			1	1	0	0	19.13	-24.070	19.13	0.098	0.200	Pass
			1	160	0	0	19.06	-34.340	19.06	0.097	0.200	Pass

20MHz(LTE) + 100MHz(NR)	LCH	PI2 BPSK	135	67	0	0	19.22	-34.640	19.22	0.100	0.200	Pass
			1	1	0	0	19.31	-34.720	19.31	0.103	0.200	Pass
			1	271	0	0	18.87	-34.860	18.87	0.093	0.200	Pass
		QPSK	135	67	0	0	19.21	-34.300	19.21	0.100	0.200	Pass
			1	1	0	0	19.35	-34.710	19.35	0.104	0.200	Pass
			1	271	0	0	18.88	-34.910	18.88	0.093	0.200	Pass
	MCH	PI2 BPSK	135	67	0	0	19.12	-33.440	19.12	0.098	0.200	Pass
			1	1	0	0	19.25	-33.420	19.26	0.101	0.200	Pass
			1	271	0	0	18.88	-34.530	18.88	0.093	0.200	Pass
		QPSK	135	67	0	0	19.11	-33.090	19.11	0.098	0.200	Pass
			1	1	0	0	19.34	-33.090	19.34	0.103	0.200	Pass
			1	271	0	0	18.89	-34.530	18.89	0.093	0.200	Pass
	HCH	PI2 BPSK	135	67	0	0	19.07	-22.040	19.08	0.097	0.200	Pass
			1	1	0	0	19.30	-21.420	19.30	0.102	0.200	Pass
			1	271	0	0	19.01	-34.100	19.01	0.096	0.200	Pass
		QPSK	135	67	0	0	19.11	-21.200	19.11	0.098	0.200	Pass
			1	1	0	0	19.25	-20.550	19.25	0.101	0.200	Pass
			1	271	0	0	18.97	-34.080	18.97	0.095	0.200	Pass

Test BW	Test Channel	Test Mode	NR UL RB No.	NR UL RB Pos.	LTE UL RB No.	LTE UL RB Pos.	NR Conducted Output Power (dBm)	LTE Conducted Output Power (dBm)	Total Conducted Output Power (dBm)	EIRP (W)	Limit (W)	Verdict
DC_42A_n77A (3700-3980 MHz)												
20MHz(LTE) + 20MHz(NR)	LCH	PI2 BPSK	25	12	0	0	21.86	-35.690	21.87	0.185	1.000	Pass
			1	1	0	0	22.00	-35.770	22.01	0.191	1.000	Pass
			1	49	0	0	21.75	-35.700	21.75	0.180	1.000	Pass
		QPSK	25	12	0	0	22.17	-35.760	22.17	0.198	1.000	Pass
			1	1	0	0	22.08	-35.750	22.08	0.194	1.000	Pass
			1	49	0	0	21.95	-35.740	21.95	0.188	1.000	Pass
	MCH	PI2 BPSK	25	12	0	0	22.04	-35.740	22.04	0.192	1.000	Pass
			1	1	0	0	22.20	-35.750	22.20	0.200	1.000	Pass
			1	49	0	0	22.21	-35.730	22.21	0.200	1.000	Pass
		QPSK	25	12	0	0	22.34	-35.770	22.34	0.206	1.000	Pass
			1	1	0	0	22.35	-35.770	22.35	0.207	1.000	Pass
			1	49	0	0	22.28	-35.770	22.28	0.203	1.000	Pass
	HCH	PI2 BPSK	25	12	0	0	21.94	-35.670	21.94	0.188	1.000	Pass
			1	1	0	0	21.83	-35.710	21.83	0.183	1.000	Pass
			1	49	0	0	21.86	-35.630	21.86	0.185	1.000	Pass
		QPSK	25	12	0	0	21.75	-35.660	21.75	0.180	1.000	Pass
			1	1	0	0	21.36	-35.700	21.37	0.165	1.000	Pass
			1	49	0	0	21.43	-35.690	21.43	0.167	1.000	Pass
20MHz(LTE) + 60MHz(NR)	LCH	PI2 BPSK	81	40	0	0	20.76	-35.750	20.76	0.143	1.000	Pass
			1	1	0	0	21.31	-35.750	21.31	0.163	1.000	Pass
			1	160	0	0	21.07	-35.700	21.07	0.154	1.000	Pass
		QPSK	81	40	0	0	21.22	-35.700	21.22	0.159	1.000	Pass
			1	1	0	0	21.37	-35.750	21.38	0.165	1.000	Pass
			1	160	0	0	21.17	-35.760	21.17	0.157	1.000	Pass
	MCH	PI2 BPSK	81	40	0	0	21.54	-35.740	21.54	0.171	1.000	Pass
			1	1	0	0	21.45	-35.700	21.45	0.168	1.000	Pass
			1	160	0	0	21.34	-35.730	21.35	0.164	1.000	Pass
		QPSK	81	40	0	0	21.54	-35.780	21.54	0.171	1.000	Pass
			1	1	0	0	21.55	-35.710	21.55	0.172	1.000	Pass
			1	160	0	0	21.39	-35.760	21.39	0.166	1.000	Pass
	HCH	PI2 BPSK	81	40	0	0	21.07	-35.660	21.07	0.154	1.000	Pass
			1	1	0	0	20.64	-35.700	20.64	0.139	1.000	Pass
			1	160	0	0	21.30	-35.630	21.30	0.162	1.000	Pass
		QPSK	81	40	0	0	21.18	-35.660	21.18	0.158	1.000	Pass
			1	1	0	0	20.84	-35.620	20.84	0.146	1.000	Pass
			1	160	0	0	21.26	-35.700	21.26	0.161	1.000	Pass

20MHz(LTE) + 100MHz(NR)	LCH	PI2 BPSK	135	67	0	0	22.07	-35.740	22.07	0.194	1.000	Pass
			1	1	0	0	21.50	-35.760	21.50	0.170	1.000	Pass
			1	271	0	0	21.67	-35.710	21.67	0.177	1.000	Pass
		QPSK	135	67	0	0	21.18	-35.700	21.18	0.158	1.000	Pass
			1	1	0	0	21.42	-35.730	21.42	0.167	1.000	Pass
			1	271	0	0	21.42	-35.740	21.42	0.167	1.000	Pass
	MCH	PI2 BPSK	135	67	0	0	22.04	-35.790	22.04	0.192	1.000	Pass
			1	1	0	0	21.02	-35.760	21.02	0.152	1.000	Pass
			1	271	0	0	21.68	-35.770	21.68	0.177	1.000	Pass
		QPSK	135	67	0	0	21.63	-35.740	21.63	0.175	1.000	Pass
			1	1	0	0	21.55	-35.780	21.55	0.172	1.000	Pass
			1	271	0	0	21.35	-35.730	21.35	0.164	1.000	Pass
	HCH	PI2 BPSK	135	67	0	0	20.49	-35.700	20.49	0.135	1.000	Pass
			1	1	0	0	21.96	-35.700	21.96	0.189	1.000	Pass
			1	271	0	0	21.00	-35.650	21.00	0.151	1.000	Pass
		QPSK	135	67	0	0	21.09	-35.630	21.09	0.155	1.000	Pass
			1	1	0	0	21.30	-35.680	21.30	0.162	1.000	Pass
			1	271	0	0	21.42	-35.640	21.42	0.167	1.000	Pass

Test BW	Test Channel	Test Mode	NR UL RB No.	NR UL RB Pos.	LTE UL RB No.	LTE UL RB Pos.	NR Conducted Output Power (dBm)	LTE Conducted Output Power (dBm)	Total Conducted Output Power (dBm)	EIRP (W)	Limit (W)	Verdict
DC_18A_n78A (3450-3550 MHz)												
15MHz(LTE) + 20MHz(NR)	LCH	PI2 BPSK	25	12	0	0	21.67	-37.02	21.67	0.177	1.000	Pass
			1	1	0	0	21.73	-37.02	21.73	0.179	1.000	Pass
			1	49	0	0	21.69	-37.06	21.69	0.177	1.000	Pass
		QPSK	25	12	0	0	21.71	-36.99	21.71	0.178	1.000	Pass
			1	1	0	0	21.88	-37.01	21.88	0.185	1.000	Pass
			1	49	0	0	21.77	-37.04	21.77	0.181	1.000	Pass
	MCH	PI2 BPSK	25	12	0	0	21.64	-37.11	21.64	0.175	1.000	Pass
			1	1	0	0	21.62	-37.03	21.62	0.175	1.000	Pass
			1	49	0	0	21.62	-36.96	21.62	0.175	1.000	Pass
		QPSK	25	12	0	0	21.69	-37.05	21.69	0.177	1.000	Pass
			1	1	0	0	21.64	-37.06	21.64	0.175	1.000	Pass
			1	49	0	0	21.7	-36.97	21.7	0.178	1.000	Pass
	HCH	PI2 BPSK	25	12	0	0	21.6	-36.99	21.6	0.174	1.000	Pass
			1	1	0	0	21.7	-37.03	21.71	0.178	1.000	Pass
			1	49	0	0	21.54	-36.96	21.54	0.171	1.000	Pass
		QPSK	25	12	0	0	21.56	-37.01	21.56	0.172	1.000	Pass
			1	1	0	0	21.6	-37.01	21.6	0.174	1.000	Pass
			1	49	0	0	21.67	-37.03	21.67	0.177	1.000	Pass
15MHz(LTE) + 50MHz(NR)	LCH	PI2 BPSK	64	32	0	0	21.69	-37.02	21.69	0.177	1.000	Pass
			1	1	0	0	21.69	-36.98	21.69	0.177	1.000	Pass
			1	131	0	0	21.79	-37.07	21.79	0.182	1.000	Pass
		QPSK	64	32	0	0	21.79	-37.04	21.79	0.182	1.000	Pass
			1	1	0	0	21.73	-37.03	21.73	0.179	1.000	Pass
			1	131	0	0	21.92	-37.03	21.92	0.187	1.000	Pass
	MCH	PI2 BPSK	64	32	0	0	21.57	-36.99	21.57	0.173	1.000	Pass
			1	1	0	0	21.32	-37.05	21.32	0.163	1.000	Pass
			1	131	0	0	21.4	-37	21.4	0.166	1.000	Pass
		QPSK	64	32	0	0	21.64	-37.06	21.64	0.175	1.000	Pass
			1	1	0	0	21.37	-37.09	21.37	0.165	1.000	Pass
			1	131	0	0	21.53	-37.03	21.53	0.171	1.000	Pass
	HCH	PI2 BPSK	64	32	0	0	21.49	-37.08	21.49	0.169	1.000	Pass
			1	1	0	0	21.49	-37.07	21.49	0.169	1.000	Pass
			1	131	0	0	21.29	-37	21.29	0.162	1.000	Pass
		QPSK	64	32	0	0	21.52	-37.06	21.52	0.171	1.000	Pass
			1	1	0	0	21.5	-37.01	21.5	0.170	1.000	Pass
			1	131	0	0	21.19	-37.04	21.19	0.158	1.000	Pass

15MHz(LTE) + 100MHz(NR)	MCH	PI2 BPSK	135	67	0	0	21.37	-37	21.37	0.165	1.000	Pass
			1	1	0	0	21.47	-37.02	21.47	0.169	1.000	Pass
			1	271	0	0	21.18	-37.02	21.18	0.158	1.000	Pass
		QPSK	135	67	0	0	21.4	-37.03	21.4	0.166	1.000	Pass
			1	1	0	0	21.68	-36.99	21.69	0.177	1.000	Pass
			1	271	0	0	21.26	-37.08	21.26	0.161	1.000	Pass

Test BW	Test Channel	Test Mode	NR UL RB No.	NR UL RB Pos.	LTE UL RB No.	LTE UL RB Pos.	NR Conducted Output Power (dBm)	LTE Conducted Output Power (dBm)	Total Conducted Output Power (dBm)	EIRP (W)	Limit (W)	Verdict
DC_18A_n78A (3550-3700 MHz)												
15MHz(LTE) + 20MHz(NR)	LCH	PI2 BPSK	25	12	0	0	18.99	-37.110	18.99	0.095	0.200	Pass
			1	1	0	0	18.93	-37.070	18.93	0.094	0.200	Pass
			1	49	0	0	18.87	-37.070	18.87	0.093	0.200	Pass
		QPSK	25	12	0	0	19.00	-37.070	19.00	0.095	0.200	Pass
			1	1	0	0	19.01	-37.160	19.01	0.096	0.200	Pass
			1	49	0	0	18.96	-37.080	18.96	0.095	0.200	Pass
	MCH	PI2 BPSK	25	12	0	0	18.96	-37.130	18.96	0.095	0.200	Pass
			1	1	0	0	18.80	-37.130	18.81	0.091	0.200	Pass
			1	49	0	0	18.82	-37.150	18.82	0.092	0.200	Pass
		QPSK	25	12	0	0	18.91	-37.140	18.91	0.094	0.200	Pass
			1	1	0	0	18.92	-37.100	18.92	0.094	0.200	Pass
			1	49	0	0	18.91	-37.140	18.91	0.094	0.200	Pass
	HCH	PI2 BPSK	25	12	0	0	19.05	-37.090	19.06	0.097	0.200	Pass
			1	1	0	0	18.94	-37.060	18.94	0.094	0.200	Pass
			1	49	0	0	19.07	-37.210	19.07	0.097	0.200	Pass
		QPSK	25	12	0	0	19.13	-37.070	19.13	0.098	0.200	Pass
			1	1	0	0	19.08	-37.070	19.08	0.097	0.200	Pass
			1	49	0	0	18.99	-37.020	18.99	0.095	0.200	Pass
15MHz(LTE) + 50MHz(NR)	LCH	PI2 BPSK	64	32	0	0	18.89	-37.110	18.89	0.093	0.200	Pass
			1	1	0	0	17.21	-37.120	17.22	0.063	0.200	Pass
			1	131	0	0	18.69	-37.160	18.69	0.089	0.200	Pass
		QPSK	64	32	0	0	18.82	-37.090	18.82	0.092	0.200	Pass
			1	1	0	0	18.93	-37.010	18.93	0.094	0.200	Pass
			1	131	0	0	18.63	-37.090	18.63	0.088	0.200	Pass
	MCH	PI2 BPSK	64	32	0	0	18.70	-37.150	18.70	0.089	0.200	Pass
			1	1	0	0	18.74	-37.160	18.74	0.090	0.200	Pass
			1	131	0	0	18.58	-37.140	18.58	0.087	0.200	Pass
		QPSK	64	32	0	0	18.73	-37.160	18.73	0.090	0.200	Pass
			1	1	0	0	18.67	-37.130	18.67	0.089	0.200	Pass
			1	131	0	0	18.72	-37.130	18.72	0.090	0.200	Pass
	HCH	PI2 BPSK	64	32	0	0	18.82	-37.130	18.82	0.092	0.200	Pass
			1	1	0	0	18.65	-37.100	18.65	0.088	0.200	Pass
			1	131	0	0	18.66	-37.100	18.66	0.088	0.200	Pass
		QPSK	64	32	0	0	18.80	-37.150	18.80	0.091	0.200	Pass
			1	1	0	0	18.82	-37.050	18.82	0.092	0.200	Pass
			1	131	0	0	18.75	-37.080	18.75	0.090	0.200	Pass

15MHz(LTE) + 100MHz(NR)	LCH	PI2 BPSK	135	67	0	0	18.66	-37.190	18.66	0.088	0.200	Pass
			1	1	0	0	18.68	-37.100	18.68	0.089	0.200	Pass
			1	271	0	0	18.68	-37.160	18.68	0.089	0.200	Pass
		QPSK	135	67	0	0	18.67	-37.030	18.67	0.089	0.200	Pass
			1	1	0	0	18.74	-37.100	18.74	0.090	0.200	Pass
			1	271	0	0	18.67	-37.050	18.67	0.089	0.200	Pass
	MCH	PI2 BPSK	135	67	0	0	18.69	-37.130	18.69	0.089	0.200	Pass
			1	1	0	0	18.64	-37.100	18.64	0.088	0.200	Pass
			1	271	0	0	18.67	-37.180	18.67	0.089	0.200	Pass
		QPSK	135	67	0	0	18.65	-37.090	18.65	0.088	0.200	Pass
			1	1	0	0	18.73	-37.090	18.73	0.090	0.200	Pass
			1	271	0	0	18.70	-37.120	18.70	0.089	0.200	Pass
	HCH	PI2 BPSK	135	67	0	0	18.70	-37.150	18.70	0.089	0.200	Pass
			1	1	0	0	18.77	-37.090	18.77	0.091	0.200	Pass
			1	271	0	0	18.79	-37.150	18.79	0.091	0.200	Pass
		QPSK	135	67	0	0	18.75	-37.150	18.75	0.090	0.200	Pass
			1	1	0	0	18.78	-37.110	18.78	0.091	0.200	Pass
			1	271	0	0	18.80	-37.110	18.80	0.091	0.200	Pass

Test BW	Test Channel	Test Mode	NR UL RB No.	NR UL RB Pos.	LTE UL RB No.	LTE UL RB Pos.	NR Conducted Output Power (dBm)	LTE Conducted Output Power (dBm)	Total Conducted Output Power (dBm)	EIRP (W)	Limit (W)	Verdict
DC_18A_n78A (3700-3800 MHz)												
15MHz(LTE) + 20MHz(NR)	LCH	PI2 BPSK	25	12	0	0	21.73	-37.02	21.73	0.179	1.000	Pass
			1	1	0	0	21.52	-37.07	21.53	0.171	1.000	Pass
			1	49	0	0	21.68	-37.03	21.68	0.177	1.000	Pass
		QPSK	25	12	0	0	21.71	-36.96	21.72	0.179	1.000	Pass
			1	1	0	0	21.6	-37.06	21.6	0.174	1.000	Pass
			1	49	0	0	21.68	-36.95	21.68	0.177	1.000	Pass
	MCH	PI2 BPSK	25	12	0	0	21.63	-37.03	21.63	0.175	1.000	Pass
			1	1	0	0	21.6	-37	21.6	0.174	1.000	Pass
			1	49	0	0	21.64	-37.05	21.64	0.175	1.000	Pass
		QPSK	25	12	0	0	21.68	-37.01	21.68	0.177	1.000	Pass
			1	1	0	0	21.65	-37.06	21.65	0.176	1.000	Pass
			1	49	0	0	21.73	-37.08	21.73	0.179	1.000	Pass
	HCH	PI2 BPSK	25	12	0	0	21.93	-37.07	21.93	0.187	1.000	Pass
			1	1	0	0	21.74	-37.05	21.74	0.179	1.000	Pass
			1	49	0	0	21.8	-36.99	21.8	0.182	1.000	Pass
		QPSK	25	12	0	0	21.88	-37.02	21.88	0.185	1.000	Pass
			1	1	0	0	21.89	-37.04	21.89	0.186	1.000	Pass
			1	49	0	0	21.82	-37.08	21.83	0.183	1.000	Pass
15MHz(LTE) + 50MHz(NR)	LCH	PI2 BPSK	64	32	0	0	21.78	-37.05	21.78	0.181	1.000	Pass
			1	1	0	0	21.44	-37.1	21.44	0.167	1.000	Pass
			1	131	0	0	21.34	-37.01	21.34	0.164	1.000	Pass
		QPSK	64	32	0	0	21.72	-36.98	21.72	0.179	1.000	Pass
			1	1	0	0	21.55	-37.06	21.55	0.172	1.000	Pass
			1	131	0	0	21.46	-37.02	21.46	0.168	1.000	Pass
	MCH	PI2 BPSK	64	32	0	0	21.45	-37.03	21.45	0.168	1.000	Pass
			1	1	0	0	21.65	-37	21.65	0.176	1.000	Pass
			1	131	0	0	21.65	-37.08	21.65	0.176	1.000	Pass
		QPSK	64	32	0	0	21.47	-37.08	21.47	0.169	1.000	Pass
			1	1	0	0	21.64	-37.06	21.64	0.175	1.000	Pass
			1	131	0	0	21.58	-37.09	21.58	0.173	1.000	Pass
	HCH	PI2 BPSK	64	32	0	0	21.66	-37.04	21.66	0.176	1.000	Pass
			1	1	0	0	21.46	-37.02	21.46	0.168	1.000	Pass
			1	131	0	0	21.58	-37.06	21.58	0.173	1.000	Pass
		QPSK	64	32	0	0	21.53	-37.07	21.53	0.171	1.000	Pass
			1	1	0	0	21.36	-36.98	21.36	0.164	1.000	Pass
			1	131	0	0	21.71	-37.05	21.71	0.178	1.000	Pass

15MHz(LTE) + 100MHz(NR)	MCH	PI2 BPSK	135	67	0	0	21.42	-37.01	21.42	0.167	1.000	Pass
			1	1	0	0	21.39	-36.98	21.4	0.166	1.000	Pass
			1	271	0	0	21.7	-37.05	21.7	0.178	1.000	Pass
		QPSK	135	67	0	0	21.52	-37.05	21.52	0.171	1.000	Pass
			1	1	0	0	21.55	-37.03	21.55	0.172	1.000	Pass
			1	271	0	0	21.64	-37.01	21.64	0.175	1.000	Pass

Test BW	Test Channel	Test Mode	NR UL RB No.	NR UL RB Pos.	LTE UL RB No.	LTE UL RB Pos.	NR Conducted Output Power (dBm)	LTE Conducted Output Power (dBm)	Total Conducted Output Power (dBm)	EIRP (W)	Limit (W)	Verdict
DC_19A_n78A (3450-3550 MHz)												
15MHz(LTE) + 20MHz(NR)	LCH	PI2 BPSK	25	12	0	0	21.73	-37.730	21.73	0.179	1.000	Pass
			1	1	0	0	22.27	-37.710	22.27	0.203	1.000	Pass
			1	49	0	0	22.29	-37.690	22.29	0.204	1.000	Pass
		QPSK	25	12	0	0	22.42	-37.730	22.42	0.210	1.000	Pass
			1	1	0	0	22.24	-37.720	22.24	0.201	1.000	Pass
			1	49	0	0	22.18	-37.740	22.18	0.199	1.000	Pass
	MCH	PI2 BPSK	25	12	0	0	21.75	-37.760	21.75	0.180	1.000	Pass
			1	1	0	0	22.39	-37.660	22.39	0.208	1.000	Pass
			1	49	0	0	22.17	-37.650	22.17	0.198	1.000	Pass
		QPSK	25	12	0	0	22.21	-37.720	22.21	0.200	1.000	Pass
			1	1	0	0	22.29	-37.660	22.29	0.204	1.000	Pass
			1	49	0	0	22.32	-37.710	22.33	0.206	1.000	Pass
	HCH	PI2 BPSK	25	12	0	0	21.59	-37.670	21.59	0.173	1.000	Pass
			1	1	0	0	22.30	-37.720	22.30	0.204	1.000	Pass
			1	49	0	0	22.10	-37.670	22.10	0.195	1.000	Pass
		QPSK	25	12	0	0	22.16	-37.760	22.16	0.198	1.000	Pass
			1	1	0	0	22.34	-37.720	22.34	0.206	1.000	Pass
			1	49	0	0	22.14	-37.670	22.15	0.197	1.000	Pass
15MHz(LTE) + 50MHz(NR)	LCH	PI2 BPSK	64	32	0	0	22.22	-37.730	22.22	0.200	1.000	Pass
			1	1	0	0	22.25	-37.700	22.25	0.202	1.000	Pass
			1	131	0	0	21.96	-37.660	21.97	0.189	1.000	Pass
		QPSK	64	32	0	0	22.28	-37.690	22.28	0.203	1.000	Pass
			1	1	0	0	21.99	-37.660	21.99	0.190	1.000	Pass
			1	131	0	0	22.00	-37.780	22.00	0.191	1.000	Pass
	MCH	PI2 BPSK	64	32	0	0	21.75	-37.770	21.75	0.180	1.000	Pass
			1	1	0	0	22.06	-37.650	22.06	0.193	1.000	Pass
			1	131	0	0	21.86	-37.700	21.86	0.185	1.000	Pass
		QPSK	64	32	0	0	22.08	-37.650	22.08	0.194	1.000	Pass
			1	1	0	0	22.11	-37.690	22.11	0.195	1.000	Pass
			1	131	0	0	22.07	-37.670	22.07	0.194	1.000	Pass
	HCH	PI2 BPSK	64	32	0	0	21.70	-37.710	21.70	0.178	1.000	Pass
			1	1	0	0	21.86	-37.720	21.86	0.185	1.000	Pass
			1	131	0	0	21.82	-37.770	21.82	0.183	1.000	Pass
		QPSK	64	32	0	0	21.96	-37.720	21.96	0.189	1.000	Pass
			1	1	0	0	22.14	-37.720	22.14	0.197	1.000	Pass
			1	131	0	0	21.92	-37.690	21.92	0.187	1.000	Pass

15MHz(LTE) + 100MHz(NR)	MCH	PI2 BPSK	135	67	0	0	22.40	-37.730	22.40	0.209	1.000	Pass
			1	1	0	0	22.19	-37.750	22.19	0.199	1.000	Pass
			1	271	0	0	21.90	-37.730	21.90	0.186	1.000	Pass
		QPSK	135	67	0	0	21.88	-37.760	21.88	0.185	1.000	Pass
			1	1	0	0	22.10	-37.760	22.10	0.195	1.000	Pass
			1	271	0	0	21.83	-37.730	21.83	0.183	1.000	Pass

Test BW	Test Channel	Test Mode	NR UL RB No.	NR UL RB Pos.	LTE UL RB No.	LTE UL RB Pos.	NR Conducted Output Power (dBm)	LTE Conducted Output Power (dBm)	Total Conducted Output Power (dBm)	EIRP (W)	Limit (W)	Verdict
DC_19A_n78A (3550-3700 MHz)												
15MHz(LTE) + 20MHz(NR)	LCH	PI2 BPSK	25	12	0	0	19.07	-37.100	19.07	0.097	0.200	Pass
			1	1	0	0	18.96	-37.070	18.96	0.095	0.200	Pass
			1	49	0	0	18.99	-37.080	18.99	0.095	0.200	Pass
		QPSK	25	12	0	0	19.07	-37.090	19.07	0.097	0.200	Pass
			1	1	0	0	18.97	-37.040	18.97	0.095	0.200	Pass
			1	49	0	0	18.91	-37.070	18.91	0.094	0.200	Pass
	MCH	PI2 BPSK	25	12	0	0	18.90	-37.120	18.90	0.093	0.200	Pass
			1	1	0	0	18.86	-37.090	18.86	0.092	0.200	Pass
			1	49	0	0	18.87	-37.120	18.87	0.093	0.200	Pass
		QPSK	25	12	0	0	18.88	-37.070	18.88	0.093	0.200	Pass
			1	1	0	0	18.82	-37.060	18.82	0.092	0.200	Pass
			1	49	0	0	18.82	-37.090	18.82	0.092	0.200	Pass
	HCH	PI2 BPSK	25	12	0	0	19.10	-37.100	19.10	0.098	0.200	Pass
			1	1	0	0	19.00	-37.020	19.00	0.095	0.200	Pass
			1	49	0	0	19.05	-37.050	19.06	0.097	0.200	Pass
		QPSK	25	12	0	0	19.04	-37.050	19.04	0.096	0.200	Pass
			1	1	0	0	19.03	-37.120	19.03	0.096	0.200	Pass
			1	49	0	0	19.08	-37.130	19.08	0.097	0.200	Pass
15MHz(LTE) + 50MHz(NR)	LCH	PI2 BPSK	64	32	0	0	18.92	-37.070	18.92	0.094	0.200	Pass
			1	1	0	0	18.80	-37.110	18.80	0.091	0.200	Pass
			1	131	0	0	18.72	-37.090	18.72	0.090	0.200	Pass
		QPSK	64	32	0	0	18.84	-37.060	18.84	0.092	0.200	Pass
			1	1	0	0	18.96	-37.090	18.96	0.095	0.200	Pass
			1	131	0	0	18.71	-37.060	18.71	0.089	0.200	Pass
	MCH	PI2 BPSK	64	32	0	0	18.82	-37.070	18.82	0.092	0.200	Pass
			1	1	0	0	18.61	-37.120	18.61	0.087	0.200	Pass
			1	131	0	0	18.65	-37.030	18.65	0.088	0.200	Pass
		QPSK	64	32	0	0	18.77	-37.070	18.77	0.091	0.200	Pass
			1	1	0	0	18.69	-37.050	18.69	0.089	0.200	Pass
			1	131	0	0	18.64	-37.080	18.64	0.088	0.200	Pass
	HCH	PI2 BPSK	64	32	0	0	18.75	-37.030	18.75	0.090	0.200	Pass
			1	1	0	0	18.68	-37.060	18.68	0.089	0.200	Pass
			1	131	0	0	18.61	-37.050	18.61	0.087	0.200	Pass
		QPSK	64	32	0	0	18.78	-37.100	18.78	0.091	0.200	Pass
			1	1	0	0	18.75	-37.070	18.75	0.090	0.200	Pass
			1	131	0	0	18.69	-37.090	18.69	0.089	0.200	Pass

15MHz(LTE) + 100MHz(NR)	LCH	PI2 BPSK	135	67	0	0	18.66	-37.110	18.67	0.089	0.200	Pass
			1	1	0	0	18.68	-37.060	18.68	0.089	0.200	Pass
			1	271	0	0	18.66	-37.070	18.66	0.088	0.200	Pass
		QPSK	135	67	0	0	18.65	-37.080	18.65	0.088	0.200	Pass
			1	1	0	0	18.69	-37.100	18.69	0.089	0.200	Pass
			1	271	0	0	18.72	-37.050	18.72	0.090	0.200	Pass
	MCH	PI2 BPSK	135	67	0	0	18.71	-37.100	18.71	0.089	0.200	Pass
			1	1	0	0	18.63	-37.160	18.63	0.088	0.200	Pass
			1	271	0	0	18.67	-37.060	18.67	0.089	0.200	Pass
		QPSK	135	67	0	0	18.61	-37.050	18.61	0.087	0.200	Pass
			1	1	0	0	18.74	-37.110	18.74	0.090	0.200	Pass
			1	271	0	0	18.71	-37.020	18.72	0.090	0.200	Pass
	HCH	PI2 BPSK	135	67	0	0	18.69	-37.080	18.69	0.089	0.200	Pass
			1	1	0	0	18.70	-37.050	18.70	0.089	0.200	Pass
			1	271	0	0	18.70	-37.030	18.70	0.089	0.200	Pass
		QPSK	135	67	0	0	18.73	-37.060	18.73	0.090	0.200	Pass
			1	1	0	0	18.68	-37.110	18.68	0.089	0.200	Pass
			1	271	0	0	18.68	-37.080	18.68	0.089	0.200	Pass

Test BW	Test Channel	Test Mode	NR UL RB No.	NR UL RB Pos.	LTE UL RB No.	LTE UL RB Pos.	NR Conducted Output Power (dBm)	LTE Conducted Output Power (dBm)	Total Conducted Output Power (dBm)	EIRP (W)	Limit (W)	Verdict
DC_19A_n78A (3700-3800 MHz)												
15MHz(LTE) + 20MHz(NR)	LCH	PI2 BPSK	25	12	0	0	21.72	-37.710	21.72	0.179	1.000	Pass
			1	1	0	0	22.16	-37.760	22.16	0.198	1.000	Pass
			1	49	0	0	22.19	-37.700	22.19	0.199	1.000	Pass
		QPSK	25	12	0	0	22.18	-37.650	22.18	0.199	1.000	Pass
			1	1	0	0	22.20	-37.730	22.21	0.200	1.000	Pass
			1	49	0	0	22.03	-37.750	22.03	0.192	1.000	Pass
	MCH	PI2 BPSK	25	12	0	0	22.82	-37.760	22.82	0.230	1.000	Pass
			1	1	0	0	22.20	-37.690	22.20	0.200	1.000	Pass
			1	49	0	0	22.22	-37.730	22.22	0.200	1.000	Pass
		QPSK	25	12	0	0	22.55	-37.740	22.55	0.216	1.000	Pass
			1	1	0	0	22.06	-37.810	22.06	0.193	1.000	Pass
			1	49	0	0	22.12	-37.740	22.12	0.196	1.000	Pass
	HCH	PI2 BPSK	25	12	0	0	22.94	-37.750	22.94	0.237	1.000	Pass
			1	1	0	0	22.34	-37.720	22.34	0.206	1.000	Pass
			1	49	0	0	22.24	-37.740	22.24	0.201	1.000	Pass
		QPSK	25	12	0	0	22.32	-37.700	22.32	0.205	1.000	Pass
			1	1	0	0	22.25	-37.660	22.25	0.202	1.000	Pass
			1	49	0	0	22.25	-37.670	22.25	0.202	1.000	Pass
15MHz(LTE) + 50MHz(NR)	LCH	PI2 BPSK	64	32	0	0	21.77	-37.640	21.77	0.181	1.000	Pass
			1	1	0	0	22.15	-37.750	22.15	0.197	1.000	Pass
			1	131	0	0	21.86	-37.730	21.86	0.185	1.000	Pass
		QPSK	64	32	0	0	22.05	-37.680	22.05	0.193	1.000	Pass
			1	1	0	0	22.05	-37.710	22.06	0.193	1.000	Pass
			1	131	0	0	21.91	-37.770	21.91	0.187	1.000	Pass
	MCH	PI2 BPSK	64	32	0	0	21.61	-37.670	21.61	0.174	1.000	Pass
			1	1	0	0	21.96	-37.700	21.96	0.189	1.000	Pass
			1	131	0	0	21.81	-37.730	21.81	0.182	1.000	Pass
		QPSK	64	32	0	0	22.20	-37.700	22.20	0.200	1.000	Pass
			1	1	0	0	22.02	-37.700	22.02	0.191	1.000	Pass
			1	131	0	0	21.94	-37.690	21.94	0.188	1.000	Pass
	HCH	PI2 BPSK	64	32	0	0	21.57	-37.740	21.57	0.173	1.000	Pass
			1	1	0	0	21.99	-37.770	21.99	0.190	1.000	Pass
			1	131	0	0	21.95	-37.700	21.95	0.188	1.000	Pass
		QPSK	64	32	0	0	22.05	-37.740	22.05	0.193	1.000	Pass
			1	1	0	0	22.03	-37.760	22.03	0.192	1.000	Pass
			1	131	0	0	21.95	-37.740	21.96	0.189	1.000	Pass

15MHz(LTE) + 100MHz(NR)	MCH	PI2 BPSK	135	67	0	0	22.19	-37.680	22.19	0.199	1.000	Pass
			1	1	0	0	22.45	-37.660	22.46	0.212	1.000	Pass
			1	271	0	0	21.71	-37.720	21.71	0.178	1.000	Pass
		QPSK	135	67	0	0	21.94	-37.690	21.94	0.188	1.000	Pass
			1	1	0	0	21.85	-37.700	21.85	0.184	1.000	Pass
			1	271	0	0	21.93	-37.670	21.93	0.187	1.000	Pass

Test BW	Test Channel	Test Mode	NR UL RB No.	NR UL RB Pos.	LTE UL RB No.	LTE UL RB Pos.	NR Conducted Output Power (dBm)	LTE Conducted Output Power (dBm)	Total Conducted Output Power (dBm)	EIRP (W)	Limit (W)	Verdict
DC_26A_n78A (3450-3550 MHz)												
15MHz(LTE) + 20MHz(NR)	LCH	PI2 BPSK	25	12	0	0	21.57	-37.780	21.57	0.173	1.000	Pass
			1	1	0	0	22.31	-37.720	22.31	0.205	1.000	Pass
			1	49	0	0	22.22	-37.730	22.22	0.200	1.000	Pass
		QPSK	25	12	0	0	22.48	-37.740	22.48	0.213	1.000	Pass
			1	1	0	0	22.34	-37.790	22.34	0.206	1.000	Pass
			1	49	0	0	22.33	-37.780	22.33	0.206	1.000	Pass
	MCH	PI2 BPSK	25	12	0	0	22.02	-37.740	22.02	0.191	1.000	Pass
			1	1	0	0	22.47	-37.690	22.47	0.212	1.000	Pass
			1	49	0	0	22.27	-37.580	22.27	0.203	1.000	Pass
		QPSK	25	12	0	0	22.12	-37.740	22.12	0.196	1.000	Pass
			1	1	0	0	22.12	-37.690	22.12	0.196	1.000	Pass
			1	49	0	0	22.25	-37.740	22.25	0.202	1.000	Pass
	HCH	PI2 BPSK	25	12	0	0	21.60	-37.770	21.60	0.174	1.000	Pass
			1	1	0	0	22.49	-37.660	22.49	0.213	1.000	Pass
			1	49	0	0	22.10	-37.710	22.10	0.195	1.000	Pass
QPSK		25	12	0	0	22.23	-37.700	22.23	0.201	1.000	Pass	
		1	1	0	0	22.20	-37.730	22.20	0.200	1.000	Pass	
		1	49	0	0	22.20	-37.750	22.20	0.200	1.000	Pass	
15MHz(LTE) + 50MHz(NR)	LCH	PI2 BPSK	64	32	0	0	22.20	-37.700	22.20	0.200	1.000	Pass
			1	1	0	0	22.00	-37.670	22.00	0.191	1.000	Pass
			1	131	0	0	21.67	-37.660	21.67	0.177	1.000	Pass
		QPSK	64	32	0	0	22.02	-37.770	22.02	0.191	1.000	Pass
			1	1	0	0	21.96	-37.760	21.96	0.189	1.000	Pass
			1	131	0	0	22.08	-37.770	22.08	0.194	1.000	Pass
	MCH	PI2 BPSK	64	32	0	0	21.91	-25.300	21.91	0.187	1.000	Pass
			1	1	0	0	22.18	-23.450	22.18	0.199	1.000	Pass
			1	131	0	0	21.89	-37.670	21.89	0.186	1.000	Pass
		QPSK	64	32	0	0	21.99	-37.680	21.99	0.190	1.000	Pass
			1	1	0	0	22.12	-37.690	22.12	0.196	1.000	Pass
			1	131	0	0	22.01	-37.730	22.01	0.191	1.000	Pass
	HCH	PI2 BPSK	64	32	0	0	21.59	-37.740	21.59	0.173	1.000	Pass
			1	1	0	0	21.88	-37.760	21.88	0.185	1.000	Pass
			1	131	0	0	21.80	-37.730	21.80	0.182	1.000	Pass
		QPSK	64	32	0	0	22.10	-37.790	22.10	0.195	1.000	Pass
			1	1	0	0	22.13	-37.740	22.13	0.196	1.000	Pass
			1	131	0	0	21.91	-37.750	21.91	0.187	1.000	Pass

15MHz(LTE) + 100MHz(NR)	LCH	PI2 BPSK	135	67	0	0	22.54	-37.740	22.54	0.216	1.000	Pass
			1	1	0	0	22.07	-37.750	22.07	0.194	1.000	Pass
			1	271	0	0	21.80	-37.740	21.80	0.182	1.000	Pass
		QPSK	135	67	0	0	21.97	-37.740	21.97	0.189	1.000	Pass
			1	1	0	0	22.10	-37.750	22.10	0.195	1.000	Pass
			1	271	0	0	21.85	-37.770	21.85	0.184	1.000	Pass
	MCH	PI2 BPSK	135	67	0	0	22.52	-37.760	22.52	0.215	1.000	Pass
			1	1	0	0	22.24	-37.650	22.24	0.201	1.000	Pass
			1	271	0	0	21.66	-37.750	21.66	0.176	1.000	Pass
		QPSK	135	67	0	0	21.97	-37.710	21.97	0.189	1.000	Pass
			1	1	0	0	22.15	-37.690	22.15	0.197	1.000	Pass
			1	271	0	0	21.77	-37.690	21.77	0.181	1.000	Pass
	HCH	PI2 BPSK	135	67	0	0	22.18	-37.670	22.18	0.199	1.000	Pass
			1	1	0	0	22.05	-37.630	22.05	0.193	1.000	Pass
			1	271	0	0	21.78	-37.680	21.78	0.181	1.000	Pass
		QPSK	135	67	0	0	21.91	-37.730	21.91	0.187	1.000	Pass
			1	1	0	0	22.13	-37.700	22.13	0.196	1.000	Pass
			1	271	0	0	21.87	-37.690	21.87	0.185	1.000	Pass

Test BW	Test Channel	Test Mode	NR UL RB No.	NR UL RB Pos.	LTE UL RB No.	LTE UL RB Pos.	NR Conducted Output Power (dBm)	LTE Conducted Output Power (dBm)	Total Conducted Output Power (dBm)	EIRP (W)	Limit (W)	Verdict
DC_26A_n78A (3550-3700 MHz)												
15MHz(LTE) + 20MHz(NR)	LCH	PI2 BPSK	25	12	0	0	19.07	-37.130	19.07	0.097	0.200	Pass
			1	1	0	0	19.02	-37.120	19.02	0.096	0.200	Pass
			1	49	0	0	18.96	-37.080	18.96	0.095	0.200	Pass
		QPSK	25	12	0	0	18.93	-37.120	18.93	0.094	0.200	Pass
			1	1	0	0	18.90	-37.120	18.90	0.093	0.200	Pass
			1	49	0	0	18.93	-37.150	18.93	0.094	0.200	Pass
	MCH	PI2 BPSK	25	12	0	0	19.07	-37.080	19.07	0.097	0.200	Pass
			1	1	0	0	18.86	-37.100	18.87	0.093	0.200	Pass
			1	49	0	0	18.87	-37.090	18.87	0.093	0.200	Pass
		QPSK	25	12	0	0	18.91	-37.050	18.91	0.094	0.200	Pass
			1	1	0	0	18.95	-37.090	18.95	0.094	0.200	Pass
			1	49	0	0	18.97	-37.070	18.97	0.095	0.200	Pass
	HCH	PI2 BPSK	25	12	0	0	19.04	-36.990	19.04	0.096	0.200	Pass
			1	1	0	0	18.98	-37.120	18.98	0.095	0.200	Pass
			1	49	0	0	19.00	-37.090	19.00	0.095	0.200	Pass
		QPSK	25	12	0	0	18.98	-37.010	18.98	0.095	0.200	Pass
			1	1	0	0	19.02	-37.040	19.02	0.096	0.200	Pass
			1	49	0	0	18.93	-37.150	18.93	0.094	0.200	Pass
15MHz(LTE) + 50MHz(NR)	LCH	PI2 BPSK	64	32	0	0	18.81	-37.100	18.81	0.091	0.200	Pass
			1	1	0	0	18.75	-37.090	18.75	0.090	0.200	Pass
			1	131	0	0	18.76	-37.100	18.76	0.090	0.200	Pass
		QPSK	64	32	0	0	18.81	-37.090	18.81	0.091	0.200	Pass
			1	1	0	0	18.84	-37.080	18.84	0.092	0.200	Pass
			1	131	0	0	18.76	-37.080	18.76	0.090	0.200	Pass
	MCH	PI2 BPSK	64	32	0	0	18.74	-37.160	18.74	0.090	0.200	Pass
			1	1	0	0	18.64	-37.030	18.64	0.088	0.200	Pass
			1	131	0	0	18.57	-37.100	18.57	0.086	0.200	Pass
		QPSK	64	32	0	0	18.80	-37.070	18.80	0.091	0.200	Pass
			1	1	0	0	18.66	-37.090	18.66	0.088	0.200	Pass
			1	131	0	0	18.70	-37.100	18.70	0.089	0.200	Pass
	HCH	PI2 BPSK	64	32	0	0	18.73	-37.050	18.73	0.090	0.200	Pass
			1	1	0	0	18.70	-37.100	18.70	0.089	0.200	Pass
			1	131	0	0	18.64	-37.050	18.65	0.088	0.200	Pass
		QPSK	64	32	0	0	18.74	-37.040	18.74	0.090	0.200	Pass
			1	1	0	0	18.75	-37.000	18.75	0.090	0.200	Pass
			1	131	0	0	18.76	-37.080	18.76	0.090	0.200	Pass

15MHz(LTE) + 100MHz(NR)	LCH	PI2 BPSK	135	67	0	0	18.72	-37.140	18.72	0.090	0.200	Pass
			1	1	0	0	18.69	-37.060	18.69	0.089	0.200	Pass
			1	271	0	0	18.69	-37.040	18.69	0.089	0.200	Pass
		QPSK	135	67	0	0	18.75	-37.100	18.75	0.090	0.200	Pass
			1	1	0	0	18.66	-37.100	18.66	0.088	0.200	Pass
			1	271	0	0	18.70	-37.120	18.70	0.089	0.200	Pass
	MCH	PI2 BPSK	135	67	0	0	18.69	-37.060	18.69	0.089	0.200	Pass
			1	1	0	0	18.71	-37.020	18.71	0.089	0.200	Pass
			1	271	0	0	18.64	-37.090	18.64	0.088	0.200	Pass
		QPSK	135	67	0	0	18.66	-37.040	18.67	0.089	0.200	Pass
			1	1	0	0	18.72	-37.140	18.72	0.090	0.200	Pass
			1	271	0	0	18.67	-37.080	18.67	0.089	0.200	Pass
	HCH	PI2 BPSK	135	67	0	0	18.80	-37.040	18.81	0.091	0.200	Pass
			1	1	0	0	18.69	-37.020	18.69	0.089	0.200	Pass
			1	271	0	0	18.80	-37.050	18.80	0.091	0.200	Pass
		QPSK	135	67	0	0	18.72	-37.060	18.72	0.090	0.200	Pass
			1	1	0	0	18.74	-37.020	18.74	0.090	0.200	Pass
			1	271	0	0	18.76	-37.070	18.76	0.090	0.200	Pass

Test BW	Test Channel	Test Mode	NR UL RB No.	NR UL RB Pos.	LTE UL RB No.	LTE UL RB Pos.	NR Conducted Output Power (dBm)	LTE Conducted Output Power (dBm)	Total Conducted Output Power (dBm)	EIRP (W)	Limit (W)	Verdict
DC_26A_n78A (3700-3800 MHz)												
15MHz(LTE) + 20MHz(NR)	LCH	PI2 BPSK	25	12	0	0	22.03	-37.710	22.03	0.192	1.000	Pass
			1	1	0	0	22.07	-37.680	22.07	0.194	1.000	Pass
			1	49	0	0	22.01	-37.710	22.01	0.191	1.000	Pass
		QPSK	25	12	0	0	22.30	-37.690	22.30	0.204	1.000	Pass
			1	1	0	0	21.87	-37.700	21.87	0.185	1.000	Pass
			1	49	0	0	22.11	-37.760	22.11	0.195	1.000	Pass
	MCH	PI2 BPSK	25	12	0	0	21.82	-37.730	21.82	0.183	1.000	Pass
			1	1	0	0	22.12	-37.670	22.12	0.196	1.000	Pass
			1	49	0	0	22.12	-37.720	22.12	0.196	1.000	Pass
		QPSK	25	12	0	0	22.16	-37.710	22.16	0.198	1.000	Pass
			1	1	0	0	22.14	-37.670	22.14	0.197	1.000	Pass
			1	49	0	0	22.15	-37.690	22.15	0.197	1.000	Pass
	HCH	PI2 BPSK	25	12	0	0	22.94	-37.710	22.94	0.237	1.000	Pass
			1	1	0	0	22.34	-37.730	22.34	0.206	1.000	Pass
			1	49	0	0	22.46	-37.710	22.46	0.212	1.000	Pass
		QPSK	25	12	0	0	22.20	-37.700	22.20	0.200	1.000	Pass
			1	1	0	0	22.37	-37.730	22.37	0.207	1.000	Pass
			1	49	0	0	22.23	-37.730	22.23	0.201	1.000	Pass
15MHz(LTE) + 50MHz(NR)	LCH	PI2 BPSK	64	32	0	0	22.58	-37.700	22.58	0.218	1.000	Pass
			1	1	0	0	21.99	-37.760	21.99	0.190	1.000	Pass
			1	131	0	0	21.83	-37.760	21.83	0.183	1.000	Pass
		QPSK	64	32	0	0	22.09	-37.710	22.09	0.195	1.000	Pass
			1	1	0	0	22.00	-37.800	22.00	0.191	1.000	Pass
			1	131	0	0	21.89	-37.750	21.89	0.186	1.000	Pass
	MCH	PI2 BPSK	64	32	0	0	22.06	-24.710	22.06	0.193	1.000	Pass
			1	1	0	0	22.04	-37.610	22.04	0.192	1.000	Pass
			1	131	0	0	21.78	-37.670	21.78	0.181	1.000	Pass
		QPSK	64	32	0	0	22.01	-37.670	22.01	0.191	1.000	Pass
			1	1	0	0	21.92	-37.650	21.92	0.187	1.000	Pass
			1	131	0	0	21.94	-37.730	21.94	0.188	1.000	Pass
	HCH	PI2 BPSK	64	32	0	0	21.59	-37.690	21.59	0.173	1.000	Pass
			1	1	0	0	22.41	-37.730	22.41	0.209	1.000	Pass
			1	131	0	0	21.99	-37.700	21.99	0.190	1.000	Pass
		QPSK	64	32	0	0	22.09	-37.790	22.09	0.195	1.000	Pass
			1	1	0	0	22.05	-37.700	22.05	0.193	1.000	Pass
			1	131	0	0	21.98	-37.640	21.98	0.190	1.000	Pass

15MHz(LTE) + 100MHz(NR)	LCH	PI2 BPSK	135	67	0	0	22.49	-37.760	22.49	0.213	1.000	Pass
			1	1	0	0	21.71	-37.720	21.71	0.178	1.000	Pass
			1	271	0	0	21.64	-37.770	21.64	0.175	1.000	Pass
		QPSK	135	67	0	0	22.34	-37.790	22.34	0.206	1.000	Pass
			1	1	0	0	21.91	-37.810	21.91	0.187	1.000	Pass
			1	271	0	0	21.97	-37.650	21.97	0.189	1.000	Pass
	MCH	PI2 BPSK	135	67	0	0	23.11	-37.700	23.11	0.246	1.000	Pass
			1	1	0	0	21.87	-37.660	21.87	0.185	1.000	Pass
			1	271	0	0	21.64	-37.740	21.65	0.176	1.000	Pass
		QPSK	135	67	0	0	22.35	-37.720	22.35	0.207	1.000	Pass
			1	1	0	0	21.93	-37.680	21.93	0.187	1.000	Pass
			1	271	0	0	22.09	-37.720	22.09	0.195	1.000	Pass
	HCH	PI2 BPSK	135	67	0	0	23.23	-37.680	23.23	0.253	1.000	Pass
			1	1	0	0	21.74	-37.740	21.74	0.179	1.000	Pass
			1	271	0	0	21.97	-37.730	21.97	0.189	1.000	Pass
		QPSK	135	67	0	0	22.41	-37.680	22.41	0.209	1.000	Pass
			1	1	0	0	21.86	-37.730	21.86	0.185	1.000	Pass
			1	271	0	0	21.63	-37.700	21.63	0.175	1.000	Pass

Test BW	Test Channel	Test Mode	NR UL RB No.	NR UL RB Pos.	LTE UL RB No.	LTE UL RB Pos.	NR Conducted Output Power (dBm)	LTE Conducted Output Power (dBm)	Total Conducted Output Power (dBm)	EIRP (W)	Limit (W)	Verdict
DC_2A_n78A (3450-3550 MHz)												
20MHz(LTE) + 20MHz(NR)	LCH	PI2 BPSK	25	12	0	0	21.73	-34.7	21.73	0.179	1.000	Pass
			1	1	0	0	21.76	-34.67	21.76	0.180	1.000	Pass
			1	49	0	0	21.68	-34.69	21.68	0.177	1.000	Pass
		QPSK	25	12	0	0	21.71	-34.68	21.71	0.178	1.000	Pass
			1	1	0	0	21.82	-34.71	21.82	0.183	1.000	Pass
			1	49	0	0	21.59	-34.71	21.59	0.173	1.000	Pass
	MCH	PI2 BPSK	25	12	0	0	21.63	-35.08	21.63	0.175	1.000	Pass
			1	1	0	0	21.55	-35.02	21.55	0.172	1.000	Pass
			1	49	0	0	21.68	-35.02	21.68	0.177	1.000	Pass
		QPSK	25	12	0	0	21.66	-35.06	21.66	0.176	1.000	Pass
			1	1	0	0	21.67	-35.04	21.67	0.177	1.000	Pass
			1	49	0	0	21.86	-35.06	21.86	0.185	1.000	Pass
	HCH	PI2 BPSK	25	12	0	0	21.65	-34.58	21.65	0.176	1.000	Pass
			1	1	0	0	21.73	-34.63	21.73	0.179	1.000	Pass
			1	49	0	0	21.52	-34.64	21.52	0.171	1.000	Pass
QPSK		25	12	0	0	21.57	-34.55	21.57	0.173	1.000	Pass	
		1	1	0	0	21.77	-34.58	21.77	0.181	1.000	Pass	
		1	49	0	0	21.7	-34.65	21.7	0.178	1.000	Pass	
20MHz(LTE) + 50MHz(NR)	LCH	PI2 BPSK	64	32	0	0	21.74	-34.71	21.74	0.179	1.000	Pass
			1	1	0	0	21.63	-34.69	21.63	0.175	1.000	Pass
			1	131	0	0	21.72	-34.66	21.72	0.179	1.000	Pass
		QPSK	64	32	0	0	21.76	-34.74	21.76	0.180	1.000	Pass
			1	1	0	0	21.89	-34.67	21.89	0.186	1.000	Pass
			1	131	0	0	21.88	-34.68	21.88	0.185	1.000	Pass
	MCH	PI2 BPSK	64	32	0	0	21.75	-35.1	21.75	0.180	1.000	Pass
			1	1	0	0	21.38	-35.06	21.38	0.165	1.000	Pass
			1	131	0	0	21.34	-35.12	21.34	0.164	1.000	Pass
		QPSK	64	32	0	0	21.58	-35.09	21.58	0.173	1.000	Pass
			1	1	0	0	21.42	-35.14	21.42	0.167	1.000	Pass
			1	131	0	0	21.46	-35.06	21.46	0.168	1.000	Pass
	HCH	PI2 BPSK	64	32	0	0	21.53	-34.62	21.53	0.171	1.000	Pass
			1	1	0	0	21.54	-34.57	21.54	0.171	1.000	Pass
			1	131	0	0	21.27	-34.55	21.27	0.161	1.000	Pass
QPSK		64	32	0	0	21.54	-34.59	21.54	0.171	1.000	Pass	
		1	1	0	0	21.57	-34.64	21.57	0.173	1.000	Pass	
		1	131	0	0	21.4	-34.61	21.4	0.166	1.000	Pass	

20MHz(LTE) + 100MHz(NR)	LCH	PI2 BPSK	135	67	0	0	21.39	-34.76	21.39	0.166	1.000	Pass
			1	1	0	0	21.45	-34.69	21.45	0.168	1.000	Pass
			1	271	0	0	21.25	-34.71	21.25	0.160	1.000	Pass
		QPSK	135	67	0	0	21.43	-34.7	21.43	0.167	1.000	Pass
			1	1	0	0	21.48	-34.72	21.48	0.169	1.000	Pass
			1	271	0	0	21.31	-34.65	21.31	0.163	1.000	Pass
	MCH	PI2 BPSK	135	67	0	0	21.44	-35.08	21.44	0.167	1.000	Pass
			1	1	0	0	21.52	-35.11	21.53	0.171	1.000	Pass
			1	271	0	0	21.23	-35.03	21.23	0.160	1.000	Pass
		QPSK	135	67	0	0	21.42	-35.05	21.42	0.167	1.000	Pass
			1	1	0	0	21.57	-35.07	21.57	0.173	1.000	Pass
			1	271	0	0	21.4	-35.08	21.4	0.166	1.000	Pass
	HCH	PI2 BPSK	135	67	0	0	21.44	-34.56	21.44	0.167	1.000	Pass
			1	1	0	0	21.45	-34.65	21.45	0.168	1.000	Pass
			1	271	0	0	21.24	-34.62	21.24	0.160	1.000	Pass
		QPSK	135	67	0	0	21.5	-34.6	21.5	0.170	1.000	Pass
			1	1	0	0	21.56	-34.59	21.56	0.172	1.000	Pass
			1	271	0	0	21.28	-34.56	21.28	0.161	1.000	Pass

Test BW	Test Channel	Test Mode	NR UL RB No.	NR UL RB Pos.	LTE UL RB No.	LTE UL RB Pos.	NR Conducted Output Power (dBm)	LTE Conducted Output Power (dBm)	Total Conducted Output Power (dBm)	EIRP (W)	Limit (W)	Verdict
DC_2A_n78A (3550-3700 MHz)												
20MHz(LTE) + 20MHz(NR)	LCH	PI2 BPSK	25	12	0	0	18.97	-34.940	18.97	0.095	0.200	Pass
			1	1	0	0	18.95	-34.940	18.95	0.094	0.200	Pass
			1	49	0	0	18.98	-34.970	18.98	0.095	0.200	Pass
		QPSK	25	12	0	0	19.04	-35.050	19.04	0.096	0.200	Pass
			1	1	0	0	18.93	-34.940	18.93	0.094	0.200	Pass
			1	49	0	0	18.98	-34.940	18.98	0.095	0.200	Pass
	MCH	PI2 BPSK	25	12	0	0	18.97	-35.230	18.97	0.095	0.200	Pass
			1	1	0	0	18.95	-35.240	18.95	0.094	0.200	Pass
			1	49	0	0	18.87	-35.280	18.87	0.093	0.200	Pass
		QPSK	25	12	0	0	18.96	-35.240	18.96	0.095	0.200	Pass
			1	1	0	0	18.80	-35.220	18.80	0.091	0.200	Pass
			1	49	0	0	18.83	-35.260	18.83	0.092	0.200	Pass
	HCH	PI2 BPSK	25	12	0	0	19.10	-34.980	19.10	0.098	0.200	Pass
			1	1	0	0	18.96	-35.000	18.96	0.095	0.200	Pass
			1	49	0	0	18.98	-34.950	18.98	0.095	0.200	Pass
		QPSK	25	12	0	0	19.06	-34.980	19.06	0.097	0.200	Pass
			1	1	0	0	19.03	-34.910	19.03	0.096	0.200	Pass
			1	49	0	0	18.96	-34.940	18.96	0.095	0.200	Pass
20MHz(LTE) + 50MHz(NR)	LCH	PI2 BPSK	64	32	0	0	19.00	-35.000	19.00	0.095	0.200	Pass
			1	1	0	0	17.17	-35.000	17.17	0.063	0.200	Pass
			1	131	0	0	18.68	-34.950	18.68	0.089	0.200	Pass
		QPSK	64	32	0	0	18.89	-35.010	18.89	0.093	0.200	Pass
			1	1	0	0	18.83	-34.980	18.83	0.092	0.200	Pass
			1	131	0	0	18.76	-35.010	18.76	0.090	0.200	Pass
	MCH	PI2 BPSK	64	32	0	0	18.74	-35.210	18.74	0.090	0.200	Pass
			1	1	0	0	18.66	-35.290	18.67	0.089	0.200	Pass
			1	131	0	0	18.60	-35.170	18.60	0.087	0.200	Pass
		QPSK	64	32	0	0	18.73	-35.210	18.73	0.090	0.200	Pass
			1	1	0	0	18.76	-35.260	18.76	0.090	0.200	Pass
			1	131	0	0	18.64	-35.200	18.64	0.088	0.200	Pass
	HCH	PI2 BPSK	64	32	0	0	18.87	-34.940	18.87	0.093	0.200	Pass
			1	1	0	0	18.66	-34.990	18.66	0.088	0.200	Pass
			1	131	0	0	18.69	-34.920	18.69	0.089	0.200	Pass
		QPSK	64	32	0	0	18.85	-34.980	18.85	0.092	0.200	Pass
			1	1	0	0	18.77	-34.910	18.78	0.091	0.200	Pass
			1	131	0	0	18.69	-34.950	18.69	0.089	0.200	Pass

20MHz(LTE) + 100MHz(NR)	LCH	PI2 BPSK	135	67	0	0	18.72	-35.000	18.72	0.090	0.200	Pass
			1	1	0	0	18.65	-34.950	18.65	0.088	0.200	Pass
			1	271	0	0	18.66	-34.960	18.66	0.088	0.200	Pass
		QPSK	135	67	0	0	18.68	-34.960	18.68	0.089	0.200	Pass
			1	1	0	0	18.69	-35.000	18.69	0.089	0.200	Pass
			1	271	0	0	18.76	-34.980	18.76	0.090	0.200	Pass
	MCH	PI2 BPSK	135	67	0	0	18.66	-35.230	18.66	0.088	0.200	Pass
			1	1	0	0	18.68	-35.280	18.68	0.089	0.200	Pass
			1	271	0	0	18.64	-35.200	18.65	0.088	0.200	Pass
		QPSK	135	67	0	0	18.63	-35.230	18.63	0.088	0.200	Pass
			1	1	0	0	18.76	-35.240	18.76	0.090	0.200	Pass
			1	271	0	0	18.72	-35.250	18.72	0.090	0.200	Pass
	HCH	PI2 BPSK	135	67	0	0	18.74	-34.900	18.74	0.090	0.200	Pass
			1	1	0	0	18.72	-35.010	18.72	0.090	0.200	Pass
			1	271	0	0	18.73	-34.920	18.73	0.090	0.200	Pass
		QPSK	135	67	0	0	18.75	-34.980	18.76	0.090	0.200	Pass
			1	1	0	0	18.85	-35.010	18.85	0.092	0.200	Pass
			1	271	0	0	18.77	-35.010	18.78	0.091	0.200	Pass

Test BW	Test Channel	Test Mode	NR UL RB No.	NR UL RB Pos.	LTE UL RB No.	LTE UL RB Pos.	NR Conducted Output Power (dBm)	LTE Conducted Output Power (dBm)	Total Conducted Output Power (dBm)	EIRP (W)	Limit (W)	Verdict
DC_2A_n78A (3700-3800 MHz)												
20MHz(LTE) + 20MHz(NR)	LCH	PI2 BPSK	25	12	0	0	21.77	-34.69	21.77	0.181	1.000	Pass
			1	1	0	0	21.62	-34.7	21.62	0.175	1.000	Pass
			1	49	0	0	21.68	-34.72	21.68	0.177	1.000	Pass
		QPSK	25	12	0	0	21.75	-34.7	21.75	0.180	1.000	Pass
			1	1	0	0	21.57	-34.67	21.58	0.173	1.000	Pass
			1	49	0	0	21.74	-34.7	21.74	0.179	1.000	Pass
	MCH	PI2 BPSK	25	12	0	0	21.69	-35.09	21.69	0.177	1.000	Pass
			1	1	0	0	21.67	-35.06	21.67	0.177	1.000	Pass
			1	49	0	0	21.7	-35.06	21.7	0.178	1.000	Pass
		QPSK	25	12	0	0	21.72	-35.08	21.72	0.179	1.000	Pass
			1	1	0	0	21.85	-35.03	21.85	0.184	1.000	Pass
			1	49	0	0	21.74	-35.09	21.74	0.179	1.000	Pass
	HCH	PI2 BPSK	25	12	0	0	22.06	-34.58	22.06	0.193	1.000	Pass
			1	1	0	0	21.91	-34.54	21.91	0.187	1.000	Pass
			1	49	0	0	21.98	-34.59	21.98	0.190	1.000	Pass
		QPSK	25	12	0	0	21.98	-34.64	21.98	0.190	1.000	Pass
			1	1	0	0	21.81	-34.58	21.81	0.182	1.000	Pass
			1	49	0	0	22.1	-34.56	22.1	0.195	1.000	Pass
20MHz(LTE) + 50MHz(NR)	LCH	PI2 BPSK	64	32	0	0	21.86	-34.65	21.86	0.185	1.000	Pass
			1	1	0	0	21.53	-34.74	21.53	0.171	1.000	Pass
			1	131	0	0	21.46	-34.78	21.46	0.168	1.000	Pass
		QPSK	64	32	0	0	21.87	-34.68	21.87	0.185	1.000	Pass
			1	1	0	0	21.6	-34.69	21.6	0.174	1.000	Pass
			1	131	0	0	21.49	-34.69	21.49	0.169	1.000	Pass
	MCH	PI2 BPSK	64	32	0	0	21.58	-35.06	21.58	0.173	1.000	Pass
			1	1	0	0	21.66	-35.13	21.66	0.176	1.000	Pass
			1	131	0	0	21.57	-35.1	21.57	0.173	1.000	Pass
		QPSK	64	32	0	0	21.48	-35.09	21.48	0.169	1.000	Pass
			1	1	0	0	21.74	-35.03	21.74	0.179	1.000	Pass
			1	131	0	0	21.67	-35.02	21.67	0.177	1.000	Pass
	HCH	PI2 BPSK	64	32	0	0	21.68	-34.59	21.68	0.177	1.000	Pass
			1	1	0	0	21.43	-34.55	21.43	0.167	1.000	Pass
			1	131	0	0	21.6	-34.63	21.6	0.174	1.000	Pass
		QPSK	64	32	0	0	21.73	-34.6	21.73	0.179	1.000	Pass
			1	1	0	0	21.4	-34.56	21.4	0.166	1.000	Pass
			1	131	0	0	21.77	-34.57	21.77	0.181	1.000	Pass

20MHz(LTE) + 100MHz(NR)	LCH	PI2 BPSK	135	67	0	0	21.65	-34.69	21.65	0.176	1.000	Pass
			1	1	0	0	21.47	-34.69	21.47	0.169	1.000	Pass
			1	271	0	0	21.75	-34.7	21.75	0.180	1.000	Pass
		QPSK	135	67	0	0	21.5	-34.71	21.5	0.170	1.000	Pass
			1	1	0	0	21.64	-34.7	21.64	0.175	1.000	Pass
			1	271	0	0	21.74	-34.73	21.74	0.179	1.000	Pass
	MCH	PI2 BPSK	135	67	0	0	21.47	-35.04	21.47	0.169	1.000	Pass
			1	1	0	0	21.49	-35.01	21.49	0.169	1.000	Pass
			1	271	0	0	21.68	-35.02	21.68	0.177	1.000	Pass
		QPSK	135	67	0	0	21.53	-35.12	21.53	0.171	1.000	Pass
			1	1	0	0	21.58	-35	21.58	0.173	1.000	Pass
			1	271	0	0	21.67	-35.02	21.67	0.177	1.000	Pass
	HCH	PI2 BPSK	135	67	0	0	21.6	-34.6	21.6	0.174	1.000	Pass
			1	1	0	0	21.46	-34.62	21.46	0.168	1.000	Pass
			1	271	0	0	21.75	-34.57	21.75	0.180	1.000	Pass
		QPSK	135	67	0	0	21.5	-34.58	21.5	0.170	1.000	Pass
			1	1	0	0	21.49	-34.58	21.49	0.169	1.000	Pass
			1	271	0	0	21.8	-34.55	21.8	0.182	1.000	Pass

Test BW	Test Channel	Test Mode	NR UL RB No.	NR UL RB Pos.	LTE UL RB No.	LTE UL RB Pos.	NR Conducted Output Power (dBm)	LTE Conducted Output Power (dBm)	Total Conducted Output Power (dBm)	EIRP (W)	Limit (W)	Verdict
DC_7A_n78A (3450-3550 MHz)												
20MHz(LTE) + 20MHz(NR)	LCH	PI2 BPSK	25	12	0	0	21.84	-34.83	21.84	0.184	1.000	Pass
			1	1	0	0	21.87	-34.89	21.87	0.185	1.000	Pass
			1	49	0	0	21.67	-34.95	21.67	0.177	1.000	Pass
		QPSK	25	12	0	0	21.88	-34.89	21.88	0.185	1.000	Pass
			1	1	0	0	21.93	-34.88	21.93	0.187	1.000	Pass
			1	49	0	0	21.78	-34.87	21.78	0.181	1.000	Pass
	MCH	PI2 BPSK	25	12	0	0	21.73	-34.85	21.73	0.179	1.000	Pass
			1	1	0	0	21.54	-34.93	21.54	0.171	1.000	Pass
			1	49	0	0	21.72	-34.91	21.72	0.179	1.000	Pass
		QPSK	25	12	0	0	21.6	-34.93	21.6	0.174	1.000	Pass
			1	1	0	0	21.72	-34.93	21.72	0.179	1.000	Pass
			1	49	0	0	21.85	-34.9	21.85	0.184	1.000	Pass
	HCH	PI2 BPSK	25	12	0	0	21.7	-34.8	21.7	0.178	1.000	Pass
			1	1	0	0	21.82	-34.77	21.83	0.183	1.000	Pass
			1	49	0	0	21.47	-34.76	21.47	0.169	1.000	Pass
		QPSK	25	12	0	0	21.55	-34.76	21.55	0.172	1.000	Pass
			1	1	0	0	21.75	-34.78	21.75	0.180	1.000	Pass
			1	49	0	0	21.55	-34.78	21.55	0.172	1.000	Pass
20MHz(LTE) + 50MHz(NR)	LCH	PI2 BPSK	64	32	0	0	21.97	-34.9	21.97	0.189	1.000	Pass
			1	1	0	0	21.67	-34.81	21.67	0.177	1.000	Pass
			1	131	0	0	21.75	-34.86	21.75	0.180	1.000	Pass
		QPSK	64	32	0	0	21.76	-34.8	21.76	0.180	1.000	Pass
			1	1	0	0	21.84	-34.86	21.84	0.184	1.000	Pass
			1	131	0	0	21.79	-34.89	21.79	0.182	1.000	Pass
	MCH	PI2 BPSK	64	32	0	0	21.56	-34.92	21.56	0.172	1.000	Pass
			1	1	0	0	21.32	-34.88	21.32	0.163	1.000	Pass
			1	131	0	0	21.4	-34.88	21.4	0.166	1.000	Pass
		QPSK	64	32	0	0	21.41	-34.93	21.41	0.166	1.000	Pass
			1	1	0	0	21.45	-34.94	21.45	0.168	1.000	Pass
			1	131	0	0	21.41	-34.9	21.41	0.166	1.000	Pass
	HCH	PI2 BPSK	64	32	0	0	21.54	-34.74	21.54	0.171	1.000	Pass
			1	1	0	0	21.55	-34.76	21.55	0.172	1.000	Pass
			1	131	0	0	21.27	-34.75	21.27	0.161	1.000	Pass
		QPSK	64	32	0	0	21.54	-34.76	21.54	0.171	1.000	Pass
			1	1	0	0	21.47	-34.77	21.47	0.169	1.000	Pass
			1	131	0	0	21.28	-34.77	21.28	0.161	1.000	Pass

20MHz(LTE) + 100MHz(NR)	LCH	PI2 BPSK	135	67	0	0	21.41	-34.88	21.41	0.166	1.000	Pass
			1	1	0	0	21.5	-34.86	21.5	0.170	1.000	Pass
			1	271	0	0	21.18	-34.89	21.18	0.158	1.000	Pass
		QPSK	135	67	0	0	21.45	-34.9	21.45	0.168	1.000	Pass
			1	1	0	0	21.58	-34.85	21.58	0.173	1.000	Pass
			1	271	0	0	21.21	-34.89	21.21	0.159	1.000	Pass
	MCH	PI2 BPSK	135	67	0	0	21.39	-34.89	21.39	0.166	1.000	Pass
			1	1	0	0	21.49	-34.94	21.49	0.169	1.000	Pass
			1	271	0	0	21.3	-34.91	21.3	0.162	1.000	Pass
		QPSK	135	67	0	0	21.41	-34.9	21.41	0.166	1.000	Pass
			1	1	0	0	21.47	-34.88	21.47	0.169	1.000	Pass
			1	271	0	0	21.28	-34.88	21.28	0.161	1.000	Pass
	HCH	PI2 BPSK	135	67	0	0	21.4	-34.75	21.4	0.166	1.000	Pass
			1	1	0	0	21.49	-34.78	21.49	0.169	1.000	Pass
			1	271	0	0	21.2	-34.76	21.2	0.158	1.000	Pass
		QPSK	135	67	0	0	21.3	-34.8	21.3	0.162	1.000	Pass
			1	1	0	0	21.6	-34.82	21.6	0.174	1.000	Pass
			1	271	0	0	21.29	-34.79	21.29	0.162	1.000	Pass

Test BW	Test Channel	Test Mode	NR UL RB No.	NR UL RB Pos.	LTE UL RB No.	LTE UL RB Pos.	NR Conducted Output Power (dBm)	LTE Conducted Output Power (dBm)	Total Conducted Output Power (dBm)	EIRP (W)	Limit (W)	Verdict
DC_7A_n78A (3550-3700 MHz)												
20MHz(LTE) + 20MHz(NR)	LCH	PI2 BPSK	25	12	0	0	21.07	-34.610	21.07	0.154	0.200	Pass
			1	1	0	0	20.90	-34.670	20.90	0.148	0.200	Pass
			1	49	0	0	20.98	-34.680	20.98	0.151	0.200	Pass
		QPSK	25	12	0	0	21.03	-34.690	21.03	0.152	0.200	Pass
			1	1	0	0	20.94	-34.610	20.94	0.149	0.200	Pass
			1	49	0	0	20.95	-34.660	20.95	0.150	0.200	Pass
	MCH	PI2 BPSK	25	12	0	0	20.93	-34.700	20.93	0.149	0.200	Pass
			1	1	0	0	20.82	-34.650	20.82	0.145	0.200	Pass
			1	49	0	0	20.86	-34.600	20.86	0.147	0.200	Pass
		QPSK	25	12	0	0	20.91	-34.690	20.91	0.148	0.200	Pass
			1	1	0	0	20.81	-34.700	20.81	0.145	0.200	Pass
			1	49	0	0	20.95	-34.690	20.95	0.150	0.200	Pass
	HCH	PI2 BPSK	25	12	0	0	21.12	-34.600	21.12	0.156	0.200	Pass
			1	1	0	0	20.92	-34.530	20.92	0.149	0.200	Pass
			1	49	0	0	21.02	-34.580	21.03	0.152	0.200	Pass
		QPSK	25	12	0	0	21.11	-34.580	21.11	0.155	0.200	Pass
			1	1	0	0	21.06	-34.590	21.06	0.153	0.200	Pass
			1	49	0	0	21.07	-34.540	21.08	0.154	0.200	Pass
20MHz(LTE) + 50MHz(NR)	LCH	PI2 BPSK	64	32	0	0	20.86	-34.670	20.86	0.147	0.200	Pass
			1	1	0	0	17.22	-34.640	17.22	0.063	0.200	Pass
			1	131	0	0	20.74	-34.640	20.74	0.143	0.200	Pass
		QPSK	64	32	0	0	20.84	-34.680	20.84	0.146	0.200	Pass
			1	1	0	0	20.93	-34.640	20.93	0.149	0.200	Pass
			1	131	0	0	20.80	-34.610	20.80	0.145	0.200	Pass
	MCH	PI2 BPSK	64	32	0	0	20.75	-34.650	20.75	0.143	0.200	Pass
			1	1	0	0	17.04	-34.660	17.04	0.061	0.200	Pass
			1	131	0	0	16.37	-34.660	16.37	0.052	0.200	Pass
		QPSK	64	32	0	0	20.84	-34.650	20.84	0.146	0.200	Pass
			1	1	0	0	20.76	-34.710	20.76	0.143	0.200	Pass
			1	131	0	0	20.69	-34.630	20.69	0.141	0.200	Pass
	HCH	PI2 BPSK	64	32	0	0	20.73	-34.540	20.73	0.142	0.200	Pass
			1	1	0	0	20.66	-34.570	20.66	0.140	0.200	Pass
			1	131	0	0	20.67	-34.560	20.67	0.140	0.200	Pass
		QPSK	64	32	0	0	20.83	-34.560	20.83	0.146	0.200	Pass
			1	1	0	0	20.77	-34.590	20.77	0.144	0.200	Pass
			1	131	0	0	20.68	-34.570	20.68	0.141	0.200	Pass

20MHz(LTE) + 100MHz(NR)	LCH	PI2 BPSK	135	67	0	0	20.81	-34.590	20.81	0.145	0.200	Pass
			1	1	0	0	20.71	-34.600	20.71	0.142	0.200	Pass
			1	271	0	0	20.73	-34.590	20.73	0.142	0.200	Pass
		QPSK	135	67	0	0	20.75	-34.660	20.75	0.143	0.200	Pass
			1	1	0	0	20.77	-34.650	20.77	0.144	0.200	Pass
			1	271	0	0	20.72	-34.670	20.72	0.142	0.200	Pass
	MCH	PI2 BPSK	135	67	0	0	20.73	-34.660	20.73	0.142	0.200	Pass
			1	1	0	0	20.76	-34.700	20.76	0.143	0.200	Pass
			1	271	0	0	20.74	-34.670	20.74	0.143	0.200	Pass
		QPSK	135	67	0	0	20.75	-34.660	20.75	0.143	0.200	Pass
			1	1	0	0	20.82	-34.720	20.82	0.145	0.200	Pass
			1	271	0	0	20.72	-34.670	20.72	0.142	0.200	Pass
	HCH	PI2 BPSK	135	67	0	0	20.76	-34.520	20.76	0.143	0.200	Pass
			1	1	0	0	20.77	-34.530	20.78	0.144	0.200	Pass
			1	271	0	0	20.74	-34.560	20.74	0.143	0.200	Pass
		QPSK	135	67	0	0	20.70	-34.510	20.70	0.141	0.200	Pass
			1	1	0	0	20.82	-34.610	20.82	0.145	0.200	Pass
			1	271	0	0	20.83	-34.620	20.83	0.146	0.200	Pass

Test BW	Test Channel	Test Mode	NR UL RB No.	NR UL RB Pos.	LTE UL RB No.	LTE UL RB Pos.	NR Conducted Output Power (dBm)	LTE Conducted Output Power (dBm)	Total Conducted Output Power (dBm)	EIRP (W)	Limit (W)	Verdict
DC_7A_n78A (3700-3800 MHz)												
20MHz(LTE) + 20MHz(NR)	LCH	PI2 BPSK	25	12	0	0	21.77	-34.87	21.77	0.181	1.000	Pass
			1	1	0	0	21.58	-34.83	21.58	0.173	1.000	Pass
			1	49	0	0	21.77	-34.88	21.77	0.181	1.000	Pass
		QPSK	25	12	0	0	21.8	-34.8	21.8	0.182	1.000	Pass
			1	1	0	0	21.59	-34.84	21.59	0.173	1.000	Pass
			1	49	0	0	21.77	-34.84	21.77	0.181	1.000	Pass
	MCH	PI2 BPSK	25	12	0	0	21.67	-34.89	21.67	0.177	1.000	Pass
			1	1	0	0	21.62	-34.88	21.63	0.175	1.000	Pass
			1	49	0	0	21.74	-34.93	21.74	0.179	1.000	Pass
		QPSK	25	12	0	0	21.64	-34.92	21.64	0.175	1.000	Pass
			1	1	0	0	21.71	-34.9	21.71	0.178	1.000	Pass
			1	49	0	0	21.9	-34.88	21.9	0.186	1.000	Pass
	HCH	PI2 BPSK	25	12	0	0	21.94	-34.79	21.94	0.188	1.000	Pass
			1	1	0	0	21.75	-34.78	21.76	0.180	1.000	Pass
			1	49	0	0	21.84	-34.74	21.84	0.184	1.000	Pass
		QPSK	25	12	0	0	21.98	-34.73	21.98	0.190	1.000	Pass
			1	1	0	0	21.79	-34.77	21.79	0.182	1.000	Pass
			1	49	0	0	21.81	-34.76	21.81	0.182	1.000	Pass
20MHz(LTE) + 50MHz(NR)	LCH	PI2 BPSK	64	32	0	0	21.79	-34.91	21.79	0.182	1.000	Pass
			1	1	0	0	21.6	-34.91	21.6	0.174	1.000	Pass
			1	131	0	0	21.4	-34.87	21.4	0.166	1.000	Pass
		QPSK	64	32	0	0	21.78	-34.87	21.78	0.181	1.000	Pass
			1	1	0	0	21.72	-34.81	21.72	0.179	1.000	Pass
			1	131	0	0	21.39	-34.9	21.39	0.166	1.000	Pass
	MCH	PI2 BPSK	64	32	0	0	21.42	-34.93	21.42	0.167	1.000	Pass
			1	1	0	0	21.59	-34.89	21.59	0.173	1.000	Pass
			1	131	0	0	21.5	-34.91	21.5	0.170	1.000	Pass
		QPSK	64	32	0	0	21.61	-34.94	21.61	0.174	1.000	Pass
			1	1	0	0	21.81	-34.88	21.81	0.182	1.000	Pass
			1	131	0	0	21.53	-34.91	21.53	0.171	1.000	Pass
	HCH	PI2 BPSK	64	32	0	0	21.67	-34.77	21.67	0.177	1.000	Pass
			1	1	0	0	21.39	-34.74	21.39	0.166	1.000	Pass
			1	131	0	0	21.65	-34.77	21.65	0.176	1.000	Pass
		QPSK	64	32	0	0	21.54	-34.75	21.54	0.171	1.000	Pass
			1	1	0	0	21.3	-34.82	21.31	0.163	1.000	Pass
			1	131	0	0	21.78	-34.73	21.78	0.181	1.000	Pass

20MHz(LTE) + 100MHz(NR)	LCH	PI2 BPSK	135	67	0	0	21.61	-34.83	21.61	0.174	1.000	Pass
			1	1	0	0	21.44	-34.86	21.44	0.167	1.000	Pass
			1	271	0	0	21.64	-34.85	21.64	0.175	1.000	Pass
		QPSK	135	67	0	0	21.48	-34.89	21.48	0.169	1.000	Pass
			1	1	0	0	21.41	-34.93	21.41	0.166	1.000	Pass
			1	271	0	0	21.73	-34.9	21.73	0.179	1.000	Pass
	MCH	PI2 BPSK	135	67	0	0	21.62	-34.89	21.62	0.175	1.000	Pass
			1	1	0	0	21.48	-34.93	21.48	0.169	1.000	Pass
			1	271	0	0	21.71	-34.91	21.71	0.178	1.000	Pass
		QPSK	135	67	0	0	21.42	-34.92	21.42	0.167	1.000	Pass
			1	1	0	0	21.46	-34.88	21.46	0.168	1.000	Pass
			1	271	0	0	21.67	-34.89	21.67	0.177	1.000	Pass
	HCH	PI2 BPSK	135	67	0	0	21.62	-34.74	21.62	0.175	1.000	Pass
			1	1	0	0	21.38	-34.81	21.38	0.165	1.000	Pass
			1	271	0	0	21.72	-34.84	21.72	0.179	1.000	Pass
		QPSK	135	67	0	0	21.5	-34.75	21.5	0.170	1.000	Pass
			1	1	0	0	21.42	-34.75	21.42	0.167	1.000	Pass
			1	271	0	0	21.74	-34.77	21.74	0.179	1.000	Pass

Test BW	Test Channel	Test Mode	NR UL RB No.	NR UL RB Pos.	LTE UL RB No.	LTE UL RB Pos.	NR Conducted Output Power (dBm)	LTE Conducted Output Power (dBm)	Total Conducted Output Power (dBm)	EIRP (W)	Limit (W)	Verdict
DC_41A_n78A (3450-3550 MHz)												
20MHz(LTE) + 20MHz(NR)	LCH	PI2 BPSK	25	12	0	0	21.82	-34.87	21.82	0.183	1.000	Pass
			1	1	0	0	21.86	-34.87	21.86	0.185	1.000	Pass
			1	49	0	0	21.62	-34.88	21.62	0.175	1.000	Pass
		QPSK	25	12	0	0	21.81	-34.83	21.81	0.182	1.000	Pass
			1	1	0	0	21.98	-34.87	21.98	0.190	1.000	Pass
			1	49	0	0	21.83	-34.86	21.83	0.183	1.000	Pass
	MCH	PI2 BPSK	25	12	0	0	21.68	-34.7	21.68	0.177	1.000	Pass
			1	1	0	0	21.56	-34.72	21.56	0.172	1.000	Pass
			1	49	0	0	21.82	-34.7	21.82	0.183	1.000	Pass
		QPSK	25	12	0	0	21.7	-34.78	21.7	0.178	1.000	Pass
			1	1	0	0	21.6	-34.74	21.6	0.174	1.000	Pass
			1	49	0	0	21.65	-34.72	21.65	0.176	1.000	Pass
	HCH	PI2 BPSK	25	12	0	0	21.59	-34.68	21.59	0.173	1.000	Pass
			1	1	0	0	21.69	-34.65	21.69	0.177	1.000	Pass
			1	49	0	0	21.53	-34.66	21.53	0.171	1.000	Pass
		QPSK	25	12	0	0	21.58	-34.67	21.58	0.173	1.000	Pass
			1	1	0	0	21.66	-34.62	21.66	0.176	1.000	Pass
			1	49	0	0	21.63	-34.68	21.63	0.175	1.000	Pass
20MHz(LTE) + 50MHz(NR)	LCH	PI2 BPSK	64	32	0	0	21.74	-34.88	21.74	0.179	1.000	Pass
			1	1	0	0	21.68	-34.93	21.68	0.177	1.000	Pass
			1	131	0	0	21.78	-34.84	21.78	0.181	1.000	Pass
		QPSK	64	32	0	0	21.8	-34.88	21.8	0.182	1.000	Pass
			1	1	0	0	21.87	-34.96	21.87	0.185	1.000	Pass
			1	131	0	0	21.76	-34.91	21.76	0.180	1.000	Pass
	MCH	PI2 BPSK	64	32	0	0	21.61	-34.7	21.62	0.175	1.000	Pass
			1	1	0	0	21.27	-34.72	21.27	0.161	1.000	Pass
			1	131	0	0	21.41	-34.71	21.41	0.166	1.000	Pass
		QPSK	64	32	0	0	21.56	-34.73	21.56	0.172	1.000	Pass
			1	1	0	0	21.31	-34.73	21.31	0.163	1.000	Pass
			1	131	0	0	21.57	-34.69	21.57	0.173	1.000	Pass
	HCH	PI2 BPSK	64	32	0	0	21.52	-34.67	21.52	0.171	1.000	Pass
			1	1	0	0	21.54	-34.56	21.54	0.171	1.000	Pass
			1	131	0	0	21.27	-34.7	21.27	0.161	1.000	Pass
		QPSK	64	32	0	0	21.5	-34.6	21.5	0.170	1.000	Pass
			1	1	0	0	21.49	-34.68	21.49	0.169	1.000	Pass
			1	131	0	0	21.37	-34.67	21.37	0.165	1.000	Pass

20MHz(LTE) + 100MHz(NR)	LCH	PI2 BPSK	135	67	0	0	21.39	-34.87	21.4	0.166	1.000	Pass
			1	1	0	0	21.52	-34.91	21.52	0.171	1.000	Pass
			1	271	0	0	21.32	-34.84	21.32	0.163	1.000	Pass
		QPSK	135	67	0	0	21.26	-34.86	21.26	0.161	1.000	Pass
			1	1	0	0	21.71	-34.88	21.71	0.178	1.000	Pass
			1	271	0	0	21.36	-34.91	21.36	0.164	1.000	Pass
	MCH	PI2 BPSK	135	67	0	0	21.37	-34.78	21.37	0.165	1.000	Pass
			1	1	0	0	21.5	-34.74	21.5	0.170	1.000	Pass
			1	271	0	0	21.19	-34.73	21.19	0.158	1.000	Pass
		QPSK	135	67	0	0	21.35	-34.75	21.35	0.164	1.000	Pass
			1	1	0	0	21.69	-34.76	21.69	0.177	1.000	Pass
			1	271	0	0	21.2	-34.68	21.2	0.158	1.000	Pass
	HCH	PI2 BPSK	135	67	0	0	21.48	-34.68	21.48	0.169	1.000	Pass
			1	1	0	0	21.5	-34.65	21.5	0.170	1.000	Pass
			1	271	0	0	21.19	-34.64	21.19	0.158	1.000	Pass
		QPSK	135	67	0	0	21.28	-34.67	21.28	0.161	1.000	Pass
			1	1	0	0	21.62	-34.66	21.62	0.175	1.000	Pass
			1	271	0	0	21.33	-34.64	21.33	0.163	1.000	Pass

Test BW	Test Channel	Test Mode	NR UL RB No.	NR UL RB Pos.	LTE UL RB No.	LTE UL RB Pos.	NR Conducted Output Power (dBm)	LTE Conducted Output Power (dBm)	Total Conducted Output Power (dBm)	EIRP (W)	Limit (W)	Verdict
DC_41A_n78A (3550-3700 MHz)												
20MHz(LTE) + 20MHz(NR)	LCH	PI2 BPSK	25	12	0	0	18.96	-34.670	18.96	0.095	0.200	Pass
			1	1	0	0	18.86	-34.660	18.86	0.092	0.200	Pass
			1	49	0	0	18.89	-34.630	18.89	0.093	0.200	Pass
		QPSK	25	12	0	0	18.92	-34.680	18.92	0.094	0.200	Pass
			1	1	0	0	18.94	-34.630	18.94	0.094	0.200	Pass
			1	49	0	0	18.88	-34.670	18.88	0.093	0.200	Pass
	MCH	PI2 BPSK	25	12	0	0	18.89	-34.520	18.89	0.093	0.200	Pass
			1	1	0	0	18.73	-34.520	18.74	0.090	0.200	Pass
			1	49	0	0	18.83	-34.490	18.83	0.092	0.200	Pass
		QPSK	25	12	0	0	18.88	-34.470	18.88	0.093	0.200	Pass
			1	1	0	0	18.70	-34.560	18.71	0.089	0.200	Pass
			1	49	0	0	18.80	-34.530	18.80	0.091	0.200	Pass
	HCH	PI2 BPSK	25	12	0	0	18.89	-34.500	18.90	0.093	0.200	Pass
			1	1	0	0	18.80	-34.490	18.81	0.091	0.200	Pass
			1	49	0	0	18.84	-34.510	18.84	0.092	0.200	Pass
		QPSK	25	12	0	0	18.90	-34.510	18.90	0.093	0.200	Pass
			1	1	0	0	18.91	-34.440	18.91	0.094	0.200	Pass
			1	49	0	0	18.95	-34.500	18.95	0.094	0.200	Pass
20MHz(LTE) + 50MHz(NR)	LCH	PI2 BPSK	64	32	0	0	18.77	-34.620	18.77	0.091	0.200	Pass
			1	1	0	0	18.59	-34.680	18.60	0.087	0.200	Pass
			1	131	0	0	18.58	-34.640	18.58	0.087	0.200	Pass
		QPSK	64	32	0	0	18.74	-34.660	18.74	0.090	0.200	Pass
			1	1	0	0	18.75	-34.650	18.75	0.090	0.200	Pass
			1	131	0	0	18.67	-34.640	18.67	0.089	0.200	Pass
	MCH	PI2 BPSK	64	32	0	0	18.60	-34.540	18.60	0.087	0.200	Pass
			1	1	0	0	18.58	-34.530	18.58	0.087	0.200	Pass
			1	131	0	0	18.49	-34.540	18.49	0.085	0.200	Pass
		QPSK	64	32	0	0	18.66	-34.520	18.67	0.089	0.200	Pass
			1	1	0	0	18.62	-34.480	18.62	0.087	0.200	Pass
			1	131	0	0	18.53	-34.530	18.53	0.086	0.200	Pass
	HCH	PI2 BPSK	64	32	0	0	18.71	-34.560	18.72	0.090	0.200	Pass
			1	1	0	0	18.58	-34.490	18.58	0.087	0.200	Pass
			1	131	0	0	18.52	-34.570	18.52	0.086	0.200	Pass
		QPSK	64	32	0	0	18.65	-34.500	18.65	0.088	0.200	Pass
			1	1	0	0	18.57	-34.580	18.57	0.086	0.200	Pass
			1	131	0	0	18.58	-34.530	18.58	0.087	0.200	Pass

20MHz(LTE) + 100MHz(NR)	LCH	PI2 BPSK	135	67	0	0	18.60	-34.660	18.60	0.087	0.200	Pass
			1	1	0	0	18.49	-34.660	18.49	0.085	0.200	Pass
			1	271	0	0	18.49	-34.640	18.49	0.085	0.200	Pass
		QPSK	135	67	0	0	18.54	-34.680	18.54	0.086	0.200	Pass
			1	1	0	0	18.59	-34.660	18.59	0.087	0.200	Pass
			1	271	0	0	18.65	-34.630	18.65	0.088	0.200	Pass
	MCH	PI2 BPSK	135	67	0	0	18.57	-34.490	18.57	0.086	0.200	Pass
			1	1	0	0	18.57	-34.570	18.57	0.086	0.200	Pass
			1	271	0	0	18.51	-34.510	18.51	0.085	0.200	Pass
		QPSK	135	67	0	0	18.52	-34.500	18.52	0.086	0.200	Pass
			1	1	0	0	18.61	-34.540	18.61	0.087	0.200	Pass
			1	271	0	0	18.58	-34.590	18.58	0.087	0.200	Pass
	HCH	PI2 BPSK	135	67	0	0	18.61	-34.520	18.61	0.087	0.200	Pass
			1	1	0	0	18.57	-34.550	18.57	0.086	0.200	Pass
			1	271	0	0	18.60	-34.540	18.60	0.087	0.200	Pass
		QPSK	135	67	0	0	18.60	-34.490	18.60	0.087	0.200	Pass
			1	1	0	0	18.68	-34.580	18.68	0.089	0.200	Pass
			1	271	0	0	18.64	-34.560	18.64	0.088	0.200	Pass

Test BW	Test Channel	Test Mode	NR UL RB No.	NR UL RB Pos.	LTE UL RB No.	LTE UL RB Pos.	NR Conducted Output Power (dBm)	LTE Conducted Output Power (dBm)	Total Conducted Output Power (dBm)	EIRP (W)	Limit (W)	Verdict
DC_41A_n78A (3700-3800 MHz)												
20MHz(LTE) + 20MHz(NR)	LCH	PI2 BPSK	25	12	0	0	21.76	-34.95	21.76	0.180	1.000	Pass
			1	1	0	0	21.53	-34.91	21.53	0.171	1.000	Pass
			1	49	0	0	21.67	-34.87	21.67	0.177	1.000	Pass
		QPSK	25	12	0	0	21.79	-34.9	21.79	0.182	1.000	Pass
			1	1	0	0	21.64	-34.86	21.64	0.175	1.000	Pass
			1	49	0	0	21.78	-34.9	21.78	0.181	1.000	Pass
	MCH	PI2 BPSK	25	12	0	0	21.61	-34.67	21.61	0.174	1.000	Pass
			1	1	0	0	21.68	-34.7	21.68	0.177	1.000	Pass
			1	49	0	0	21.79	-34.72	21.79	0.182	1.000	Pass
		QPSK	25	12	0	0	21.59	-34.68	21.59	0.173	1.000	Pass
			1	1	0	0	21.79	-34.69	21.79	0.182	1.000	Pass
			1	49	0	0	21.77	-34.73	21.77	0.181	1.000	Pass
	HCH	PI2 BPSK	25	12	0	0	21.99	-34.64	21.99	0.190	1.000	Pass
			1	1	0	0	21.8	-34.63	21.8	0.182	1.000	Pass
			1	49	0	0	21.9	-34.65	21.9	0.186	1.000	Pass
QPSK		25	12	0	0	22.04	-34.62	22.04	0.192	1.000	Pass	
		1	1	0	0	21.87	-34.6	21.87	0.185	1.000	Pass	
		1	49	0	0	21.91	-34.67	21.91	0.187	1.000	Pass	
20MHz(LTE) + 50MHz(NR)	LCH	PI2 BPSK	64	32	0	0	21.84	-34.91	21.84	0.184	1.000	Pass
			1	1	0	0	21.62	-34.97	21.63	0.175	1.000	Pass
			1	131	0	0	21.52	-34.9	21.52	0.171	1.000	Pass
		QPSK	64	32	0	0	21.84	-34.89	21.85	0.184	1.000	Pass
			1	1	0	0	21.61	-34.96	21.61	0.174	1.000	Pass
			1	131	0	0	21.54	-34.97	21.54	0.171	1.000	Pass
	MCH	PI2 BPSK	64	32	0	0	21.57	-34.78	21.57	0.173	1.000	Pass
			1	1	0	0	21.63	-34.67	21.63	0.175	1.000	Pass
			1	131	0	0	21.57	-34.66	21.57	0.173	1.000	Pass
		QPSK	64	32	0	0	21.54	-34.71	21.54	0.171	1.000	Pass
			1	1	0	0	21.82	-34.75	21.82	0.183	1.000	Pass
			1	131	0	0	21.64	-34.77	21.64	0.175	1.000	Pass
	HCH	PI2 BPSK	64	32	0	0	21.67	-34.66	21.67	0.177	1.000	Pass
			1	1	0	0	21.36	-34.67	21.36	0.164	1.000	Pass
			1	131	0	0	21.59	-34.66	21.59	0.173	1.000	Pass
		QPSK	64	32	0	0	21.62	-34.61	21.62	0.175	1.000	Pass
			1	1	0	0	21.42	-34.63	21.42	0.167	1.000	Pass
			1	131	0	0	21.54	-34.64	21.54	0.171	1.000	Pass

20MHz(LTE) + 100MHz(NR)	LCH	PI2 BPSK	135	67	0	0	21.62	-34.84	21.62	0.175	1.000	Pass
			1	1	0	0	21.48	-34.92	21.48	0.169	1.000	Pass
			1	271	0	0	21.67	-34.9	21.67	0.177	1.000	Pass
		QPSK	135	67	0	0	21.61	-34.89	21.61	0.174	1.000	Pass
			1	1	0	0	21.61	-34.87	21.62	0.175	1.000	Pass
			1	271	0	0	21.71	-34.92	21.71	0.178	1.000	Pass
	MCH	PI2 BPSK	135	67	0	0	21.65	-34.68	21.65	0.176	1.000	Pass
			1	1	0	0	21.52	-34.76	21.52	0.171	1.000	Pass
			1	271	0	0	21.72	-34.7	21.72	0.179	1.000	Pass
		QPSK	135	67	0	0	21.6	-34.78	21.6	0.174	1.000	Pass
			1	1	0	0	21.46	-34.7	21.46	0.168	1.000	Pass
			1	271	0	0	21.68	-34.7	21.68	0.177	1.000	Pass
	HCH	PI2 BPSK	135	67	0	0	21.56	-34.66	21.56	0.172	1.000	Pass
			1	1	0	0	21.44	-34.67	21.44	0.167	1.000	Pass
			1	271	0	0	21.66	-34.69	21.66	0.176	1.000	Pass
		QPSK	135	67	0	0	21.64	-34.65	21.64	0.175	1.000	Pass
			1	1	0	0	21.46	-34.59	21.46	0.168	1.000	Pass
			1	271	0	0	21.84	-34.6	21.84	0.184	1.000	Pass

Test BW	Test Channel	Test Mode	NR UL RB No.	NR UL RB Pos.	LTE UL RB No.	LTE UL RB Pos.	NR Conducted Output Power (dBm)	LTE Conducted Output Power (dBm)	Total Conducted Output Power (dBm)	EIRP (W)	Limit (W)	Verdict
DC_42A_n78A (3450-3550 MHz)												
20MHz(LTE) + 20MHz(NR)	LCH	PI2 BPSK	25	12	0	0	18.99	-35.630	18.99	0.095	1.000	Pass
			1	1	0	0	18.93	-35.660	18.93	0.094	1.000	Pass
			1	49	0	0	18.90	-35.640	18.90	0.093	1.000	Pass
		QPSK	25	12	0	0	18.98	-35.690	18.98	0.095	1.000	Pass
			1	1	0	0	18.93	-35.630	18.93	0.094	1.000	Pass
			1	49	0	0	19.13	-35.680	19.13	0.098	1.000	Pass
	MCH	PI2 BPSK	25	12	0	0	19.06	-35.730	19.06	0.097	1.000	Pass
			1	1	0	0	19.05	-35.660	19.05	0.097	1.000	Pass
			1	49	0	0	19.06	-35.670	19.06	0.097	1.000	Pass
		QPSK	25	12	0	0	19.08	-35.660	19.08	0.097	1.000	Pass
			1	1	0	0	19.20	-35.650	19.20	0.100	1.000	Pass
			1	49	0	0	19.16	-35.740	19.17	0.099	1.000	Pass
	HCH	PI2 BPSK	25	12	0	0	18.50	-35.540	18.50	0.085	1.000	Pass
			1	1	0	0	18.79	-35.660	18.79	0.091	1.000	Pass
			1	49	0	0	18.52	-35.640	18.53	0.086	1.000	Pass
		QPSK	25	12	0	0	18.76	-35.610	18.76	0.090	1.000	Pass
			1	1	0	0	18.94	-35.610	18.94	0.094	1.000	Pass
			1	49	0	0	18.55	-35.630	18.55	0.086	1.000	Pass
20MHz(LTE) + 50MHz(NR)	LCH	PI2 BPSK	64	32	0	0	18.67	-35.680	18.67	0.089	1.000	Pass
			1	1	0	0	18.58	-35.680	18.58	0.087	1.000	Pass
			1	131	0	0	18.63	-35.630	18.63	0.088	1.000	Pass
		QPSK	64	32	0	0	18.74	-35.690	18.74	0.090	1.000	Pass
			1	1	0	0	18.65	-35.630	18.65	0.088	1.000	Pass
			1	131	0	0	18.82	-35.630	18.82	0.092	1.000	Pass
	MCH	PI2 BPSK	64	32	0	0	18.54	-35.690	18.54	0.086	1.000	Pass
			1	1	0	0	18.72	-35.620	18.72	0.090	1.000	Pass
			1	131	0	0	18.44	-35.710	18.44	0.084	1.000	Pass
		QPSK	64	32	0	0	18.77	-35.650	18.77	0.091	1.000	Pass
			1	1	0	0	18.92	-35.690	18.92	0.094	1.000	Pass
			1	131	0	0	18.54	-35.680	18.54	0.086	1.000	Pass
	HCH	PI2 BPSK	64	32	0	0	18.54	-35.610	18.54	0.086	1.000	Pass
			1	1	0	0	18.80	-35.570	18.81	0.091	1.000	Pass
			1	131	0	0	18.11	-35.630	18.11	0.078	1.000	Pass
		QPSK	64	32	0	0	18.63	-35.620	18.63	0.088	1.000	Pass
			1	1	0	0	18.81	-35.600	18.81	0.091	1.000	Pass
			1	131	0	0	18.13	-35.570	18.13	0.078	1.000	Pass

20MHz(LTE) + 100MHz(NR)	LCH	PI2 BPSK	135	67	0	0	18.75	-35.660	18.75	0.090	1.000	Pass
			1	1	0	0	18.42	-35.600	18.42	0.084	1.000	Pass
			1	271	0	0	17.91	-35.600	17.91	0.074	1.000	Pass
		QPSK	135	67	0	0	18.62	-35.720	18.62	0.087	1.000	Pass
			1	1	0	0	18.34	-35.490	18.34	0.082	1.000	Pass
			1	271	0	0	18.07	-35.640	18.07	0.077	1.000	Pass
	MCH	PI2 BPSK	135	67	0	0	18.51	-35.660	18.51	0.085	1.000	Pass
			1	1	0	0	18.39	-35.600	18.39	0.083	1.000	Pass
			1	271	0	0	17.91	-35.590	17.92	0.074	1.000	Pass
		QPSK	135	67	0	0	18.50	-35.690	18.50	0.085	1.000	Pass
			1	1	0	0	18.27	-35.710	18.27	0.081	1.000	Pass
			1	271	0	0	17.90	-35.660	17.90	0.074	1.000	Pass
	HCH	PI2 BPSK	135	67	0	0	18.41	-35.540	18.42	0.084	1.000	Pass
			1	1	0	0	18.18	-35.650	18.18	0.079	1.000	Pass
			1	271	0	0	17.81	-35.610	17.81	0.073	1.000	Pass
		QPSK	135	67	0	0	18.46	-35.570	18.46	0.084	1.000	Pass
			1	1	0	0	18.18	-35.670	18.18	0.079	1.000	Pass
			1	271	0	0	17.91	-35.580	17.91	0.074	1.000	Pass

Test BW	Test Channel	Test Mode	NR UL RB No.	NR UL RB Pos.	LTE UL RB No.	LTE UL RB Pos.	NR Conducted Output Power (dBm)	LTE Conducted Output Power (dBm)	Total Conducted Output Power (dBm)	EIRP (W)	Limit (W)	Verdict
DC_42A_n78A (3550-3700 MHz)												
20MHz(LTE) + 20MHz(NR)	LCH	PI2 BPSK	25	12	0	0	19.61	-34.920	19.61	0.110	0.200	Pass
			1	1	0	0	19.52	-34.920	19.52	0.108	0.200	Pass
			1	49	0	0	19.56	-34.920	19.56	0.109	0.200	Pass
		QPSK	25	12	0	0	19.65	-34.910	19.65	0.111	0.200	Pass
			1	1	0	0	19.65	-34.940	19.65	0.111	0.200	Pass
			1	49	0	0	19.61	-34.990	19.61	0.110	0.200	Pass
	MCH	PI2 BPSK	25	12	0	0	19.39	-34.680	19.39	0.104	0.200	Pass
			1	1	0	0	19.43	-34.820	19.43	0.105	0.200	Pass
			1	49	0	0	19.21	-34.800	19.21	0.100	0.200	Pass
		QPSK	25	12	0	0	19.35	-34.730	19.35	0.104	0.200	Pass
			1	1	0	0	19.32	-34.800	19.32	0.103	0.200	Pass
			1	49	0	0	19.14	-34.830	19.14	0.099	0.200	Pass
	HCH	PI2 BPSK	25	12	0	0	19.23	-34.440	19.23	0.101	0.200	Pass
			1	1	0	0	19.10	-34.480	19.10	0.098	0.200	Pass
			1	49	0	0	19.22	-34.690	19.22	0.100	0.200	Pass
QPSK		25	12	0	0	19.25	-34.380	19.25	0.101	0.200	Pass	
		1	1	0	0	19.15	-34.460	19.15	0.099	0.200	Pass	
		1	49	0	0	19.16	-34.600	19.16	0.099	0.200	Pass	
20MHz(LTE) + 50MHz(NR)	LCH	PI2 BPSK	64	32	0	0	19.45	-34.870	19.45	0.106	0.200	Pass
			1	1	0	0	19.39	-34.930	19.39	0.104	0.200	Pass
			1	131	0	0	19.22	-34.910	19.22	0.100	0.200	Pass
		QPSK	64	32	0	0	19.46	-34.880	19.47	0.106	0.200	Pass
			1	1	0	0	19.46	-34.940	19.46	0.106	0.200	Pass
			1	131	0	0	19.29	-34.900	19.29	0.102	0.200	Pass
	MCH	PI2 BPSK	64	32	0	0	19.14	-34.690	19.14	0.099	0.200	Pass
			1	1	0	0	19.13	-34.660	19.13	0.098	0.200	Pass
			1	131	0	0	18.94	-34.760	18.94	0.094	0.200	Pass
		QPSK	64	32	0	0	19.20	-34.550	19.20	0.100	0.200	Pass
			1	1	0	0	19.24	-34.610	19.24	0.101	0.200	Pass
			1	131	0	0	18.99	-34.770	18.99	0.095	0.200	Pass
	HCH	PI2 BPSK	64	32	0	0	18.88	-33.680	18.88	0.093	0.200	Pass
			1	1	0	0	18.81	-33.190	18.81	0.091	0.200	Pass
			1	131	0	0	18.84	-34.350	18.84	0.092	0.200	Pass
QPSK		64	32	0	0	18.88	-33.200	18.88	0.093	0.200	Pass	
		1	1	0	0	18.92	-32.790	18.92	0.094	0.200	Pass	
		1	131	0	0	18.78	-34.430	18.78	0.091	0.200	Pass	

20MHz(LTE) + 100MHz(NR)	LCH	PI2 BPSK	135	67	0	0	19.15	-34.620	19.15	0.099	0.200	Pass
			1	1	0	0	19.09	-34.690	19.09	0.097	0.200	Pass
			1	271	0	0	18.88	-34.850	18.88	0.093	0.200	Pass
		QPSK	135	67	0	0	19.13	-34.310	19.13	0.098	0.200	Pass
			1	1	0	0	19.21	-34.720	19.21	0.100	0.200	Pass
			1	271	0	0	18.89	-34.790	18.89	0.093	0.200	Pass
	MCH	PI2 BPSK	135	67	0	0	18.95	-33.480	18.95	0.094	0.200	Pass
			1	1	0	0	19.10	-33.480	19.10	0.098	0.200	Pass
			1	271	0	0	18.72	-34.450	18.72	0.090	0.200	Pass
		QPSK	135	67	0	0	19.03	-32.980	19.03	0.096	0.200	Pass
			1	1	0	0	19.30	-32.880	19.30	0.102	0.200	Pass
			1	271	0	0	18.89	-34.460	18.89	0.093	0.200	Pass
	HCH	PI2 BPSK	135	67	0	0	18.99	-22.010	18.99	0.095	0.200	Pass
			1	1	0	0	19.17	-20.900	19.17	0.099	0.200	Pass
			1	271	0	0	18.89	-33.980	18.89	0.093	0.200	Pass
		QPSK	135	67	0	0	19.04	-21.050	19.04	0.096	0.200	Pass
			1	1	0	0	19.39	-19.120	19.39	0.104	0.200	Pass
			1	271	0	0	18.95	-33.970	18.95	0.094	0.200	Pass

Test BW	Test Channel	Test Mode	NR UL RB No.	NR UL RB Pos.	LTE UL RB No.	LTE UL RB Pos.	NR Conducted Output Power (dBm)	LTE Conducted Output Power (dBm)	Total Conducted Output Power (dBm)	EIRP (W)	Limit (W)	Verdict
DC_42A_n78A (3700-3800 MHz)												
20MHz(LTE) + 20MHz(NR)	LCH	PI2 BPSK	25	12	0	0	21.50	-35.700	21.50	0.170	1.000	Pass
			1	1	0	0	22.15	-35.780	22.15	0.197	1.000	Pass
			1	49	0	0	21.99	-35.690	21.99	0.190	1.000	Pass
		QPSK	25	12	0	0	22.21	-35.730	22.21	0.200	1.000	Pass
			1	1	0	0	22.17	-35.750	22.17	0.198	1.000	Pass
			1	49	0	0	22.06	-35.670	22.06	0.193	1.000	Pass
	MCH	PI2 BPSK	25	12	0	0	21.26	-35.720	21.26	0.161	1.000	Pass
			1	1	0	0	22.27	-35.740	22.27	0.203	1.000	Pass
			1	49	0	0	22.26	-35.740	22.26	0.202	1.000	Pass
		QPSK	25	12	0	0	22.39	-35.710	22.39	0.208	1.000	Pass
			1	1	0	0	22.23	-35.800	22.23	0.201	1.000	Pass
			1	49	0	0	22.26	-35.730	22.26	0.202	1.000	Pass
	HCH	PI2 BPSK	25	12	0	0	22.84	-35.620	22.84	0.231	1.000	Pass
			1	1	0	0	22.36	-35.720	22.36	0.207	1.000	Pass
			1	49	0	0	22.25	-35.640	22.25	0.202	1.000	Pass
		QPSK	25	12	0	0	22.37	-35.650	22.37	0.207	1.000	Pass
			1	1	0	0	22.44	-35.720	22.44	0.211	1.000	Pass
			1	49	0	0	22.36	-35.650	22.36	0.207	1.000	Pass
20MHz(LTE) + 50MHz(NR)	LCH	PI2 BPSK	64	32	0	0	21.33	-25.520	21.33	0.163	1.000	Pass
			1	1	0	0	22.09	-35.720	22.09	0.195	1.000	Pass
			1	131	0	0	21.88	-35.690	21.88	0.185	1.000	Pass
		QPSK	64	32	0	0	22.14	-35.770	22.14	0.197	1.000	Pass
			1	1	0	0	22.13	-35.780	22.13	0.196	1.000	Pass
			1	131	0	0	21.88	-35.760	21.88	0.185	1.000	Pass
	MCH	PI2 BPSK	64	32	0	0	21.36	-35.690	21.36	0.164	1.000	Pass
			1	1	0	0	21.87	-35.710	21.87	0.185	1.000	Pass
			1	131	0	0	21.89	-35.720	21.89	0.186	1.000	Pass
		QPSK	64	32	0	0	21.92	-35.700	21.92	0.187	1.000	Pass
			1	1	0	0	22.05	-35.780	22.05	0.193	1.000	Pass
			1	131	0	0	21.98	-35.770	21.98	0.190	1.000	Pass
	HCH	PI2 BPSK	64	32	0	0	21.38	-35.660	21.38	0.165	1.000	Pass
			1	1	0	0	21.95	-35.740	21.95	0.188	1.000	Pass
			1	131	0	0	21.92	-35.630	21.92	0.187	1.000	Pass
		QPSK	64	32	0	0	22.13	-35.650	22.13	0.196	1.000	Pass
			1	1	0	0	22.03	-35.660	22.03	0.192	1.000	Pass
			1	131	0	0	21.93	-35.680	21.93	0.187	1.000	Pass

20MHz(LTE) + 100MHz(NR)	LCH	PI2 BPSK	135	67	0	0	22.00	-30.450	22.01	0.191	1.000	Pass
			1	1	0	0	22.58	-35.690	22.58	0.218	1.000	Pass
			1	271	0	0	21.66	-35.780	21.66	0.176	1.000	Pass
		QPSK	135	67	0	0	21.86	-35.720	21.86	0.185	1.000	Pass
			1	1	0	0	21.85	-35.740	21.85	0.184	1.000	Pass
			1	271	0	0	21.85	-35.660	21.85	0.184	1.000	Pass
	MCH	PI2 BPSK	135	67	0	0	22.00	-35.760	22.00	0.191	1.000	Pass
			1	1	0	0	22.71	-35.740	22.71	0.224	1.000	Pass
			1	271	0	0	21.55	-35.740	21.55	0.172	1.000	Pass
		QPSK	135	67	0	0	21.83	-35.700	21.83	0.183	1.000	Pass
			1	1	0	0	21.83	-35.760	21.83	0.183	1.000	Pass
			1	271	0	0	21.84	-35.690	21.84	0.184	1.000	Pass
	HCH	PI2 BPSK	135	67	0	0	21.93	-20.160	21.93	0.187	1.000	Pass
			1	1	0	0	22.65	-35.480	22.65	0.221	1.000	Pass
			1	271	0	0	21.78	-35.660	21.78	0.181	1.000	Pass
		QPSK	135	67	0	0	21.76	-35.380	21.76	0.180	1.000	Pass
			1	1	0	0	21.83	-35.530	21.83	0.183	1.000	Pass
			1	271	0	0	21.85	-35.670	21.85	0.184	1.000	Pass

A.2 Peak to Average Ratio

Note 1: Test plots please refer to the document “Annex No.:BL-SZ2310633-501 Data Part 1.pdf”.

WCDMA Mode Test Data

Test Band	Test Channel	Peak to Average Ratio (dB)	Limit (dB)	Refer to Plot ^{Note2}	Verdict
Band 2	LCH	2.86	13	1.1	Pass
	MCH	2.86	13	1.2	Pass
	HCH	2.95	13	1.3	Pass
Band 4	LCH	2.67	13	2.1	Pass
	MCH	2.86	13	2.2	Pass
	HCH	2.91	13	2.3	Pass
Band 5	LCH	3.05	13	3.1	Pass
	MCH	2.95	13	3.2	Pass
	HCH	3.05	13	3.3	Pass

LTE Mode Test Data

Test Band	Test Band width	Test Channel	Test Mode	Test RB (Size#Offset)	Peak to Average Ratio (dB)	Limit (dB)	Refer to Plot ^{Note1}	Verdict
LTE Band 2	20 MHz	LCH	QPSK	RB1#0	3.94	13	4.1	Pass
				RB100#0	5.34	13	4.2	Pass
			16-QAM	RB1#0	4.78	13	4.3	Pass
				RB100#0	6.09	13	4.4	Pass
		MCH	QPSK	RB1#0	3.89	13	4.5	Pass
				RB100#0	5.34	13	4.6	Pass
			16-QAM	RB1#0	4.73	13	4.7	Pass
				RB100#0	6.14	13	4.8	Pass
		HCH	QPSK	RB1#0	4.17	13	4.9	Pass
				RB100#0	5.25	13	4.10	Pass
			16-QAM	RB1#0	4.83	13	4.11	Pass
				RB100#0	6.14	13	4.12	Pass
LTE Band 4	20 MHz	LCH	QPSK	RB1#0	3.61	13	5.1	Pass
				RB100#0	5.3	13	5.2	Pass
			16-QAM	RB1#0	4.41	13	5.3	Pass
				RB100#0	6.14	13	5.4	Pass
		MCH	QPSK	RB1#0	4.17	13	5.5	Pass
				RB100#0	5.25	13	5.6	Pass
			16-QAM	RB1#0	5.06	13	5.7	Pass
				RB100#0	6.14	13	5.8	Pass
		HCH	QPSK	RB1#0	3.66	13	5.9	Pass
				RB100#0	5.11	13	5.10	Pass
			16-QAM	RB1#0	4.45	13	5.11	Pass
				RB100#0	5.91	13	5.12	Pass
LTE Band 5	10 MHz	LCH	QPSK	RB1#0	3.56	13	6.1	Pass
				RB50#0	4.92	13	6.2	Pass
			16-QAM	RB1#0	4.55	13	6.3	Pass
				RB50#0	5.86	13	6.4	Pass
		MCH	QPSK	RB1#0	3.28	13	6.5	Pass
				RB50#0	4.83	13	6.6	Pass
			16-QAM	RB1#0	4.17	13	6.7	Pass
				RB50#0	5.77	13	6.8	Pass
		HCH	QPSK	RB1#0	3.42	13	6.9	Pass
				RB50#0	5.02	13	6.10	Pass
			16-QAM	RB1#0	4.41	13	6.11	Pass
				RB50#0	5.91	13	6.12	Pass
LTE Band 7	20 MHz	LCH	QPSK	RB1#0	4.31	13	7.1	Pass
				RB100#0	5.06	13	7.2	Pass

Test Band	Test Band width	Test Channel	Test Mode	Test RB (Size#Offset)	Peak to Average Ratio (dB)	Limit (dB)	Refer to Plot ^{Note1}	Verdict		
			16-QAM	RB1#0	4.83	13	7.3	Pass		
				RB100#0	5.91	13	7.4	Pass		
			MCH	QPSK	RB1#0	3.98	13	7.5	Pass	
					RB100#0	5.3	13	7.6	Pass	
		16-QAM	RB1#0	5.02	13	7.7	Pass			
			RB100#0	6.19	13	7.8	Pass			
		HCH	QPSK	RB1#0	3.89	13	7.9	Pass		
				RB100#0	5.16	13	7.10	Pass		
			16-QAM	RB1#0	4.97	13	7.11	Pass		
				RB100#0	6	13	7.12	Pass		
		LTE Band 12	10 MHz	LCH	QPSK	RB1#0	3.52	13	8.1	Pass
						RB50#0	4.92	13	8.2	Pass
16-QAM	RB1#0				4.45	13	8.3	Pass		
	RB50#0				5.86	13	8.4	Pass		
MCH	QPSK			RB1#0	3.42	13	8.5	Pass		
				RB50#0	4.87	13	8.6	Pass		
	16-QAM			RB1#0	4.27	13	8.7	Pass		
				RB50#0	5.86	13	8.8	Pass		
HCH	QPSK			RB1#0	3.42	13	8.9	Pass		
				RB50#0	4.87	13	8.10	Pass		
	16-QAM			RB1#0	4.27	13	8.11	Pass		
				RB50#0	5.86	13	8.12	Pass		
LTE Band 13	10 MHz	LCH	QPSK	RB1#0	3.42	13	9.1	Pass		
				RB50#0	4.97	13	9.2	Pass		
			16-QAM	RB1#0	4.12	13	9.3	Pass		
				RB50#0	5.86	13	9.4	Pass		
LTE Band 14	10 MHz	LCH	QPSK	RB1#0	3.42	13	10.1	Pass		
				RB50#0	4.92	13	10.2	Pass		
			16-QAM	RB1#0	4.31	13	10.3	Pass		
				RB50#0	5.86	13	10.4	Pass		
LTE Band 17	10 MHz	LCH	QPSK	RB1#0	3.56	13	11.1	Pass		
				RB50#0	4.87	13	11.2	Pass		
			16-QAM	RB1#0	4.22	13	11.3	Pass		
				RB50#0	5.86	13	11.4	Pass		
		MCH	QPSK	RB1#0	3.42	13	11.5	Pass		
				RB50#0	4.92	13	11.6	Pass		
			16-QAM	RB1#0	4.31	13	11.7	Pass		
				RB50#0	5.86	13	11.8	Pass		
HCH	QPSK	RB1#0	3.52	13	11.9	Pass				

Test Band	Test Band width	Test Channel	Test Mode	Test RB (Size#Offset)	Peak to Average Ratio (dB)	Limit (dB)	Refer to Plot ^{Note1}	Verdict
			16-QAM	RB50#0	4.92	13	11.10	Pass
				RB1#0	4.36	13	11.11	Pass
				RB50#0	5.91	13	11.12	Pass
LTE Band 25	20 MHz	LCH	QPSK	RB1#0	3.98	13	12.1	Pass
				RB100#0	5.39	13	12.2	Pass
			16-QAM	RB1#0	4.92	13	12.3	Pass
				RB100#0	6.28	13	12.4	Pass
		MCH	QPSK	RB1#0	3.98	13	12.5	Pass
				RB100#0	5.44	13	12.6	Pass
			16-QAM	RB1#0	4.87	13	12.7	Pass
				RB100#0	6.23	13	12.8	Pass
		HCH	QPSK	RB1#0	4.08	13	12.9	Pass
				RB100#0	5.39	13	12.10	Pass
			16-QAM	RB1#0	4.78	13	12.11	Pass
				RB100#0	6.23	13	12.12	Pass
LTE Band 26 (824-849MHz)	15 MHz	LCH	QPSK	RB1#0	3.47	13	13.1	Pass
				RB75#0	5.02	13	13.2	Pass
			16-QAM	RB1#0	4.41	13	13.3	Pass
				RB75#0	5.91	13	13.4	Pass
		MCH	QPSK	RB1#0	3.37	13	13.5	Pass
				RB75#0	4.83	13	13.6	Pass
			16-QAM	RB1#0	4.17	13	13.7	Pass
				RB75#0	5.81	13	13.8	Pass
		HCH	QPSK	RB1#0	3.42	13	13.9	Pass
				RB75#0	5.11	13	13.10	Pass
			16-QAM	RB1#0	4.27	13	13.11	Pass
				RB75#0	5.95	13	13.12	Pass
LTE Band 26 (814-824MHz)	10 MHz	MCH	QPSK	RB1#0	3.52	13	14.1	Pass
				RB50#0	4.87	13	14.2	Pass
			16-QAM	RB1#0	4.36	13	14.3	Pass
				RB50#0	5.81	13	14.4	Pass
LTE Band 30	10 MHz	MCH	QPSK	RB1#0	3.7	13	15.1	Pass
				RB50#0	5.02	13	15.2	Pass
			16-QAM	RB1#0	4.55	13	15.3	Pass
				RB50#0	5.86	13	15.4	Pass
LTE Band 38	20 MHz	LCH	QPSK	RB1#0	8.11	13	16.1	Pass
				RB100#0	9.05	13	16.2	Pass
			16-QAM	RB1#0	8.86	13	16.3	Pass
				RB100#0	9.75	13	16.4	Pass

Test Band	Test Band width	Test Channel	Test Mode	Test RB (Size#Offset)	Peak to Average Ratio (dB)	Limit (dB)	Refer to Plot ^{Note1}	Verdict
		MCH	QPSK	RB1#0	8.02	13	16.5	Pass
				RB100#0	9.05	13	16.6	Pass
			16-QAM	RB1#0	8.91	13	16.7	Pass
				RB100#0	9.8	13	16.8	Pass
		HCH	QPSK	RB1#0	8.02	13	16.9	Pass
				RB100#0	9	13	16.10	Pass
			16-QAM	RB1#0	9	13	16.11	Pass
				RB100#0	9.8	13	16.12	Pass
LTE Band 41	20 MHz	LCH	QPSK	RB1#0	7.87	13	17.1	Pass
				RB100#0	8.86	13	17.2	Pass
			16-QAM	RB1#0	8.77	13	17.3	Pass
				RB100#0	9.7	13	17.4	Pass
		MCH	QPSK	RB1#0	8.02	13	17.5	Pass
				RB100#0	8.95	13	17.6	Pass
			16-QAM	RB1#0	9.05	13	17.7	Pass
				RB100#0	9.66	13	17.8	Pass
		HCH	QPSK	RB1#0	7.78	13	17.9	Pass
				RB100#0	8.81	13	17.10	Pass
			16-QAM	RB1#0	8.62	13	17.11	Pass
				RB100#0	9.56	13	17.12	Pass
LTE Band 42	20 MHz	LCH	QPSK	RB1#0	7.55	13	18.1	Pass
				RB100#0	8.77	13	18.2	Pass
			16-QAM	RB1#0	8.58	13	18.3	Pass
				RB100#0	9.66	13	18.4	Pass
		MCH	QPSK	RB1#0	7.41	13	18.5	Pass
				RB100#0	8.72	13	18.6	Pass
			16-QAM	RB1#0	8.34	13	18.7	Pass
				RB100#0	9.52	13	18.8	Pass
		HCH	QPSK	RB1#0	7.45	13	18.9	Pass
				RB100#0	8.72	13	18.10	Pass
			16-QAM	RB1#0	8.34	13	18.11	Pass
				RB100#0	9.52	13	18.12	Pass
LTE Band 43	10 MHz	LCH	QPSK	RB1#0	7.36	13	19.1	Pass
				RB100#0	8.67	13	19.2	Pass
			16-QAM	RB1#0	8.25	13	19.3	Pass
				RB100#0	9.56	13	19.4	Pass
		MCH	QPSK	RB1#0	7.41	13	19.5	Pass
				RB100#0	8.67	13	19.6	Pass
		16-QAM	RB1#0	8.3	13	19.7	Pass	

Test Band	Test Band width	Test Channel	Test Mode	Test RB (Size#Offset)	Peak to Average Ratio (dB)	Limit (dB)	Refer to Plot ^{Note1}	Verdict
		HCH	QPSK	RB100#0	9.56	13	19.8	Pass
				RB1#0	7.41	13	19.9	Pass
				RB100#0	8.67	13	19.10	Pass
				RB1#0	8.3	13	19.11	Pass
				RB100#0	9.61	13	19.12	Pass
LTE Band 48	10 MHz	LCH	QPSK	RB1#0	7.31	13	20.1	Pass
				RB50#0	8.58	13	20.2	Pass
			16-QAM	RB1#0	8.25	13	20.3	Pass
				RB50#0	9.61	13	20.4	Pass
		MCH	QPSK	RB1#0	7.45	13	20.5	Pass
				RB50#0	8.91	13	20.6	Pass
			16-QAM	RB1#0	8.34	13	20.7	Pass
				RB50#0	9.52	13	20.8	Pass
		HCH	QPSK	RB1#0	7.55	13	20.9	Pass
				RB50#0	8.72	13	20.10	Pass
			16-QAM	RB1#0	8.53	13	20.11	Pass
				RB50#0	9.61	13	20.12	Pass
LTE Band 66	20 MHz	LCH	QPSK	RB1#0	3.42	13	21.1	Pass
				RB100#0	5.25	13	21.2	Pass
			16-QAM	RB1#0	4.36	13	21.3	Pass
				RB100#0	6.05	13	21.4	Pass
		MCH	QPSK	RB1#0	3.61	13	21.5	Pass
				RB100#0	5.11	13	21.6	Pass
			16-QAM	RB1#0	4.55	13	21.7	Pass
				RB100#0	6	13	21.8	Pass
		HCH	QPSK	RB1#0	3.94	13	21.9	Pass
				RB100#0	5.2	13	21.10	Pass
			16-QAM	RB1#0	4.83	13	21.11	Pass
				RB100#0	6	13	21.12	Pass
LTE Band 71	20 MHz	LCH	QPSK	RB1#0	3.42	13	22.1	Pass
				RB100#0	4.78	13	22.2	Pass
			16-QAM	RB1#0	4.08	13	22.3	Pass
				RB100#0	5.77	13	22.4	Pass
		MCH	QPSK	RB1#0	3.33	13	22.5	Pass
				RB100#0	4.92	13	22.6	Pass
			16-QAM	RB1#0	4.27	13	22.7	Pass
				RB100#0	5.86	13	22.8	Pass
		HCH	QPSK	RB1#0	3.28	13	22.9	Pass
				RB100#0	4.83	13	22.10	Pass

Test Band	Test Band width	Test Channel	Test Mode	Test RB (Size#Offset)	Peak to Average Ratio (dB)	Limit (dB)	Refer to Plot ^{Note1}	Verdict
			16-QAM	RB1#0	4.12	13	22.11	Pass
				RB100#0	5.81	13	22.12	Pass

Test Channel	Modulation	PCC RB		SCC RB		Peak to Average Ratio (dB)	Limit (dB)	Refer to Plot ^{Note2}	Verdict
		Size	Offset	Size	Offset				
CA_2C									
5MHz+20MHz									
Mid	QPSK	25	0	100	0	6.37	13	23.1	Pass
	16-QAM	25	0	100	0	6.98	13	23.2	Pass
20MHz+5MHz									
Mid	QPSK	100	0	25	0	6.42	13	23.3	Pass
	16-QAM	100	0	25	0	7.08	13	23.4	Pass
10MHz+20MHz									
Mid	QPSK	50	0	100	0	6.37	13	23.5	Pass
	16-QAM	50	0	100	0	7.03	13	23.6	Pass
20MHz+10MHz									
Mid	QPSK	100	0	50	0	6.42	13	23.7	Pass
	16-QAM	100	0	50	0	7.03	13	23.8	Pass
15MHz+15MHz									
Mid	QPSK	75	0	75	0	6.61	13	23.9	Pass
	16-QAM	75	0	75	0	7.12	13	23.10	Pass
15MHz+20MHz									
Mid	QPSK	75	0	100	0	6.42	13	23.11	Pass
	16-QAM	75	0	100	0	7.03	13	23.12	Pass
20MHz+15MHz									
Mid	QPSK	100	0	75	0	6.33	13	23.13	Pass
	16-QAM	100	0	75	0	6.98	13	23.14	Pass
20MHz+20MHz									
Mid	QPSK	100	0	100	0	6.52	13	23.15	Pass
	16-QAM	100	0	100	0	7.03	13	23.16	Pass
10MHz+15MHz									
Mid	QPSK	50	0	75	0	6.42	13	23.17	Pass
	16-QAM	50	0	75	0	7.03	13	23.18	Pass
15MHz+10MHz									
Mid	QPSK	75	0	50	0	6.56	13	23.19	Pass
	16-QAM	75	0	50	0	7.08	13	23.20	Pass

Test Channel	Modulation	PCC RB		SCC RB		Peak to Average Ratio (dB)	Limit (dB)	Refer to Plot ^{Note2}	Verdict
		Size	Offset	Size	Offset				
CA_5B									
5MHz+10MHz									
Mid	QPSK	25	0	50	0	6.37	13	24.1	Pass
	16-QAM	25	0	50	0	6.98	13	24.2	Pass
10MHz+5MHz									
Mid	QPSK	50	0	25	0	6.42	13	24.3	Pass
	16-QAM	50	0	25	0	6.94	13	24.4	Pass
10MHz+10MHz									
Mid	QPSK	50	0	50	0	6.56	13	24.5	Pass
	16-QAM	50	0	50	0	6.98	13	24.6	Pass

Test Channel	Modulation	PCC RB		SCC RB		Peak to Average Ratio (dB)	Limit (dB)	Refer to Plot ^{Note2}	Verdict
		Size	Offset	Size	Offset				
CA_7C									
10MHz+20MHz									
Mid	QPSK	50	0	100	0	5.72	13	25.1	Pass
	16-QAM	50	0	100	0	6.7	13	25.2	Pass
20MHz+10MHz									
Mid	QPSK	100	0	50	0	6.05	13	25.3	Pass
	16-QAM	100	0	50	0	6.66	13	25.4	Pass
15MHz+15MHz									
Mid	QPSK	75	0	75	0	6.14	13	25.5	Pass
	16-QAM	75	0	75	0	6.7	13	25.6	Pass
15MHz+20MHz									
Mid	QPSK	75	0	100	0	5.86	13	25.7	Pass
	16-QAM	75	0	100	0	6.52	13	25.8	Pass
20MHz+15MHz									
Mid	QPSK	100	0	75	0	5.81	13	25.9	Pass
	16-QAM	100	0	75	0	6.56	13	25.10	Pass
20MHz+20MHz									
Mid	QPSK	100	0	100	0	5.95	13	25.11	Pass
	16-QAM	100	0	100	0	6.7	13	25.12	Pass

Test Channel	Modulation	PCC RB		SCC RB		Peak to Average Ratio (dB)	Limit (dB)	Refer to Plot ^{Note2}	Verdict
		Size	Offset	Size	Offset				
CA_38C									
15MHz+15MHz									
Mid	QPSK	75	0	75	0	9.98	13	26.1	Pass
	16-QAM	75	0	75	0	10.5	13	26.2	Pass
20MHz+20MHz									
Mid	QPSK	100	0	100	0	9.84	13	26.3	Pass
	16-QAM	100	0	100	0	10.22	13	26.4	Pass

Test Channel	Modulation	PCC RB		SCC RB		Peak to Average Ratio (dB)	Limit (dB)	Refer to Plot ^{Note2}	Verdict
		Size	Offset	Size	Offset				
CA_41C									
5MHz+20MHz									
Mid	QPSK	25	0	100	0	9.66	13	27.1	Pass
	16-QAM	25	0	100	0	10.27	13	27.2	Pass
20MHz+5MHz									
Mid	QPSK	100	0	25	0	9.75	13	27.3	Pass
	16-QAM	100	0	25	0	10.36	13	27.4	Pass
10MHz+20MHz									
Mid	QPSK	50	0	100	0	9.7	13	27.5	Pass
	16-QAM	50	0	100	0	10.31	13	27.6	Pass
20MHz+10MHz									
Mid	QPSK	100	0	50	0	9.7	13	27.7	Pass
	16-QAM	100	0	50	0	10.36	13	27.8	Pass
15MHz+15MHz									
Mid	QPSK	75	0	75	0	9.89	13	27.9	Pass
	16-QAM	75	0	75	0	10.41	13	27.10	Pass
15MHz+20MHz									
Mid	QPSK	75	0	100	0	9.7	13	27.11	Pass
	16-QAM	75	0	100	0	10.41	13	27.12	Pass
20MHz+15MHz									
Mid	QPSK	100	0	75	0	9.66	13	27.13	Pass
	16-QAM	100	0	75	0	10.27	13	27.14	Pass
20MHz+20MHz									
Mid	QPSK	100	0	100	0	9.75	13	27.15	Pass
	16-QAM	100	0	100	0	10.17	13	27.16	Pass

Test Channel	Modulation	PCC RB		SCC RB		Peak to Average Ratio (dB)	Limit (dB)	Refer to Plot ^{Note2}	Verdict
		Size	Offset	Size	Offset				
CA_42C									
5MHz+20MHz									
Mid	QPSK	25	0	100	0	9.94	13	28.1	Pass
	16-QAM	25	0	100	0	10.5	13	28.2	Pass
20MHz+5MHz									
Mid	QPSK	100	0	25	0	9.94	13	28.3	Pass
	16-QAM	100	0	25	0	10.45	13	28.4	Pass
10MHz+20MHz									
Mid	QPSK	50	0	100	0	9.94	13	28.5	Pass
	16-QAM	50	0	100	0	10.5	13	28.6	Pass
20MHz+10MHz									
Mid	QPSK	100	0	50	0	9.94	13	28.7	Pass
	16-QAM	100	0	50	0	10.55	13	28.8	Pass
15MHz+20MHz									
Mid	QPSK	75	0	100	0	9.94	13	28.9	Pass
	16-QAM	75	0	100	0	10.64	13	28.10	Pass
20MHz+15MHz									
Mid	QPSK	100	0	75	0	9.94	13	28.11	Pass
	16-QAM	100	0	75	0	10.41	13	28.12	Pass
20MHz+20MHz									
Mid	QPSK	100	0	100	0	10.17	13	28.13	Pass
	16-QAM	100	0	100	0	10.5	13	28.14	Pass

Test Channel	Modulation	PCC RB		SCC RB		Peak to Average Ratio (dB)	Limit (dB)	Refer to Plot ^{Note2}	Verdict
		Size	Offset	Size	Offset				
CA_48C									
5MHz+20MHz									
Mid	QPSK	25	0	100	0	9.94	13	29.1	Pass
	16-QAM	25	0	100	0	10.55	13	29.2	Pass
20MHz+5MHz									
Mid	QPSK	100	0	25	0	10.08	13	29.3	Pass
	16-QAM	100	0	25	0	10.59	13	29.4	Pass
10MHz+20MHz									
Mid	QPSK	50	0	100	0	9.94	13	29.5	Pass
	16-QAM	50	0	100	0	10.55	13	29.6	Pass
20MHz+10MHz									
Mid	QPSK	100	0	50	0	10.03	13	29.7	Pass
	16-QAM	100	0	50	0	10.64	13	29.8	Pass
15MHz+20MHz									
Mid	QPSK	75	0	100	0	10.03	13	29.9	Pass
	16-QAM	75	0	100	0	10.45	13	29.10	Pass
20MHz+15MHz									
Mid	QPSK	100	0	75	0	9.98	13	29.11	Pass
	16-QAM	100	0	75	0	10.69	13	29.12	Pass
20MHz+20MHz									
Mid	QPSK	100	0	100	0	10.08	13	29.13	Pass
	16-QAM	100	0	100	0	10.69	13	29.14	Pass

Test Channel	Modulation	PCC RB		SCC RB		Peak to Average Ratio (dB)	Limit (dB)	Refer to Plot ^{Note2}	Verdict
		Size	Offset	Size	Offset				
CA_66C									
5MHz+20MHz									
Mid	QPSK	25	0	100	0	6.05	13	30.1	Pass
	16-QAM	25	0	100	0	6.7	13	30.2	Pass
20MHz+5MHz									
Mid	QPSK	100	0	25	0	6.19	13	30.3	Pass
	16-QAM	100	0	25	0	6.8	13	30.4	Pass
10MHz+15MHz									
Mid	QPSK	50	0	75	0	6.14	13	30.5	Pass
	16-QAM	50	0	75	0	6.75	13	30.6	Pass
15MHz+10MHz									
Mid	QPSK	75	0	50	0	6.23	13	30.7	Pass
	16-QAM	75	0	50	0	6.84	13	30.8	Pass
10MHz+20MHz									
Mid	QPSK	50	0	100	0	6.09	13	30.9	Pass
	16-QAM	50	0	100	0	6.75	13	30.10	Pass
20MHz+10MHz									
Mid	QPSK	100	0	50	0	6.14	13	30.11	Pass
	16-QAM	100	0	50	0	6.8	13	30.12	Pass
20MHz+20MHz									
Mid	QPSK	100	0	100	0	6.14	13	30.13	Pass
	16-QAM	100	0	100	0	6.75	13	30.14	Pass
15MHz+20MHz									
Mid	QPSK	75	0	100	0	6.05	13	30.15	Pass
	16-QAM	75	0	100	0	6.7	13	30.16	Pass
20MHz+15MHz									
Mid	QPSK	100	0	75	0	6	13	30.17	Pass
	16-QAM	100	0	75	0	6.7	13	30.18	Pass
15MHz+15MHz									
Mid	QPSK	75	0	75	0	6.28	13	30.19	Pass
	16-QAM	75	0	75	0	6.84	13	30.20	Pass

NR Mode Test Data

Test Band	NR Test Bandwidth	Test Channel	Test Mode	NR UL RB No.	NR UL RB Pos.	Peak to Average Ratio (dB)	Limit (dB)	Refer to Plot ^{Note2}	Verdict
n2	20 MHz	LCH	PI2	1	0	4.12	13	31.1	Pass
			BPSK	100	0	4.36	13	31.2	Pass
			QPSK	1	0	3.94	13	31.3	Pass
				100	0	5.2	13	31.4	Pass
		MCH	PI2	1	0	4.08	13	31.5	Pass
			BPSK	100	0	4.03	13	31.6	Pass
			QPSK	1	0	3.66	13	31.7	Pass
				100	0	5.25	13	31.8	Pass
		HCH	PI2	1	0	4.03	13	31.9	Pass
			BPSK	100	0	3.98	13	31.10	Pass
			QPSK	1	0	4.22	13	31.11	Pass
				100	0	5.02	13	31.12	Pass
n5	20 MHz	LCH	PI2	1	0	3.98	13	32.1	Pass
			BPSK	100	0	3.7	13	32.2	Pass
			QPSK	1	0	3.7	13	32.3	Pass
				100	0	4.55	13	32.4	Pass
		MCH	PI2	1	0	3.89	13	32.5	Pass
			BPSK	100	0	3.75	13	32.6	Pass
			QPSK	1	0	3.52	13	32.7	Pass
				100	0	4.55	13	32.8	Pass
		HCH	PI2	1	0	3.8	13	32.9	Pass
			BPSK	100	0	3.89	13	32.10	Pass
			QPSK	1	0	3.52	13	32.11	Pass
				100	0	4.64	13	32.12	Pass
n7	20 MHz	LCH	PI2	1	0	3.7	13	33.1	Pass
			BPSK	100	0	3.89	13	33.2	Pass
			QPSK	1	0	3.52	13	33.3	Pass
				100	0	4.45	13	33.4	Pass
		MCH	PI2	1	0	3.75	13	33.5	Pass
			BPSK	100	0	3.94	13	33.6	Pass
			QPSK	1	0	3.84	13	33.7	Pass
				100	0	4.73	13	33.8	Pass
		HCH	PI2	1	0	3.47	13	33.9	Pass
			BPSK	100	0	3.94	13	33.10	Pass
			QPSK	1	0	3.94	13	33.11	Pass
				100	0	4.83	13	33.12	Pass
n12	15 MHz	LCH	PI2	1	0	3.89	13	34.1	Pass
			BPSK	75	0	3.7	13	34.2	Pass

Test Band	NR Test Bandwidth	Test Channel	Test Mode	NR UL RB No.	NR UL RB Pos.	Peak to Average Ratio (dB)	Limit (dB)	Refer to Plot ^{Note2}	Verdict		
			QPSK	1	0	3.89	13	34.3	Pass		
				75	0	4.45	13	34.4	Pass		
		MCH	PI2 BPSK	1	0	4.03	13	34.5	Pass		
				75	0	3.84	13	34.6	Pass		
			QPSK	1	0	3.94	13	34.7	Pass		
				75	0	4.45	13	34.8	Pass		
		HCH	PI2 BPSK	1	0	3.89	13	34.9	Pass		
				75	0	3.89	13	34.10	Pass		
			QPSK	1	0	4.03	13	34.11	Pass		
				75	0	4.55	13	34.12	Pass		
		n13	10MHz	MCH	PI2 BPSK	1	0	4.12	13	35.1	Pass
						50	0	4.03	13	35.2	Pass
QPSK	1				0	4.31	13	35.3	Pass		
	50				0	4.59	13	35.4	Pass		
n14	10MHz	MCH	PI2 BPSK	1	0	3.75	13	36.1	Pass		
				50	0	4.03	13	36.2	Pass		
			QPSK	1	0	4.31	13	36.3	Pass		
				50	0	4.55	13	36.4	Pass		
n18 (824-830MHz)	5 MHz	LCH	PI2 BPSK	1	0	4.12	13	37.1	Pass		
				25	0	3.89	13	37.2	Pass		
			QPSK	1	0	4.55	13	37.3	Pass		
				25	0	4.41	13	37.4	Pass		
		MCH	PI2 BPSK	1	0	4.03	13	37.5	Pass		
				25	0	3.89	13	37.6	Pass		
			QPSK	1	0	4.5	13	37.7	Pass		
				25	0	4.41	13	37.8	Pass		
		HCH	PI2 BPSK	1	0	4.03	13	37.9	Pass		
				25	0	3.89	13	37.10	Pass		
			QPSK	1	0	4.5	13	37.11	Pass		
				25	0	4.36	13	37.12	Pass		
n18 (815-824MHz)	5 MHz	LCH	PI2 BPSK	1	0	3.94	13	38.1	Pass		
				25	0	3.89	13	38.2	Pass		
			QPSK	1	0	4.36	13	38.3	Pass		
				25	0	4.36	13	38.4	Pass		
		MCH	PI2 BPSK	1	0	3.98	13	38.5	Pass		
				25	0	3.8	13	38.6	Pass		
			QPSK	1	0	4.41	13	38.7	Pass		
				25	0	4.41	13	38.8	Pass		
		HCH	PI2	1	0	4.03	13	38.9	Pass		

Test Band	NR Test Bandwidth	Test Channel	Test Mode	NR UL RB No.	NR UL RB Pos.	Peak to Average Ratio (dB)	Limit (dB)	Refer to Plot ^{Note2}	Verdict
			BPSK	25	0	3.8	13	38.10	Pass
			QPSK	1	0	4.45	13	38.11	Pass
				25	0	4.36	13	38.12	Pass
n25	20 MHz	LCH	PI2	1	0	4.03	13	39.1	Pass
			BPSK	100	0	4.22	13	39.2	Pass
				1	0	4.36	13	39.3	Pass
			QPSK	100	0	5.11	13	39.4	Pass
		MCH		PI2	1	0	3.8	13	39.5
			BPSK	100	0	4.27	13	39.6	Pass
				1	0	3.47	13	39.7	Pass
			QPSK	100	0	4.92	13	39.8	Pass
		HCH		PI2	1	0	3.98	13	39.9
			BPSK	100	0	4.31	13	39.10	Pass
				1	0	3.98	13	39.11	Pass
			QPSK	100	0	5.06	13	39.12	Pass
n26 (824-849MHz)	LCH	PI2		1	0	4.17	13	40.1	Pass
		BPSK	100	0	3.84	13	40.2	Pass	
			1	0	3.66	13	40.3	Pass	
		QPSK	100	0	4.5	13	40.4	Pass	
	MCH		PI2	1	0	4.12	13	40.5	Pass
		BPSK	100	0	3.8	13	40.6	Pass	
			1	0	3.61	13	40.7	Pass	
		QPSK	100	0	4.5	13	40.8	Pass	
	HCH		PI2	1	0	4.03	13	40.9	Pass
		BPSK	100	0	3.98	13	40.10	Pass	
			1	0	3.61	13	40.11	Pass	
		QPSK	100	0	4.64	13	40.12	Pass	
n26 (814-824MHz)	MCH		PI2	1	0	3.98	13	41.1	Pass
		BPSK	50	0	3.89	13	41.2	Pass	
			1	0	4.08	13	41.3	Pass	
		QPSK	50	0	4.59	13	41.4	Pass	
n30	MCH		PI2	1	0	3.23	13	42.1	Pass
		BPSK	50	0	3.89	13	42.2	Pass	
			1	0	4.08	13	42.3	Pass	
		QPSK	50	0	4.87	13	42.4	Pass	
n38	LCH		PI2	1	0	3.33	13	43.1	Pass
		BPSK	50	0	4.13	13	43.2	Pass	
			1	0	4.13	13	43.3	Pass	
		QPSK	50	0	4.97	13	43.4	Pass	

Test Band	NR Test Bandwidth	Test Channel	Test Mode	NR UL RB No.	NR UL RB Pos.	Peak to Average Ratio (dB)	Limit (dB)	Refer to Plot ^{Note2}	Verdict		
		MCH	PI2	1	0	3.23	13	43.5	Pass		
			BPSK	50	0	3.80	13	43.6	Pass		
			QPSK	1	0	3.61	13	43.7	Pass		
				50	0	4.55	13	43.8	Pass		
		HCH	PI2	1	0	3.84	13	43.9	Pass		
			BPSK	50	0	4.03	13	43.10	Pass		
			QPSK	1	0	3.84	13	43.11	Pass		
				50	0	4.83	13	43.12	Pass		
n41	20 MHz	LCH	PI2 BPSK	1	0	4.17	13	44.1	Pass		
			QPSK	1	0	4.83	13	44.2	Pass		
			PI2 BPSK	50	0	4.17	13	44.3	Pass		
			QPSK	50	0	5.34	13	44.4	Pass		
		MCH	PI2 BPSK	1	0	3.98	13	44.5	Pass		
			QPSK	1	0	4.78	13	44.6	Pass		
			PI2 BPSK	50	0	4.13	13	44.7	Pass		
			QPSK	50	0	5.25	13	44.8	Pass		
		HCH	PI2 BPSK	1	0	3.75	13	44.9	Pass		
			QPSK	1	0	4.83	13	44.10	Pass		
			PI2 BPSK	50	0	3.84	13	44.11	Pass		
			QPSK	50	0	54.4	13	44.12	Pass		
		n48	20 MHz	LCH	PI2	1	0	4.17	13	45.1	Pass
					BPSK	50	0	3.98	13	45.2	Pass
					QPSK	1	0	3.94	13	45.3	Pass
						50	0	4.64	13	45.4	Pass
MCH	PI2			1	0	4.22	13	45.5	Pass		
	BPSK			50	0	3.98	13	45.6	Pass		
	QPSK			1	0	3.8	13	45.7	Pass		
				50	0	4.69	13	45.8	Pass		
HCH	PI2			1	0	4.27	13	45.9	Pass		
	BPSK			50	0	4.03	13	45.10	Pass		
	QPSK			1	0	3.94	13	45.11	Pass		
				50	0	4.64	13	45.12	Pass		
n66	20 MHz	LCH	PI2	1	0	3.8	13	46.1	Pass		

Test Band	NR Test Bandwidth	Test Channel	Test Mode	NR UL RB No.	NR UL RB Pos.	Peak to Average Ratio (dB)	Limit (dB)	Refer to Plot ^{Note2}	Verdict	
			BPSK	100	0	3.89	13	46.2	Pass	
			QPSK	1	0	3.7	13	46.3	Pass	
				100	0	4.59	13	46.4	Pass	
		MCH	PI2	1	0	3.8	13	46.5	Pass	
			BPSK	100	0	3.75	13	46.6	Pass	
				1	0	3.98	13	46.7	Pass	
		HCH	QPSK	100	0	4.31	13	46.8	Pass	
				PI2	1	0	3.84	13	46.9	Pass
			BPSK	100	0	3.61	13	46.10	Pass	
		QPSK		1	0	3.47	13	46.11	Pass	
						100	0	4.41	13	46.12
		n71	20 MHz	LCH	PI2	1	0	3.89	13	47.1
BPSK	100				0	3.84	13	47.2	Pass	
	1				0	3.56	13	47.3	Pass	
MCH	QPSK			100	0	4.64	13	47.4	Pass	
				PI2	1	0	3.98	13	47.5	Pass
	BPSK			100	0	3.8	13	47.6	Pass	
QPSK				1	0	3.66	13	47.7	Pass	
						100	0	4.45	13	47.8
HCH	PI2			1	0	4.03	13	47.9	Pass	
				BPSK	100	0	3.94	13	47.10	Pass
	QPSK			1	0	3.61	13	47.11	Pass	
						100	0	4.55	13	47.12
n77 (3450-3550 MHz)	20 MHz	LCH	PI2	1	0	4.08	13	48.1	Pass	
			BPSK	50	0	4.08	13	48.2	Pass	
				1	0	3.7	13	48.3	Pass	
		MCH	QPSK	50	0	4.73	13	48.4	Pass	
				PI2	1	0	4.03	13	48.5	Pass
			BPSK	50	0	4.08	13	48.6	Pass	
		QPSK		1	0	3.7	13	48.7	Pass	
						50	0	4.83	13	48.8
		HCH	PI2	1	0	4.03	13	48.9	Pass	
				BPSK	50	0	4.08	13	48.10	Pass
			QPSK	1	0	3.66	13	48.11	Pass	
						50	0	4.83	13	48.12
n77 (3550-3700 MHz)	20 MHz	LCH	PI2	1	0	3.98	13	49.1	Pass	
			BPSK	50	0	4.08	13	49.2	Pass	
				1	0	3.61	13	49.3	Pass	
			QPSK	50	0	4.73	13	49.4	Pass	

Test Band	NR Test Bandwidth	Test Channel	Test Mode	NR UL RB No.	NR UL RB Pos.	Peak to Average Ratio (dB)	Limit (dB)	Refer to Plot ^{Note2}	Verdict
		MCH	PI2	1	0	4.22	13	49.5	Pass
			BPSK	50	0	4.22	13	49.6	Pass
			QPSK	1	0	3.8	13	49.7	Pass
				50	0	4.78	13	49.8	Pass
		HCH	PI2	1	0	4.27	13	49.9	Pass
			BPSK	50	0	4.22	13	49.10	Pass
			QPSK	1	0	3.94	13	49.11	Pass
				50	0	4.78	13	49.12	Pass
n77 (3700-3980 MHz)	20 MHz	LCH	PI2	1	0	4.17	13	50.1	Pass
			BPSK	50	0	4.17	13	50.2	Pass
			QPSK	1	0	3.84	13	50.3	Pass
				50	0	4.78	13	50.4	Pass
		MCH	PI2	1	0	4.12	13	50.5	Pass
			BPSK	50	0	4.12	13	50.6	Pass
			QPSK	1	0	3.75	13	50.7	Pass
				50	0	4.78	13	50.8	Pass
		HCH	PI2	1	0	4.12	13	50.9	Pass
			BPSK	50	0	4.12	13	50.10	Pass
			QPSK	1	0	3.75	13	50.11	Pass
				50	0	4.73	13	50.12	Pass
n78 (3450-3550 MHz)	20 MHz	LCH	PI2	1	0	4.17	13	51.1	Pass
			BPSK	50	0	4.03	13	51.2	Pass
			QPSK	1	0	3.8	13	51.3	Pass
				50	0	4.78	13	51.4	Pass
		MCH	PI2	1	0	4.08	13	51.5	Pass
			BPSK	50	0	4.03	13	51.6	Pass
			QPSK	1	0	3.61	13	51.7	Pass
				50	0	4.78	13	51.8	Pass
		HCH	PI2	1	0	4.03	13	51.9	Pass
			BPSK	50	0	4.08	13	51.10	Pass
			QPSK	1	0	3.66	13	51.11	Pass
				50	0	4.73	13	51.12	Pass
n78 (3550-3700 MHz)	20 MHz	LCH	PI2	1	0	4.03	13	52.1	Pass
			BPSK	50	0	4.08	13	52.2	Pass
			QPSK	1	0	3.56	13	52.3	Pass
				50	0	4.69	13	52.4	Pass
		MCH	PI2	1	0	3.94	13	52.5	Pass
			BPSK	50	0	4.08	13	52.6	Pass
			QPSK	1	0	3.7	13	52.7	Pass
				50	0	3.7	13	52.7	Pass

Test Band	NR Test Bandwidth	Test Channel	Test Mode	NR UL RB No.	NR UL RB Pos.	Peak to Average Ratio (dB)	Limit (dB)	Refer to Plot ^{Note2}	Verdict
		HCH	PI2 BPSK	50	0	4.78	13	52.8	Pass
				1	0	4.12	13	52.9	Pass
			QPSK	50	0	4.17	13	52.10	Pass
				1	0	3.89	13	52.11	Pass
n78 (3700-3800 MHz)	20 MHz	LCH	PI2 BPSK	50	0	4.73	13	52.12	Pass
				1	0	4.12	13	53.1	Pass
			QPSK	50	0	4.12	13	53.2	Pass
				1	0	3.8	13	53.3	Pass
		MCH	PI2 BPSK	50	0	4.78	13	53.4	Pass
				1	0	4.17	13	53.5	Pass
			QPSK	50	0	4.12	13	53.6	Pass
				1	0	3.8	13	53.7	Pass
HCH	PI2 BPSK	50	0	4.73	13	53.8	Pass		
		1	0	4.17	13	53.9	Pass		
	QPSK	50	0	4.12	13	53.10	Pass		
		1	0	3.66	13	53.11	Pass		
n41 UL MIMO ANT1	20 MHz	LCH	QPSK	1	0	5.72	13	54.1	Pass
				51	0	6.23	13	54.2	Pass
		MCH	QPSK	1	0	5.91	13	54.3	Pass
				51	0	6.52	13	54.4	Pass
		HCH	QPSK	1	0	6.00	13	54.5	Pass
				51	0	6.33	13	54.6	Pass
n41 UL MIMO ANT2	20 MHz	LCH	QPSK	1	0	5.48	13	54.7	Pass
				51	0	6.38	13	54.8	Pass
		MCH	QPSK	1	0	5.53	13	54.9	Pass
				51	0	6.14	13	54.10	Pass
		HCH	QPSK	1	0	6.00	13	54.11	Pass
				51	0	6.42	13	54.12	Pass
n48 UL MIMO ANT1	20 MHz	LCH	QPSK	1	0	6.52	13	55.1	Pass
				51	0	7.08	13	55.2	Pass
		MCH	QPSK	1	0	6.33	13	55.3	Pass
				51	0	6.98	13	55.4	Pass
		HCH	QPSK	1	0	5.81	13	55.5	Pass
				51	0	6.80	13	55.6	Pass
n48 UL MIMO ANT2	20 MHz	LCH	QPSK	1	0	6.28	13	55.7	Pass
				51	0	7.03	13	55.8	Pass
		MCH	QPSK	1	0	6.84	13	55.9	Pass
				51	0	6.56	13	55.10	Pass

Test Band	NR Test Bandwidth	Test Channel	Test Mode	NR UL RB No.	NR UL RB Pos.	Peak to Average Ratio (dB)	Limit (dB)	Refer to Plot ^{Note2}	Verdict
		HCH	QPSK	1	0	6.14	13	55.11	Pass
				51	0	7.08	13	55.12	Pass
n77 UL MIMO (3450-3550 MHz) ANT1	20 MHz	LCH	QPSK	1	0	5.58	13	56.1	Pass
				51	0	6.52	13	56.2	Pass
		MCH	QPSK	1	0	5.63	13	56.3	Pass
				51	0	6.56	13	56.4	Pass
		HCH	QPSK	1	0	5.58	13	56.5	Pass
				51	0	6.56	13	56.6	Pass
n77 UL MIMO (3450-3550 MHz) ANT2	20 MHz	LCH	QPSK	1	0	6.56	13	56.7	Pass
				51	0	5.58	13	56.8	Pass
		MCH	QPSK	1	0	6.52	13	56.9	Pass
				51	0	5.58	13	56.10	Pass
		HCH	QPSK	1	0	6.52	13	56.11	Pass
				51	0	5.77	13	56.12	Pass
n77 UL MIMO (3550-3700 MHz) ANT1	20 MHz	LCH	QPSK	1	0	5.63	13	57.1	Pass
				51	0	6.70	13	57.2	Pass
		MCH	QPSK	1	0	5.77	13	57.3	Pass
				51	0	6.61	13	57.4	Pass
		HCH	QPSK	1	0	5.86	13	57.5	Pass
				51	0	6.61	13	57.6	Pass
n77 UL MIMO (3550-3700 MHz) ANT2	20 MHz	LCH	QPSK	1	0	5.63	13	57.7	Pass
				51	0	6.66	13	57.8	Pass
		MCH	QPSK	1	0	5.77	13	57.9	Pass
				51	0	6.61	13	57.10	Pass
		HCH	QPSK	1	0	5.91	13	57.11	Pass
				51	0	6.66	13	57.12	Pass
n77 UL MIMO (3700-3980 MHz) ANT1	20 MHz	LCH	QPSK	1	0	5.44	13	58.1	Pass
				51	0	6.61	13	58.2	Pass
		MCH	QPSK	1	0	5.58	13	58.3	Pass
				51	0	6.56	13	58.4	Pass
		HCH	QPSK	1	0	5.11	13	58.5	Pass
				51	0	6.56	13	58.6	Pass
n77 UL MIMO (3700-3980 MHz) ANT2	20 MHz	LCH	QPSK	1	0	5.77	13	58.7	Pass
				51	0	6.52	13	58.8	Pass
		MCH	QPSK	1	0	5.58	13	58.9	Pass
				51	0	6.56	13	58.10	Pass
		HCH	QPSK	1	0	5.63	13	58.11	Pass
				51	0	6.52	13	58.12	Pass
n78 UL MIMO	20 MHz	LCH	QPSK	1	0	5.58	13	59.1	Pass

Test Band	NR Test Bandwidth	Test Channel	Test Mode	NR UL RB No.	NR UL RB Pos.	Peak to Average Ratio (dB)	Limit (dB)	Refer to Plot ^{Note2}	Verdict
(3450-3550 MHz) ANT1		MCH	QPSK	51	0	6.61	13	59.2	Pass
				1	0	5.58	13	59.3	Pass
		HCH	QPSK	51	0	6.52	13	59.4	Pass
				1	0	5.91	13	59.5	Pass
n78 UL MIMO (3450-3550 MHz) ANT2	20 MHz	LCH	QPSK	51	0	6.61	13	59.6	Pass
				1	0	5.67	13	59.7	Pass
		MCH	QPSK	51	0	6.56	13	59.8	Pass
				1	0	5.63	13	59.9	Pass
		HCH	QPSK	51	0	6.52	13	59.10	Pass
				1	0	5.53	13	59.11	Pass
n78 UL MIMO (3550-3700 MHz) ANT1	20 MHz	LCH	QPSK	51	0	6.61	13	59.12	Pass
				1	0	5.53	13	60.1	Pass
		MCH	QPSK	51	0	6.70	13	60.2	Pass
				1	0	5.86	13	60.3	Pass
		HCH	QPSK	51	0	6.66	13	60.4	Pass
				1	0	5.86	13	60.5	Pass
n78 UL MIMO (3550-3700 MHz) ANT2	20 MHz	LCH	QPSK	51	0	6.66	13	60.6	Pass
				1	0	5.67	13	60.7	Pass
		MCH	QPSK	51	0	6.61	13	60.8	Pass
				1	0	5.81	13	60.9	Pass
		HCH	QPSK	51	0	6.61	13	60.10	Pass
				1	0	5.95	13	60.11	Pass
n78 UL MIMO (3700-3800 MHz) ANT1	20 MHz	LCH	QPSK	51	0	6.61	13	60.12	Pass
				1	0	5.67	13	61.1	Pass
		MCH	QPSK	51	0	6.61	13	61.2	Pass
				1	0	5.30	13	61.3	Pass
		HCH	QPSK	51	0	6.61	13	61.4	Pass
				1	0	5.53	13	61.5	Pass
n78 UL MIMO (3700-3800 MHz) ANT2	20 MHz	LCH	QPSK	51	0	6.66	13	61.6	Pass
				1	0	5.67	13	61.7	Pass
		MCH	QPSK	51	0	6.56	13	61.8	Pass
				1	0	5.67	13	61.9	Pass
		HCH	QPSK	51	0	6.56	13	61.10	Pass
				1	0	5.67	13	61.11	Pass
				51	0	6.52	13	61.12	Pass

A.3 Occupied Bandwidth

Note 1: All modes were tested, but only the typical data were reported in this report.

Note 2: Test plots please refer to the document “Annex No.:BL-SZ2310633-501 Data Part 2.pdf”.

WCDMA Mode Test Data

Test Band	Test Channel	Measured 99% Occupied Bandwidth (MHz)	Measured -26 dB Occupied Bandwidth (MHz)	Refer to Plot ^{Note2}
WCDMA Band 2	LCH	4.142	4.744	1.1
	MCH	4.141	4.736	1.2
	HCH	4.145	4.735	1.3
WCDMA Band 4	LCH	4.147	4.751	2.1
	MCH	4.144	4.732	2.2
	HCH	4.14	4.731	2.3
WCDMA Band 5	LCH	4.131	4.708	3.1
	MCH	4.129	4.728	3.2
	HCH	4.128	4.708	3.3

LTE Mode Test Data

Test Band	Test Bandwidth	Test Channel	Test Mode	Test RB (Size#Offset)	Measured 99% Occupied Bandwidth (MHz)	Measured -26 dB Occupied Bandwidth (MHz)	Refer to Plot ^{Note2}
Band 2	1.4 MHz	LCH	QPSK	RB6#0	1.095	1.315	4.1
			16-QAM	RB6#0	1.1	1.337	4.2
		MCH	QPSK	RB6#0	1.095	1.366	4.3
			16-QAM	RB6#0	1.105	1.359	4.4
		HCH	QPSK	RB6#0	1.088	1.335	4.5
			16-QAM	RB6#0	1.1	1.364	4.6
	3 MHz	LCH	QPSK	RB15#0	2.711	3.066	4.7
			16-QAM	RB15#0	2.702	3.043	4.8
		MCH	QPSK	RB15#0	2.706	3.053	4.9
			16-QAM	RB15#0	2.705	3.06	4.10
		HCH	QPSK	RB15#0	2.706	3.081	4.11
			16-QAM	RB15#0	2.705	3.071	4.12
	5 MHz	LCH	QPSK	RB25#0	4.531	5.151	4.13
			16-QAM	RB25#0	4.508	5.105	4.14
		MCH	QPSK	RB25#0	4.52	5.167	4.15
			16-QAM	RB25#0	4.52	5.197	4.16
		HCH	QPSK	RB25#0	4.507	5.139	4.17
			16-QAM	RB25#0	4.529	5.173	4.18
	10 MHz	LCH	QPSK	RB50#0	9.005	10.034	4.19
			16-QAM	RB50#0	8.997	9.967	4.20
		MCH	QPSK	RB50#0	8.984	10.038	4.21
			16-QAM	RB50#0	8.991	10.038	4.22
		HCH	QPSK	RB50#0	8.99	9.941	4.23
			16-QAM	RB50#0	8.999	10.071	4.24
	15 MHz	LCH	QPSK	RB75#0	13.487	14.993	4.25
			16-QAM	RB75#0	13.471	14.969	4.26
		MCH	QPSK	RB75#0	13.51	14.986	4.27
			16-QAM	RB75#0	13.493	14.965	4.28
		HCH	QPSK	RB75#0	13.458	14.992	4.29
			16-QAM	RB75#0	13.473	15.101	4.30
20 MHz	LCH	QPSK	RB100#0	17.959	19.661	4.31	
		16-QAM	RB100#0	17.958	19.793	4.32	
	MCH	QPSK	RB100#0	17.968	19.705	4.33	
		16-QAM	RB100#0	17.978	19.833	4.34	
	HCH	QPSK	RB100#0	17.921	19.704	4.35	
		16-QAM	RB100#0	17.946	19.784	4.36	

Test Band	Test Bandwidth	Test Channel	Test Mode	Test RB (Size#Offset)	Measured 99% Occupied Bandwidth (MHz)	Measured -26 dB Occupied Bandwidth (MHz)	Refer to Plot ^{Note2}
Band 4	1.4 MHz	LCH	QPSK	RB6#0	1.094	1.352	5.1
			16-QAM	RB6#0	1.097	1.36	5.2
		MCH	QPSK	RB6#0	1.096	1.359	5.3
			16-QAM	RB6#0	1.1	1.362	5.4
		HCH	QPSK	RB6#0	1.094	1.372	5.5
			16-QAM	RB6#0	1.095	1.362	5.6
	3 MHz	LCH	QPSK	RB15#0	2.709	3.068	5.7
			16-QAM	RB15#0	2.705	3.071	5.8
		MCH	QPSK	RB15#0	2.706	3.056	5.9
			16-QAM	RB15#0	2.702	3.072	5.10
		HCH	QPSK	RB15#0	2.706	3.096	5.11
			16-QAM	RB15#0	2.701	3.067	5.12
	5 MHz	LCH	QPSK	RB25#0	4.509	5.164	5.13
			16-QAM	RB25#0	4.519	5.205	5.14
		MCH	QPSK	RB25#0	4.524	5.108	5.15
			16-QAM	RB25#0	4.512	5.17	5.16
		HCH	QPSK	RB25#0	4.514	5.133	5.17
			16-QAM	RB25#0	4.527	5.186	5.18
	10 MHz	LCH	QPSK	RB50#0	9.007	10.089	5.19
			16-QAM	RB50#0	8.983	10.021	5.20
		MCH	QPSK	RB50#0	8.985	10.06	5.21
			16-QAM	RB50#0	8.987	10.048	5.22
		HCH	QPSK	RB50#0	8.991	9.966	5.23
			16-QAM	RB50#0	8.984	10.036	5.24
	15 MHz	LCH	QPSK	RB75#0	13.484	14.902	5.25
			16-QAM	RB75#0	13.505	14.977	5.26
		MCH	QPSK	RB75#0	13.471	14.947	5.27
			16-QAM	RB75#0	13.46	14.912	5.28
		HCH	QPSK	RB75#0	13.463	14.944	5.29
			16-QAM	RB75#0	13.484	14.889	5.30
	20 MHz	LCH	QPSK	RB100#0	17.959	19.801	5.31
			16-QAM	RB100#0	17.974	19.89	5.32
		MCH	QPSK	RB100#0	17.935	19.728	5.33
			16-QAM	RB100#0	17.93	19.69	5.34
		HCH	QPSK	RB100#0	17.99	19.833	5.35
			16-QAM	RB100#0	17.912	19.852	5.36

Test Band	Test Bandwidth	Test Channel	Test Mode	Test RB (Size#Offset)	Measured 99% Occupied Bandwidth (MHz)	Measured -26 dB Occupied Bandwidth (MHz)	Refer to Plot ^{Note2}
Band 5	1.4 MHz	LCH	QPSK	RB6#0	1.093	1.35	6.1
			16-QAM	RB6#0	1.098	1.418	6.2
		MCH	QPSK	RB6#0	1.098	1.333	6.3
			16-QAM	RB6#0	1.093	1.347	6.4
		HCH	QPSK	RB6#0	1.093	1.335	6.5
			16-QAM	RB6#0	1.1	1.344	6.6
	3 MHz	LCH	QPSK	RB15#0	2.706	3.042	6.7
			16-QAM	RB15#0	2.707	3.066	6.8
		MCH	QPSK	RB15#0	2.703	3.038	6.9
			16-QAM	RB15#0	2.706	3.09	6.10
		HCH	QPSK	RB15#0	2.707	3.068	6.11
			16-QAM	RB15#0	2.704	3.064	6.12
	5 MHz	LCH	QPSK	RB25#0	4.512	5.179	6.13
			16-QAM	RB25#0	4.526	5.123	6.14
		MCH	QPSK	RB25#0	4.511	5.101	6.15
			16-QAM	RB25#0	4.526	5.243	6.16
		HCH	QPSK	RB25#0	4.504	5.115	6.17
			16-QAM	RB25#0	4.5	5.118	6.18
	10 MHz	LCH	QPSK	RB50#0	8.981	10.148	6.19
			16-QAM	RB50#0	9	10.065	6.20
		MCH	QPSK	RB50#0	8.967	9.998	6.21
			16-QAM	RB50#0	8.969	10.01	6.22
		HCH	QPSK	RB50#0	8.957	10.018	6.23
			16-QAM	RB50#0	8.975	9.936	6.24

Test Band	Test Bandwidth	Test Channel	Test Mode	Test RB (Size#Offset)	Measured 99% Occupied Bandwidth (MHz)	Measured -26 dB Occupied Bandwidth (MHz)	Refer to Plot ^{Note2}
Band 7	5 MHz	LCH	QPSK	RB25#0	4.521	5.096	7.1
			16-QAM	RB25#0	4.511	5.163	7.2
		MCH	QPSK	RB25#0	4.523	5.225	7.3
			16-QAM	RB25#0	4.51	5.103	7.4
		HCH	QPSK	RB25#0	4.508	5.126	7.5
			16-QAM	RB25#0	4.513	5.135	7.6
	10 MHz	LCH	QPSK	RB50#0	8.976	10.172	7.7
			16-QAM	RB50#0	8.987	10.034	7.8
		MCH	QPSK	RB50#0	8.994	10.043	7.9
			16-QAM	RB50#0	8.99	9.987	7.10
		HCH	QPSK	RB50#0	9.019	10	7.11
			16-QAM	RB50#0	9.006	10.159	7.12
	15 MHz	LCH	QPSK	RB75#0	13.472	14.929	7.13
			16-QAM	RB75#0	13.462	14.892	7.14
		MCH	QPSK	RB75#0	13.474	14.934	7.15
			16-QAM	RB75#0	13.469	15.036	7.16
		HCH	QPSK	RB75#0	13.455	14.824	7.17
			16-QAM	RB75#0	13.448	14.913	7.18
	20 MHz	LCH	QPSK	RB100#0	17.905	19.656	7.19
			16-QAM	RB100#0	17.916	19.676	7.20
		MCH	QPSK	RB100#0	17.96	19.866	7.21
			16-QAM	RB100#0	17.974	19.984	7.22
		HCH	QPSK	RB100#0	17.934	19.728	7.23
			16-QAM	RB100#0	17.974	19.836	7.24

Test Band	Test Bandwidth	Test Channel	Test Mode	Test RB (Size#Offset)	Measured 99% Occupied Bandwidth (MHz)	Measured -26 dB Occupied Bandwidth (MHz)	Refer to Plot ^{Note2}
Band 12	1.4 MHz	LCH	QPSK	RB6#0	1.092	1.347	8.1
			16-QAM	RB6#0	1.092	1.34	8.2
		MCH	QPSK	RB6#0	1.096	1.362	8.3
			16-QAM	RB6#0	1.09	1.326	8.4
		HCH	QPSK	RB6#0	1.095	1.354	8.5
			16-QAM	RB6#0	1.093	1.348	8.6
	3 MHz	LCH	QPSK	RB15#0	2.707	3.081	8.7
			16-QAM	RB15#0	2.701	3.058	8.8
		MCH	QPSK	RB15#0	2.705	3.061	8.9
			16-QAM	RB15#0	2.705	3.142	8.10
		HCH	QPSK	RB15#0	2.705	3.094	8.11
			16-QAM	RB15#0	2.704	3.071	8.12
	5 MHz	LCH	QPSK	RB25#0	4.514	5.178	8.13
			16-QAM	RB25#0	4.507	5.2	8.14
		MCH	QPSK	RB25#0	4.513	5.115	8.15
			16-QAM	RB25#0	4.51	5.134	8.16
		HCH	QPSK	RB25#0	4.51	5.084	8.17
			16-QAM	RB25#0	4.516	5.192	8.18
	10 MHz	LCH	QPSK	RB50#0	8.975	10.048	8.19
			16-QAM	RB50#0	8.981	10.047	8.20
		MCH	QPSK	RB50#0	8.963	9.982	8.21
			16-QAM	RB50#0	8.992	10.084	8.22
		HCH	QPSK	RB50#0	8.972	10.048	8.23
			16-QAM	RB50#0	8.964	9.926	8.24

Test Band	Test Bandwidth	Test Channel	Test Mode	Test RB (Size#Offset)	Measured 99% Occupied Bandwidth (MHz)	Measured -26 dB Occupied Bandwidth (MHz)	Refer to Plot ^{Note2}
Band 13	5 MHz	LCH	QPSK	RB25#0	4.502	5.11	9.1
			16-QAM	RB25#0	4.503	5.137	9.2
		MCH	QPSK	RB25#0	4.517	5.187	9.3
			16-QAM	RB25#0	4.519	5.208	9.4
		HCH	QPSK	RB25#0	4.507	5.118	9.5
			16-QAM	RB25#0	4.507	5.159	9.6
	10 MHz	MCH	QPSK	RB50#0	8.963	10.06	9.7
			16-QAM	RB50#0	8.961	9.977	9.8

Test Band	Test Bandwidth	Test Channel	Test Mode	Test RB (Size#Offset)	Measured 99% Occupied Bandwidth (MHz)	Measured -26 dB Occupied Bandwidth (MHz)	Refer to Plot ^{Note2}
Band 14	5 MHz	LCH	QPSK	RB25#0	4.507	5.167	10.1
			16-QAM	RB25#0	4.511	5.187	10.2
		MCH	QPSK	RB25#0	4.53	5.127	10.3
			16-QAM	RB25#0	4.513	5.169	10.4
		HCH	QPSK	RB25#0	4.505	5.195	10.5
			16-QAM	RB25#0	4.509	5.168	10.6
	10 MHz	MCH	QPSK	RB50#0	8.965	10.048	10.7
			16-QAM	RB50#0	8.975	9.973	10.8

Test Band	Test Bandwidth	Test Channel	Test Mode	Test RB (Size#Offset)	Measured 99% Occupied Bandwidth (MHz)	Measured -26 dB Occupied Bandwidth (MHz)	Refer to Plot ^{Note2}
Band 17	5 MHz	LCH	QPSK	RB25#0	4.51	5.154	11.1
			16-QAM	RB25#0	4.521	5.206	11.2
		MCH	QPSK	RB25#0	4.514	5.135	11.3
			16-QAM	RB25#0	4.508	5.185	11.4
		HCH	QPSK	RB25#0	4.513	5.195	11.5
			16-QAM	RB25#0	4.525	5.161	11.6
	10 MHz	LCH	QPSK	RB50#0	8.971	10.029	11.7
			16-QAM	RB50#0	8.978	9.925	11.8
		MCH	QPSK	RB50#0	8.94	9.902	11.9
			16-QAM	RB50#0	8.954	9.967	11.10
		HCH	QPSK	RB50#0	8.969	10.124	11.11
			16-QAM	RB50#0	8.965	10.054	11.12

Test Band	Test Bandwidth	Test Channel	Test Mode	Test RB (Size#Offset)	Measured 99% Occupied Bandwidth (MHz)	Measured -26 dB Occupied Bandwidth (MHz)	Refer to Plot ^{Note2}
Band 18(815-824MHz)	5 MHz	LCH	QPSK	RB25#0	4.504	5.113	54.1
			16-QAM	RB25#0	4.511	5.15	54.2
		MCH	QPSK	RB25#0	4.503	5.149	54.3
			16-QAM	RB25#0	4.523	5.144	54.4
		HCH	QPSK	RB25#0	4.507	5.208	54.5
			16-QAM	RB25#0	4.52	5.222	54.6

Test Band	Test Bandwidth	Test Channel	Test Mode	Test RB (Size#Offset)	Measured 99% Occupied Bandwidth (MHz)	Measured -26 dB Occupied Bandwidth (MHz)	Refer to Plot ^{Note2}
Band 18(824-830MHz)	5 MHz	LCH	QPSK	RB25#0	4.518	5.12	55.1
			16-QAM	RB25#0	4.516	5.212	55.2
		MCH	QPSK	RB25#0	4.507	5.143	55.3
			16-QAM	RB25#0	4.526	5.148	55.4
		HCH	QPSK	RB25#0	4.515	5.125	55.5
			16-QAM	RB25#0	4.516	5.149	55.6

Test Band	Test Bandwidth	Test Channel	Test Mode	Test RB (Size#Offset)	Measured 99% Occupied Bandwidth (MHz)	Measured -26 dB Occupied Bandwidth (MHz)	Refer to Plot ^{Note2}
Band 19	5 MHz	LCH	QPSK	RB25#0	4.519	5.162	56.1
			16-QAM	RB25#0	4.513	5.072	56.2
		MCH	QPSK	RB25#0	4.506	5.091	56.3
			16-QAM	RB25#0	4.505	5.1	56.4
		HCH	QPSK	RB25#0	4.508	5.065	56.5
			16-QAM	RB25#0	4.504	5.152	56.6
	10 MHz	LCH	QPSK	RB50#0	8.984	10.082	56.7
			16-QAM	RB50#0	8.975	10.012	56.8
		MCH	QPSK	RB50#0	8.973	10.06	56.9
			16-QAM	RB50#0	8.977	9.942	56.10
		HCH	QPSK	RB50#0	8.97	10.012	56.11
			16-QAM	RB50#0	8.995	9.981	56.12
	15 MHz	MCH	QPSK	RB75#0	13.443	14.893	56.13
			16-QAM	RB75#0	13.454	14.937	56.14

Test Band	Test Bandwidth	Test Channel	Test Mode	Test RB (Size#Offset)	Measured 99% Occupied Bandwidth (MHz)	Measured -26 dB Occupied Bandwidth (MHz)	Refer to Plot ^{Note2}
Band 25	1.4 MHz	LCH	QPSK	RB6#0	1.098	1.339	12.1
			16-QAM	RB6#0	1.095	1.348	12.2
		MCH	QPSK	RB6#0	1.098	1.378	12.3
			16-QAM	RB6#0	1.094	1.324	12.4
		HCH	QPSK	RB6#0	1.095	1.348	12.5
			16-QAM	RB6#0	1.098	1.366	12.6
	3 MHz	LCH	QPSK	RB15#0	2.708	3.074	12.7
			16-QAM	RB15#0	2.702	3.06	12.8
		MCH	QPSK	RB15#0	2.702	3.049	12.9
			16-QAM	RB15#0	2.701	3.078	12.10
		HCH	QPSK	RB15#0	2.702	3.035	12.11
			16-QAM	RB15#0	2.703	3.08	12.12
	5 MHz	LCH	QPSK	RB25#0	4.513	5.179	12.13
			16-QAM	RB25#0	4.516	5.157	12.14
		MCH	QPSK	RB25#0	4.516	5.156	12.15
			16-QAM	RB25#0	4.515	5.144	12.16
		HCH	QPSK	RB25#0	4.509	5.186	12.17
			16-QAM	RB25#0	4.507	5.14	12.18
	10 MHz	LCH	QPSK	RB50#0	8.99	10.016	12.19
			16-QAM	RB50#0	9.009	10.086	12.20
		MCH	QPSK	RB50#0	9.002	10.096	12.21
			16-QAM	RB50#0	8.989	10.057	12.22
		HCH	QPSK	RB50#0	9	10.04	12.23
			16-QAM	RB50#0	8.991	10.061	12.24
	15 MHz	LCH	QPSK	RB75#0	13.492	14.889	12.25
			16-QAM	RB75#0	13.498	14.948	12.26
		MCH	QPSK	RB75#0	13.508	14.976	12.27
			16-QAM	RB75#0	13.497	14.84	12.28
		HCH	QPSK	RB75#0	13.483	15.019	12.29
			16-QAM	RB75#0	13.501	14.994	12.30
	20 MHz	LCH	QPSK	RB100#0	17.97	19.906	12.31
			16-QAM	RB100#0	17.955	19.711	12.32
		MCH	QPSK	RB100#0	17.966	19.833	12.33
			16-QAM	RB100#0	17.969	19.876	12.34
		HCH	QPSK	RB100#0	17.92	19.851	12.35
			16-QAM	RB100#0	17.986	19.861	12.36

Test Band	Test Bandwidth	Test Channel	Test Mode	Test RB (Size#Offset)	Measured 99% Occupied Bandwidth (MHz)	Measured -26 dB Occupied Bandwidth (MHz)	Refer to Plot ^{Note2}
Band 26 (824-849MHz)	1.4 MHz	LCH	QPSK	RB6#0	1.097	1.331	13.1
			16-QAM	RB6#0	1.096	1.374	13.2
		MCH	QPSK	RB6#0	1.096	1.339	13.3
			16-QAM	RB6#0	1.097	1.36	13.4
		HCH	QPSK	RB6#0	1.092	1.336	13.5
			16-QAM	RB6#0	1.1	1.35	13.6
	3 MHz	LCH	QPSK	RB15#0	2.705	3.044	13.7
			16-QAM	RB15#0	2.704	3.065	13.8
		MCH	QPSK	RB15#0	2.702	3.065	13.9
			16-QAM	RB15#0	2.699	3.086	13.10
		HCH	QPSK	RB15#0	2.709	3.066	13.11
			16-QAM	RB15#0	2.71	3.058	13.12
	5 MHz	LCH	QPSK	RB25#0	4.51	5.227	13.13
			16-QAM	RB25#0	4.507	5.172	13.14
		MCH	QPSK	RB25#0	4.51	5.139	13.15
			16-QAM	RB25#0	4.504	5.121	13.16
		HCH	QPSK	RB25#0	4.501	5.101	13.17
			16-QAM	RB25#0	4.507	5.128	13.18
	10 MHz	LCH	QPSK	RB50#0	8.99	10.023	13.19
			16-QAM	RB50#0	8.991	10.067	13.20
		MCH	QPSK	RB50#0	8.945	9.948	13.21
			16-QAM	RB50#0	8.981	10.018	13.22
		HCH	QPSK	RB50#0	8.952	9.969	13.23
			16-QAM	RB50#0	8.962	9.942	13.24
	15 MHz	LCH	QPSK	RB75#0	13.461	14.923	13.25
			16-QAM	RB75#0	13.491	14.949	13.26
		MCH	QPSK	RB75#0	13.448	14.998	13.27
			16-QAM	RB75#0	13.432	14.849	13.28
		HCH	QPSK	RB75#0	13.447	14.881	13.29
			16-QAM	RB75#0	13.428	14.922	13.30

Test Band	Test Bandwidth	Test Channel	Test Mode	Test RB (Size#Offset)	Measured 99% Occupied Bandwidth (MHz)	Measured -26 dB Occupied Bandwidth (MHz)	Refer to Plot ^{Note2}
Band 26 (814-824MHz)	1.4 MHz	LCH	QPSK	RB6#0	1.091	1.345	14.1
			16-QAM	RB6#0	1.093	1.363	14.2
		MCH	QPSK	RB6#0	1.096	1.35	14.3
			16-QAM	RB6#0	1.089	1.326	14.4
		HCH	QPSK	RB6#0	1.094	1.338	14.5
			16-QAM	RB6#0	1.098	1.352	14.6
	3 MHz	LCH	QPSK	RB15#0	2.703	3.085	14.7
			16-QAM	RB15#0	2.71	3.069	14.8
		MCH	QPSK	RB15#0	2.703	3.06	14.9
			16-QAM	RB15#0	2.706	3.061	14.10
		HCH	QPSK	RB15#0	2.705	3.08	14.11
			16-QAM	RB15#0	2.702	3.051	14.12
	5 MHz	LCH	QPSK	RB25#0	4.516	5.196	14.13
			16-QAM	RB25#0	4.509	5.225	14.14
		MCH	QPSK	RB25#0	4.517	5.171	14.15
			16-QAM	RB25#0	4.51	5.136	14.16
		HCH	QPSK	RB25#0	4.512	5.118	14.17
			16-QAM	RB25#0	4.509	5.159	14.18
	10 MHz	MCH	QPSK	RB50#0	8.957	9.887	14.19
			16-QAM	RB50#0	8.964	10.03	14.20

Test Band	Test Bandwidth	Test Channel	Test Mode	Test RB (Size#Offset)	Measured 99% Occupied Bandwidth (MHz)	Measured -26 dB Occupied Bandwidth (MHz)	Refer to Plot ^{Note2}
Band 30	5 MHz	LCH	QPSK	RB25#0	4.523	5.181	15.1
			16-QAM	RB25#0	4.518	5.164	15.2
		MCH	QPSK	RB25#0	4.513	5.117	15.3
			16-QAM	RB25#0	4.52	5.134	15.4
		HCH	QPSK	RB25#0	4.505	5.167	15.5
			16-QAM	RB25#0	4.508	5.144	15.6
	10 MHz	MCH	QPSK	RB50#0	8.99	10.101	15.7
			16-QAM	RB50#0	8.984	10.1	15.8

Test Band	Test Bandwidth	Test Channel	Test Mode	Test RB (Size#Offset)	Measured 99% Occupied Bandwidth (MHz)	Measured -26 dB Occupied Bandwidth (MHz)	Refer to Plot ^{Note2}
Band 38	5 MHz	LCH	QPSK	RB25#0	4.509	5.189	16.1
			16-QAM	RB25#0	4.523	5.278	16.2
		MCH	QPSK	RB25#0	4.514	5.189	16.3
			16-QAM	RB25#0	4.529	5.201	16.4
		HCH	QPSK	RB25#0	4.518	5.161	16.5
			16-QAM	RB25#0	4.51	5.146	16.6
	10 MHz	LCH	QPSK	RB50#0	9.023	10.071	16.7
			16-QAM	RB50#0	8.992	10.132	16.8
		MCH	QPSK	RB50#0	8.987	10.125	16.9
			16-QAM	RB50#0	9.012	10.093	16.10
		HCH	QPSK	RB50#0	8.987	10.046	16.11
			16-QAM	RB50#0	8.984	10.119	16.12
	15 MHz	LCH	QPSK	RB75#0	13.459	14.983	16.13
			16-QAM	RB75#0	13.47	15.019	16.14
		MCH	QPSK	RB75#0	13.475	15.028	16.15
			16-QAM	RB75#0	13.471	14.95	16.16
		HCH	QPSK	RB75#0	13.484	15.011	16.17
			16-QAM	RB75#0	13.482	14.954	16.18
	20 MHz	LCH	QPSK	RB100#0	17.979	19.907	16.19
			16-QAM	RB100#0	17.98	19.956	16.20
		MCH	QPSK	RB100#0	17.945	19.798	16.21
			16-QAM	RB100#0	17.948	19.819	16.22
		HCH	QPSK	RB100#0	17.98	20.016	16.23
			16-QAM	RB100#0	17.968	19.939	16.24

Test Band	Test Bandwidth	Test Channel	Test Mode	Test RB (Size#Offset)	Measured 99% Occupied Bandwidth (MHz)	Measured -26 dB Occupied Bandwidth (MHz)	Refer to Plot ^{Note2}
Band 41	5 MHz	LCH	QPSK	RB25#0	4.52	5.224	17.1
			16-QAM	RB25#0	4.526	5.186	17.2
		MCH	QPSK	RB25#0	4.519	5.239	17.3
			16-QAM	RB25#0	4.517	5.157	17.4
		HCH	QPSK	RB25#0	4.509	5.153	17.5
			16-QAM	RB25#0	4.517	5.189	17.6
	10 MHz	LCH	QPSK	RB50#0	8.995	10.117	17.7
			16-QAM	RB50#0	8.981	10.07	17.8
		MCH	QPSK	RB50#0	9.002	10.136	17.9
			16-QAM	RB50#0	9.01	10.018	17.10
		HCH	QPSK	RB50#0	9.001	10.062	17.11
			16-QAM	RB50#0	9.001	10.107	17.12
	15 MHz	LCH	QPSK	RB75#0	13.468	14.934	17.13
			16-QAM	RB75#0	13.476	14.944	17.14
		MCH	QPSK	RB75#0	13.463	14.956	17.15
			16-QAM	RB75#0	13.481	14.932	17.16
		HCH	QPSK	RB75#0	13.502	15.04	17.17
			16-QAM	RB75#0	13.497	15.043	17.18
	20 MHz	LCH	QPSK	RB100#0	17.938	19.822	17.19
			16-QAM	RB100#0	18.022	19.979	17.20
		MCH	QPSK	RB100#0	17.987	19.903	17.21
			16-QAM	RB100#0	17.959	19.909	17.22
		HCH	QPSK	RB100#0	17.993	19.757	17.23
			16-QAM	RB100#0	17.999	19.824	17.24

Test Band	Test Bandwidth	Test Channel	Test Mode	Test RB (Size#Offset)	Measured 99% Occupied Bandwidth (MHz)	Measured -26 dB Occupied Bandwidth (MHz)	Refer to Plot ^{Note2}
Band 42	5 MHz	LCH	QPSK	RB25#0	4.512	5.204	18.1
			16-QAM	RB25#0	4.507	5.203	18.2
		MCH	QPSK	RB25#0	4.505	5.196	18.3
			16-QAM	RB25#0	4.509	5.152	18.4
		HCH	QPSK	RB25#0	4.506	5.153	18.5
			16-QAM	RB25#0	4.526	5.22	18.6
	10 MHz	LCH	QPSK	RB50#0	9.06	10.128	18.7
			16-QAM	RB50#0	9.006	10.063	18.8
		MCH	QPSK	RB50#0	8.988	10.006	18.9
			16-QAM	RB50#0	9.005	10.029	18.10
		HCH	QPSK	RB50#0	8.986	10.071	18.11
			16-QAM	RB50#0	8.987	10.113	18.12
	15 MHz	LCH	QPSK	RB75#0	13.52	14.965	18.13
			16-QAM	RB75#0	13.486	15.016	18.14
		MCH	QPSK	RB75#0	13.468	14.962	18.15
			16-QAM	RB75#0	13.47	15.035	18.16
		HCH	QPSK	RB75#0	13.488	15.116	18.17
			16-QAM	RB75#0	13.48	14.928	18.18
	20 MHz	LCH	QPSK	RB100#0	17.964	19.765	18.19
			16-QAM	RB100#0	17.991	19.884	18.20
		MCH	QPSK	RB100#0	17.944	19.776	18.21
			16-QAM	RB100#0	17.943	19.705	18.22
		HCH	QPSK	RB100#0	17.983	19.809	18.23
			16-QAM	RB100#0	17.941	19.834	18.24

Test Band	Test Bandwidth	Test Channel	Test Mode	Test RB (Size#Offset)	Measured 99% Occupied Bandwidth (MHz)	Measured -26 dB Occupied Bandwidth (MHz)	Refer to Plot ^{Note2}
Band 43	5 MHz	LCH	QPSK	RB25#0	4.515	5.188	19.1
			16-QAM	RB25#0	4.527	5.203	19.2
		MCH	QPSK	RB25#0	4.508	5.178	19.3
			16-QAM	RB25#0	4.513	5.136	19.4
		HCH	QPSK	RB25#0	4.502	5.186	19.5
			16-QAM	RB25#0	4.519	5.203	19.6
	10 MHz	LCH	QPSK	RB50#0	9.006	10.041	19.7
			16-QAM	RB50#0	8.992	10.11	19.8
		MCH	QPSK	RB50#0	9.028	10.187	19.9
			16-QAM	RB50#0	8.998	10.124	19.10
		HCH	QPSK	RB50#0	9.017	10.116	19.11
			16-QAM	RB50#0	9.001	10.049	19.12
	15 MHz	LCH	QPSK	RB75#0	13.472	15.097	19.13
			16-QAM	RB75#0	13.501	15.004	19.14
		MCH	QPSK	RB75#0	13.428	15.002	19.15
			16-QAM	RB75#0	13.503	14.956	19.16
		HCH	QPSK	RB75#0	13.485	15.029	19.17
			16-QAM	RB75#0	13.478	14.937	19.18
	20 MHz	LCH	QPSK	RB100#0	17.926	19.843	19.19
			16-QAM	RB100#0	17.959	19.934	19.20
		MCH	QPSK	RB100#0	17.957	19.881	19.21
			16-QAM	RB100#0	17.938	19.778	19.22
		HCH	QPSK	RB100#0	17.919	19.824	19.23
			16-QAM	RB100#0	17.953	19.773	19.24

Test Band	Test Bandwidth	Test Channel	Test Mode	Test RB (Size#Offset)	Measured 99% Occupied Bandwidth (MHz)	Measured -26 dB Occupied Bandwidth (MHz)	Refer to Plot ^{Note2}
Band 48	5 MHz	LCH	QPSK	RB25#0	4.509	5.072	20.1
			16-QAM	RB25#0	4.49	5.082	20.2
		MCH	QPSK	RB25#0	4.522	5.16	20.3
			16-QAM	RB25#0	4.501	5.135	20.4
		HCH	QPSK	RB25#0	4.5	5.101	20.5
			16-QAM	RB25#0	4.495	5.157	20.6
	10 MHz	LCH	QPSK	RB50#0	8.968	9.941	20.7
			16-QAM	RB50#0	8.967	9.979	20.8
		MCH	QPSK	RB50#0	8.959	9.943	20.9
			16-QAM	RB50#0	8.961	10.041	20.10
		HCH	QPSK	RB50#0	8.933	9.995	20.11
			16-QAM	RB50#0	8.954	9.927	20.12
	15 MHz	LCH	QPSK	RB75#0	13.482	14.583	20.13
			16-QAM	RB75#0	13.507	14.533	20.14
		MCH	QPSK	RB75#0	13.469	14.567	20.15
			16-QAM	RB75#0	13.485	14.437	20.16
		HCH	QPSK	RB75#0	13.493	14.592	20.17
			16-QAM	RB75#0	13.482	14.498	20.18
	20 MHz	LCH	QPSK	RB100#0	17.955	19.475	20.19
			16-QAM	RB100#0	17.985	19.569	20.20
		MCH	QPSK	RB100#0	17.961	19.582	20.21
			16-QAM	RB100#0	17.946	19.384	20.22
		HCH	QPSK	RB100#0	17.958	19.439	20.23
			16-QAM	RB100#0	17.977	19.533	20.24

Test Band	Test Bandwidth	Test Channel	Test Mode	Test RB (Size#Offset)	Measured 99% Occupied Bandwidth (MHz)	Measured -26 dB Occupied Bandwidth (MHz)	Refer to Plot ^{Note2}
Band 66	1.4 MHz	LCH	QPSK	RB6#0	1.096	1.375	21.1
			16-QAM	RB6#0	1.096	1.378	21.2
		MCH	QPSK	RB6#0	1.094	1.315	21.3
			16-QAM	RB6#0	1.092	1.337	21.4
		HCH	QPSK	RB6#0	1.095	1.375	21.5
			16-QAM	RB6#0	1.091	1.368	21.6
	3 MHz	LCH	QPSK	RB15#0	2.711	3.064	21.7
			16-QAM	RB15#0	2.702	3.041	21.8
		MCH	QPSK	RB15#0	2.701	3.084	21.9
			16-QAM	RB15#0	2.705	3.045	21.10
		HCH	QPSK	RB15#0	2.706	3.064	21.11
			16-QAM	RB15#0	2.706	3.061	21.12
	5 MHz	LCH	QPSK	RB25#0	4.507	5.119	21.13
			16-QAM	RB25#0	4.523	5.193	21.14
		MCH	QPSK	RB25#0	4.514	5.134	21.15
			16-QAM	RB25#0	4.512	5.142	21.16
		HCH	QPSK	RB25#0	4.508	5.13	21.17
			16-QAM	RB25#0	4.519	5.152	21.18
	10 MHz	LCH	QPSK	RB50#0	9.009	10.044	21.19
			16-QAM	RB50#0	8.986	10.285	21.20
		MCH	QPSK	RB50#0	8.984	10.06	21.21
			16-QAM	RB50#0	8.988	10.113	21.22
		HCH	QPSK	RB50#0	8.971	10.107	21.23
			16-QAM	RB50#0	8.982	10.068	21.24
	15 MHz	LCH	QPSK	RB75#0	13.489	14.997	21.25
			16-QAM	RB75#0	13.495	14.989	21.26
		MCH	QPSK	RB75#0	13.468	14.98	21.27
			16-QAM	RB75#0	13.478	14.883	21.28
		HCH	QPSK	RB75#0	13.481	15.035	21.29
			16-QAM	RB75#0	13.485	14.912	21.30
	20 MHz	LCH	QPSK	RB100#0	17.975	19.78	21.31
			16-QAM	RB100#0	18.015	19.87	21.32
		MCH	QPSK	RB100#0	17.99	19.822	21.33
			16-QAM	RB100#0	17.951	19.895	21.34
		HCH	QPSK	RB100#0	17.899	19.704	21.35
			16-QAM	RB100#0	17.945	19.653	21.36

Test Band	Test Bandwidth	Test Channel	Test Mode	Test RB (Size#Offset)	Measured 99% Occupied Bandwidth (MHz)	Measured -26 dB Occupied Bandwidth (MHz)	Refer to Plot ^{Note2}
Band 71	5 MHz	LCH	QPSK	RB25#0	4.51	5.138	22.1
			16-QAM	RB25#0	4.509	5.132	22.2
		MCH	QPSK	RB25#0	4.514	5.155	22.3
			16-QAM	RB25#0	4.51	5.162	22.4
		HCH	QPSK	RB25#0	4.506	5.146	22.5
			16-QAM	RB25#0	4.511	5.137	22.6
	10 MHz	LCH	QPSK	RB50#0	8.964	10.004	22.7
			16-QAM	RB50#0	8.977	9.994	22.8
		MCH	QPSK	RB50#0	8.957	9.963	22.9
			16-QAM	RB50#0	8.963	9.971	22.10
		HCH	QPSK	RB50#0	8.96	9.978	22.11
			16-QAM	RB50#0	8.972	9.971	22.12
	15 MHz	LCH	QPSK	RB75#0	13.493	14.992	22.13
			16-QAM	RB75#0	13.464	14.884	22.14
		MCH	QPSK	RB75#0	13.445	14.852	22.15
			16-QAM	RB75#0	13.456	14.926	22.16
		HCH	QPSK	RB75#0	13.477	14.803	22.17
			16-QAM	RB75#0	13.482	14.942	22.18
	20 MHz	LCH	QPSK	RB100#0	17.919	19.847	22.19
			16-QAM	RB100#0	17.911	20.005	22.20
		MCH	QPSK	RB100#0	17.911	19.826	22.21
			16-QAM	RB100#0	17.903	19.634	22.22
		HCH	QPSK	RB100#0	17.935	19.78	22.23
			16-QAM	RB100#0	17.956	19.824	22.24

Test Channel	Modulation	PCC RB		SCC RB		Measured 99% Occupied Bandwidth (MHz)	Measured - 26 dB Occupied Bandwidth (MHz)	Refer to Plot ^{Note2}
		Size	Offset	Size	Offset			
CA_2C								
5MHz+20MHz								
Mid	QPSK	25	0	100	0	22.98	24.47	23.1
	16-QAM	25	0	100	0	22.92	24.5	23.2
20MHz+5MHz								
Mid	QPSK	100	0	25	0	23.01	24.53	23.3
	16-QAM	100	0	25	0	22.96	24.41	23.4
10MHz+20MHz								
Mid	QPSK	50	0	100	0	27.91	29.9	23.5
	16-QAM	50	0	100	0	27.86	29.88	23.6
20MHz+10MHz								
Mid	QPSK	100	0	50	0	27.87	29.93	23.7
	16-QAM	100	0	50	0	27.83	29.87	23.8
10MHz+15MHz								
Mid	QPSK	50	0	75	0	23.19	24.99	23.9
	16-QAM	50	0	75	0	23.19	24.99	23.10
15MHz+10MHz								
Mid	QPSK	75	0	50	0	23.19	25.03	23.11
	16-QAM	75	0	50	0	23.19	25.02	23.12
15MHz+15MHz								
Mid	QPSK	75	0	75	0	28.45	30.63	23.13
	16-QAM	75	0	75	0	28.45	30.65	23.14
15MHz+20MHz								
Mid	QPSK	75	0	100	0	32.73	35.18	23.15
	16-QAM	75	0	100	0	32.71	35.16	23.16
20MHz+15MHz								
Mid	QPSK	100	0	75	0	32.73	35.19	23.17
	16-QAM	100	0	75	0	32.72	35.08	23.18
20MHz+20MHz								
Mid	QPSK	100	0	100	0	37.69	40.47	23.19
	16-QAM	100	0	100	0	37.66	40.46	23.20

Test Channel	Modulation	PCC RB		SCC RB		Measured 99% Occupied Bandwidth (MHz)	Measured - 26 dB Occupied Bandwidth (MHz)	Refer to Plot ^{Note2}
		Size	Offset	Size	Offset			
CA_5B								
5MHz+10MHz								
Mid	QPSK	25	0	50	0	13.93	15.11	24.1
	16-QAM	25	0	50	0	13.91	15.04	24.2
10MHz+5MHz								
Mid	QPSK	50	0	25	0	13.94	15.07	24.3
	16-QAM	50	0	25	0	13.91	15.05	24.4
10MHz+10MHz								
Mid	QPSK	50	0	50	0	18.86	20.25	24.5
	16-QAM	50	0	50	0	18.81	20.32	24.6

Test Channel	Modulation	PCC RB		SCC RB		Measured 99% Occupied Bandwidth (MHz)	Measured - 26 dB Occupied Bandwidth (MHz)	Refer to Plot ^{Note2}
		Size	Offset	Size	Offset			
CA_7C								
10MHz+20MHz								
Mid	QPSK	50	0	100	0	27.91	29.96	25.1
	16-QAM	50	0	100	0	27.89	29.9	25.2
20MHz+10MHz								
Mid	QPSK	100	0	50	0	27.9	29.88	25.3
	16-QAM	100	0	50	0	27.86	29.85	25.4
15MHz+15MHz								
Mid	QPSK	75	0	75	0	28.48	30.72	25.5
	16-QAM	75	0	75	0	28.5	30.63	25.6
15MHz+20MHz								
Mid	QPSK	75	0	100	0	32.8	35.11	25.7
	16-QAM	75	0	100	0	32.81	35.17	25.8
20MHz+15MHz								
Mid	QPSK	100	0	75	0	32.8	35.16	25.9
	16-QAM	100	0	75	0	32.77	35.11	25.10
20MHz+20MHz								
Mid	QPSK	100	0	100	0	37.81	40.44	25.11
	16-QAM	100	0	100	0	37.74	40.47	25.12

Test Channel	Modulation	PCC RB		SCC RB		Measured 99% Occupied Bandwidth (MHz)	Measured - 26 dB Occupied Bandwidth (MHz)	Refer to Plot ^{Note2}
		Size	Offset	Size	Offset			
CA_38C								
15MHz+15MHz								
Mid	QPSK	75	0	75	0	28.44	30.55	26.1
	16-QAM	75	0	75	0	28.45	30.56	26.2
20MHz+20MHz								
Mid	QPSK	100	0	100	0	37.66	40.47	26.3
	16-QAM	100	0	100	0	37.68	40.31	26.4

Test Channel	Modulation	PCC RB		SCC RB		Measured 99% Occupied Bandwidth (MHz)	Measured - 26 dB Occupied Bandwidth (MHz)	Refer to Plot ^{Note2}
		Size	Offset	Size	Offset			
CA_41C								
5MHz+20MHz								
Mid	QPSK	25	0	100	0	23	24.58	27.1
	16-QAM	25	0	100	0	22.95	24.48	27.2
20MHz+5MHz								
Mid	QPSK	100	0	25	0	22.97	24.56	27.3
	16-QAM	100	0	25	0	22.92	24.55	27.4
10MHz+20MHz								
Mid	QPSK	50	0	100	0	27.84	29.91	27.5
	16-QAM	50	0	100	0	27.81	29.86	27.6
20MHz+10MHz								
Mid	QPSK	100	0	50	0	27.87	29.87	27.7
	16-QAM	100	0	50	0	27.86	29.82	27.8
15MHz+15MHz								
Mid	QPSK	75	0	75	0	28.4	30.61	27.9
	16-QAM	75	0	75	0	28.44	30.63	27.10
15MHz+20MHz								
Mid	QPSK	75	0	100	0	32.75	35.14	27.11
	16-QAM	75	0	100	0	32.76	35.04	27.12
20MHz+15MHz								
Mid	QPSK	100	0	75	0	32.77	35.07	27.13
	16-QAM	100	0	75	0	32.69	34.98	27.14
20MHz+20MHz								
Mid	QPSK	100	0	100	0	37.73	40.5	27.15

Test Channel	Modulation	PCC RB		SCC RB		Measured 99% Occupied Bandwidth (MHz)	Measured - 26 dB Occupied Bandwidth (MHz)	Refer to Plot ^{Note2}
		Size	Offset	Size	Offset			
CA_41C								
	16-QAM	100	0	100	0	37.68	40.43	27.16

Test Channel	Modulation	PCC RB		SCC RB		Measured 99% Occupied Bandwidth (MHz)	Measured - 26 dB Occupied Bandwidth (MHz)	Refer to Plot ^{Note2}
		Size	Offset	Size	Offset			
CA_42C								
5MHz+20MHz								
Mid	QPSK	25	0	100	0	22.98	24.64	28.1
	16-QAM	25	0	100	0	22.92	24.48	28.2
20MHz+5MHz								
Mid	QPSK	100	0	25	0	23	24.59	28.3
	16-QAM	100	0	25	0	22.92	24.4	28.4
10MHz+20MHz								
Mid	QPSK	50	0	100	0	27.88	29.88	28.5
	16-QAM	50	0	100	0	27.85	29.86	28.6
20MHz+10MHz								
Mid	QPSK	100	0	50	0	27.86	29.88	28.7
	16-QAM	100	0	50	0	27.85	29.86	28.8
15MHz+20MHz								
Mid	QPSK	75	0	100	0	32.73	35.07	28.9
	16-QAM	75	0	100	0	32.73	35.03	28.10
20MHz+15MHz								
Mid	QPSK	100	0	75	0	32.7	35.19	28.11
	16-QAM	100	0	75	0	32.68	35.14	28.12
20MHz+20MHz								
Mid	QPSK	100	0	100	0	37.68	40.43	28.13
	16-QAM	100	0	100	0	37.6	40.5	28.14

Test Channel	Modulation	PCC RB		SCC RB		Measured 99% Occupied Bandwidth (MHz)	Measured - 26 dB Occupied Bandwidth (MHz)	Refer to Plot ^{Note2}
		Size	Offset	Size	Offset			
CA_48C								
5MHz+20MHz								
Mid	QPSK	25	0	100	0	22.99	24.6	29.1
	16-QAM	25	0	100	0	22.93	24.48	29.2
20MHz+5MHz								
Mid	QPSK	100	0	25	0	22.96	24.6	29.3
	16-QAM	100	0	25	0	22.95	24.52	29.4
10MHz+20MHz								
Mid	QPSK	50	0	100	0	27.83	29.89	29.5
	16-QAM	50	0	100	0	27.81	29.77	29.6
20MHz+10MHz								
Mid	QPSK	100	0	50	0	27.84	29.9	29.7
	16-QAM	100	0	50	0	27.84	29.89	29.8
15MHz+20MHz								
Mid	QPSK	75	0	100	0	32.73	35.1	29.9
	16-QAM	75	0	100	0	32.7	35.03	29.10
20MHz+15MHz								
Mid	QPSK	100	0	75	0	32.77	35.03	29.11
	16-QAM	100	0	75	0	32.68	35.09	29.12
20MHz+20MHz								
Mid	QPSK	100	0	100	0	37.69	40.42	29.13
	16-QAM	100	0	100	0	37.68	40.39	29.14

Test Channel	Modulation	PCC RB		SCC RB		Measured 99% Occupied Bandwidth (MHz)	Measured - 26 dB Occupied Bandwidth (MHz)	Refer to Plot ^{Note2}
		Size	Offset	Size	Offset			
CA_66C								
5MHz+20MHz								
Mid	QPSK	25	0	100	0	23.05	24.61	30.1
	16-QAM	25	0	100	0	23.01	24.55	30.2
20MHz+5MHz								
Mid	QPSK	100	0	25	0	23.05	24.64	30.3
	16-QAM	100	0	25	0	23.02	24.54	30.4
10MHz+15MHz								
Mid	QPSK	50	0	75	0	23.27	25	30.5
	16-QAM	50	0	75	0	23.25	25.04	30.6
15MHz+10MHz								
Mid	QPSK	75	0	50	0	23.29	25.05	30.7
	16-QAM	75	0	50	0	23.26	25.01	30.8
10MHz+20MHz								
Mid	QPSK	50	0	100	0	27.97	29.96	30.9
	16-QAM	50	0	100	0	27.94	29.91	30.10
20MHz+10MHz								
Mid	QPSK	100	0	50	0	27.96	30.02	30.11
	16-QAM	100	0	50	0	27.98	29.92	30.12
15MHz+15MHz								
Mid	QPSK	75	0	75	0	28.58	30.66	30.13
	16-QAM	75	0	75	0	28.51	30.63	30.14
15MHz+20MHz								
Mid	QPSK	75	0	100	0	32.83	35.18	30.15
	16-QAM	75	0	100	0	32.82	35.17	30.16
20MHz+15MHz								
Mid	QPSK	100	0	75	0	32.83	35.2	30.17
	16-QAM	100	0	75	0	32.8	35.15	30.18
20MHz+20MHz								
Mid	QPSK	100	0	100	0	37.77	40.43	30.19
	16-QAM	100	0	100	0	37.7	40.44	30.20

NR Mode Test Data

Test Band	NR Test Bandwidth	Test Channel	Test Mode	NR UL RB No.	NR UL RB Pos.	Measured 99% Occupied Bandwidth (MHz)	Measured -26 dB Occupied Bandwidth (MHz)	Verdict	Refer to Plot ^{Not e2}
n2	5 MHz	LCH	PI2 BPSK	25	0	4.51	5.15	Pass	31.1
			QPSK	25	0	4.51	5.2	Pass	31.2
		MCH	PI2 BPSK	25	0	4.5	5.12	Pass	31.3
			QPSK	25	0	4.49	5.07	Pass	31.4
		HCH	PI2 BPSK	25	0	4.53	5.17	Pass	31.5
			QPSK	25	0	4.49	5.13	Pass	31.6
	10 MHz	LCH	PI2 BPSK	50	0	8.93	9.42	Pass	31.7
			QPSK	50	0	8.93	9.37	Pass	31.8
		MCH	PI2 BPSK	50	0	8.92	9.39	Pass	31.9
			QPSK	50	0	8.93	9.49	Pass	31.10
		HCH	PI2 BPSK	50	0	8.93	9.35	Pass	31.11
			QPSK	50	0	8.93	9.45	Pass	31.12
	15 MHz	LCH	PI2 BPSK	75	0	13.41	13.96	Pass	31.13
			QPSK	75	0	13.4	13.88	Pass	31.14
		MCH	PI2 BPSK	75	0	13.41	13.91	Pass	31.15
			QPSK	75	0	13.4	13.81	Pass	31.16
		HCH	PI2 BPSK	75	0	13.38	13.87	Pass	31.17
			QPSK	75	0	13.39	13.93	Pass	31.18
	20 MHz	LCH	PI2 BPSK	100	0	17.84	18.41	Pass	31.19
			QPSK	100	0	17.86	18.39	Pass	31.20
		MCH	PI2 BPSK	100	0	17.82	18.36	Pass	31.21
			QPSK	100	0	17.87	18.39	Pass	31.22
		HCH	PI2 BPSK	100	0	17.83	18.4	Pass	31.23
			QPSK	100	0	17.85	18.35	Pass	31.24
n5	5 MHz	LCH	PI2 BPSK	25	0	4.53	5.24	Pass	32.1
			QPSK	25	0	4.49	5.12	Pass	32.2
		MCH	PI2 BPSK	25	0	4.49	5.09	Pass	32.3
			QPSK	25	0	4.5	5.12	Pass	32.4
		HCH	PI2 BPSK	25	0	4.52	5.15	Pass	32.5
			QPSK	25	0	4.5	5.18	Pass	32.6
	10 MHz	LCH	PI2 BPSK	50	0	8.91	9.4	Pass	32.7
			QPSK	50	0	8.92	9.42	Pass	32.8
		MCH	PI2 BPSK	50	0	8.91	9.35	Pass	32.9
			QPSK	50	0	8.92	9.49	Pass	32.10
		HCH	PI2 BPSK	50	0	8.91	9.37	Pass	32.11
			QPSK	50	0	8.92	9.41	Pass	32.12
	15 MHz	LCH	PI2 BPSK	75	0	13.4	13.85	Pass	32.13

Test Band	NR Test Bandwidth	Test Channel	Test Mode	NR UL RB No.	NR UL RB Pos.	Measured 99% Occupied Bandwidth (MHz)	Measured - 26 dB Occupied Bandwidth (MHz)	Verdict	Refer to Plot ^{Not e2}	
		MCH	QPSK	75	0	13.39	13.92	Pass	32.14	
			PI2 BPSK	75	0	13.39	13.89	Pass	32.15	
		HCH	QPSK	75	0	13.39	13.87	Pass	32.16	
			PI2 BPSK	75	0	13.4	13.92	Pass	32.17	
		QPSK	75	0	13.39	13.86	Pass	32.18		
	20 MHz	LCH	PI2 BPSK	100	0	17.82	18.27	Pass	32.19	
			QPSK	100	0	17.85	18.36	Pass	32.20	
		MCH	PI2 BPSK	100	0	17.82	18.35	Pass	32.21	
			QPSK	100	0	17.84	18.35	Pass	32.22	
		HCH	PI2 BPSK	100	0	17.81	18.35	Pass	32.23	
			QPSK	100	0	17.84	18.39	Pass	32.24	
		n7	5 MHz	LCH	PI2 BPSK	25	0	4.5	5.11	Pass
	QPSK				25	0	4.5	5.05	Pass	33.2
	MCH			PI2 BPSK	25	0	4.5	5.18	Pass	33.3
QPSK				25	0	4.49	5.07	Pass	33.4	
HCH	PI2 BPSK			25	0	4.5	5.17	Pass	33.5	
	QPSK		25	0	4.49	5.04	Pass	33.6		
10 MHz	LCH		PI2 BPSK	50	0	8.91	9.31	Pass	33.7	
			QPSK	50	0	8.92	9.37	Pass	33.8	
	MCH		PI2 BPSK	50	0	8.92	9.42	Pass	33.9	
			QPSK	50	0	8.93	9.44	Pass	33.10	
	HCH		PI2 BPSK	50	0	8.92	9.42	Pass	33.11	
QPSK			50	0	8.92	9.39	Pass	33.12		
15 MHz	LCH		PI2 BPSK	75	0	13.39	13.91	Pass	33.13	
			QPSK	75	0	13.39	13.82	Pass	33.14	
	MCH	PI2 BPSK	75	0	13.4	13.9	Pass	33.15		
		QPSK	75	0	13.4	13.84	Pass	33.16		
	HCH	PI2 BPSK	75	0	13.39	13.88	Pass	33.17		
		QPSK	75	0	13.39	13.97	Pass	33.18		
20 MHz	LCH	PI2 BPSK	100	0	17.81	18.42	Pass	33.19		
		QPSK	100	0	17.85	18.35	Pass	33.20		
	MCH	PI2 BPSK	100	0	17.83	18.38	Pass	33.21		
		QPSK	100	0	17.87	18.37	Pass	33.22		
	HCH	PI2 BPSK	100	0	17.82	18.33	Pass	33.23		
		QPSK	100	0	17.85	18.36	Pass	33.24		
n12	5 MHz	LCH	PI2 BPSK	25	0	4.5	5.14	Pass	34.1	
			QPSK	25	0	4.49	5.09	Pass	34.2	
		MCH	PI2 BPSK	25	0	4.51	5.21	Pass	34.3	

Test Band	NR Test Bandwidth	Test Channel	Test Mode	NR UL RB No.	NR UL RB Pos.	Measured 99% Occupied Bandwidth (MHz)	Measured - 26 dB Occupied Bandwidth (MHz)	Verdict	Refer to Plot ^{Not e2}
		HCH	QPSK	25	0	4.5	5.12	Pass	34.4
			PI2 BPSK	25	0	4.53	5.25	Pass	34.5
			QPSK	25	0	4.49	5.11	Pass	34.6
	10 MHz	LCH	PI2 BPSK	50	0	8.91	9.32	Pass	34.7
			QPSK	50	0	8.92	9.36	Pass	34.8
		MCH	PI2 BPSK	50	0	8.91	9.3	Pass	34.9
			QPSK	50	0	8.91	9.38	Pass	34.10
		HCH	PI2 BPSK	50	0	8.91	9.39	Pass	34.11
			QPSK	50	0	8.91	9.44	Pass	34.12
	15 MHz	LCH	PI2 BPSK	75	0	13.4	13.88	Pass	34.13
			QPSK	75	0	13.38	13.84	Pass	34.14
		MCH	PI2 BPSK	75	0	13.39	13.84	Pass	34.15
			QPSK	75	0	13.38	13.96	Pass	34.16
		HCH	PI2 BPSK	75	0	13.38	13.87	Pass	34.17
			QPSK	75	0	13.42	13.64	Pass	34.18
n13	5 MHz	LCH	PI2 BPSK	25	0	4.5	5.13	Pass	35.1
			QPSK	25	0	4.51	5.23	Pass	35.2
		MCH	PI2 BPSK	25	0	4.51	5.17	Pass	35.3
			QPSK	25	0	4.49	5.15	Pass	35.4
		HCH	PI2 BPSK	25	0	4.51	5.12	Pass	35.5
			QPSK	25	0	4.51	5.18	Pass	35.6
	10 MHz	MCH	PI2 BPSK	50	0	8.9	9.61	Pass	35.7
			QPSK	50	0	8.92	9.36	Pass	35.8
	n14	5 MHz	LCH	PI2 BPSK	25	0	4.51	5.13	Pass
QPSK				25	0	4.51	5.19	Pass	36.2
MCH			PI2 BPSK	25	0	4.5	5.19	Pass	36.3
			QPSK	25	0	4.5	5.08	Pass	36.4
HCH			PI2 BPSK	25	0	4.52	5.17	Pass	36.5
			QPSK	25	0	4.49	5.04	Pass	36.6
10 MHz		MCH	PI2 BPSK	50	0	8.92	9.38	Pass	36.7
			QPSK	50	0	8.91	9.42	Pass	36.8
n18 (824-830MHz)		5 MHz	LCH	PI2 BPSK	25	0	4.53	5.23	Pass
	QPSK			25	0	4.5	5.49	Pass	37.2
	MCH		PI2 BPSK	25	0	4.5	5.15	Pass	37.3
			QPSK	25	0	4.49	5.07	Pass	37.4
	HCH		PI2 BPSK	25	0	4.5	5.09	Pass	37.5
			QPSK	25	0	4.51	5.22	Pass	37.6
n18	5 MHz	LCH	PI2 BPSK	25	0	4.52	5.18	Pass	38.1

Test Band	NR Test Bandwidth	Test Channel	Test Mode	NR UL RB No.	NR UL RB Pos.	Measured 99% Occupied Bandwidth (MHz)	Measured - 26 dB Occupied Bandwidth (MHz)	Verdict	Refer to Plot ^{Not e2}	
(815-830-MHz)			QPSK	25	0	4.49	5.12	Pass	38.2	
			PI2 BPSK	25	0	4.5	5.09	Pass	38.3	
		MCH	QPSK	25	0	4.5	5.1	Pass	38.4	
			PI2 BPSK	25	0	4.51	5.14	Pass	38.5	
			QPSK	25	0	4.5	5.16	Pass	38.6	
HCH	PI2 BPSK	25	0	4.51	5.14	Pass	38.5			
	QPSK	25	0	4.5	5.16	Pass	38.6			
n25	5 MHz	LCH	PI2 BPSK	25	0	4.51	5.13	Pass	39.1	
			QPSK	25	0	4.51	5.19	Pass	39.2	
		MCH	PI2 BPSK	25	0	4.53	5.19	Pass	39.3	
			QPSK	25	0	4.5	5.07	Pass	39.4	
		HCH	PI2 BPSK	25	0	4.5	5.15	Pass	39.5	
			QPSK	25	0	4.5	5.08	Pass	39.6	
		10 MHz	LCH	PI2 BPSK	50	0	8.92	9.42	Pass	39.7
				QPSK	50	0	8.93	9.38	Pass	39.8
			MCH	PI2 BPSK	50	0	8.92	9.33	Pass	39.9
				QPSK	50	0	8.93	9.42	Pass	39.10
	HCH		PI2 BPSK	50	0	8.93	9.44	Pass	39.11	
			QPSK	50	0	8.93	9.38	Pass	39.12	
	15 MHz	LCH	PI2 BPSK	75	0	13.41	13.97	Pass	39.13	
			QPSK	75	0	13.4	13.9	Pass	39.14	
		MCH	PI2 BPSK	75	0	13.4	13.89	Pass	39.15	
			QPSK	75	0	13.4	13.99	Pass	39.16	
		HCH	PI2 BPSK	75	0	13.4	13.84	Pass	39.17	
			QPSK	75	0	13.4	14	Pass	39.18	
	20 MHz	LCH	PI2 BPSK	100	0	17.84	18.38	Pass	39.19	
			QPSK	100	0	17.87	18.4	Pass	39.20	
		MCH	PI2 BPSK	100	0	17.84	18.37	Pass	39.21	
			QPSK	100	0	17.87	18.44	Pass	39.22	
		HCH	PI2 BPSK	100	0	17.85	18.33	Pass	39.23	
			QPSK	100	0	17.87	18.37	Pass	39.24	
	n26 (824-849MHz)	5 MHz	LCH	PI2 BPSK	25	0	4.52	5.16	Pass	40.1
				QPSK	25	0	4.49	5.07	Pass	40.2
			MCH	PI2 BPSK	25	0	4.5	5.13	Pass	40.3
				QPSK	25	0	4.49	5.09	Pass	40.4
HCH			PI2 BPSK	25	0	4.52	5.19	Pass	40.5	
		QPSK	25	0	4.49	5.07	Pass	40.6		
10 MHz		LCH	PI2 BPSK	50	0	8.92	9.38	Pass	40.7	
			QPSK	50	0	8.92	9.45	Pass	40.8	
		MCH	PI2 BPSK	50	0	8.91	9.37	Pass	40.9	

Test Band	NR Test Bandwidth	Test Channel	Test Mode	NR UL RB No.	NR UL RB Pos.	Measured 99% Occupied Bandwidth (MHz)	Measured - 26 dB Occupied Bandwidth (MHz)	Verdict	Refer to Plot ^{Not e2}
		HCH	QPSK	50	0	8.92	9.45	Pass	40.10
			PI2 BPSK	50	0	8.92	9.36	Pass	40.11
			QPSK	50	0	8.92	9.43	Pass	40.12
	15 MHz	LCH	PI2 BPSK	75	0	13.39	13.89	Pass	40.13
			QPSK	75	0	13.39	13.93	Pass	40.14
		MCH	PI2 BPSK	75	0	13.39	13.94	Pass	40.15
			QPSK	75	0	13.39	13.84	Pass	40.16
		HCH	PI2 BPSK	75	0	13.4	14	Pass	40.17
			QPSK	75	0	13.4	13.86	Pass	40.18
	20 MHz	LCH	PI2 BPSK	100	0	17.81	18.27	Pass	40.19
			QPSK	100	0	17.84	18.38	Pass	40.20
		MCH	PI2 BPSK	100	0	17.82	18.35	Pass	40.21
			QPSK	100	0	17.84	18.34	Pass	40.22
		HCH	PI2 BPSK	100	0	17.8	18.35	Pass	40.23
QPSK			100	0	17.84	18.38	Pass	40.24	
n26 (814-824MHz)	5 MHz	LCH	PI2 BPSK	25	0	4.5	5.12	Pass	41.1
			QPSK	25	0	4.5	5.16	Pass	41.2
		MCH	PI2 BPSK	25	0	4.51	5.15	Pass	41.3
			QPSK	25	0	4.49	5.11	Pass	41.4
		HCH	PI2 BPSK	25	0	4.51	5.14	Pass	41.5
			QPSK	25	0	4.5	5.16	Pass	41.6
	10 MHz	MCH	PI2 BPSK	50	0	8.91	9.34	Pass	41.7
			QPSK	50	0	8.91	9.4	Pass	41.8
n30	10 MHz	MCH	PI2 BPSK	50	0	8.92	9.38	Pass	42.1
			QPSK	50	0	8.92	9.39	Pass	42.2
n38	20 MHz	LCH	PI2 BPSK	50	0	17.84	18.48	Pass	43.1
			QPSK	50	0	17.85	18.52	Pass	43.2
		MCH	PI2 BPSK	50	0	17.84	18.52	Pass	43.3
			QPSK	50	0	17.84	18.52	Pass	43.4
		HCH	PI2 BPSK	50	0	17.81	18.52	Pass	43.5
			QPSK	50	0	17.83	18.58	Pass	43.6
	30 MHz	LCH	PI2 BPSK	75	0	27.08	29.85	Pass	43.7
			QPSK	75	0	27.2	29.91	Pass	43.8
		MCH	PI2 BPSK	75	0	27.08	29.8	Pass	43.9
			QPSK	75	0	27.18	29.96	Pass	43.10
		HCH	PI2 BPSK	75	0	27.14	29.85	Pass	43.11
			QPSK	75	0	27.15	29.72	Pass	43.12
40 MHz	LCH	PI2 BPSK	100	0	35.84	38.71	Pass	43.13	

Test Band	NR Test Bandwidth	Test Channel	Test Mode	NR UL RB No.	NR UL RB Pos.	Measured 99% Occupied Bandwidth (MHz)	Measured - 26 dB Occupied Bandwidth (MHz)	Verdict	Refer to Plot ^{Not e2}
		MCH	QPSK	100	0	35.98	38.73	Pass	43.14
			PI2 BPSK	100	0	35.95	38.63	Pass	43.15
			QPSK	100	0	35.89	38.81	Pass	43.16
		HCH	PI2 BPSK	100	0	35.88	38.77	Pass	43.17
			QPSK	100	0	35.96	38.82	Pass	43.18
n41	20 MHz	LCH	PI2 BPSK	50	0	17.89	18.57	Pass	44.1
			QPSK	50	0	17.85	18.64	Pass	44.2
		MCH	PI2 BPSK	50	0	17.87	18.43	Pass	44.3
			QPSK	50	0	17.84	18.55	Pass	44.4
		HCH	PI2 BPSK	50	0	17.86	18.53	Pass	44.5
			QPSK	50	0	17.84	18.6	Pass	44.6
	30 MHz	LCH	PI2 BPSK	75	0	27.12	29.77	Pass	44.7
			QPSK	75	0	27.3	29.93	Pass	44.8
		MCH	PI2 BPSK	75	0	27.2	29.88	Pass	44.9
			QPSK	75	0	27.23	30.09	Pass	44.10
		HCH	PI2 BPSK	75	0	27.12	29.72	Pass	44.11
			QPSK	75	0	27.17	30.01	Pass	44.12
	40 MHz	LCH	PI2 BPSK	100	0	35.88	38.65	Pass	44.13
			QPSK	100	0	36	38.79	Pass	44.14
		MCH	PI2 BPSK	100	0	35.88	38.79	Pass	44.15
			QPSK	100	0	35.97	38.76	Pass	44.16
		HCH	PI2 BPSK	100	0	35.79	38.67	Pass	44.17
			QPSK	100	0	35.99	38.75	Pass	44.18
	50 MHz	LCH	PI2 BPSK	128	0	46	48.82	Pass	44.19
			QPSK	128	0	45.92	48.63	Pass	44.20
		MCH	PI2 BPSK	128	0	45.94	48.79	Pass	44.21
			QPSK	128	0	45.99	48.83	Pass	44.22
		HCH	PI2 BPSK	128	0	45.97	48.93	Pass	44.23
			QPSK	128	0	45.91	48.92	Pass	44.24
60 MHz	LCH	PI2 BPSK	162	0	57.9	61.06	Pass	44.25	
		QPSK	162	0	58	60.87	Pass	44.26	
	MCH	PI2 BPSK	162	0	57.82	60.97	Pass	44.27	
		QPSK	162	0	57.92	60.91	Pass	44.28	
	HCH	PI2 BPSK	162	0	57.9	60.98	Pass	44.29	
		QPSK	162	0	57.89	61.04	Pass	44.30	
70 MHz	LCH	PI2 BPSK	180	0	64.29	67.54	Pass	44.31	
		QPSK	180	0	64.37	67.42	Pass	44.32	
	MCH	PI2 BPSK	180	0	64.24	67.38	Pass	44.33	

Test Band	NR Test Bandwidth	Test Channel	Test Mode	NR UL RB No.	NR UL RB Pos.	Measured 99% Occupied Bandwidth (MHz)	Measured - 26 dB Occupied Bandwidth (MHz)	Verdict	Refer to Plot ^{Not e2}	
		HCH	QPSK	180	0	64.33	67.39	Pass	44.34	
			PI2 BPSK	180	0	64.29	67.67	Pass	44.35	
			QPSK	180	0	64.37	67.44	Pass	44.36	
	80 MHz	LCH	PI2 BPSK	216	0	77.02	80.45	Pass	44.37	
			QPSK	216	0	77.24	80.59	Pass	44.38	
		MCH	PI2 BPSK	216	0	77.01	80.42	Pass	44.39	
			QPSK	216	0	76.89	80.37	Pass	44.40	
		HCH	PI2 BPSK	216	0	77.01	80.33	Pass	44.41	
			QPSK	216	0	76.97	80.58	Pass	44.42	
	90 MHz	LCH	PI2 BPSK	243	0	86.81	90.24	Pass	44.43	
			QPSK	243	0	86.72	90.44	Pass	44.44	
		MCH	PI2 BPSK	243	0	86.62	90.21	Pass	44.45	
			QPSK	243	0	86.73	90.48	Pass	44.46	
		HCH	PI2 BPSK	243	0	86.69	90.23	Pass	44.47	
			QPSK	243	0	86.81	90.46	Pass	44.48	
	100 MHz	LCH	PI2 BPSK	270	0	96.51	99.95	Pass	44.49	
			QPSK	270	0	96.5	99.99	Pass	44.50	
		MCH	PI2 BPSK	270	0	96.44	99.97	Pass	44.51	
			QPSK	270	0	96.5	99.97	Pass	44.52	
		HCH	PI2 BPSK	270	0	96.41	99.97	Pass	44.53	
			QPSK	270	0	96.46	100.01	Pass	44.54	
	n48	20 MHz	LCH	PI2 BPSK	50	0	17.84	18.5	Pass	45.1
				QPSK	50	0	17.84	18.55	Pass	45.2
			MCH	PI2 BPSK	50	0	17.81	18.52	Pass	45.3
QPSK				50	0	17.79	18.62	Pass	45.4	
HCH			PI2 BPSK	50	0	17.86	18.5	Pass	45.5	
			QPSK	50	0	17.83	18.6	Pass	45.6	
40 MHz		LCH	PI2 BPSK	100	0	35.91	38.67	Pass	45.7	
			QPSK	100	0	36.02	38.65	Pass	45.8	
		MCH	PI2 BPSK	100	0	35.99	38.69	Pass	45.9	
			QPSK	100	0	35.97	38.7	Pass	45.10	
		HCH	PI2 BPSK	100	0	35.88	38.81	Pass	45.11	
			QPSK	100	0	35.95	38.75	Pass	45.12	
n66	5 MHz	LCH	PI2 BPSK	25	0	4.51	5.2	Pass	46.1	
			QPSK	25	0	4.5	5.12	Pass	46.2	
		MCH	PI2 BPSK	25	0	4.51	5.17	Pass	46.3	
			QPSK	25	0	4.5	5.13	Pass	46.4	
		HCH	PI2 BPSK	25	0	4.51	5.21	Pass	46.5	

Test Band	NR Test Bandwidth	Test Channel	Test Mode	NR UL RB No.	NR UL RB Pos.	Measured 99% Occupied Bandwidth (MHz)	Measured - 26 dB Occupied Bandwidth (MHz)	Verdict	Refer to Plot ^{Not e2}	
	10 MHz	LCH	QPSK	25	0	4.5	5.13	Pass	46.6	
			PI2 BPSK	50	0	8.92	9.38	Pass	46.7	
		MCH	QPSK	50	0	8.93	9.39	Pass	46.8	
			PI2 BPSK	50	0	8.92	9.38	Pass	46.9	
		HCH	QPSK	50	0	8.92	9.35	Pass	46.10	
			PI2 BPSK	50	0	8.92	9.34	Pass	46.11	
	15 MHz	LCH	QPSK	50	0	8.93	9.46	Pass	46.12	
			PI2 BPSK	75	0	13.4	13.87	Pass	46.13	
		MCH	QPSK	75	0	13.4	13.87	Pass	46.14	
			PI2 BPSK	75	0	13.39	13.91	Pass	46.15	
		HCH	QPSK	75	0	13.39	13.97	Pass	46.16	
			PI2 BPSK	75	0	13.38	13.87	Pass	46.17	
	20 MHz	LCH	QPSK	75	0	13.39	13.96	Pass	46.18	
			PI2 BPSK	100	0	17.85	18.41	Pass	46.19	
		MCH	QPSK	100	0	17.87	18.43	Pass	46.20	
			PI2 BPSK	100	0	17.82	18.36	Pass	46.21	
		HCH	QPSK	100	0	17.85	18.36	Pass	46.22	
			PI2 BPSK	100	0	17.82	18.37	Pass	46.23	
	30 MHz	LCH	QPSK	100	0	17.85	18.38	Pass	46.24	
			PI2 BPSK	160	0	29.09	31.1	Pass	46.25	
		MCH	QPSK	160	0	29.04	31.09	Pass	46.26	
			PI2 BPSK	160	0	28.93	30.93	Pass	46.27	
		HCH	QPSK	160	0	28.85	31.05	Pass	46.28	
			PI2 BPSK	160	0	29	31.02	Pass	46.29	
	n71	5 MHz	LCH	QPSK	160	0	28.93	31.09	Pass	46.30
				PI2 BPSK	25	0	4.53	5.22	Pass	47.1
			MCH	QPSK	25	0	4.49	5.12	Pass	47.2
				PI2 BPSK	25	0	4.51	5.09	Pass	47.3
			HCH	QPSK	25	0	4.51	5.25	Pass	47.4
				PI2 BPSK	25	0	4.49	5.12	Pass	47.5
10 MHz		LCH	QPSK	25	0	4.49	5.16	Pass	47.6	
			PI2 BPSK	50	0	8.9	9.34	Pass	47.7	
		MCH	QPSK	50	0	8.92	9.43	Pass	47.8	
			PI2 BPSK	50	0	8.9	9.31	Pass	47.9	
		HCH	QPSK	50	0	8.92	9.41	Pass	47.10	
			PI2 BPSK	50	0	8.9	9.38	Pass	47.11	
15 MHz		LCH	QPSK	50	0	8.92	9.37	Pass	47.12	
				PI2 BPSK	75	0	13.39	13.86	Pass	47.13

Test Band	NR Test Bandwidth	Test Channel	Test Mode	NR UL RB No.	NR UL RB Pos.	Measured 99% Occupied Bandwidth (MHz)	Measured - 26 dB Occupied Bandwidth (MHz)	Verdict	Refer to Plot ^{Not e2}	
		MCH	QPSK	75	0	13.38	13.88	Pass	47.14	
			PI2 BPSK	75	0	13.4	13.97	Pass	47.15	
			QPSK	75	0	13.39	13.84	Pass	47.16	
			PI2 BPSK	75	0	13.39	13.91	Pass	47.17	
		HCH	QPSK	75	0	13.39	13.97	Pass	47.18	
			LCH	PI2 BPSK	100	0	17.79	18.29	Pass	47.19
				QPSK	100	0	17.83	18.34	Pass	47.20
			MCH	PI2 BPSK	100	0	17.79	18.27	Pass	47.21
	QPSK	100		0	17.83	18.34	Pass	47.22		
	HCH	PI2 BPSK	100	0	17.81	18.31	Pass	47.23		
		QPSK	100	0	17.85	18.34	Pass	47.24		
	n77 (3450-3550 MHz)	20 MHz	LCH	PI2 BPSK	50	0	17.86	18.54	Pass	48.1
				QPSK	50	0	17.84	18.51	Pass	48.2
			MCH	PI2 BPSK	50	0	17.83	18.4	Pass	48.3
				QPSK	50	0	17.82	18.56	Pass	48.4
			HCH	PI2 BPSK	50	0	17.83	18.56	Pass	48.5
QPSK				50	0	17.83	18.44	Pass	48.6	
30 MHz			LCH	PI2 BPSK	75	0	27.16	29.59	Pass	48.7
				QPSK	75	0	27.17	29.84	Pass	48.8
			MCH	PI2 BPSK	75	0	27.18	29.7	Pass	48.9
				QPSK	75	0	27.15	29.96	Pass	48.10
		HCH	PI2 BPSK	75	0	27.16	29.82	Pass	48.11	
			QPSK	75	0	27.23	29.86	Pass	48.12	
40 MHz		LCH	PI2 BPSK	100	0	35.91	38.61	Pass	48.13	
			QPSK	100	0	35.86	38.66	Pass	48.14	
		MCH	PI2 BPSK	100	0	36.02	38.78	Pass	48.15	
			QPSK	100	0	35.94	38.82	Pass	48.16	
		HCH	PI2 BPSK	100	0	35.88	38.71	Pass	48.17	
			QPSK	100	0	35.96	38.8	Pass	48.18	
60 MHz		LCH	PI2 BPSK	162	0	57.97	61.16	Pass	48.19	
			QPSK	162	0	57.97	60.81	Pass	48.20	
		MCH	PI2 BPSK	162	0	57.86	60.93	Pass	48.21	
			QPSK	162	0	57.88	60.97	Pass	48.22	
		HCH	PI2 BPSK	162	0	57.96	61.2	Pass	48.23	
			QPSK	162	0	57.98	61	Pass	48.24	
80 MHz		LCH	PI2 BPSK	216	0	77.03	80.27	Pass	48.25	
			QPSK	216	0	76.91	80.49	Pass	48.26	
		MCH	PI2 BPSK	216	0	77.11	80.5	Pass	48.27	

Test Band	NR Test Bandwidth	Test Channel	Test Mode	NR UL RB No.	NR UL RB Pos.	Measured 99% Occupied Bandwidth (MHz)	Measured - 26 dB Occupied Bandwidth (MHz)	Verdict	Refer to Plot ^{Not e2}
		HCH	QPSK	216	0	76.86	80.4	Pass	48.28
			PI2 BPSK	216	0	77.03	80.25	Pass	48.29
			QPSK	216	0	76.92	80.43	Pass	48.30
	100 MHz	MCH	PI2 BPSK	270	0	96.35	100.06	Pass	48.31
			QPSK	270	0	96.33	100.05	Pass	48.32
n77 (3550-3700 MHz)	20 MHz	LCH	PI2 BPSK	50	0	17.85	18.53	Pass	49.1
			QPSK	50	0	17.84	18.43	Pass	49.2
		MCH	PI2 BPSK	50	0	17.84	18.39	Pass	49.3
			QPSK	50	0	17.83	18.55	Pass	49.4
		HCH	PI2 BPSK	50	0	17.88	18.51	Pass	49.5
			QPSK	50	0	17.85	18.6	Pass	49.6
	30 MHz	LCH	PI2 BPSK	75	0	27.16	29.9	Pass	49.7
			QPSK	75	0	27.09	29.92	Pass	49.8
		MCH	PI2 BPSK	75	0	27.18	29.76	Pass	49.9
			QPSK	75	0	27.17	29.88	Pass	49.10
		HCH	PI2 BPSK	75	0	27.16	29.9	Pass	49.11
			QPSK	75	0	27.15	29.59	Pass	49.12
	40 MHz	LCH	PI2 BPSK	100	0	36.01	38.73	Pass	49.13
			QPSK	100	0	35.95	38.78	Pass	49.14
		MCH	PI2 BPSK	100	0	35.91	38.78	Pass	49.15
			QPSK	100	0	35.98	38.77	Pass	49.16
		HCH	PI2 BPSK	100	0	35.93	38.54	Pass	49.17
			QPSK	100	0	35.88	38.82	Pass	49.18
	60 MHz	LCH	PI2 BPSK	162	0	57.98	61.07	Pass	49.19
			QPSK	162	0	57.98	60.95	Pass	49.20
		MCH	PI2 BPSK	162	0	57.89	61.2	Pass	49.21
			QPSK	162	0	57.95	61.07	Pass	49.22
		HCH	PI2 BPSK	162	0	57.96	60.88	Pass	49.23
			QPSK	162	0	58.01	61.02	Pass	49.24
	80 MHz	LCH	PI2 BPSK	216	0	76.97	80.35	Pass	49.24
			QPSK	216	0	77	80.68	Pass	49.26
		MCH	PI2 BPSK	216	0	77.06	80.29	Pass	49.27
			QPSK	216	0	77.01	80.55	Pass	49.28
		HCH	PI2 BPSK	216	0	77.02	80.47	Pass	49.29
			QPSK	216	0	77.33	80.62	Pass	49.30
100 MHz	LCH	PI2 BPSK	270	0	96.31	99.99	Pass	49.31	
		QPSK	270	0	96.4	100	Pass	49.32	
	MCH	PI2 BPSK	270	0	96.42	100.11	Pass	49.33	

Test Band	NR Test Bandwidth	Test Channel	Test Mode	NR UL RB No.	NR UL RB Pos.	Measured 99% Occupied Bandwidth (MHz)	Measured - 26 dB Occupied Bandwidth (MHz)	Verdict	Refer to Plot ^{Not e2}
n77 (3700-3980 MHz)		HCH	QPSK	270	0	96.43	100.04	Pass	49.34
			PI2 BPSK	270	0	96.38	99.99	Pass	49.35
			QPSK	270	0	96.44	99.86	Pass	49.36
	20 MHz	LCH	PI2 BPSK	50	0	17.86	18.45	Pass	50.1
			QPSK	50	0	17.83	18.55	Pass	50.2
		MCH	PI2 BPSK	50	0	17.84	18.51	Pass	50.3
			QPSK	50	0	17.82	18.53	Pass	50.4
		HCH	PI2 BPSK	50	0	17.85	18.48	Pass	50.5
			QPSK	50	0	17.83	18.54	Pass	50.6
	30 MHz	LCH	PI2 BPSK	75	0	27.19	29.7	Pass	50.7
			QPSK	75	0	27.18	29.94	Pass	50.8
		MCH	PI2 BPSK	75	0	27.13	29.82	Pass	50.9
			QPSK	75	0	27.16	29.8	Pass	50.10
		HCH	PI2 BPSK	75	0	27.14	29.71	Pass	50.11
			QPSK	75	0	27.12	29.87	Pass	50.12
	40 MHz	LCH	PI2 BPSK	100	0	35.9	38.63	Pass	50.13
			QPSK	100	0	35.98	38.73	Pass	50.14
		MCH	PI2 BPSK	100	0	35.85	38.72	Pass	50.15
			QPSK	100	0	35.98	38.7	Pass	50.16
		HCH	PI2 BPSK	100	0	35.9	38.71	Pass	50.17
			QPSK	100	0	36	38.55	Pass	50.18
	60 MHz	LCH	PI2 BPSK	162	0	58.01	61	Pass	50.19
			QPSK	162	0	58.08	60.92	Pass	50.20
		MCH	PI2 BPSK	162	0	57.98	61.27	Pass	50.21
			QPSK	162	0	57.98	61	Pass	50.22
		HCH	PI2 BPSK	162	0	57.87	61.11	Pass	50.23
			QPSK	162	0	57.93	61.02	Pass	50.24
	80 MHz	LCH	PI2 BPSK	216	0	76.97	80.38	Pass	50.25
			QPSK	216	0	76.97	80.38	Pass	50.26
		MCH	PI2 BPSK	216	0	77.03	80.38	Pass	50.27
QPSK			216	0	76.96	80.48	Pass	50.28	
HCH		PI2 BPSK	216	0	77.04	80.32	Pass	50.29	
		QPSK	216	0	77.26	80.42	Pass	50.30	
100 MHz	LCH	PI2 BPSK	270	0	96.31	99.98	Pass	50.31	
		QPSK	270	0	96.39	99.88	Pass	50.32	
	MCH	PI2 BPSK	270	0	96.4	100.05	Pass	50.33	
		QPSK	270	0	96.38	99.9	Pass	50.34	
	HCH	PI2 BPSK	270	0	96.44	100.01	Pass	50.35	

Test Band	NR Test Bandwidth	Test Channel	Test Mode	NR UL RB No.	NR UL RB Pos.	Measured 99% Occupied Bandwidth (MHz)	Measured - 26 dB Occupied Bandwidth (MHz)	Verdict	Refer to Plot ^{Not e2}
			QPSK	270	0	96.43	99.92	Pass	50.36
n78 (3450-3550 MHz)	20 MHz	LCH	PI2 BPSK	50	0	17.88	18.46	Pass	51.1
			QPSK	50	0	17.86	18.42	Pass	51.2
		MCH	PI2 BPSK	50	0	17.83	18.41	Pass	51.3
			QPSK	50	0	17.83	18.59	Pass	51.4
		HCH	PI2 BPSK	50	0	17.82	18.46	Pass	51.5
			QPSK	50	0	17.81	18.49	Pass	51.6
	30 MHz	LCH	PI2 BPSK	75	0	27.13	29.7	Pass	51.7
			QPSK	75	0	27.2	29.89	Pass	51.8
		MCH	PI2 BPSK	75	0	27.12	29.69	Pass	51.9
			QPSK	75	0	27.16	29.84	Pass	51.10
		HCH	PI2 BPSK	75	0	27.15	29.74	Pass	51.11
			QPSK	75	0	27.28	29.99	Pass	51.12
	40 MHz	LCH	PI2 BPSK	100	0	35.84	38.63	Pass	51.13
			QPSK	100	0	35.97	38.8	Pass	51.14
		MCH	PI2 BPSK	100	0	35.85	38.76	Pass	51.15
			QPSK	100	0	35.97	38.65	Pass	51.16
		HCH	PI2 BPSK	100	0	35.88	38.83	Pass	51.17
			QPSK	100	0	35.96	38.73	Pass	51.18
	50 MHz	LCH	PI2 BPSK	128	0	45.98	48.78	Pass	51.19
			QPSK	128	0	45.7	48.65	Pass	51.20
		MCH	PI2 BPSK	128	0	45.92	48.78	Pass	51.21
			QPSK	128	0	45.68	48.84	Pass	51.22
		HCH	PI2 BPSK	128	0	45.89	48.73	Pass	51.23
			QPSK	128	0	45.87	48.63	Pass	51.24
	60 MHz	LCH	PI2 BPSK	162	0	57.97	61.16	Pass	51.25
			QPSK	162	0	57.97	60.79	Pass	51.26
		MCH	PI2 BPSK	162	0	57.88	61.17	Pass	51.27
			QPSK	162	0	57.91	61.02	Pass	51.28
		HCH	PI2 BPSK	162	0	57.88	61.16	Pass	51.29
			QPSK	162	0	57.92	61	Pass	51.30
	70 MHz	LCH	PI2 BPSK	180	0	64.37	67.44	Pass	51.31
			QPSK	180	0	64.38	67.43	Pass	51.32
MCH		PI2 BPSK	180	0	64.34	67.44	Pass	51.33	
		QPSK	180	0	64.34	67.37	Pass	51.34	
HCH		PI2 BPSK	180	0	64.3	67.38	Pass	51.35	
		QPSK	180	0	64.39	67.47	Pass	51.36	
80 MHz	LCH	PI2 BPSK	216	0	77	80.33	Pass	51.37	

Test Band	NR Test Bandwidth	Test Channel	Test Mode	NR UL RB No.	NR UL RB Pos.	Measured 99% Occupied Bandwidth (MHz)	Measured - 26 dB Occupied Bandwidth (MHz)	Verdict	Refer to Plot ^{Not e2}	
		MCH	QPSK	216	0	76.87	80.48	Pass	51.38	
			PI2 BPSK	216	0	76.99	80.31	Pass	51.39	
			QPSK	216	0	77.18	80.61	Pass	51.40	
		HCH	PI2 BPSK	216	0	77.02	80.42	Pass	51.41	
			QPSK	216	0	76.94	80.3	Pass	51.42	
		90 MHz	LCH	PI2 BPSK	243	0	86.81	131.73	Pass	51.43
	QPSK			243	0	86.6	90.42	Pass	51.44	
	MCH		PI2 BPSK	243	0	86.61	131.89	Pass	51.45	
			QPSK	243	0	86.64	90.38	Pass	51.46	
	HCH		PI2 BPSK	243	0	86.8	132.15	Pass	51.47	
			QPSK	243	0	86.59	90.49	Pass	51.48	
	100 MHz	MCH	PI2 BPSK	270	0	96.29	100.07	Pass	51.49	
			QPSK	270	0	96.35	99.89	Pass	51.50	
	n78 (3550-3700 MHz)	20 MHz	LCH	PI2 BPSK	50	0	17.85	18.5	Pass	52.1
				QPSK	50	0	17.84	18.5	Pass	52.2
			MCH	PI2 BPSK	50	0	17.83	18.4	Pass	52.3
				QPSK	50	0	17.83	18.56	Pass	52.4
			HCH	PI2 BPSK	50	0	17.87	18.5	Pass	52.5
QPSK				50	0	17.83	18.54	Pass	52.6	
30 MHz		LCH	PI2 BPSK	75	0	27.13	29.72	Pass	52.7	
			QPSK	75	0	27.09	29.86	Pass	52.8	
		MCH	PI2 BPSK	75	0	27.16	29.85	Pass	52.9	
			QPSK	75	0	27.19	29.85	Pass	52.10	
		HCH	PI2 BPSK	75	0	27.17	29.69	Pass	52.11	
			QPSK	75	0	27.22	29.58	Pass	52.12	
40 MHz		LCH	PI2 BPSK	100	0	35.86	38.65	Pass	52.13	
			QPSK	100	0	35.98	38.77	Pass	52.14	
		MCH	PI2 BPSK	100	0	35.86	38.73	Pass	52.15	
			QPSK	100	0	35.99	38.7	Pass	52.16	
		HCH	PI2 BPSK	100	0	35.84	38.63	Pass	52.17	
			QPSK	100	0	35.97	38.75	Pass	52.18	
50 MHz		LCH	PI2 BPSK	128	0	45.93	48.84	Pass	52.19	
			QPSK	128	0	45.79	48.76	Pass	52.20	
		MCH	PI2 BPSK	128	0	45.93	48.8	Pass	52.21	
			QPSK	128	0	45.68	48.81	Pass	52.22	
		HCH	PI2 BPSK	128	0	45.96	48.76	Pass	52.23	
			QPSK	128	0	45.93	48.84	Pass	52.24	
60 MHz		LCH	PI2 BPSK	162	0	57.9	60.93	Pass	52.25	

Test Band	NR Test Bandwidth	Test Channel	Test Mode	NR UL RB No.	NR UL RB Pos.	Measured 99% Occupied Bandwidth (MHz)	Measured - 26 dB Occupied Bandwidth (MHz)	Verdict	Refer to Plot ^{Not e2}
		MCH	QPSK	162	0	57.98	61	Pass	52.26
			PI2 BPSK	162	0	57.88	60.99	Pass	52.27
		HCH	QPSK	162	0	57.93	61	Pass	52.28
			PI2 BPSK	162	0	57.92	60.88	Pass	52.29
	70 MHz	LCH	PI2 BPSK	180	0	64.3	67.43	Pass	52.31
			QPSK	180	0	64.39	67.51	Pass	52.32
		MCH	PI2 BPSK	180	0	64.36	67.47	Pass	52.33
			QPSK	180	0	64.4	67.42	Pass	52.34
		HCH	PI2 BPSK	180	0	64.33	67.54	Pass	52.35
			QPSK	180	0	64.44	67.47	Pass	52.36
	80 MHz	LCH	PI2 BPSK	216	0	77	80.31	Pass	52.37
			QPSK	216	0	77.19	80.58	Pass	52.38
		MCH	PI2 BPSK	216	0	77.01	80.39	Pass	52.39
			QPSK	216	0	76.97	80.56	Pass	52.40
		HCH	PI2 BPSK	216	0	77.04	80.28	Pass	52.41
			QPSK	216	0	76.99	80.57	Pass	52.42
	90 MHz	LCH	PI2 BPSK	243	0	86.63	90.23	Pass	52.43
			QPSK	243	0	86.71	90.31	Pass	52.44
		MCH	PI2 BPSK	243	0	86.85	90.28	Pass	52.45
			QPSK	243	0	86.69	90.45	Pass	52.46
		HCH	PI2 BPSK	243	0	86.59	90.29	Pass	52.47
			QPSK	243	0	86.74	90.5	Pass	52.48
	100 MHz	LCH	PI2 BPSK	270	0	96.36	99.89	Pass	52.49
			QPSK	270	0	96.4	99.99	Pass	52.50
MCH		PI2 BPSK	270	0	96.4	100.09	Pass	52.51	
		QPSK	270	0	96.45	99.94	Pass	52.52	
HCH		PI2 BPSK	270	0	96.37	100	Pass	52.53	
		QPSK	270	0	96.42	99.91	Pass	52.54	
n78 (3700-3800 MHz)	20 MHz	LCH	PI2 BPSK	50	0	17.86	18.38	Pass	53.1
			QPSK	50	0	17.82	18.6	Pass	53.2
		MCH	PI2 BPSK	50	0	17.84	18.42	Pass	53.3
			QPSK	50	0	17.81	18.62	Pass	53.4
		HCH	PI2 BPSK	50	0	17.85	18.45	Pass	53.5
			QPSK	50	0	17.83	18.42	Pass	53.6
	30 MHz	LCH	PI2 BPSK	75	0	27.13	29.7	Pass	53.7
			QPSK	75	0	27.18	29.92	Pass	53.8
		MCH	PI2 BPSK	75	0	27.19	29.71	Pass	53.9

Test Band	NR Test Bandwidth	Test Channel	Test Mode	NR UL RB No.	NR UL RB Pos.	Measured 99% Occupied Bandwidth (MHz)	Measured - 26 dB Occupied Bandwidth (MHz)	Verdict	Refer to Plot ^{Not e2}
		HCH	QPSK	75	0	27.16	29.93	Pass	53.10
			PI2 BPSK	75	0	27.17	29.79	Pass	53.11
			QPSK	75	0	27.24	29.95	Pass	53.12
	40 MHz	LCH	PI2 BPSK	100	0	35.9	38.63	Pass	53.13
			QPSK	100	0	35.99	38.74	Pass	53.14
		MCH	PI2 BPSK	100	0	36.01	38.75	Pass	53.15
			QPSK	100	0	35.89	38.76	Pass	53.16
		HCH	PI2 BPSK	100	0	35.87	38.76	Pass	53.17
			QPSK	100	0	36	38.73	Pass	53.18
	50 MHz	LCH	PI2 BPSK	128	0	45.93	48.63	Pass	53.19
			QPSK	128	0	45.71	48.65	Pass	53.20
		MCH	PI2 BPSK	128	0	45.94	48.78	Pass	53.21
			QPSK	128	0	45.72	48.8	Pass	53.22
		HCH	PI2 BPSK	128	0	45.93	48.81	Pass	53.23
			QPSK	128	0	45.65	48.68	Pass	53.24
	60 MHz	LCH	PI2 BPSK	162	0	57.91	61.04	Pass	53.25
			QPSK	162	0	57.99	60.87	Pass	53.26
		MCH	PI2 BPSK	162	0	57.85	60.97	Pass	53.27
			QPSK	162	0	57.9	60.99	Pass	53.28
		HCH	PI2 BPSK	162	0	57.96	61.18	Pass	53.29
			QPSK	162	0	58	61	Pass	53.30
	70 MHz	LCH	PI2 BPSK	180	0	64.34	67.64	Pass	53.31
			QPSK	180	0	64.4	67.52	Pass	53.32
		MCH	PI2 BPSK	180	0	64.25	67.55	Pass	53.33
QPSK			180	0	64.35	67.3	Pass	53.34	
HCH		PI2 BPSK	180	0	64.29	67.5	Pass	53.35	
		QPSK	180	0	64.39	67.51	Pass	53.36	
80 MHz	LCH	PI2 BPSK	216	0	76.97	80.25	Pass	53.37	
		QPSK	216	0	76.94	80.43	Pass	53.38	
	MCH	PI2 BPSK	216	0	76.97	80.29	Pass	53.39	
		QPSK	216	0	76.96	80.53	Pass	53.40	
	HCH	PI2 BPSK	216	0	76.97	80.41	Pass	53.41	
		QPSK	216	0	77.23	80.3	Pass	53.42	
90 MHz	LCH	PI2 BPSK	243	0	86.54	90.32	Pass	53.43	
		QPSK	243	0	86.69	90.48	Pass	53.44	
	MCH	PI2 BPSK	243	0	86.75	90.2	Pass	53.45	
		QPSK	243	0	86.64	90.49	Pass	53.46	
	HCH	PI2 BPSK	243	0	86.78	90.11	Pass	53.47	

Test Band	NR Test Bandwidth	Test Channel	Test Mode	NR UL RB No.	NR UL RB Pos.	Measured 99% Occupied Bandwidth (MHz)	Measured - 26 dB Occupied Bandwidth (MHz)	Verdict	Refer to Plot ^{Not e2}
			QPSK	243	0	86.65	90.36	Pass	53.48
	100 MHz	MCH	PI2 BPSK	270	0	96.36	100.01	Pass	53.49
			QPSK	270	0	96.35	99.89	Pass	53.50

Test Band	NR Test Bandwidth	Test Channel	Test Mode	NR UL RB No.	NR UL RB Pos.	Measured 99% Occupied Bandwidth (MHz)	Verdict
n41 UL MIMO	20 MHz	LCH	ANT1	51	0	18.19	Pass
			ANT2	51	0	18.19	Pass
		MCH	ANT1	51	0	18.2	Pass
			ANT2	51	0	18.19	Pass
		HCH	ANT1	51	0	18.2	Pass
			ANT2	51	0	18.2	Pass
	30 MHz	LCH	ANT1	78	0	27.82	Pass
			ANT2	78	0	27.8	Pass
		MCH	ANT1	78	0	27.82	Pass
			ANT2	78	0	27.82	Pass
		HCH	ANT1	78	0	27.82	Pass
			ANT2	78	0	27.83	Pass
	40 MHz	LCH	ANT1	106	0	37.81	Pass
			ANT2	106	0	37.76	Pass
		MCH	ANT1	106	0	37.81	Pass
			ANT2	106	0	37.81	Pass
		HCH	ANT1	106	0	37.81	Pass
			ANT2	106	0	37.82	Pass
	50 MHz	LCH	ANT1	133	0	47.45	Pass
			ANT2	133	0	47.39	Pass
		MCH	ANT1	133	0	47.45	Pass
			ANT2	133	0	47.44	Pass
		HCH	ANT1	133	0	47.45	Pass
			ANT2	133	0	47.47	Pass
	60 MHz	LCH	ANT1	162	0	57.77	Pass
			ANT2	162	0	57.7	Pass
		MCH	ANT1	162	0	57.79	Pass
			ANT2	162	0	57.76	Pass
		HCH	ANT1	162	0	57.77	Pass
			ANT2	162	0	57.77	Pass
	70 MHz	LCH	ANT1	189	0	67.4	Pass
			ANT2	189	0	67.3	Pass
		MCH	ANT1	189	0	67.4	Pass
			ANT2	189	0	67.39	Pass
		HCH	ANT1	189	0	67.42	Pass
			ANT2	189	0	67.4	Pass
80 MHz	LCH	ANT1	217	0	77.39	Pass	

		MCH	ANT2	217	0	77.29	Pass	
			ANT1	217	0	77.39	Pass	
		HCH	ANT2	217	0	77.39	Pass	
			ANT1	217	0	77.39	Pass	
		90 MHz	LCH	ANT1	245	0	87.37	Pass
				ANT2	245	0	87.26	Pass
	MCH		ANT1	245	0	87.38	Pass	
			ANT2	245	0	87.4	Pass	
	HCH		ANT1	245	0	87.35	Pass	
			ANT2	245	0	87.35	Pass	
	100 MHz	LCH	ANT1	273	0	97.43	Pass	
			ANT2	273	0	97.21	Pass	
		MCH	ANT1	273	0	97.4	Pass	
			ANT2	273	0	97.39	Pass	
		HCH	ANT1	273	0	97.39	Pass	
			ANT2	273	0	97.33	Pass	
	n48 UL MIMO	20 MHz	LCH	ANT1	51	0	18.2	Pass
				ANT2	51	0	18.19	Pass
MCH			ANT1	51	0	18.2	Pass	
			ANT2	51	0	18.19	Pass	
HCH			ANT1	51	0	18.19	Pass	
			ANT2	51	0	18.19	Pass	
40 MHz		LCH	ANT1	106	0	37.81	Pass	
			ANT2	106	0	37.79	Pass	
		MCH	ANT1	106	0	37.81	Pass	
			ANT2	106	0	37.79	Pass	
		HCH	ANT1	106	0	37.81	Pass	
			ANT2	106	0	37.78	Pass	
n77 UL MIMO (3450-3550 MHz)		20 MHz	LCH	ANT1	51	0	18.19	Pass
				ANT2	51	0	18.19	Pass
			MCH	ANT1	51	0	18.19	Pass
				ANT2	51	0	18.19	Pass
			HCH	ANT1	51	0	18.19	Pass
				ANT2	51	0	18.19	Pass
	30 MHz	LCH	ANT1	78	0	27.82	Pass	
			ANT2	78	0	27.82	Pass	
		MCH	ANT1	78	0	27.82	Pass	
			ANT2	78	0	27.82	Pass	
		HCH	ANT1	78	0	27.82	Pass	
			ANT2	78	0	27.82	Pass	
	40 MHz	LCH	ANT1	106	0	37.79	Pass	
			ANT2	106	0	37.79	Pass	