

RF MEASUREMENT REPORT

FCC ID: 2AJYU-8XN0004
Application: SIMCom Wireless Solutions Limited
Product: SIMCom Module
Model No.: SIM8380G-M2
Brand Name: SIMCom
FCC Rule Part(s): Part 96.47
Result: Complies
Received Date: 2023-03-02
Test Date: 2023-04-11 ~ 2022-04-14

Reviewed By:

Sunny Sun

Approved By:

Robin Wu



The test results relate only to the samples tested.

This equipment has been shown to be capable of compliance with the applicable technical standards as indicated in the measurement report and was tested in accordance with the measurement procedures specified in KDB 940660 D01. Test results reported herein relate only to the item(s) tested.

The test report shall not be reproduced except in full without the written approval of MRT Technology (Suzhou) Co., Ltd.

Revision History

Report No.	Version	Description	Issue Date	Note
2303RSU007-U1	V01	Initial Report	2023-05-19	Valid

CONTENTS

Description	Page
1. General Information.....	4
1.1. Applicant	4
1.2. Manufacturer	4
1.3. Testing Facility	4
1.4. Product Information.....	5
1.5. Test Methodology	5
2. Test Configuration	6
2.1. Test System Connection Diagram.....	6
2.2. Test Environment Condition	6
3. Measuring Instrument	7
4. Decision Rules and Measurement Uncertainty.....	8
4.1. Decision Rules	8
4.2. Measurement Uncertainty.....	8
5. Test Result.....	9
5.1. Summary.....	9
5.2. End User Device Additional Requirement (CBSD Protocol) Measurement.....	10
5.2.1. Test Limit	10
5.2.2. Test Procedure.....	10
5.2.3. Test Setting	10
5.2.4. Test Result	11
Appendix A - Test Setup Photograph.....	13

1.4. Product Information

Product Name	SIMCom Module
Model No.	SIM8380G-M2
IMEI	863137060001373
Supply Voltage	3.135 ~ 4.4VDC, Nominal 3.8VDC
E-UTRA Band	Band 48
TDD Tx Frequency Range	LTE Band 48: 3550 ~ 3700 MHz
TDD Rx Frequency Range	LTE Band 48: 3550 ~ 3700 MHz
Modulation Type	DL up to 256QAM, UL up to 64QAM
Notes: 1. The information of EUT was provided by the manufacturer, and the accuracy of the information shall be the responsibility of the manufacturer. 2. Device category: End User Device.	

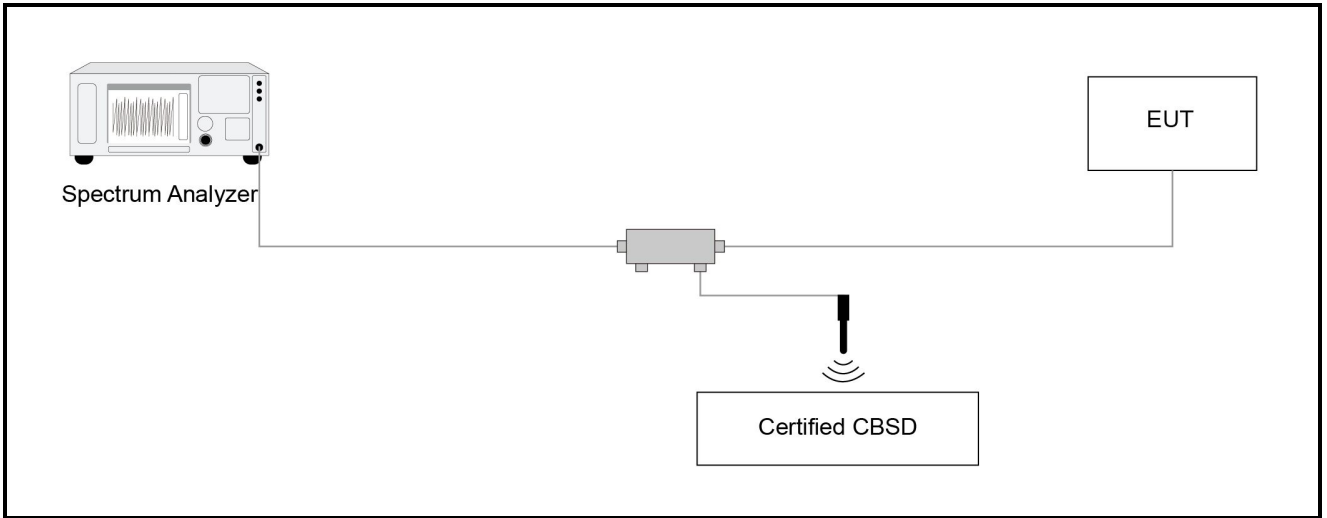
1.5. Test Methodology

According to the specifications of the manufacturer, the EUT must comply with the requirements of the following standards:

- FCC 47 CFR Part 96.47
- FCC KDB 940660 D01 Part 96 CBRS Eqpt v03
- WINNF-TS-0122 V1.0.2: Test and Certification for Citizens Broadband Radio Service (CBRS); Conformance and Performance Test Technical Specification; CBS/D/DP as Unit Under Test (UUT)

2. Test Configuration

2.1. Test System Connection Diagram



2.2. Test Environment Condition

Ambient Temperature	15 ~ 35°C
Relative Humidity	20 ~ 75%RH

3. Measuring Instrument

RF measurement equipment

Instrument Name	Manufacturer	Model No.	Asset No.	Cali. Interval	Cal. Due Date	Test Site
Thermohygrometer	testo	608-H1	MRTSUE06362	1 year	2024-02-14	WZ-SR6
Shielding Room	HUAMING	WZ-SR6	MRTSUE06443	N/A	N/A	WZ-SR6
Signal Analyzer	Keysight	N9020B	MRTSUE06583	1 year	2023-10-08	WZ-SR6
Attenuator	MVE	MVE2213	MRTSUE11077	1 year	2023-06-09	WZ
Directional Coupler	MVE	MVE4816-10	MRTSUE11118	1 year	2023-08-24	WZ

Certified CBSD Information

Instrument	Manufacturer	Type No.	FCC ID
B48 Base Station	SERCOMM	SCE4255w	P27-SCE4255W

4. Decision Rules and Measurement Uncertainty

4.1. Decision Rules

The Decision Rule is based on Simple Acceptance in accordance with ISO Guide 98-4: 2012 Clause 8.2. (Measurement uncertainty is not taken into account when stating conformity with a specified requirement.)

4.2. Measurement Uncertainty

Where relevant, the following test uncertainty levels have been estimated for tests performed on the EUT as specified in CISPR 16-4-2. This uncertainty represents an expanded uncertainty expressed at approximately the 95% confidence level using a coverage factor of $k = 2$.

Conducted Test
Measuring Uncertainty for a Level of Confidence of 95% ($U=2U_c(y)$): 0.78dB

5. Test Result

5.1. Summary

FCC Part Section(s)	Test Description	Test Condition	Test Result
96.47	End User Device Additional Requirements (CBSD Protocol)	Conducted	Pass

Note: The analyzer plots shown in this section were all taken with a correction table loaded into the analyzer. The correction table was used to account for the losses of the cables and attenuators used as part of the system to connect the EUT to the analyzer at all frequencies of interest.

5.2. End User Device Additional Requirement (CBSD Protocol) Measurement

5.2.1. Test Limit

End User Devices may operate only if they can positively receive and decode an authorization signal transmitted by aCBSD, including the frequencies and power limits for their operation.

An End User Device must discontinue operations, change frequencies, or change its operational power level within 10 seconds of receiving instructions from its associated CBSD

5.2.2. Test Procedure

KDB 940660 D01 v03, WINNF-TS-0122 V1.0.2

5.2.3. Test Setting

The EUT was connected via an RF cable to a certified CBSD (Sercomm Corp. FCC ID: P27-SCE4255W) and spectrum analyzer. The following procedure is performed by applying WINNF-TS-0122 CBRS CBSD Test Specification.

Step 1:

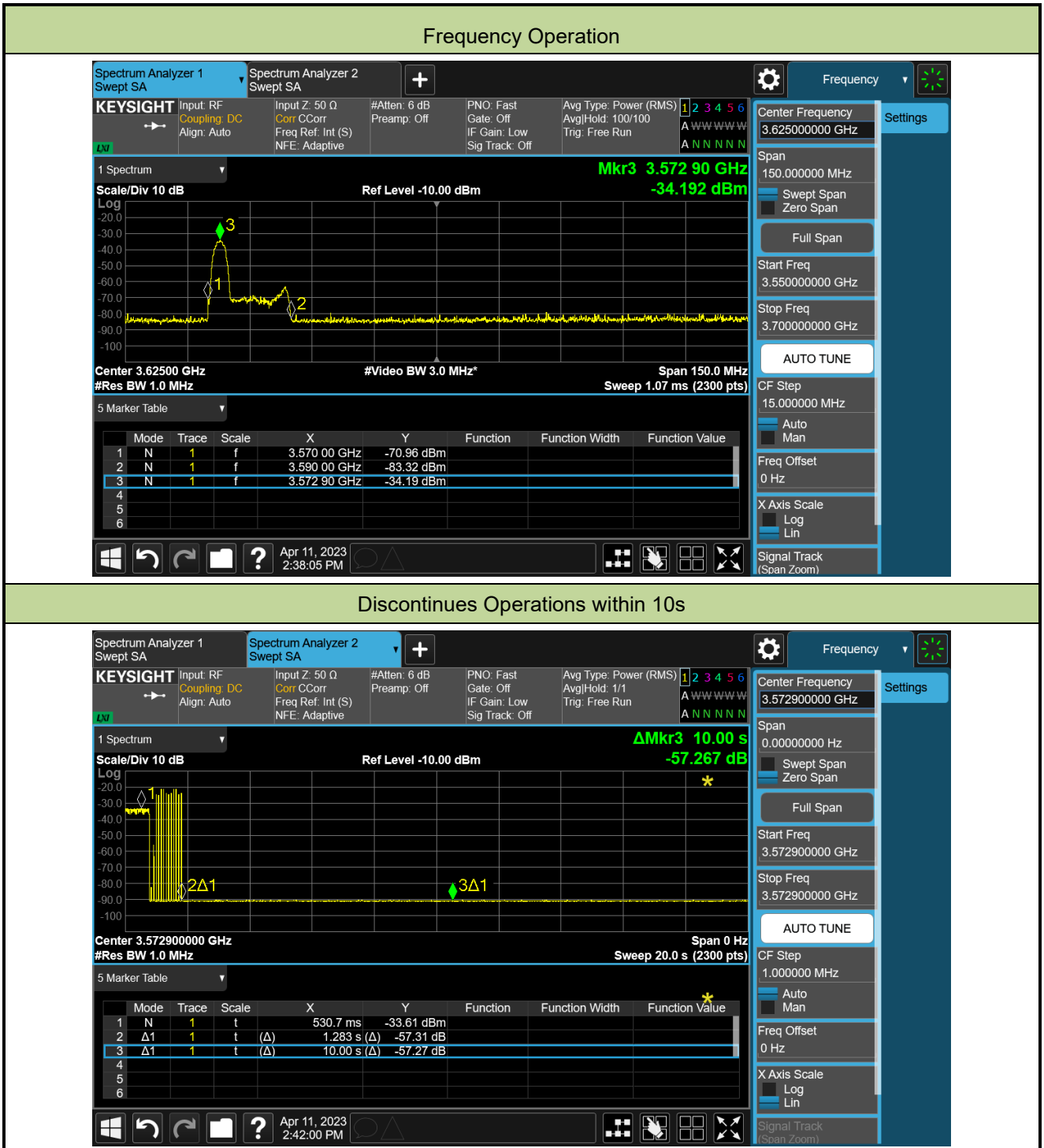
- a. Setup WINNF.PT.C.HBT.1 with 3570 ~ 3590MHz and power level at 6 dBm/MHz.
- b. Enable Smallcell service from EPC Manage Tool.
- c. Check EUT Tx frequency and power.
- d. Disable Smallcell service from EPC Manage Tool and check EUT stop transmission within 10s.

Step 2:

- a. Setup WINNF.PT.C.HBT.1 with 3670 ~ 3690MHz and power level at 11 dBm/MHz.
- b. Enable Smallcell service from EPC Manage Tool.
- c. Check EUT Tx frequency and power.
- d. Disable Smallcell service from EPC Manage Tool and check EUT stop transmission within 10s.

5.2.4. Test Result

Test Site	WZ-SR6	Test Engineer	Larry Yan
Test Date	2023-04-11 ~ 2023-04-14	Test Band	CBSD transmit at 3580MHz (20MHz BW), 6 dBm/MHz



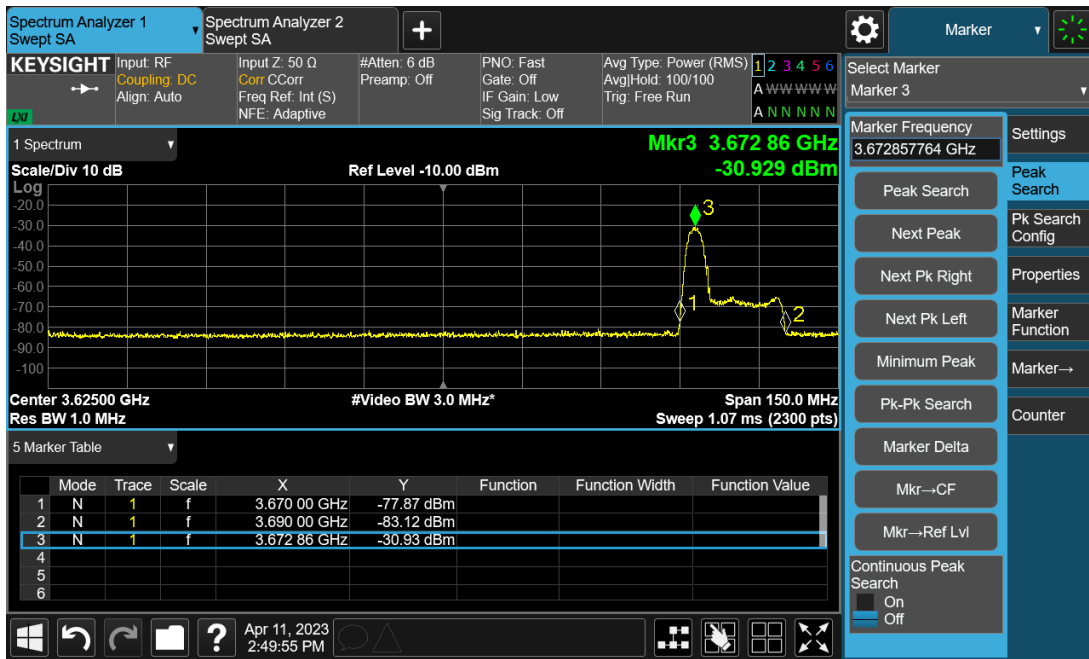
Marker 1: CBSD sends instructions to discontinue LTE operations.

Marker 2: EUT discontinues operation in 10 seconds.

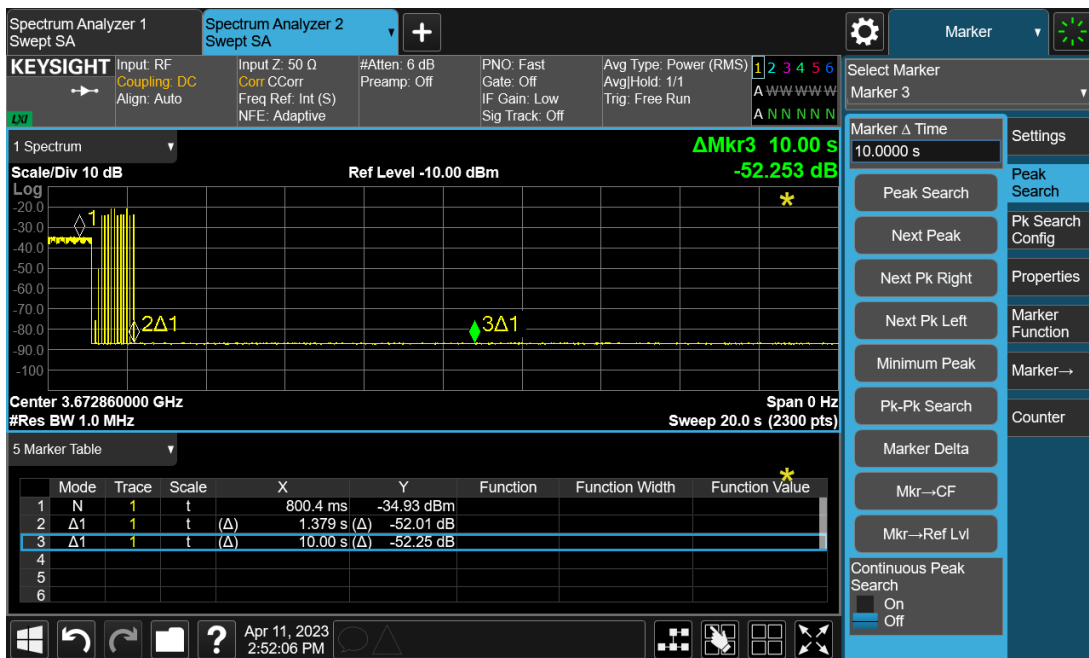
Marker 3: 10 seconds elapsed time from CBSD sending instructions to EUT.

Test Site	WZ-SR6	Test Engineer	Larry Yan
Test Date	2023-04-11 ~ 2023-04-14	Test Band	CBSD transmit at 3680MHz (20MHz BW), 11 dBm/MHz

Frequency Operation



Discontinues Operations within 10s



- Marker 1: CBSd sends instructions to discontinue LTE operations.
- Marker 2: EUT discontinues operation in 10 seconds.
- Marker 3: 10 seconds elapsed time from CBSd sending instructions to EUT.

Appendix A - Test Setup Photograph

Refer to "2303RSU007-UT" file.