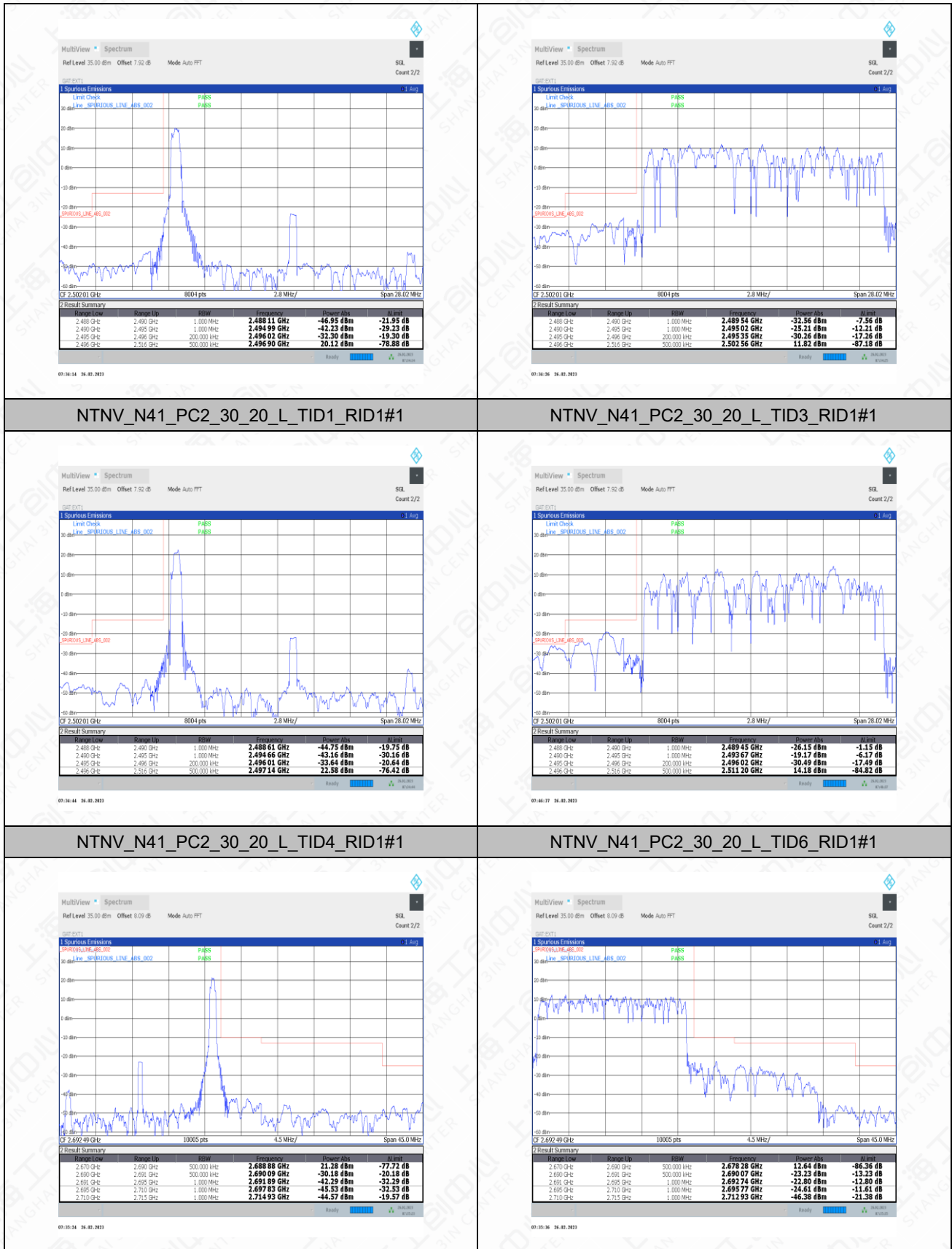
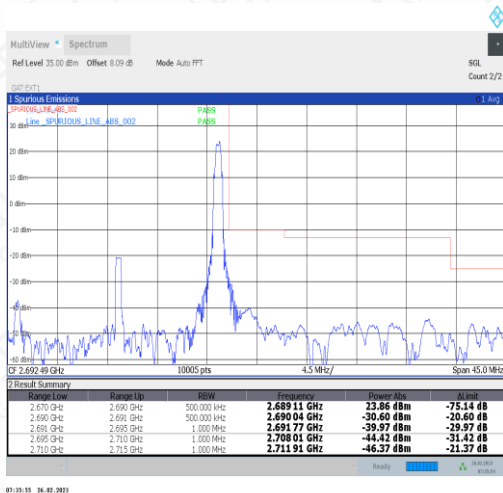


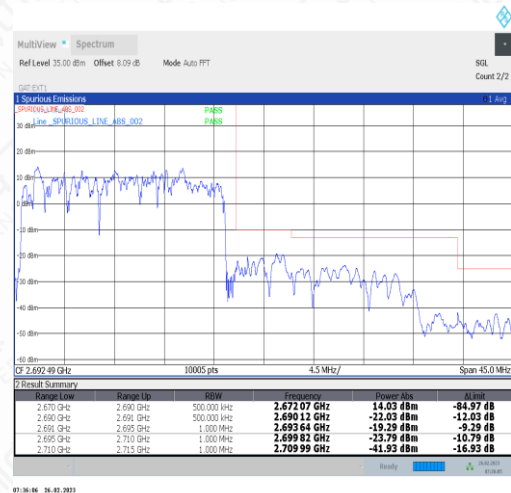
Test Graphs



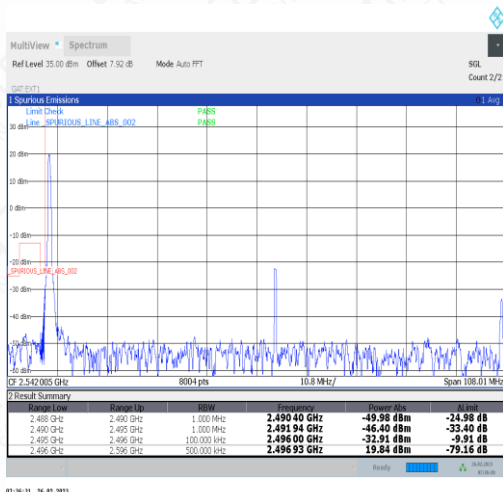
NTVN_N41_PC2_30_20_H_TID2_RID1#1



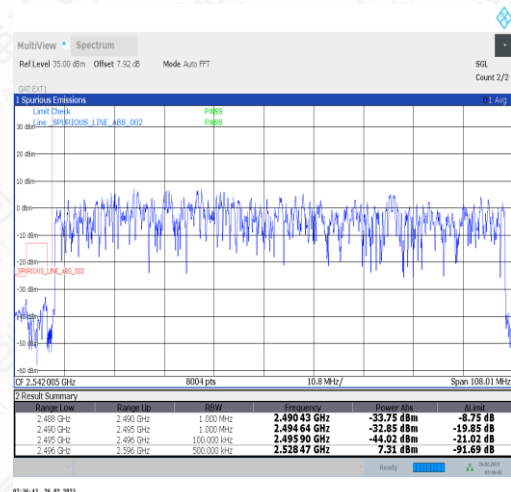
NTVN_N41_PC2_30_20_H_TID3_RID1#1



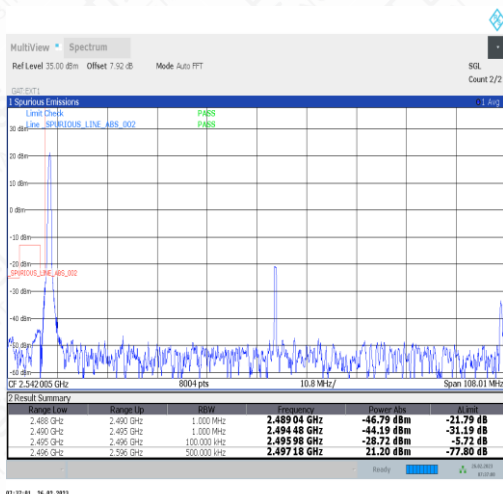
NTVN_N41_PC2_30_20_H_TID5_RID1#1



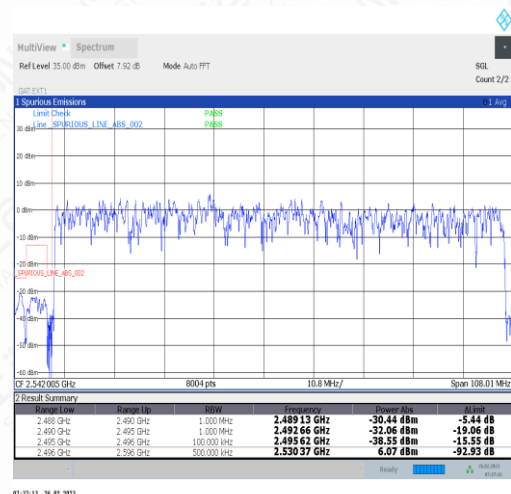
NTVN_N41_PC2_30_20_H_TID6_RID1#1



NTVN_N41_PC2_30_100_L_TID1_RID1#1

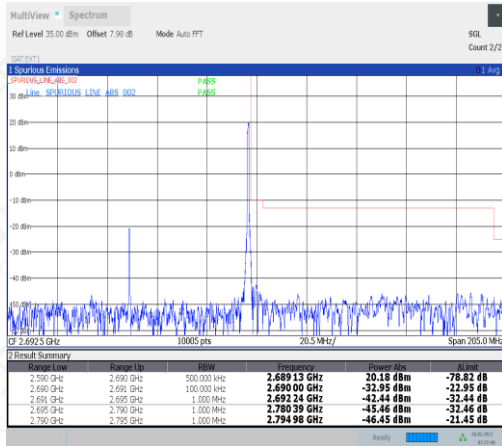


NTVN_N41_PC2_30_100_L_TID3_RID1#1

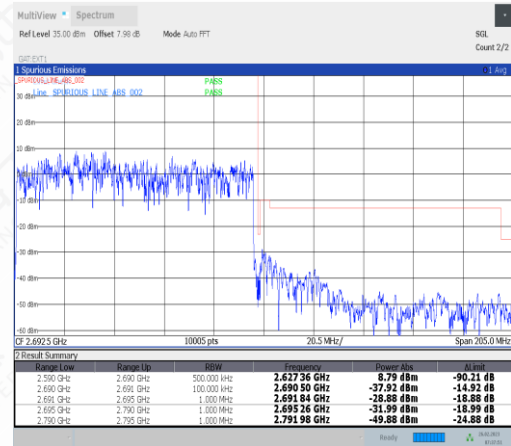


NTVN_N41_PC2_30_100_L_TID4_RID1#1

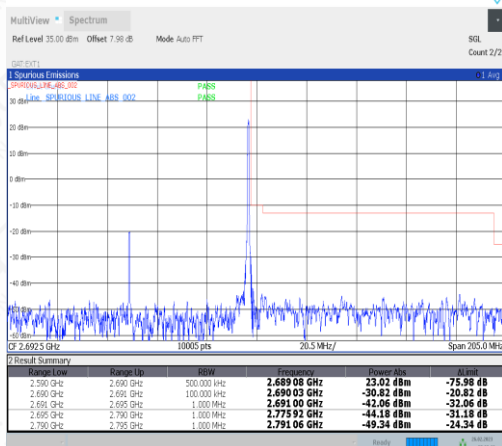
NTVN_N41_PC2_30_100_L_TID6_RID1#1



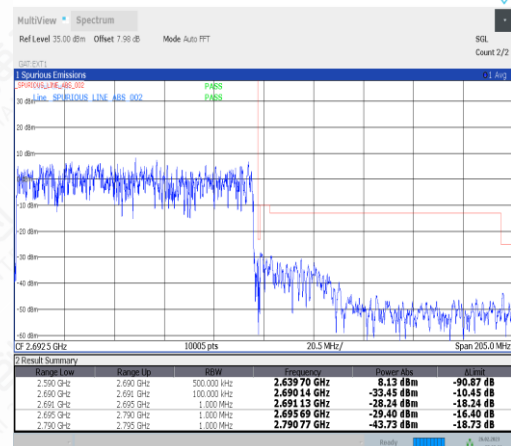
NTN_V_N41_PC2_30_100_H_TID2_RID1#1



NTN_V_N41_PC2_30_100_H_TID3_RID1#1



NTN_V_N41_PC2_30_100_H_TID5_RID1#1



NTN_V_N41_PC2_30_100_H_TID6_RID1#1

N41 MIMO Test Result

According to ANSI C63.26-2015, using the c) method in section 6.4.4.1, we separately tested both antennas in the MIMO state and added a value of $10 \cdot \log(N_{out})$ to the cable loss.

MIMO Ant1:

Band	SCS	Bandwidth	Modulation	Channel	RB Config	Result	Verdict
N41	30kHz	10	CP-QPSK	L	Edge_1RB_Left	see graph	PASS
N41	30kHz	10	CP-QPSK	L	Outer_Full	see graph	PASS
N41	30kHz	10	CP-16QAM	L	Edge_1RB_Left	see graph	PASS
N41	30kHz	10	CP-16QAM	L	Outer_Full	see graph	PASS
N41	30kHz	10	CP-64QAM	L	Edge_1RB_Left	see graph	PASS
N41	30kHz	10	CP-64QAM	L	Outer_Full	see graph	PASS
N41	30kHz	10	CP-256QAM	L	Edge_1RB_Left	see graph	PASS
N41	30kHz	10	CP-256QAM	L	Outer_Full	see graph	PASS
N41	30kHz	10	CP-QPSK	H	Edge_1RB_Right	see graph	PASS
N41	30kHz	10	CP-QPSK	H	Outer_Full	see graph	PASS
N41	30kHz	10	CP-16QAM	H	Edge_1RB_Right	see graph	PASS
N41	30kHz	10	CP-16QAM	H	Outer_Full	see graph	PASS
N41	30kHz	10	CP-64QAM	H	Edge_1RB_Right	see graph	PASS
N41	30kHz	10	CP-64QAM	H	Outer_Full	see graph	PASS
N41	30kHz	10	CP-256QAM	H	Edge_1RB_Right	see graph	PASS
N41	30kHz	10	CP-256QAM	H	Outer_Full	see graph	PASS
N41	30kHz	100	CP-QPSK	L	Edge_1RB_Left	see graph	PASS
N41	30kHz	100	CP-QPSK	L	Outer_Full	see graph	PASS
N41	30kHz	100	CP-16QAM	L	Edge_1RB_Left	see graph	PASS
N41	30kHz	100	CP-16QAM	L	Outer_Full	see graph	PASS
N41	30kHz	100	CP-64QAM	L	Edge_1RB_Left	see graph	PASS
N41	30kHz	100	CP-64QAM	L	Outer_Full	see graph	PASS
N41	30kHz	100	CP-256QAM	L	Edge_1RB_Left	see graph	PASS
N41	30kHz	100	CP-256QAM	L	Outer_Full	see graph	PASS
N41	30kHz	100	CP-QPSK	H	Edge_1RB_Right	see graph	PASS
N41	30kHz	100	CP-QPSK	H	Outer_Full	see graph	PASS
N41	30kHz	100	CP-16QAM	H	Edge_1RB_Right	see graph	PASS
N41	30kHz	100	CP-16QAM	H	Outer_Full	see graph	PASS
N41	30kHz	100	CP-64QAM	H	Edge_1RB_Right	see graph	PASS
N41	30kHz	100	CP-64QAM	H	Outer_Full	see graph	PASS
N41	30kHz	100	CP-256QAM	H	Edge_1RB_Right	see graph	PASS

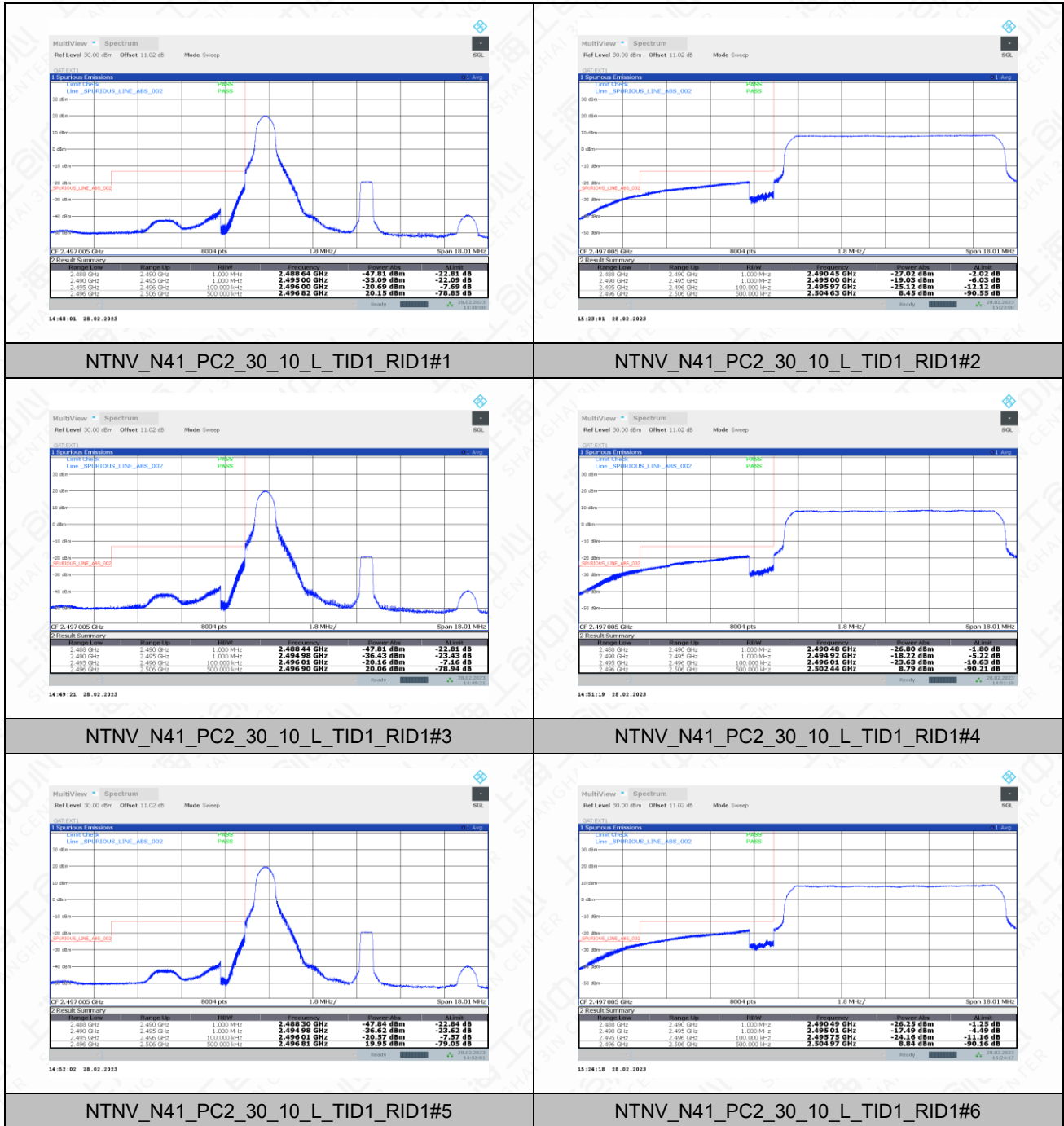
N41	30kHz	100	CP-256QAM	H	Outer_Full	see graph	PASS
-----	-------	-----	-----------	---	------------	-----------	------

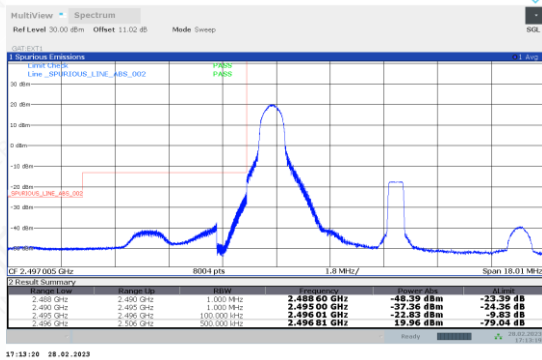
MIMO Ant2:

Band	SCS	Bandwidth	Modulation	Channel	RB Config	Result	Verdict
N41	30kHz	10	CP-QPSK	L	Edge_1RB_Left	see graph	PASS
N41	30kHz	10	CP-QPSK	L	Outer_Full	see graph	PASS
N41	30kHz	10	CP-16QAM	L	Edge_1RB_Left	see graph	PASS
N41	30kHz	10	CP-16QAM	L	Outer_Full	see graph	PASS
N41	30kHz	10	CP-64QAM	L	Edge_1RB_Left	see graph	PASS
N41	30kHz	10	CP-64QAM	L	Outer_Full	see graph	PASS
N41	30kHz	10	CP-256QAM	L	Edge_1RB_Left	see graph	PASS
N41	30kHz	10	CP-256QAM	L	Outer_Full	see graph	PASS
N41	30kHz	10	CP-QPSK	H	Edge_1RB_Right	see graph	PASS
N41	30kHz	10	CP-QPSK	H	Outer_Full	see graph	PASS
N41	30kHz	10	CP-16QAM	H	Edge_1RB_Right	see graph	PASS
N41	30kHz	10	CP-16QAM	H	Outer_Full	see graph	PASS
N41	30kHz	10	CP-64QAM	H	Edge_1RB_Right	see graph	PASS
N41	30kHz	10	CP-64QAM	H	Outer_Full	see graph	PASS
N41	30kHz	10	CP-256QAM	H	Edge_1RB_Right	see graph	PASS
N41	30kHz	10	CP-256QAM	H	Outer_Full	see graph	PASS
N41	30kHz	100	CP-QPSK	L	Edge_1RB_Left	see graph	PASS
N41	30kHz	100	CP-QPSK	L	Outer_Full	see graph	PASS
N41	30kHz	100	CP-16QAM	L	Edge_1RB_Left	see graph	PASS
N41	30kHz	100	CP-16QAM	L	Outer_Full	see graph	PASS
N41	30kHz	100	CP-64QAM	L	Edge_1RB_Left	see graph	PASS
N41	30kHz	100	CP-64QAM	L	Outer_Full	see graph	PASS
N41	30kHz	100	CP-256QAM	L	Edge_1RB_Left	see graph	PASS
N41	30kHz	100	CP-256QAM	L	Outer_Full	see graph	PASS
N41	30kHz	100	CP-QPSK	H	Edge_1RB_Right	see graph	PASS
N41	30kHz	100	CP-QPSK	H	Outer_Full	see graph	PASS
N41	30kHz	100	CP-16QAM	H	Edge_1RB_Right	see graph	PASS
N41	30kHz	100	CP-16QAM	H	Outer_Full	see graph	PASS
N41	30kHz	100	CP-64QAM	H	Edge_1RB_Right	see graph	PASS
N41	30kHz	100	CP-64QAM	H	Outer_Full	see graph	PASS
N41	30kHz	100	CP-256QAM	H	Edge_1RB_Right	see graph	PASS
N41	30kHz	100	CP-256QAM	H	Outer_Full	see graph	PASS

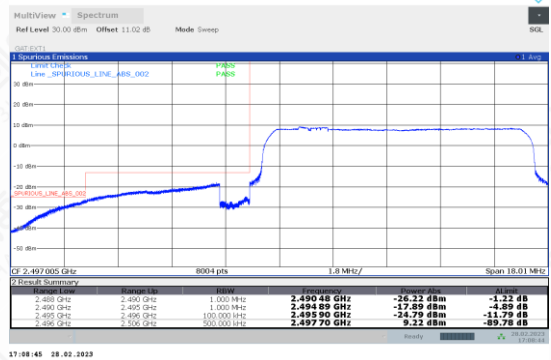
Test Graphs

MIMO Ant1:

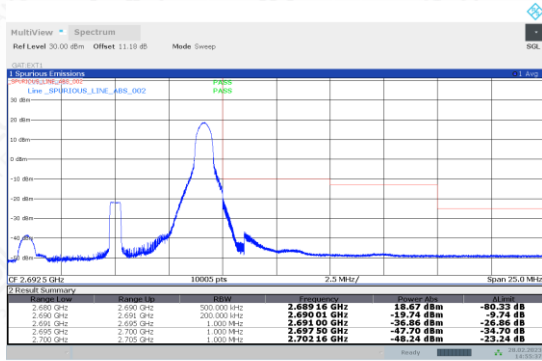




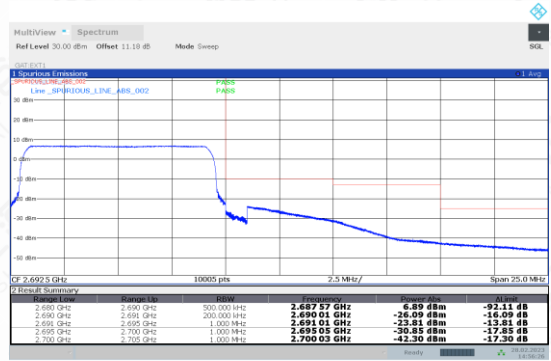
NTNV_N41_PC2_30_10_L_TID1_RID1#7



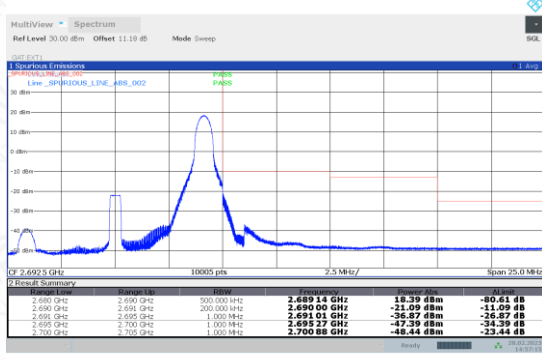
NTNV_N41_PC2_30_10_L_TID1_RID1#8



NTNV_N41_PC2_30_10_H_TID1_RID1#1



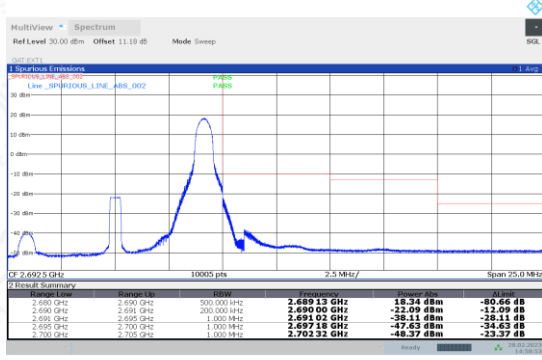
NTNV_N41_PC2_30_10_H_TID1_RID1#2



NTNV_N41_PC2_30_10_H_TID1_RID1#3



NTNV_N41_PC2_30_10_H_TID1_RID1#4

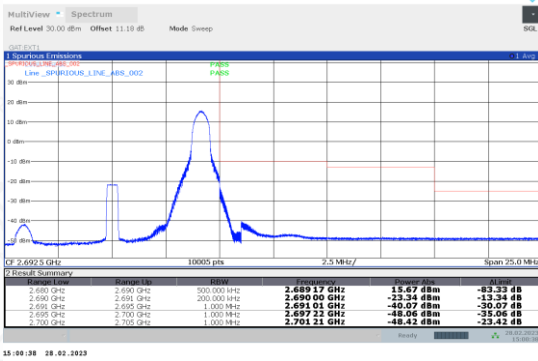


NTNV_N41_PC2_30_10_H_TID1_RID1#3



NTNV_N41_PC2_30_10_H_TID1_RID1#4

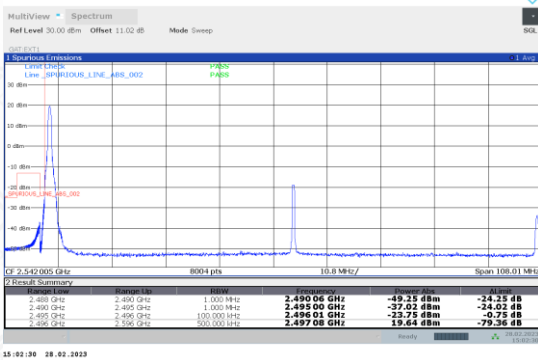
NTVN_N41_PC2_30_10_H_TID1_RID1#5



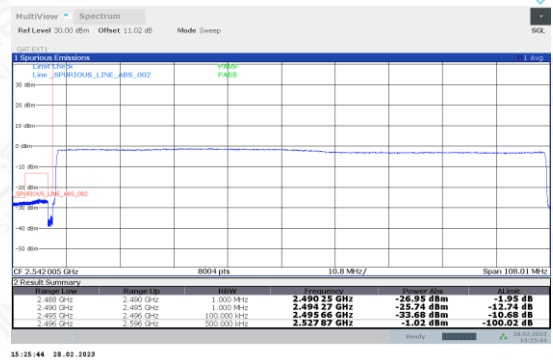
NTVN_N41_PC2_30_10_H_TID1_RID1#6



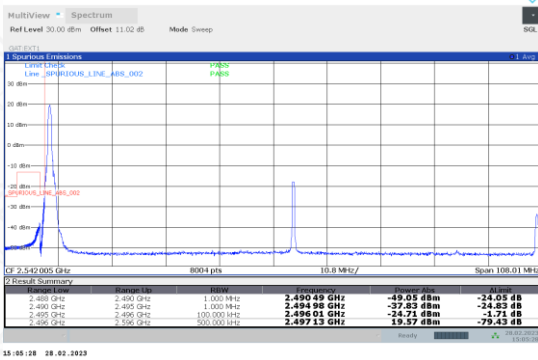
NTVN_N41_PC2_30_10_H_TID1_RID1#7



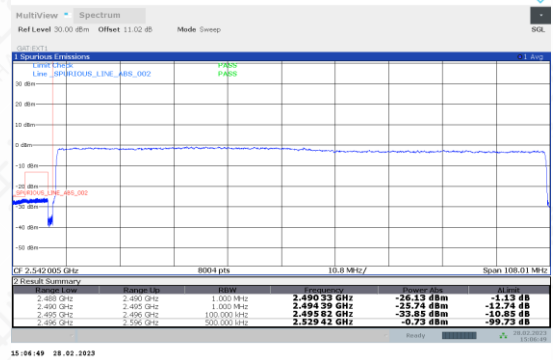
NTVN_N41_PC2_30_10_H_TID1_RID1#8



NTVN_N41_PC2_30_100_L_TID1_RID1#1

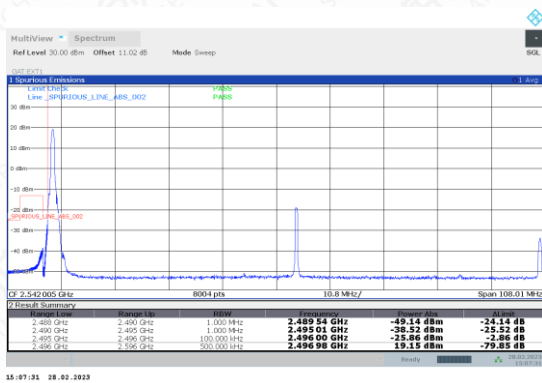


NTVN_N41_PC2_30_100_L_TID1_RID1#2

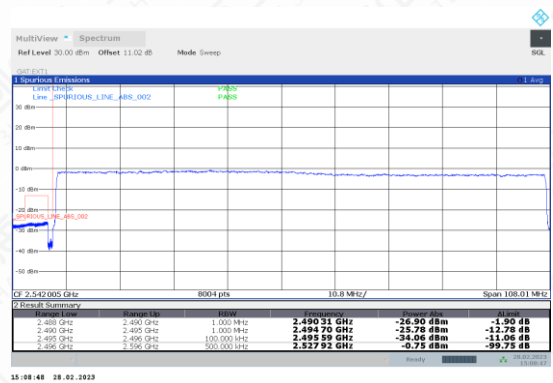


NTVN_N41_PC2_30_100_L_TID1_RID1#3

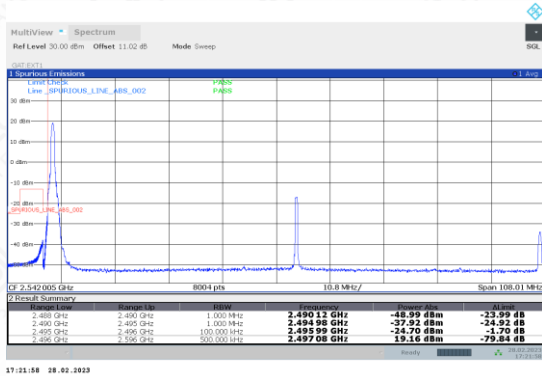
NTVN_N41_PC2_30_100_L_TID1_RID1#4



NTV_N41_PC2_30_100_L_TID1_RID1#5



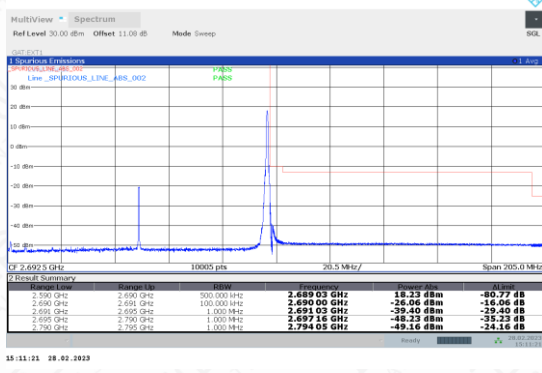
NTV_N41_PC2_30_100_L_TID1_RID1#6



NTV_N41_PC2_30_100_L_TID1_RID1#7



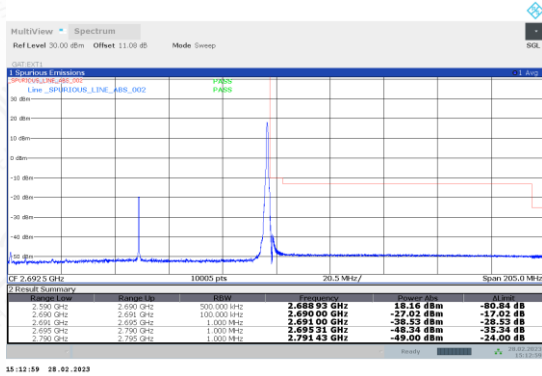
NTV_N41_PC2_30_100_L_TID1_RID1#8



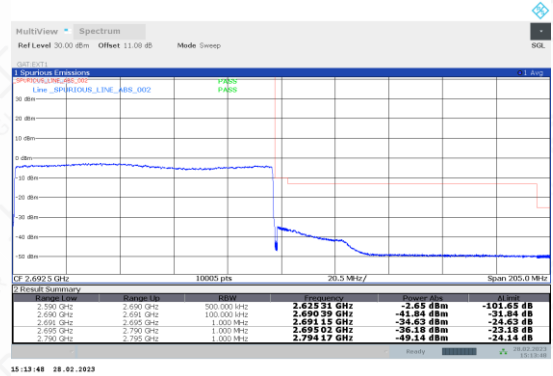
NTV_N41_PC2_30_100_H_TID1_RID1#1



NTV_N41_PC2_30_100_H_TID1_RID1#2

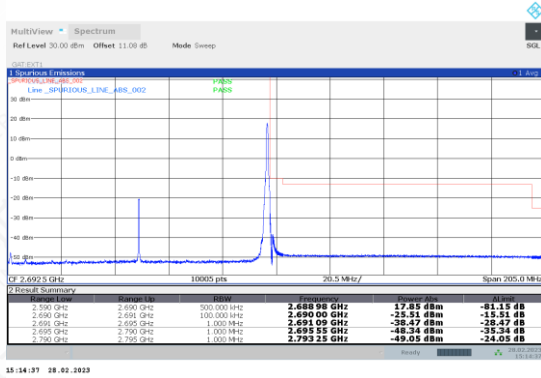


NTV_N41_PC2_30_100_H_TID1_RID1#1

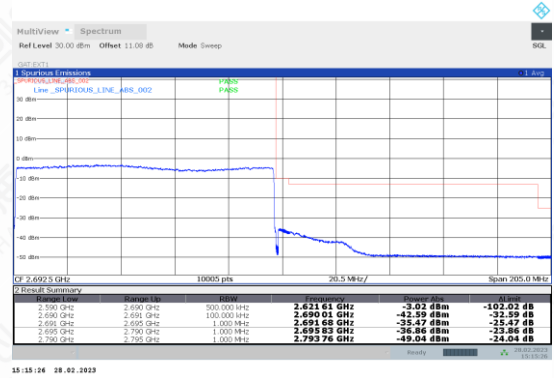


NTV_N41_PC2_30_100_H_TID1_RID1#2

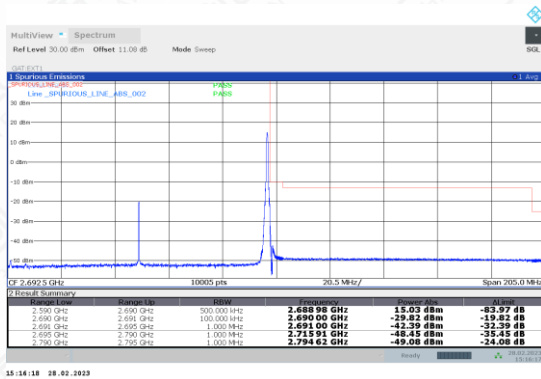
NTVN_N41_PC2_30_100_H_TID1_RID1#3



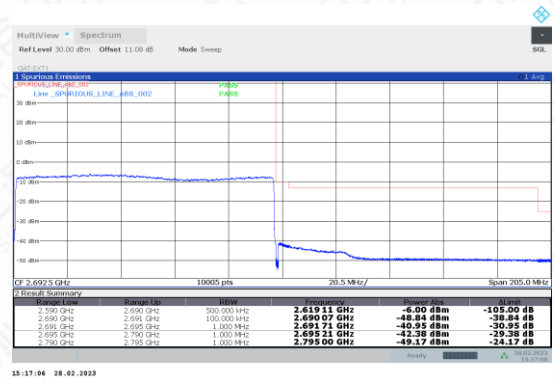
NTVN_N41_PC2_30_100_H_TID1_RID1#4



NTVN_N41_PC2_30_100_H_TID1_RID1#5



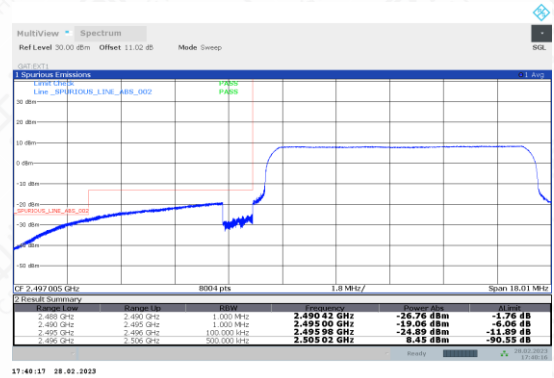
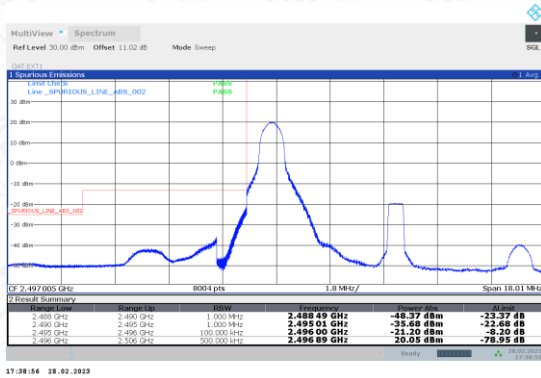
NTVN_N41_PC2_30_100_H_TID1_RID1#6



NTVN_N41_PC2_30_100_H_TID1_RID1#7

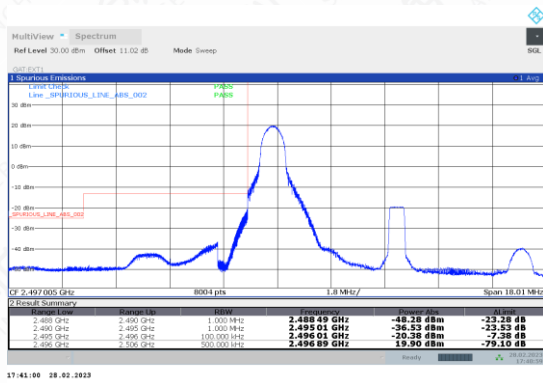
NTVN_N41_PC2_30_100_H_TID1_RID1#8

MIMO Ant2:



NTVN_N41_PC2_30_10_L_TID1_RID1#1

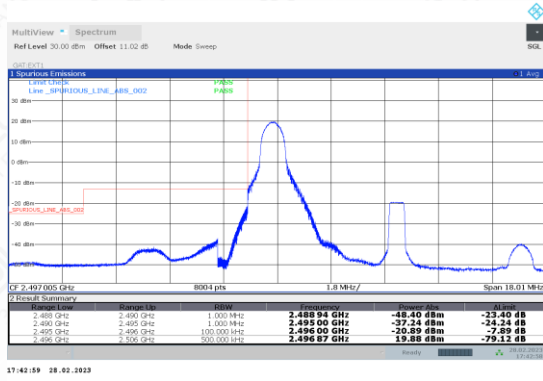
NTVN_N41_PC2_30_10_L_TID1_RID1#2



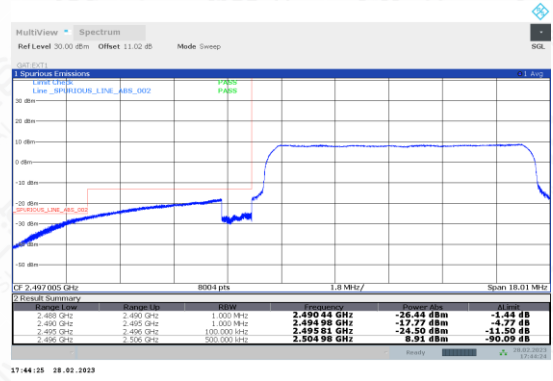
NTNV_N41_PC2_30_10_L_TID1_RID1#3



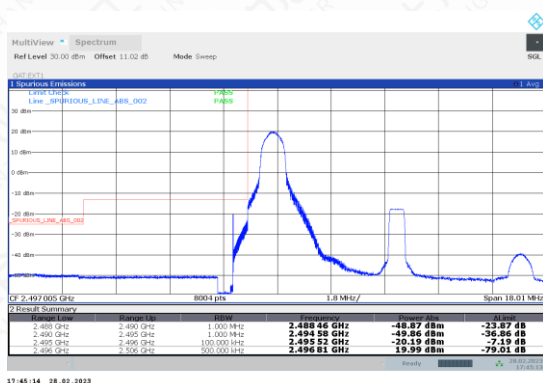
NTNV_N41_PC2_30_10_L_TID1_RID1#4



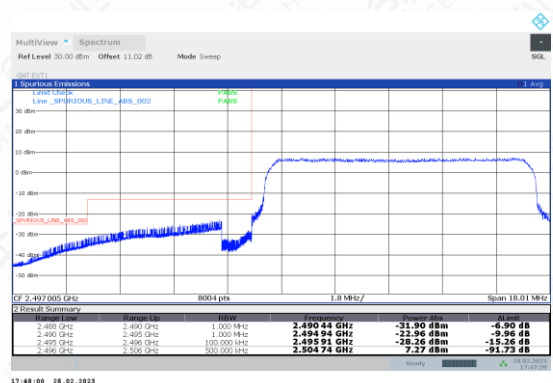
NTNV_N41_PC2_30_10_L_TID1_RID1#5



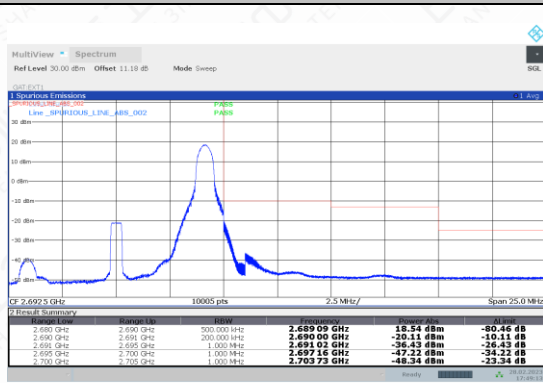
NTNV_N41_PC2_30_10_L_TID1_RID1#6



NTNV_N41_PC2_30_10_L_TID1_RID1#7



NTNV_N41_PC2_30_10_L_TID1_RID1#8

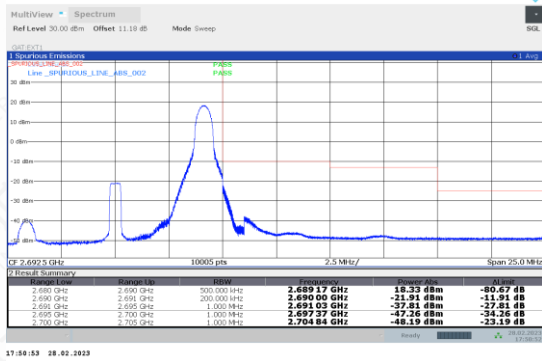


NTNV_N41_PC2_30_10_L_TID1_RID1#9

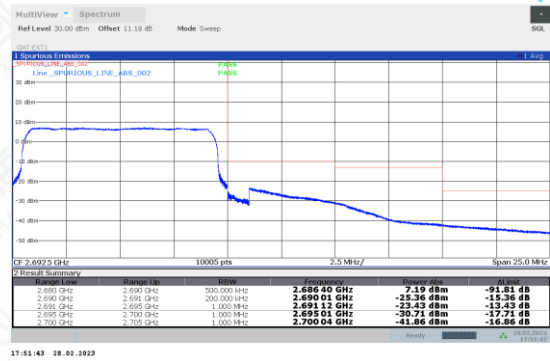


NTNV_N41_PC2_30_10_L_TID1_RID1#10

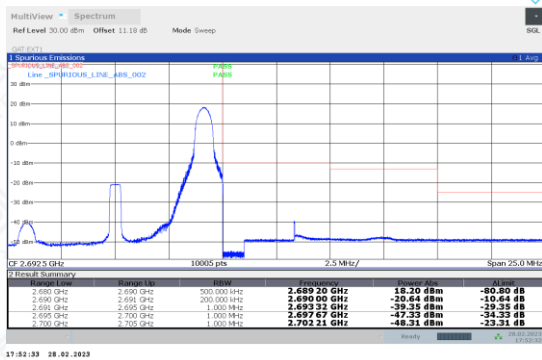
NTN_V_N41_PC2_30_10_H_TID1_RID1#1



NTN_V_N41_PC2_30_10_H_TID1_RID1#2



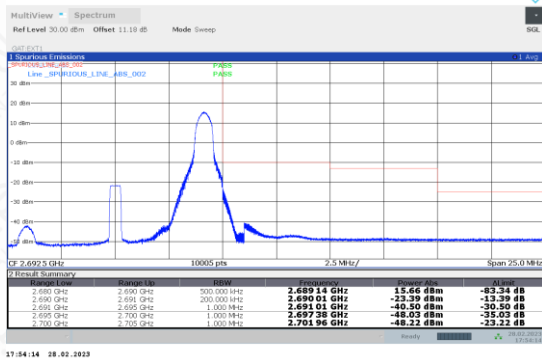
NTN_V_N41_PC2_30_10_H_TID1_RID1#3



NTN_V_N41_PC2_30_10_H_TID1_RID1#4



NTN_V_N41_PC2_30_10_H_TID1_RID1#5

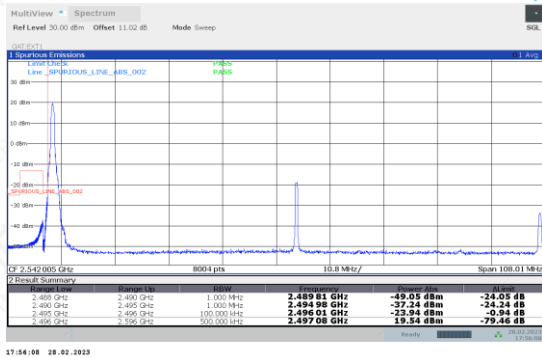


NTN_V_N41_PC2_30_10_H_TID1_RID1#6

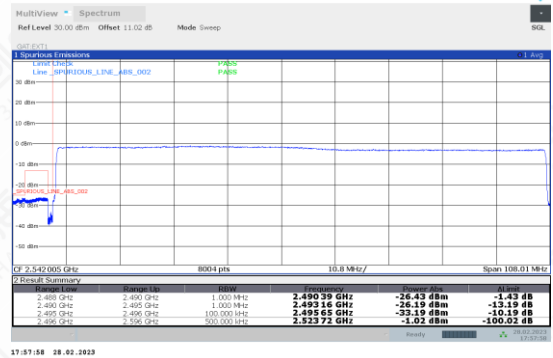


NTN_V_N41_PC2_30_10_H_TID1_RID1#7

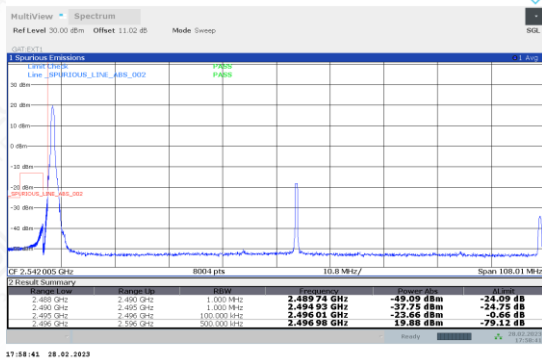
NTN_V_N41_PC2_30_10_H_TID1_RID1#8



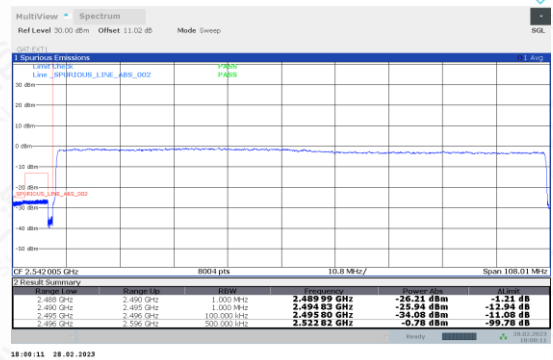
NTNV_N41_PC2_30_100_L_TID1_RID1#1



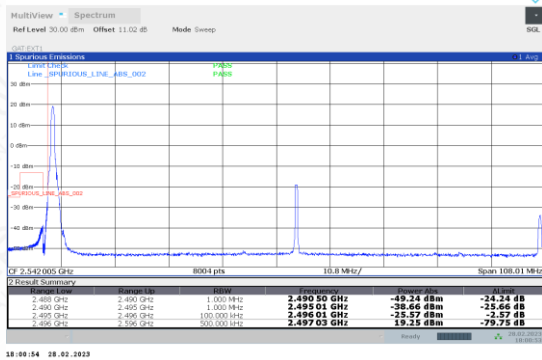
NTNV_N41_PC2_30_100_L_TID1_RID1#2



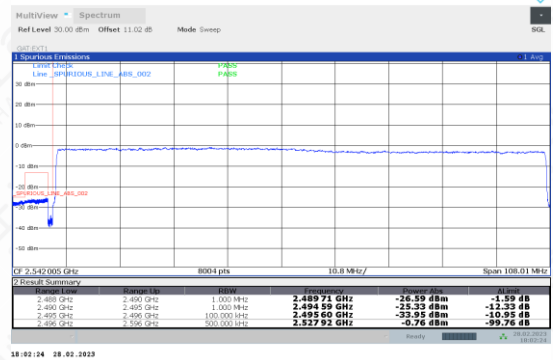
NTNV_N41_PC2_30_100_L_TID1_RID1#3



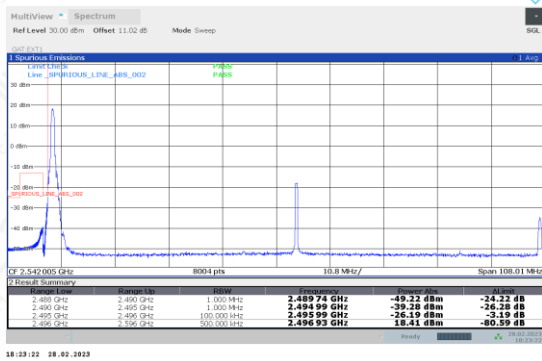
NTNV_N41_PC2_30_100_L_TID1_RID1#4



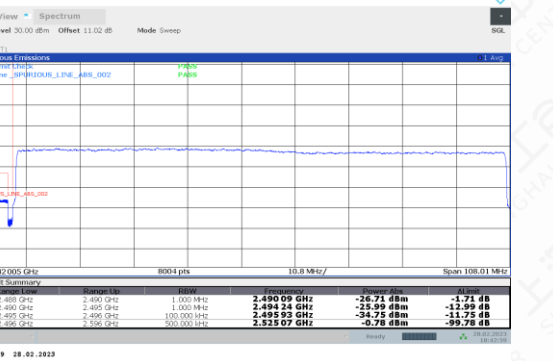
NTNV_N41_PC2_30_100_L_TID1_RID1#5



NTNV_N41_PC2_30_100_L_TID1_RID1#6

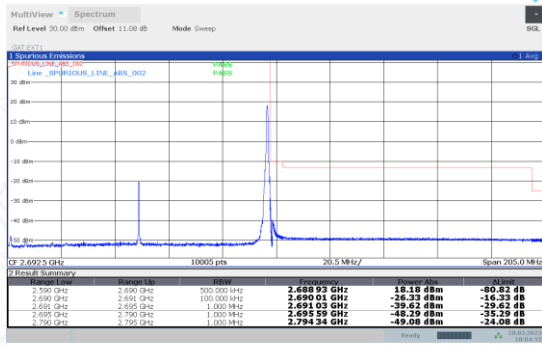


NTNV_N41_PC2_30_100_L_TID1_RID1#7



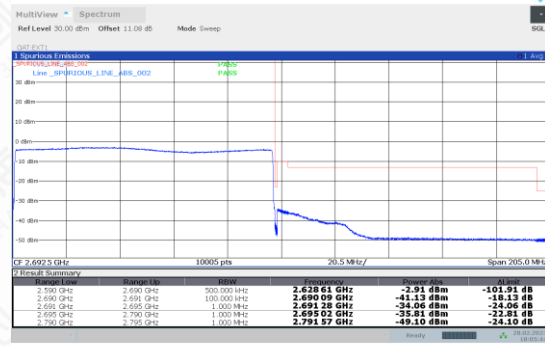
NTNV_N41_PC2_30_100_L_TID1_RID1#8

NTVN_N41_PC2_30_100_L_TID1_RID1#7



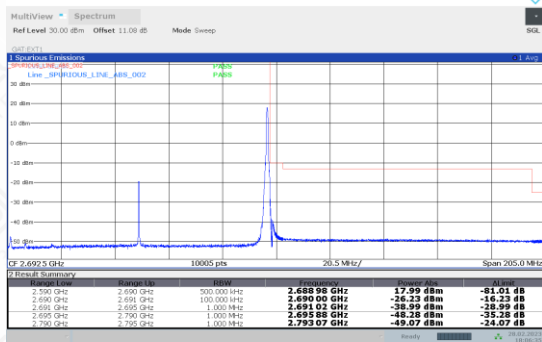
18:04:55 18.02.2023

NTVN_N41_PC2_30_100_L_TID1_RID1#8



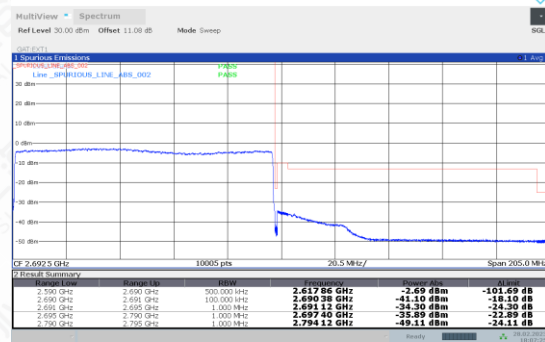
18:05:45 18.02.2023

NTVN_N41_PC2_30_100_H_TID1_RID1#1



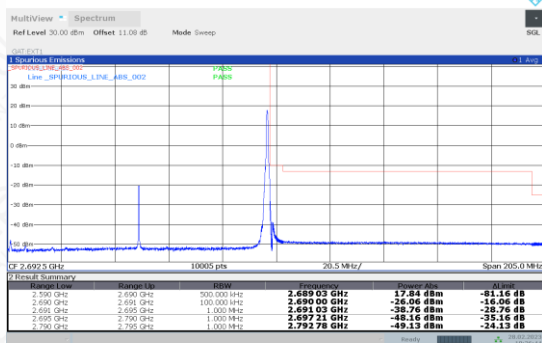
18:06:06 18.02.2023

NTVN_N41_PC2_30_100_H_TID1_RID1#2



18:07:15 18.02.2023

NTVN_N41_PC2_30_100_H_TID1_RID1#3



18:06:44 18.02.2023

NTVN_N41_PC2_30_100_H_TID1_RID1#4



18:07:14 18.02.2023

NTVN_N41_PC2_30_100_H_TID1_RID1#5

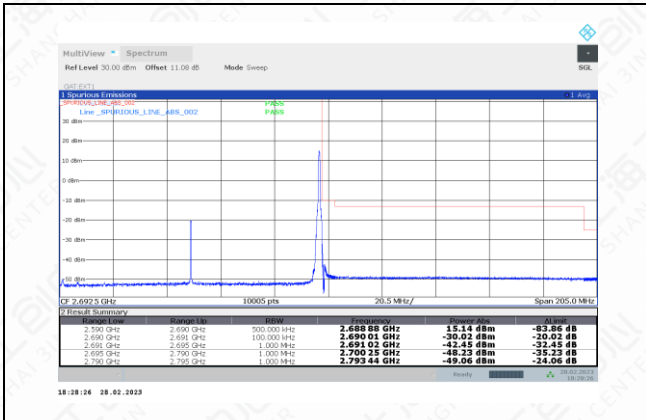


18:06:44 18.02.2023

NTVN_N41_PC2_30_100_H_TID1_RID1#6



18:07:14 18.02.2023



NTNV_N41_PC2_30_100_H_TID1_RID1#7

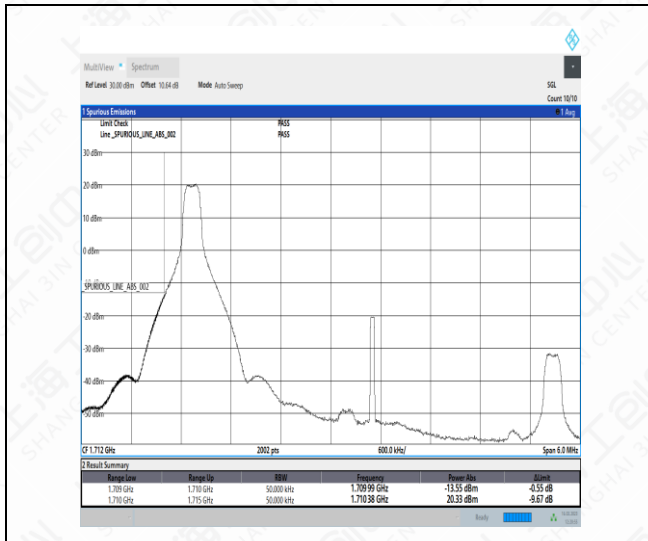


NTNV_N41_PC2_30_100_H_TID1_RID1#8

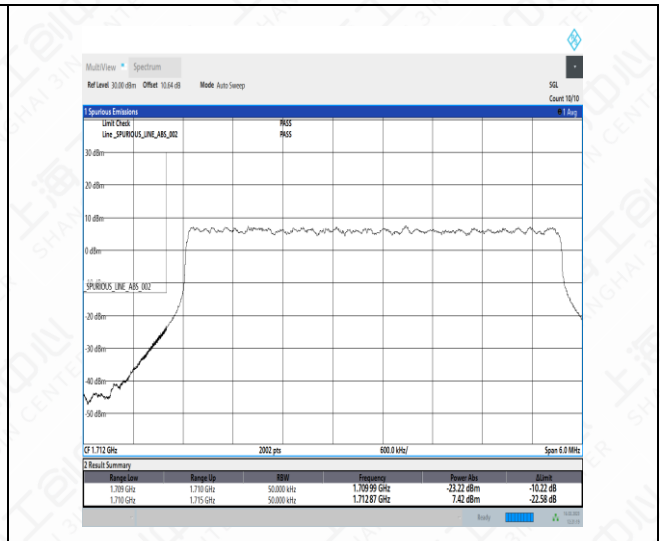
N66 Test Result

Band	SCS	Bandwidth	Modulation	Channel	RB Config	Result	Verdict
N66	15	5	DFT-PI2BPSK	L	Edge_1RB_Left	see graph	PASS
N66	15	5	DFT-PI2BPSK	L	Outer_Full	see graph	PASS
N66	15	5	DFT-QPSK	L	Edge_1RB_Left	see graph	PASS
N66	15	5	DFT-QPSK	L	Outer_Full	see graph	PASS
N66	15	5	DFT-PI2BPSK	H	Edge_1RB_Right	see graph	PASS
N66	15	5	DFT-PI2BPSK	H	Outer_Full	see graph	PASS
N66	15	5	DFT-QPSK	H	Edge_1RB_Right	see graph	PASS
N66	15	5	DFT-QPSK	H	Outer_Full	see graph	PASS
N66	15	40	DFT-PI2BPSK	L	Edge_1RB_Left	see graph	PASS
N66	15	40	DFT-PI2BPSK	L	Outer_Full	see graph	PASS
N66	15	40	DFT-QPSK	L	Edge_1RB_Left	see graph	PASS
N66	15	40	DFT-QPSK	L	Outer_Full	see graph	PASS
N66	15	40	DFT-PI2BPSK	H	Edge_1RB_Right	see graph	PASS
N66	15	40	DFT-PI2BPSK	H	Outer_Full	see graph	PASS
N66	15	40	DFT-QPSK	H	Edge_1RB_Right	see graph	PASS
N66	15	40	DFT-QPSK	H	Outer_Full	see graph	PASS

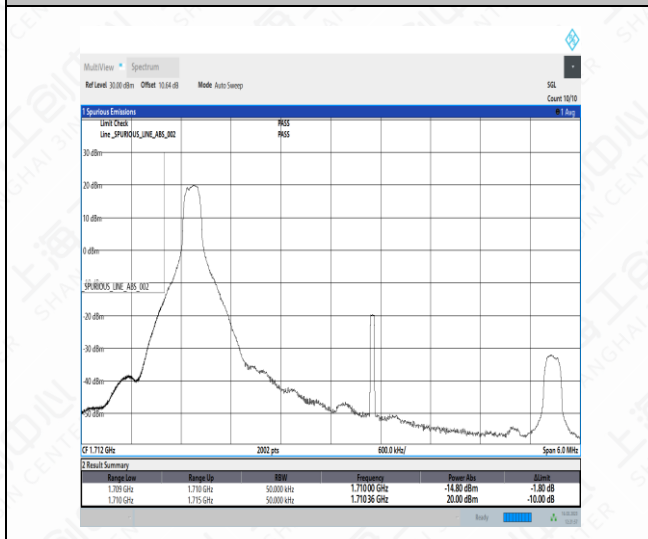
Test Graphs



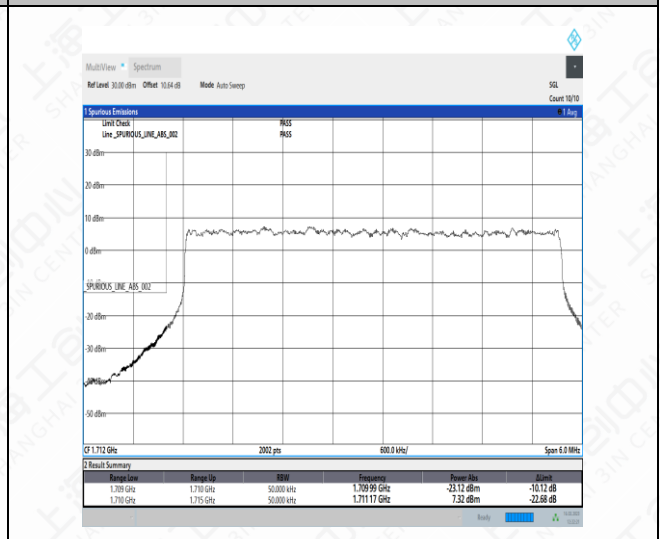
NTNV_N66_PC3_15_5_L_TID1_RID1#1



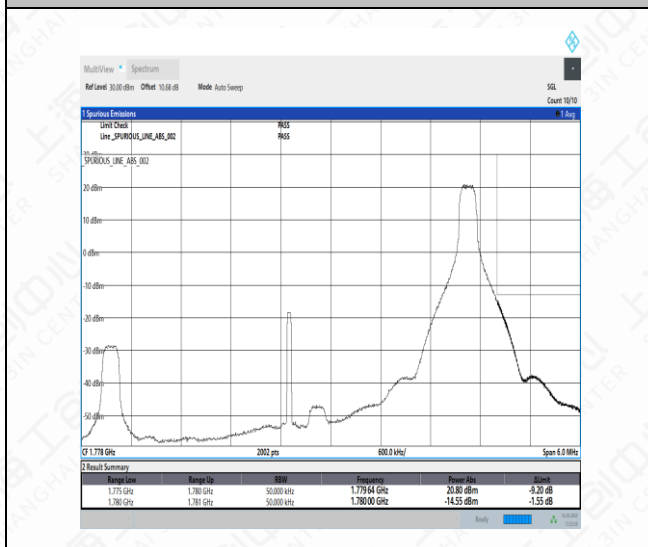
NTNV_N66_PC3_15_5_L_TID3_RID1#1



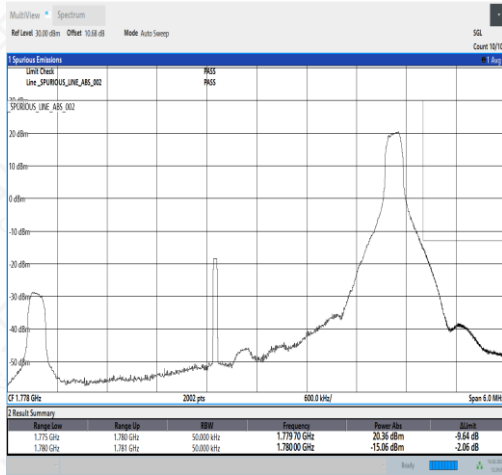
NTNV_N66_PC3_15_5_L_TID4_RID1#1



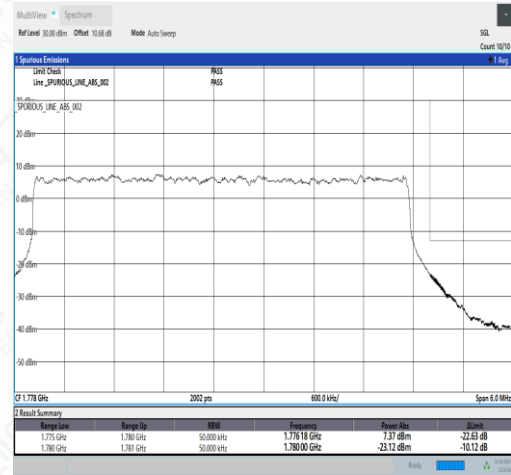
NTNV_N66_PC3_15_5_L_TID6_RID1#1



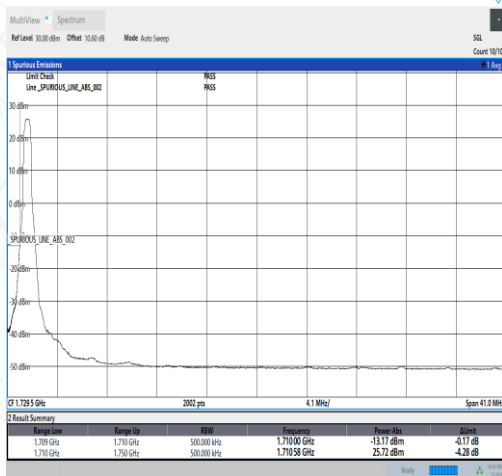
NTVN_N66_PC3_15_5_H_TID2_RID1#1



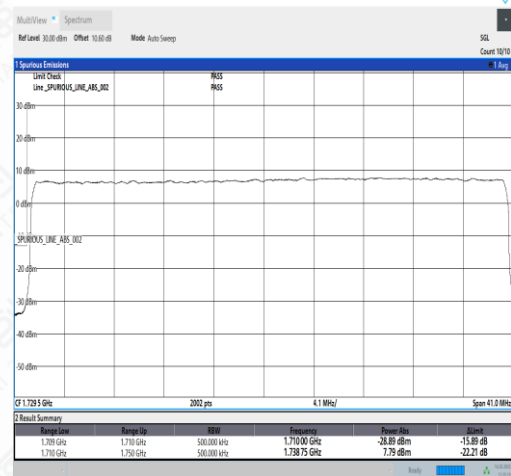
NTVN_N66_PC3_15_5_H_TID3_RID1#1



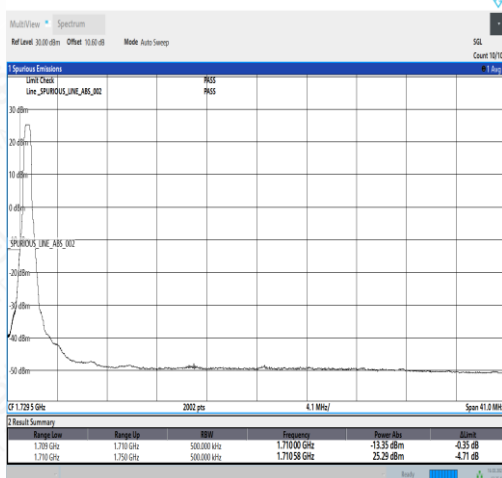
NTVN_N66_PC3_15_5_H_TID5_RID1#1



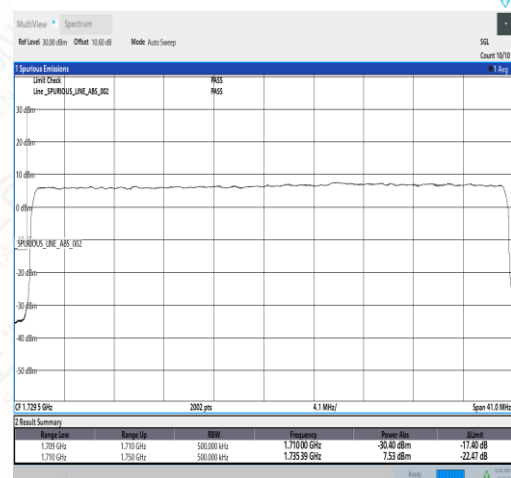
NTVN_N66_PC3_15_5_H_TID6_RID1#1



NTVN_N66_PC3_15_40_L_TID1_RID1#1

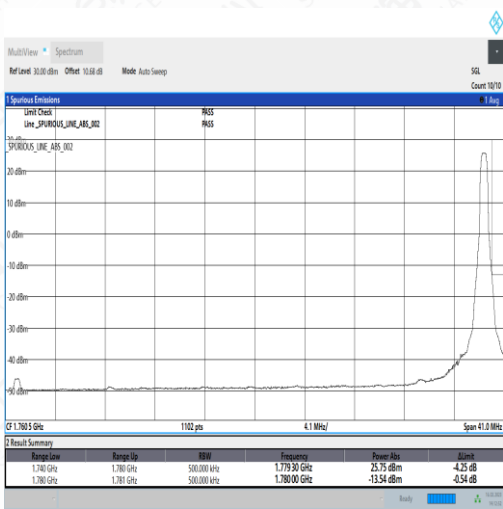


NTVN_N66_PC3_15_40_L_TID3_RID1#1

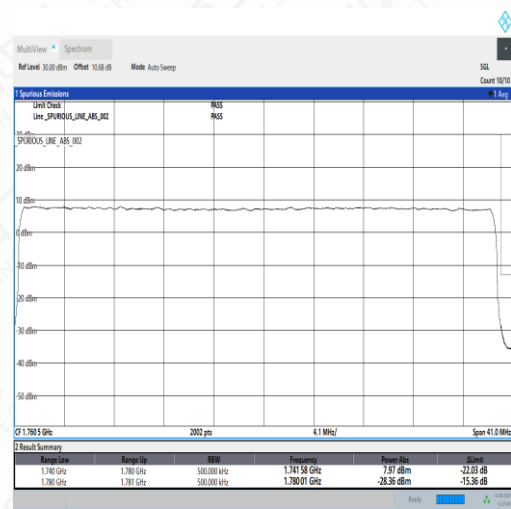


NTVN_N66_PC3_15_40_L_TID4_RID1#1

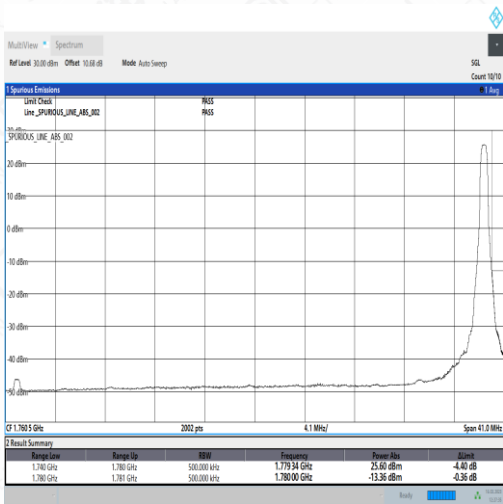
NTVN_N66_PC3_15_40_L_TID6_RID1#1



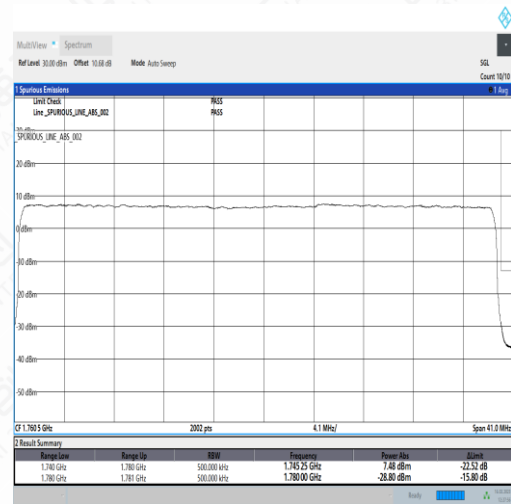
NTNV_N66_PC3_15_40_H_TID2_RID1#1



NTNV_N66_PC3_15_40_H_TID3_RID1#1



NTNV_N66_PC3_15_40_H_TID5_RID1#1

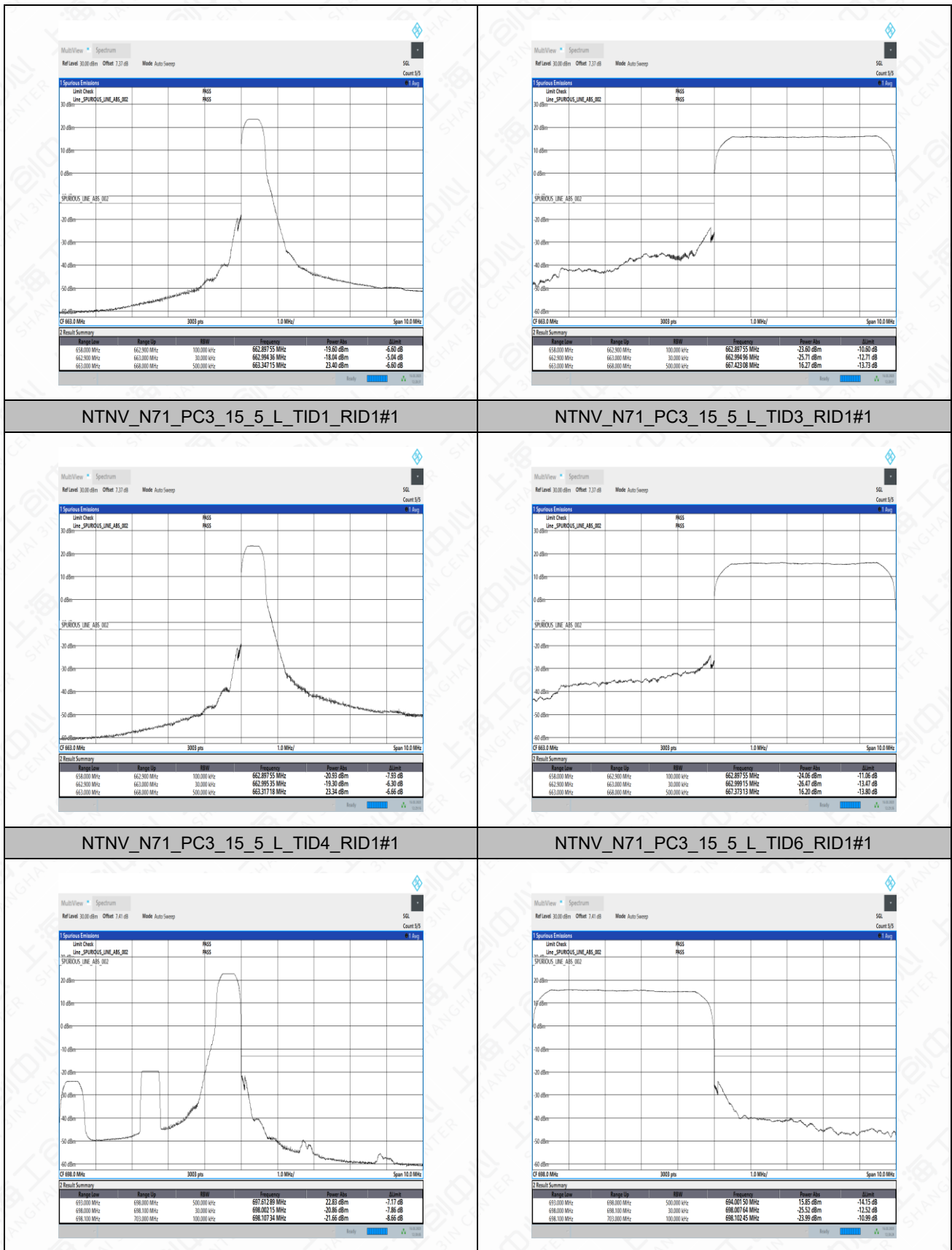


NTNV_N66_PC3_15_40_H_TID6_RID1#1

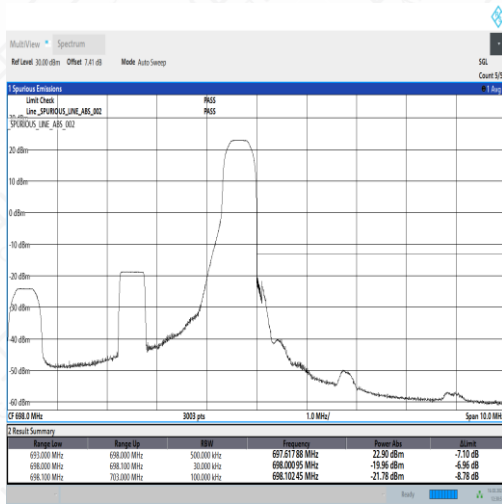
N71 Test Result

Band	SCS	Bandwidth	Modulation	Channel	RB Config	Result	Verdict
N71	15	5	DFT-PI2BPSK	L	Edge_1RB_Left	see graph	PASS
N71	15	5	DFT-PI2BPSK	L	Outer_Full	see graph	PASS
N71	15	5	DFT-QPSK	L	Edge_1RB_Left	see graph	PASS
N71	15	5	DFT-QPSK	L	Outer_Full	see graph	PASS
N71	15	5	DFT-PI2BPSK	H	Edge_1RB_Right	see graph	PASS
N71	15	5	DFT-PI2BPSK	H	Outer_Full	see graph	PASS
N71	15	5	DFT-QPSK	H	Edge_1RB_Right	see graph	PASS
N71	15	5	DFT-QPSK	H	Outer_Full	see graph	PASS
N71	15	20	DFT-PI2BPSK	L	Edge_1RB_Left	see graph	PASS
N71	15	20	DFT-PI2BPSK	L	Outer_Full	see graph	PASS
N71	15	20	DFT-QPSK	L	Edge_1RB_Left	see graph	PASS
N71	15	20	DFT-QPSK	L	Outer_Full	see graph	PASS
N71	15	20	DFT-PI2BPSK	H	Edge_1RB_Right	see graph	PASS
N71	15	20	DFT-PI2BPSK	H	Outer_Full	see graph	PASS
N71	15	20	DFT-QPSK	H	Edge_1RB_Right	see graph	PASS
N71	15	20	DFT-QPSK	H	Outer_Full	see graph	PASS

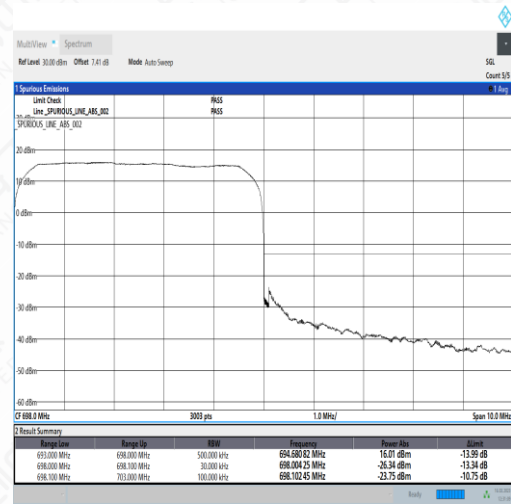
Test Graphs



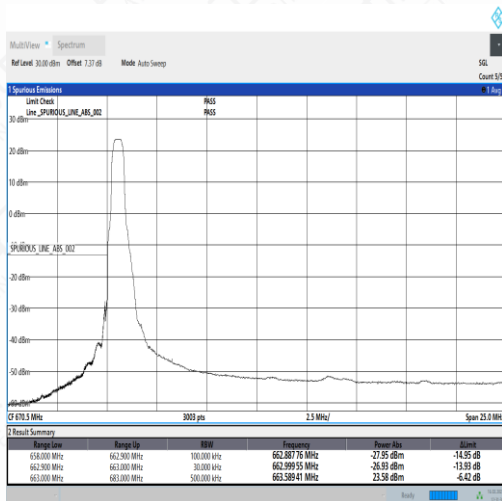
NTNV_N71_PC3_15_5_H_TID2_RID1#1



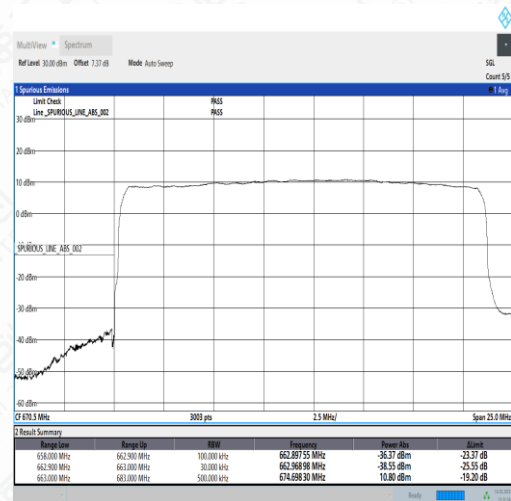
NTNV_N71_PC3_15_5_H_TID3_RID1#1



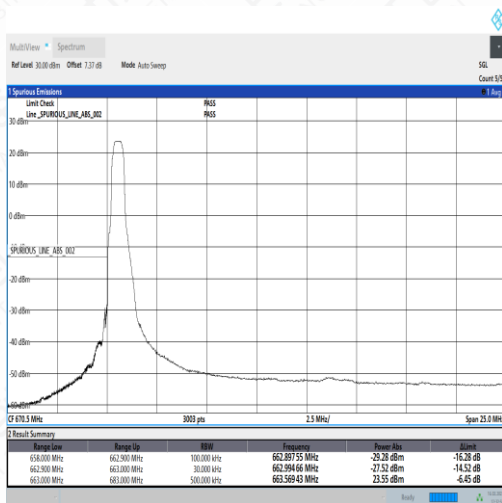
NTNV_N71_PC3_15_5_H_TID5_RID1#1



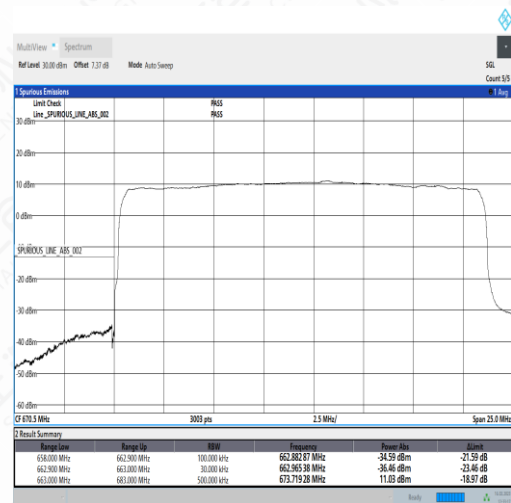
NTNV_N71_PC3_15_5_H_TID6_RID1#1



NTNV_N71_PC3_15_20_L_TID1_RID1#1

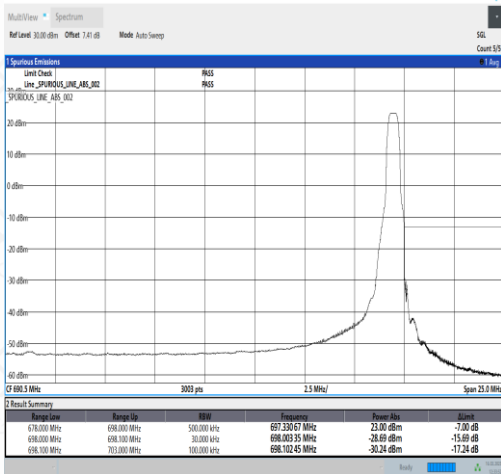


NTNV_N71_PC3_15_20_L_TID3_RID1#1

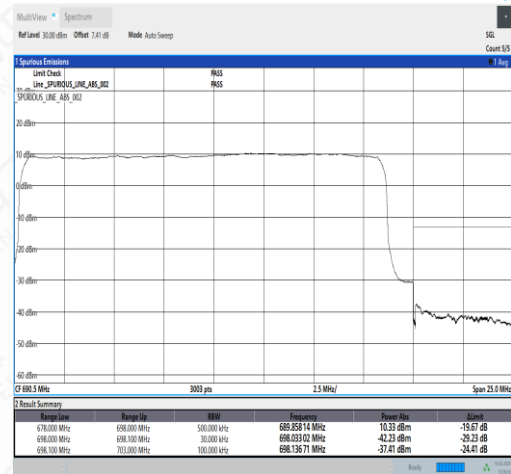


NTNV_N71_PC3_15_20_L_TID4_RID1#1

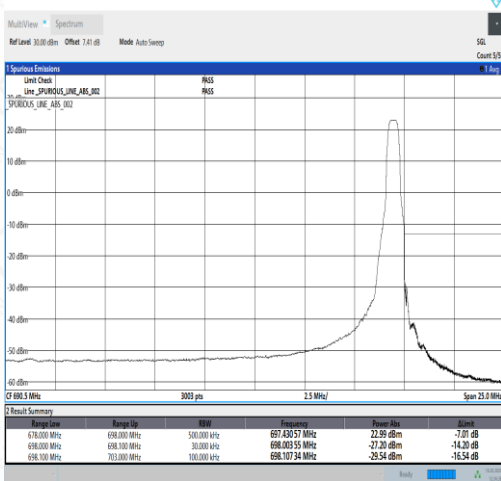
NTNV_N71_PC3_15_20_L_TID6_RID1#1



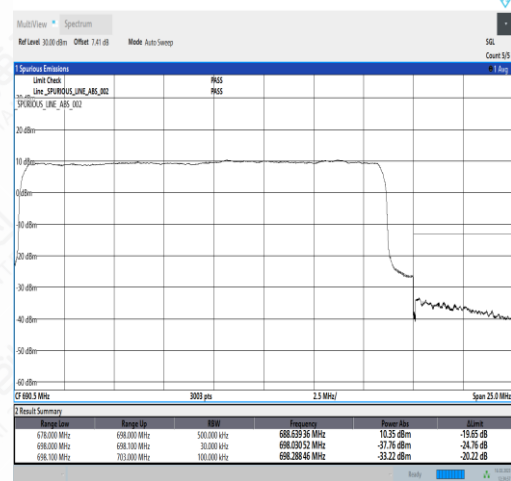
NTNV_N71_PC3_15_20_H_TID2_RID1#1



NTNV_N71_PC3_15_20_H_TID3_RID1#1



NTNV_N71_PC3_15_20_H_TID5_RID1#1



NTNV_N71_PC3_15_20_H_TID6_RID1#1

N77(3450-3550)Test Result

Band	SCS	Bandwidth	Modulation	Channel	RB Config	Result	Verdict
N77-3450-3550	30	20	DFT-PI2BPSK	L	Edge_1RB_Left	see graph	PASS
N77-3450-3550	30	20	DFT-PI2BPSK	L	Outer_Full	see graph	PASS
N77-3450-3550	30	20	DFT-QPSK	L	Edge_1RB_Left	see graph	PASS
N77-3450-3550	30	20	DFT-QPSK	L	Outer_Full	see graph	PASS
N77-3450-3550	30	20	DFT-PI2BPSK	H	Edge_1RB_Right	see graph	PASS
N77-3450-3550	30	20	DFT-PI2BPSK	H	Outer_Full	see graph	PASS
N77-3450-3550	30	20	DFT-QPSK	H	Edge_1RB_Right	see graph	PASS
N77-3450-3550	30	20	DFT-QPSK	H	Outer_Full	see graph	PASS
N77-3450-3550	30	100	DFT-PI2BPSK	L	Edge_1RB_Left	see graph	PASS
N77-3450-3550	30	100	DFT-PI2BPSK	L	Outer_Full	see graph	PASS
N77-3450-3550	30	100	DFT-QPSK	L	Edge_1RB_Left	see graph	PASS
N77-3450-3550	30	100	DFT-QPSK	L	Outer_Full	see graph	PASS
N77-3450-3550	30	100	DFT-PI2BPSK	H	Edge_1RB_Right	see graph	PASS
N77-3450-3550	30	100	DFT-PI2BPSK	H	Outer_Full	see graph	PASS
N77-3450-3550	30	100	DFT-QPSK	H	Edge_1RB_Right	see graph	PASS
N77-3450-3550	30	100	DFT-QPSK	H	Outer_Full	see graph	PASS