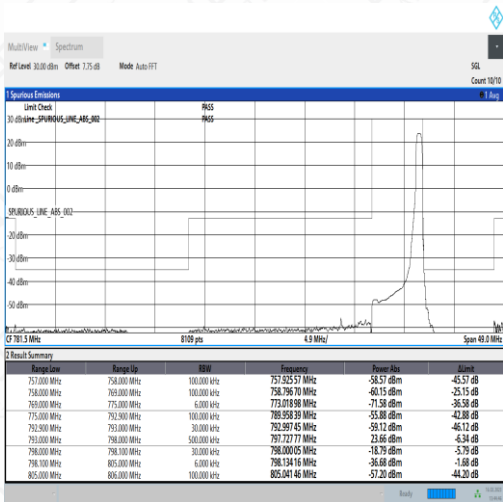
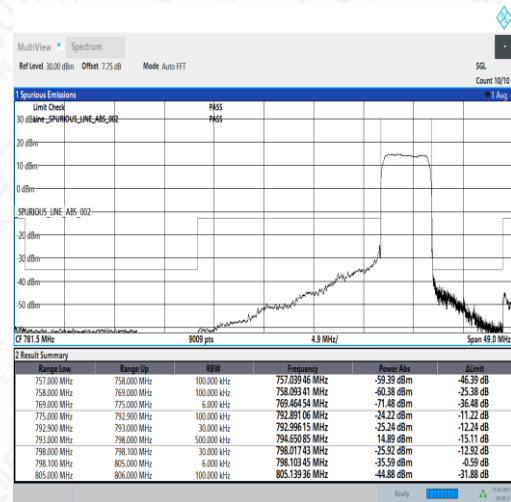


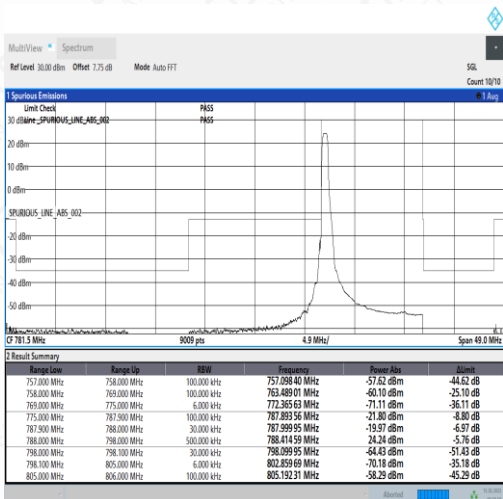
NTNV_N14_PC3_15_5_H_TID2_RID1#1



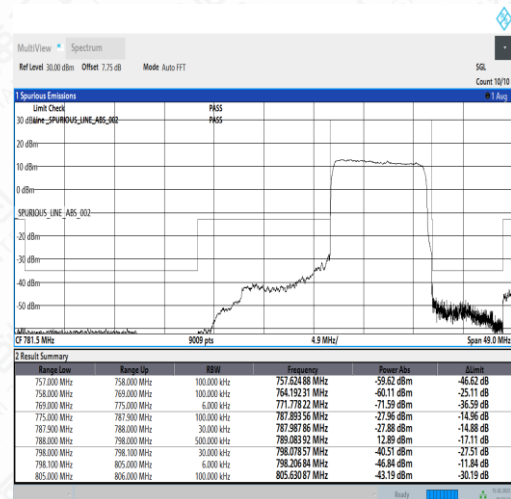
NTNV_N14_PC3_15_5_H_TID3_RID1#1



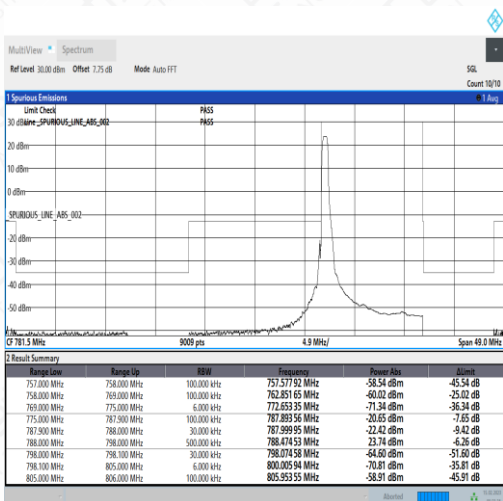
NTNV_N14_PC3_15_5_H_TID5_RID1#1



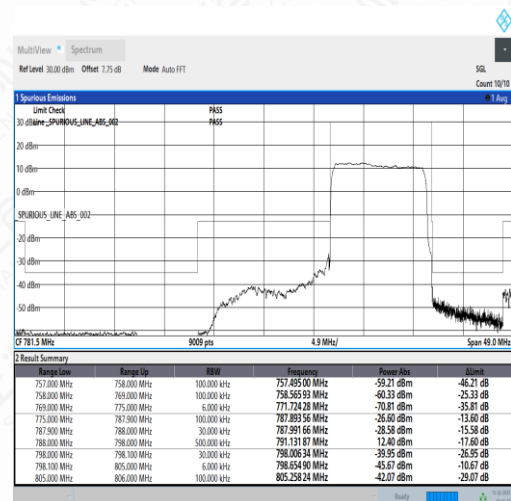
NTNV_N14_PC3_15_5_H_TID6_RID1#1



NTNV_N14_PC3_15_10_L_TID1_RID1#1

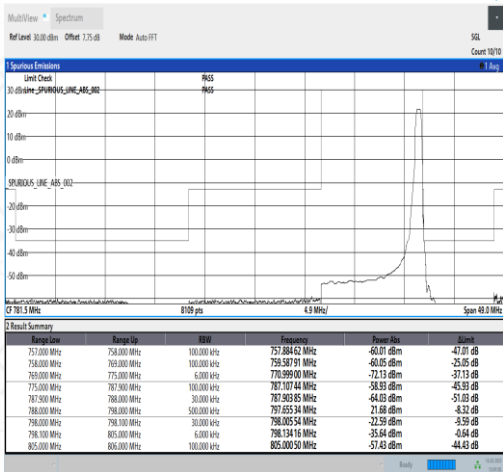


NTNV_N14_PC3_15_10_L_TID3_RID1#1

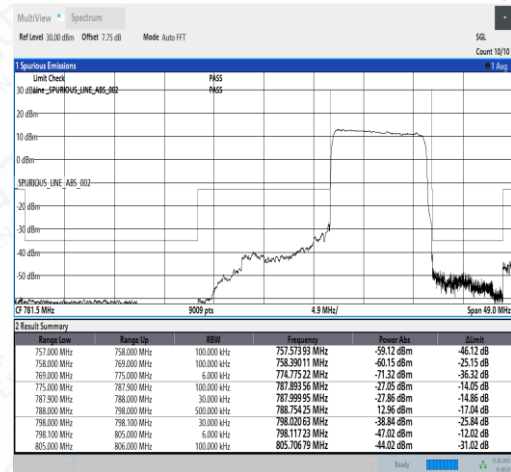


NTNV_N14_PC3_15_10_L_TID4_RID1#1

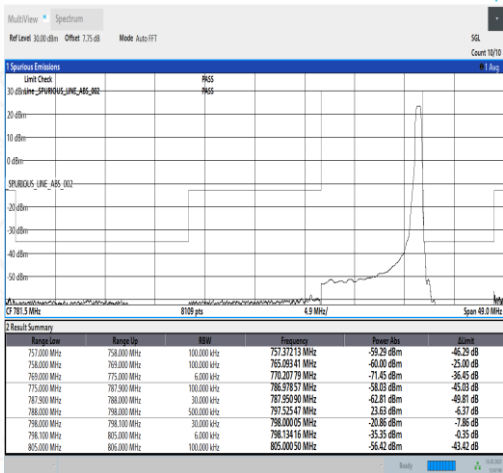
NTNV_N14_PC3_15_10_L_TID6_RID1#1



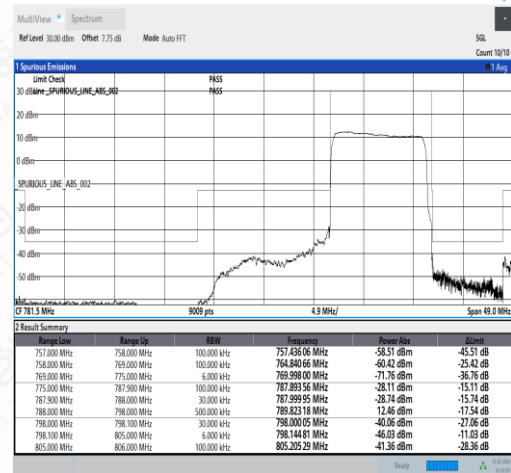
NTNV_N14_PC3_15_10_H_TID2_RID1#1



NTNV_N14_PC3_15_10_H_TID3_RID1#1



NTNV_N14_PC3_15_10_H_TID5_RID1#1

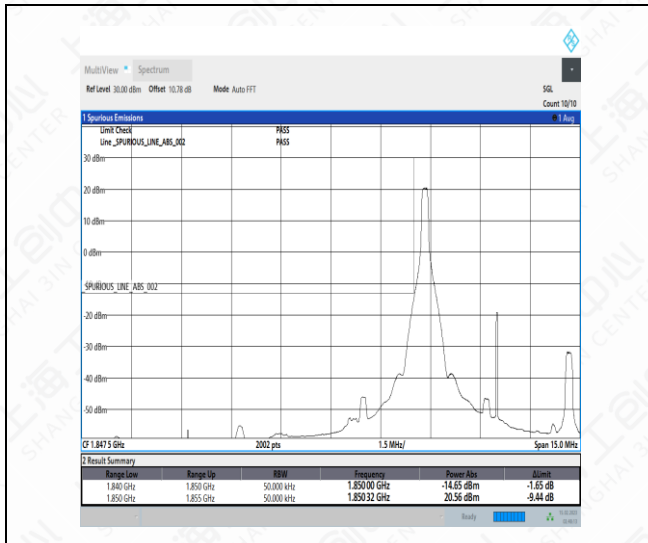


NTNV_N14_PC3_15_10_H_TID6_RID1#1

N25 Test Result

Band	SCS	Bandwidth	Modulation	Channel	RB Config	Result	Verdict
N25	15	5	DFT-PI2BPSK	L	Edge_1RB_Left	see graph	PASS
N25	15	5	DFT-PI2BPSK	L	Outer_Full	see graph	PASS
N25	15	5	DFT-QPSK	L	Edge_1RB_Left	see graph	PASS
N25	15	5	DFT-QPSK	L	Outer_Full	see graph	PASS
N25	15	5	DFT-PI2BPSK	H	Edge_1RB_Right	see graph	PASS
N25	15	5	DFT-PI2BPSK	H	Outer_Full	see graph	PASS
N25	15	5	DFT-QPSK	H	Edge_1RB_Right	see graph	PASS
N25	15	5	DFT-QPSK	H	Outer_Full	see graph	PASS
N25	15	20	DFT-PI2BPSK	L	Edge_1RB_Left	see graph	PASS
N25	15	20	DFT-PI2BPSK	L	Outer_Full	see graph	PASS
N25	15	20	DFT-QPSK	L	Edge_1RB_Left	see graph	PASS
N25	15	20	DFT-QPSK	L	Outer_Full	see graph	PASS
N25	15	20	DFT-PI2BPSK	H	Edge_1RB_Right	see graph	PASS
N25	15	20	DFT-PI2BPSK	H	Outer_Full	see graph	PASS
N25	15	20	DFT-QPSK	H	Edge_1RB_Right	see graph	PASS
N25	15	20	DFT-QPSK	H	Outer_Full	see graph	PASS

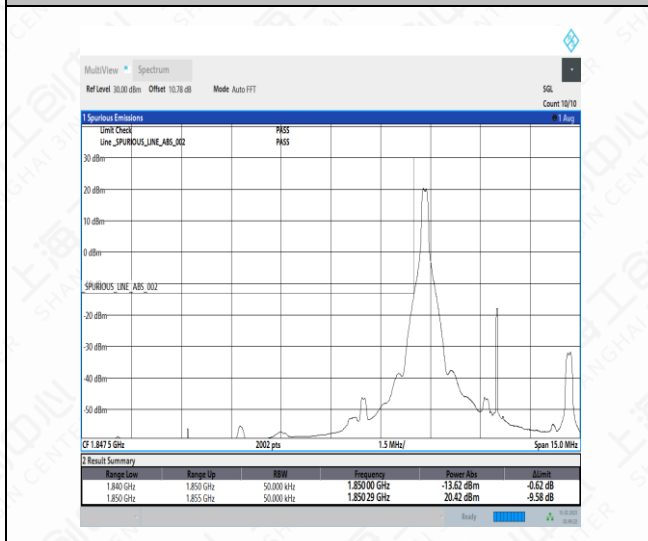
Test Graphs



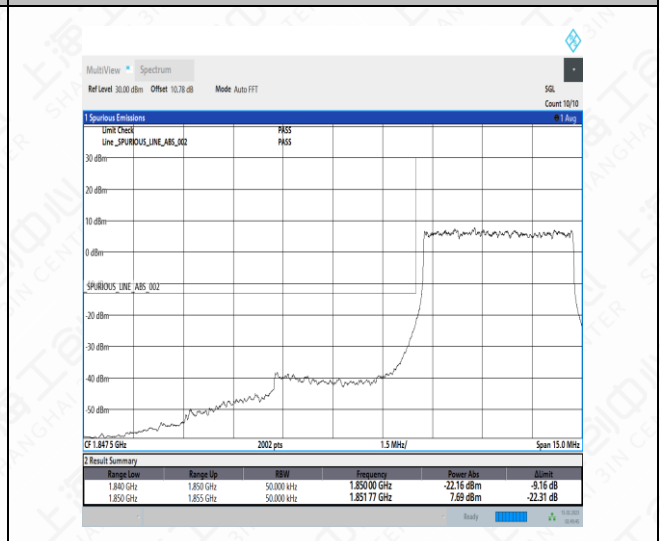
NTNV_N25_PC3_15_5_L_TID1_RID1#1



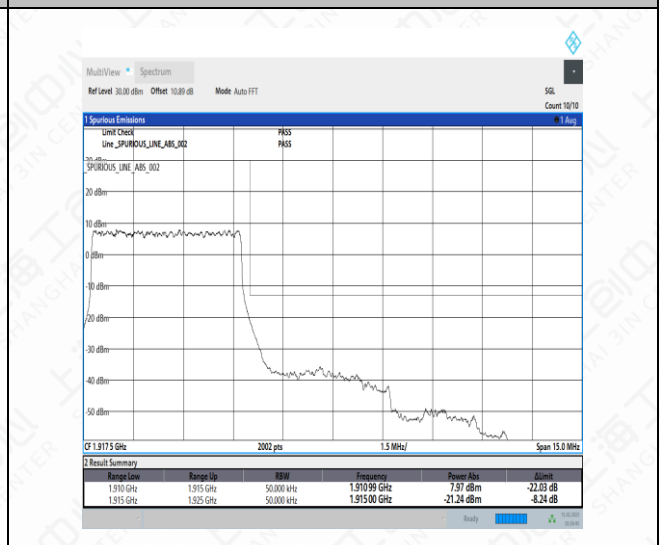
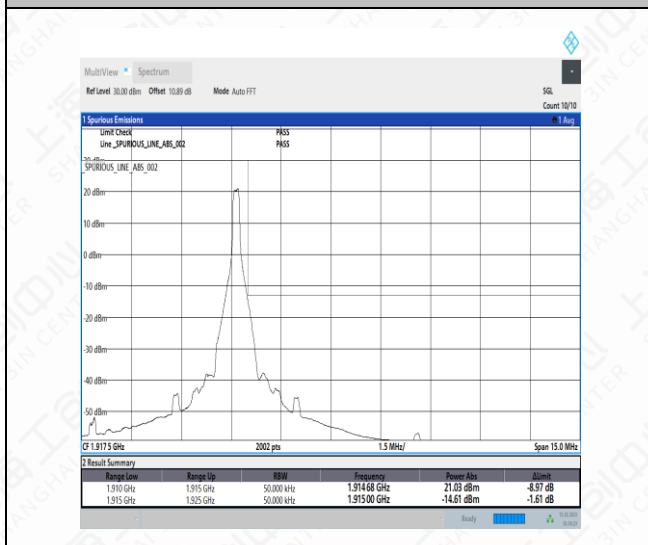
NTNV_N25_PC3_15_5_L_TID3_RID1#1



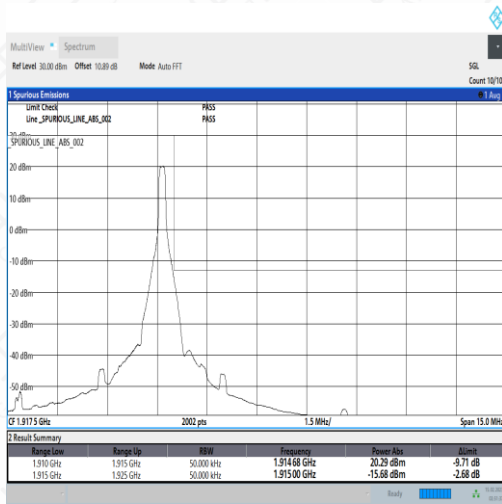
NTNV_N25_PC3_15_5_L_TID4_RID1#1



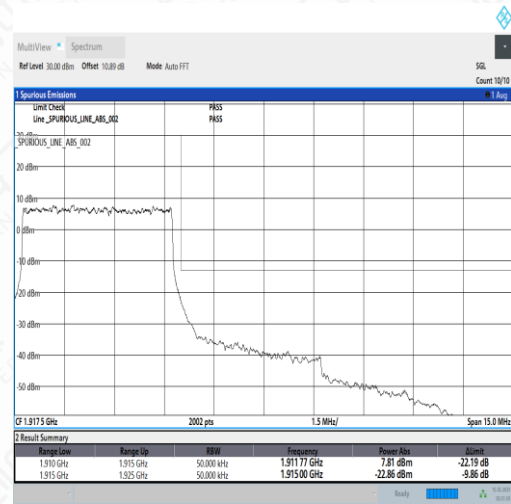
NTNV_N25_PC3_15_5_L_TID6_RID1#1



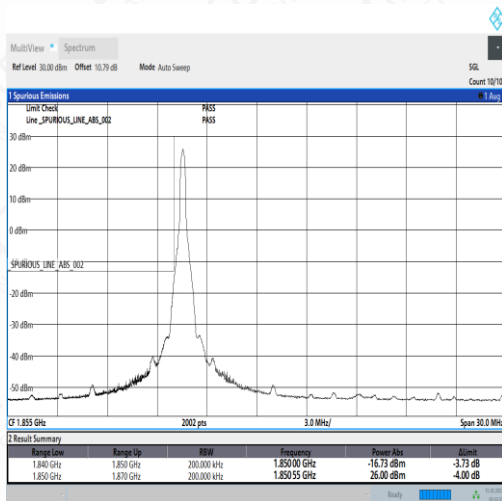
NTVN_N25_PC3_15_5_H_TID2_RID1#1



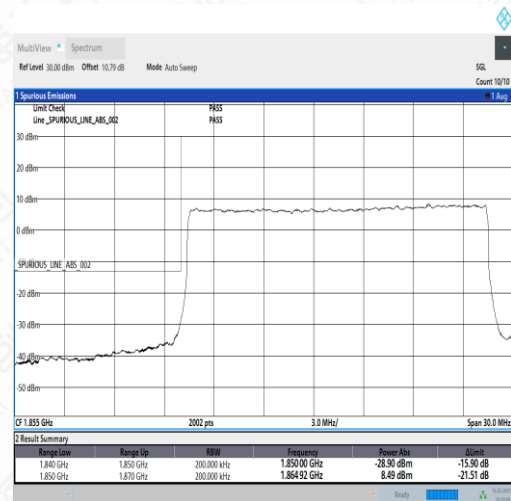
NTVN_N25_PC3_15_5_H_TID3_RID1#1



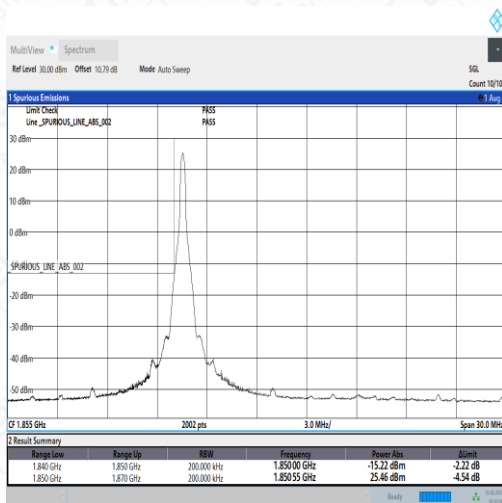
NTVN_N25_PC3_15_5_H_TID5_RID1#1



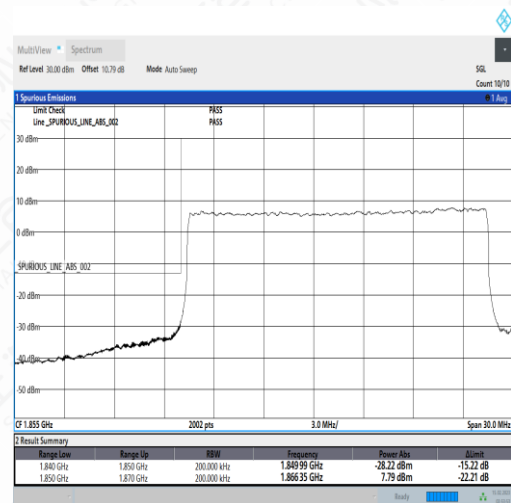
NTVN_N25_PC3_15_5_H_TID6_RID1#1



NTVN_N25_PC3_15_20_L_TID1_RID1#1

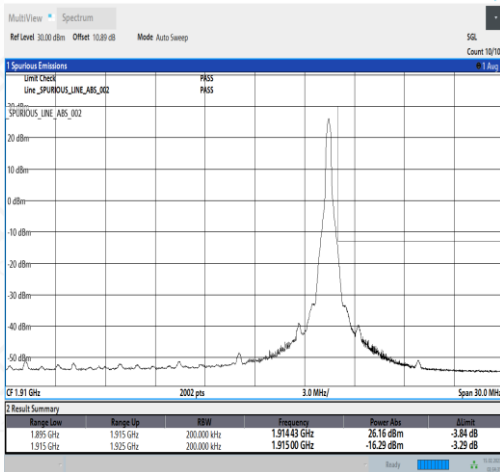


NTVN_N25_PC3_15_20_L_TID3_RID1#1

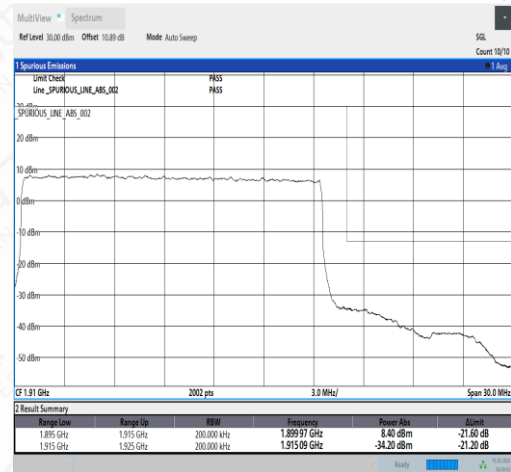


NTVN_N25_PC3_15_20_L_TID4_RID1#1

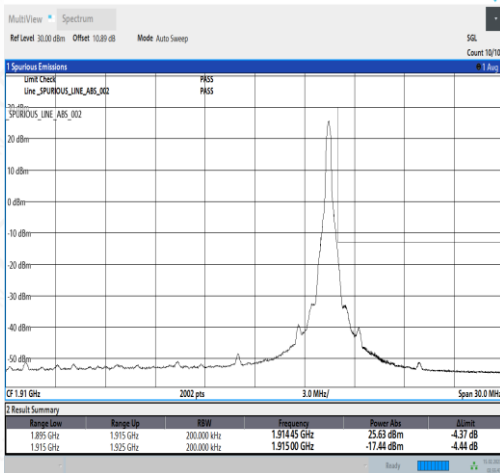
NTVN_N25_PC3_15_20_L_TID6_RID1#1



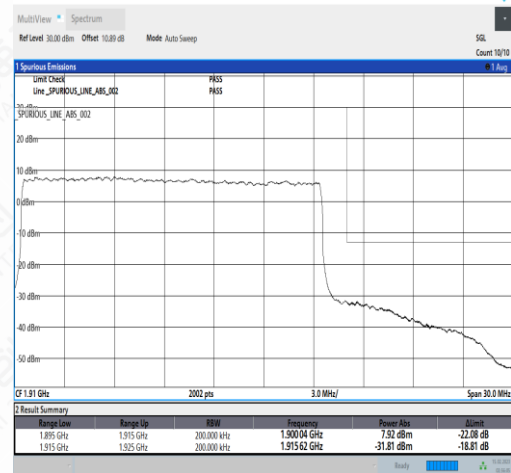
NTNV_N25_PC3_15_20_H_TID2_RID1#1



NTNV_N25_PC3_15_20_H_TID3_RID1#1



NTNV_N25_PC3_15_20_H_TID5_RID1#1

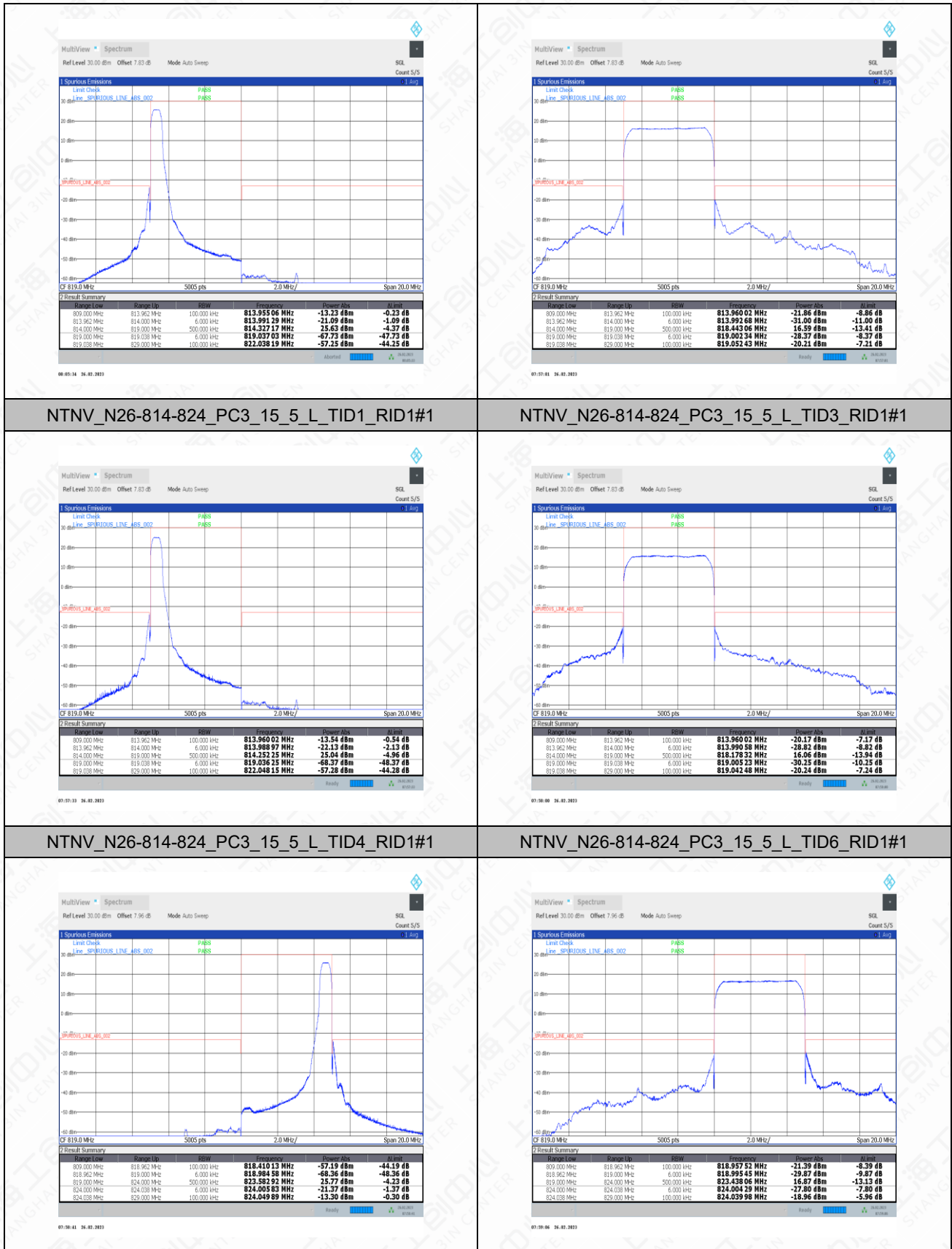


NTNV_N25_PC3_15_20_H_TID6_RID1#1

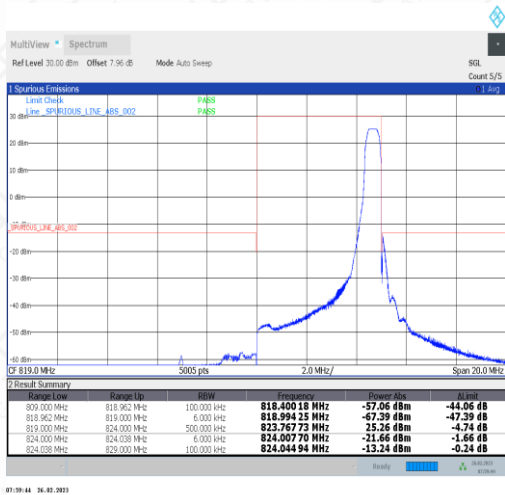
N26(814-824)Test Result

Band	SCS	Bandwidth	Modulation	Channel	RB Config	Result	Verdict
N26-814-824	15	5	DFT-PI2BPSK	L	Edge_1RB_Left	see graph	PASS
N26-814-824	15	5	DFT-PI2BPSK	L	Outer_Full	see graph	PASS
N26-814-824	15	5	DFT-QPSK	L	Edge_1RB_Left	see graph	PASS
N26-814-824	15	5	DFT-QPSK	L	Outer_Full	see graph	PASS
N26-814-824	15	5	DFT-PI2BPSK	H	Edge_1RB_Right	see graph	PASS
N26-814-824	15	5	DFT-PI2BPSK	H	Outer_Full	see graph	PASS
N26-814-824	15	5	DFT-QPSK	H	Edge_1RB_Right	see graph	PASS
N26-814-824	15	5	DFT-QPSK	H	Outer_Full	see graph	PASS
N26-814-824	15	10	DFT-PI2BPSK	L	Edge_1RB_Left	see graph	PASS
N26-814-824	15	10	DFT-PI2BPSK	L	Outer_Full	see graph	PASS
N26-814-824	15	10	DFT-QPSK	L	Edge_1RB_Left	see graph	PASS
N26-814-824	15	10	DFT-QPSK	L	Outer_Full	see graph	PASS
N26-814-824	15	10	DFT-PI2BPSK	H	Edge_1RB_Right	see graph	PASS
N26-814-824	15	10	DFT-PI2BPSK	H	Outer_Full	see graph	PASS
N26-814-824	15	10	DFT-QPSK	H	Edge_1RB_Right	see graph	PASS
N26-814-824	15	10	DFT-QPSK	H	Outer_Full	see graph	PASS

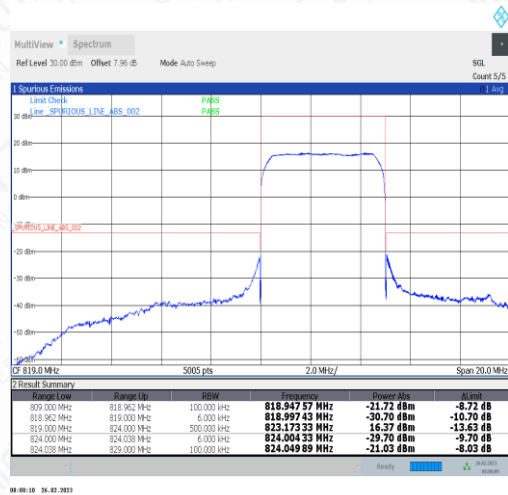
Test Graphs



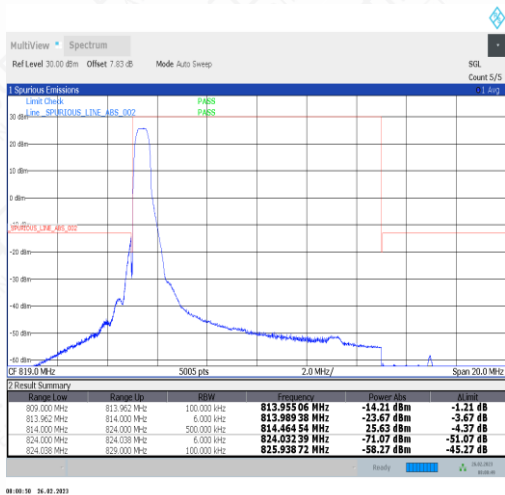
NTN_V_N26-814-824_PC3_15_5_H_TID2_RID1#1



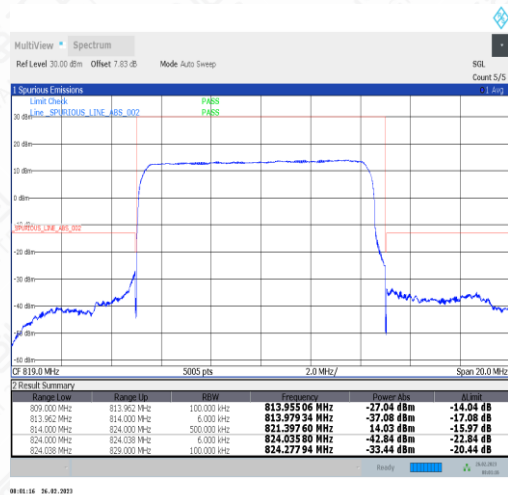
NTN_V_N26-814-824_PC3_15_5_H_TID3_RID1#1



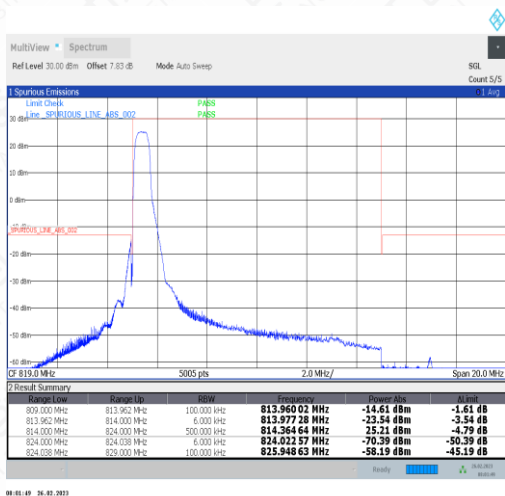
NTN_V_N26-814-824_PC3_15_5_H_TID5_RID1#1



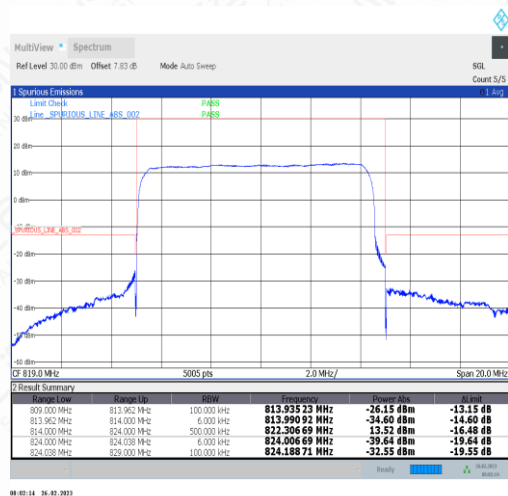
NTN_V_N26-814-824_PC3_15_5_H_TID6_RID1#1



NTN_V_N26-814-824_PC3_15_10_L_TID1_RID1#1

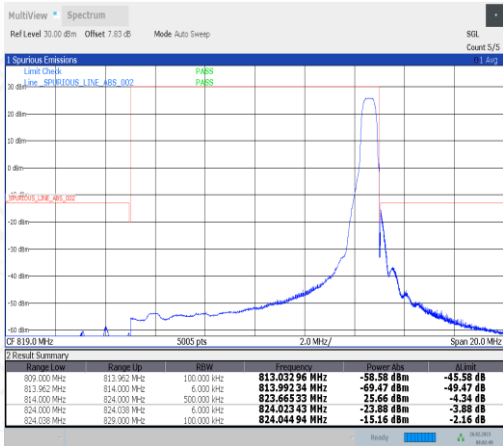


NTN_V_N26-814-824_PC3_15_10_L_TID3_RID1#1

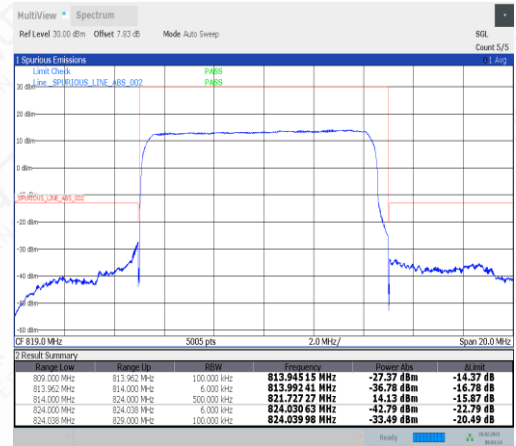


NTN_V_N26-814-824_PC3_15_10_L_TID4_RID1#1

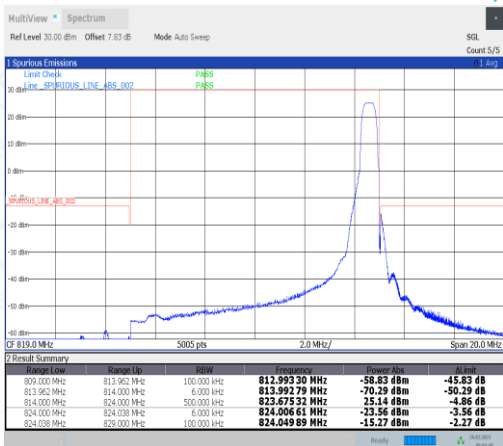
NTN_V_N26-814-824_PC3_15_10_L_TID6_RID1#1



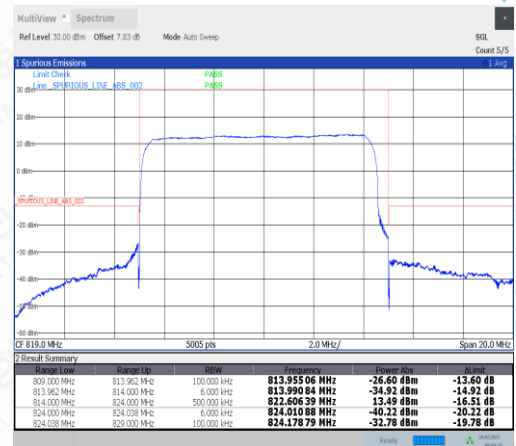
NTNV_N26-814-824_PC3_15_10_H_TID2_RID1#1



NTNV_N26-814-824_PC3_15_10_H_TID3_RID1#1



NTNV_N26-814-824_PC3_15_10_H_TID5_RID1#1

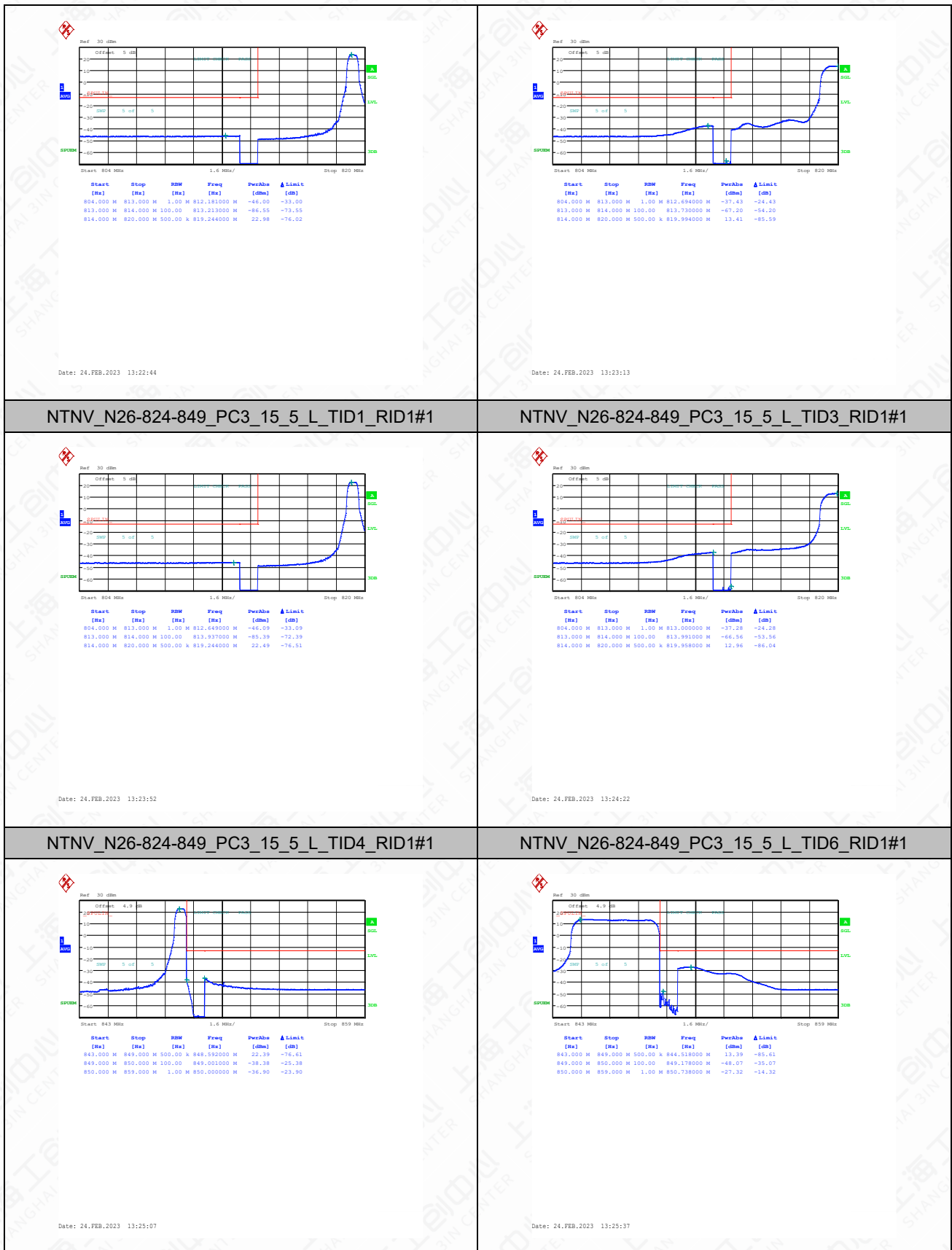


NTNV_N26-814-824_PC3_15_10_H_TID6_RID1#1

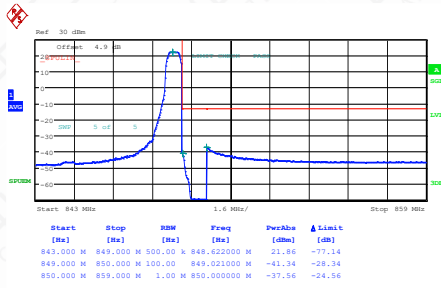
N26(824-849)Test Result

Band	SCS	Bandwidth	Modulation	Channel	RB Config	Result	Verdict
N26-824-849	15	5	DFT-PI2BPSK	L	Edge_1RB_Left	see graph	PASS
N26-824-849	15	5	DFT-PI2BPSK	L	Outer_Full	see graph	PASS
N26-824-849	15	5	DFT-QPSK	L	Edge_1RB_Left	see graph	PASS
N26-824-849	15	5	DFT-QPSK	L	Outer_Full	see graph	PASS
N26-824-849	15	5	DFT-PI2BPSK	H	Edge_1RB_Right	see graph	PASS
N26-824-849	15	5	DFT-PI2BPSK	H	Outer_Full	see graph	PASS
N26-824-849	15	5	DFT-QPSK	H	Edge_1RB_Right	see graph	PASS
N26-824-849	15	5	DFT-QPSK	H	Outer_Full	see graph	PASS
N26-824-849	15	20	DFT-PI2BPSK	L	Edge_1RB_Left	see graph	PASS
N26-824-849	15	20	DFT-PI2BPSK	L	Outer_Full	see graph	PASS
N26-824-849	15	20	DFT-QPSK	L	Edge_1RB_Left	see graph	PASS
N26-824-849	15	20	DFT-QPSK	L	Outer_Full	see graph	PASS
N26-824-849	15	20	DFT-PI2BPSK	H	Edge_1RB_Right	see graph	PASS
N26-824-849	15	20	DFT-PI2BPSK	H	Outer_Full	see graph	PASS
N26-824-849	15	20	DFT-QPSK	H	Edge_1RB_Right	see graph	PASS
N26-824-849	15	20	DFT-QPSK	H	Outer_Full	see graph	PASS

Test Graphs

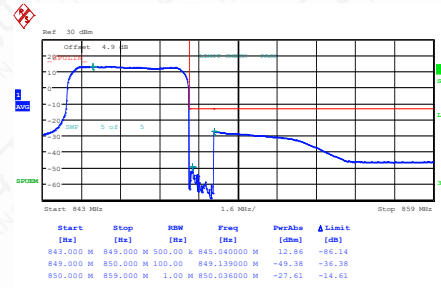


NTVN_N26-824-849_PC3_15_5_H_TID2_RID1#1



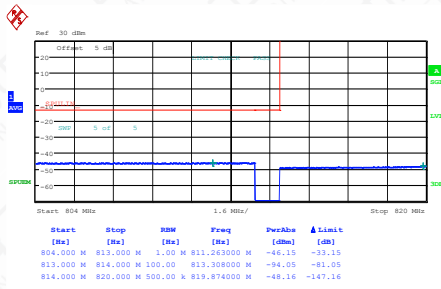
Date: 24.FEB.2023 13:26:15

NTVN_N26-824-849_PC3_15_5_H_TID3_RID1#1



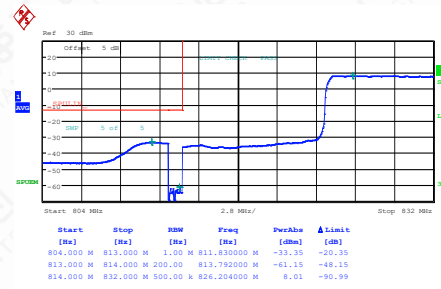
Date: 24.FEB.2023 13:26:46

NTVN_N26-824-849_PC3_15_5_H_TID5_RID1#1



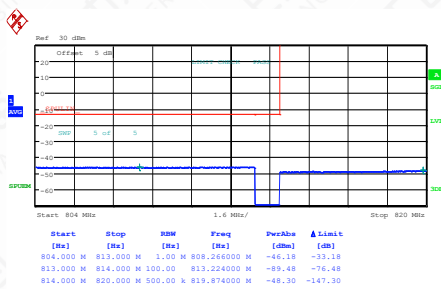
Date: 24.FEB.2023 13:27:31

NTVN_N26-824-849_PC3_15_5_H_TID6_RID1#1



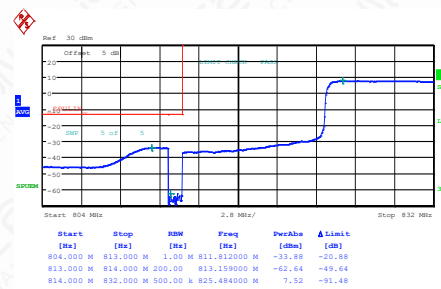
Date: 24.FEB.2023 13:28:03

NTVN_N26-824-849_PC3_15_20_L_TID1_RID1#1



Date: 24.FEB.2023 13:28:52

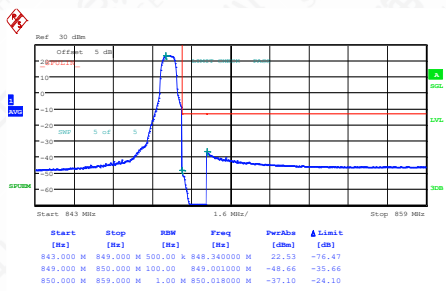
NTVN_N26-824-849_PC3_15_20_L_TID3_RID1#1



Date: 24.FEB.2023 13:29:22

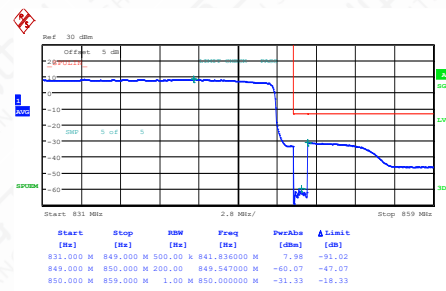
NTVN_N26-824-849_PC3_15_20_L_TID4_RID1#1

NTVN_N26-824-849_PC3_15_20_L_TID6_RID1#1



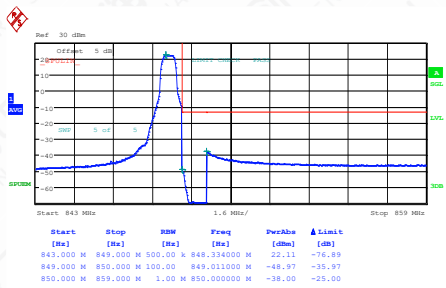
Date: 24.FEB.2023 13:30:07

NTNV_N26-824-849_PC3_15_20_H_TID2_RID1#1



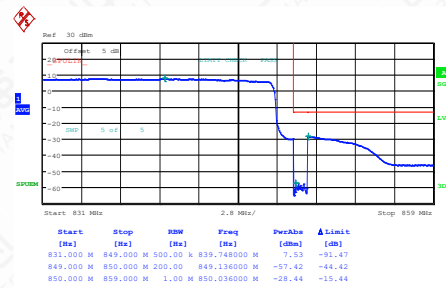
Date: 24.FEB.2023 13:30:36

NTNV_N26-824-849_PC3_15_20_H_TID3_RID1#1



Date: 24.FEB.2023 13:31:14

NTNV_N26-824-849_PC3_15_20_H_TID5_RID1#1



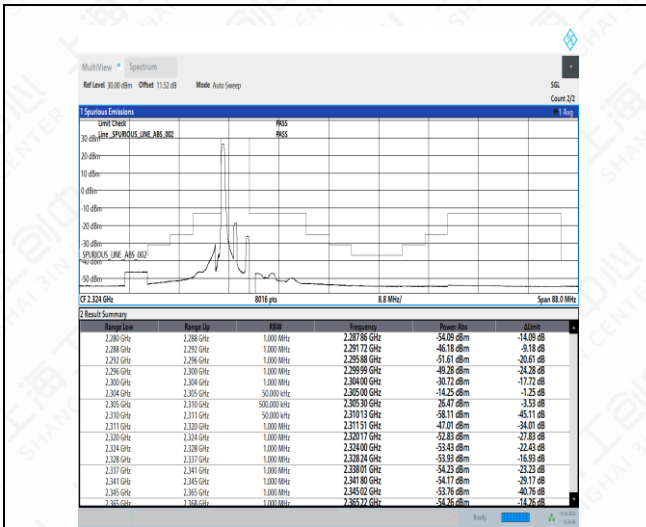
Date: 24.FEB.2023 13:31:43

NTNV_N26-824-849_PC3_15_20_H_TID6_RID1#1

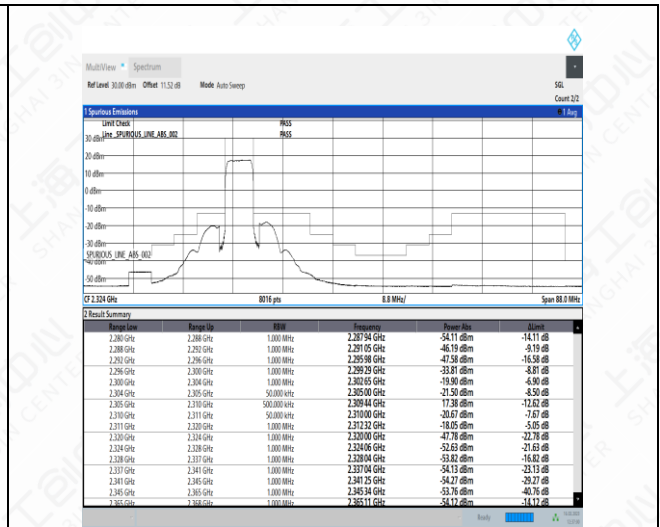
N30 Test Result

Band	SCS	Bandwidth	Modulation	Channel	RB Config	Result	Verdict
N30	15	5	DFT-PI2BPSK	L	Edge_1RB_Left	see graph	PASS
N30	15	5	DFT-PI2BPSK	L	Outer_Full	see graph	PASS
N30	15	5	DFT-QPSK	L	Edge_1RB_Left	see graph	PASS
N30	15	5	DFT-QPSK	L	Outer_Full	see graph	PASS
N30	15	5	DFT-PI2BPSK	H	Edge_1RB_Right	see graph	PASS
N30	15	5	DFT-PI2BPSK	H	Outer_Full	see graph	PASS
N30	15	5	DFT-QPSK	H	Edge_1RB_Right	see graph	PASS
N30	15	5	DFT-QPSK	H	Outer_Full	see graph	PASS
N30	15	10	DFT-PI2BPSK	L	Edge_1RB_Left	see graph	PASS
N30	15	10	DFT-PI2BPSK	L	Outer_Full	see graph	PASS
N30	15	10	DFT-QPSK	L	Edge_1RB_Left	see graph	PASS
N30	15	10	DFT-QPSK	L	Outer_Full	see graph	PASS
N30	15	10	DFT-PI2BPSK	H	Edge_1RB_Right	see graph	PASS
N30	15	10	DFT-PI2BPSK	H	Outer_Full	see graph	PASS
N30	15	10	DFT-QPSK	H	Edge_1RB_Right	see graph	PASS
N30	15	10	DFT-QPSK	H	Outer_Full	see graph	PASS

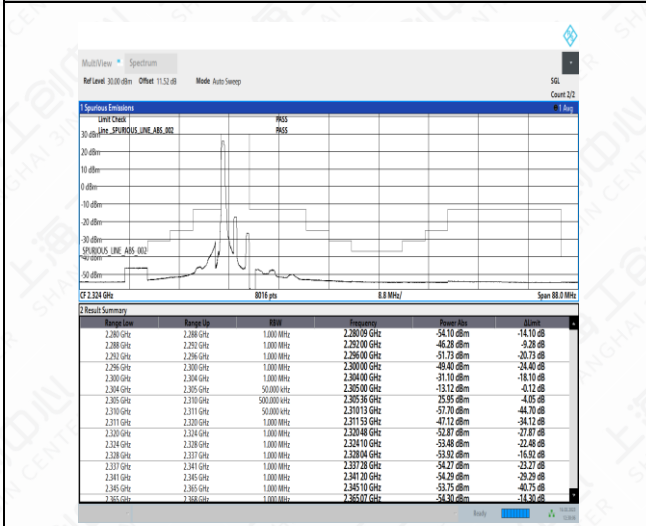
Test Graphs



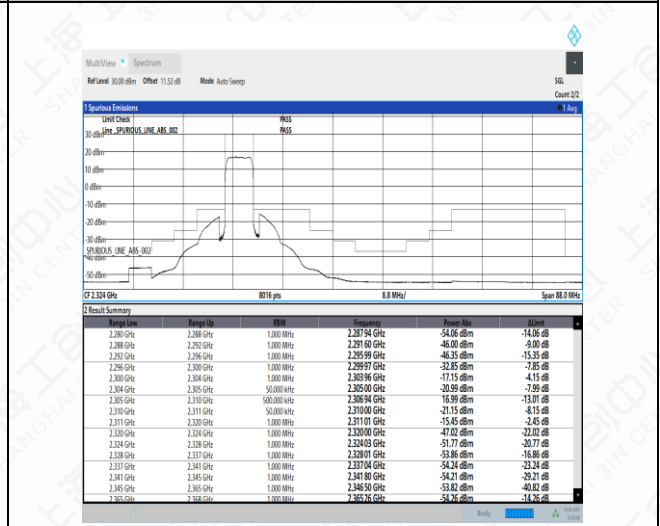
NTNV_N30_PC3_15_5_L_TID1_RID1#1



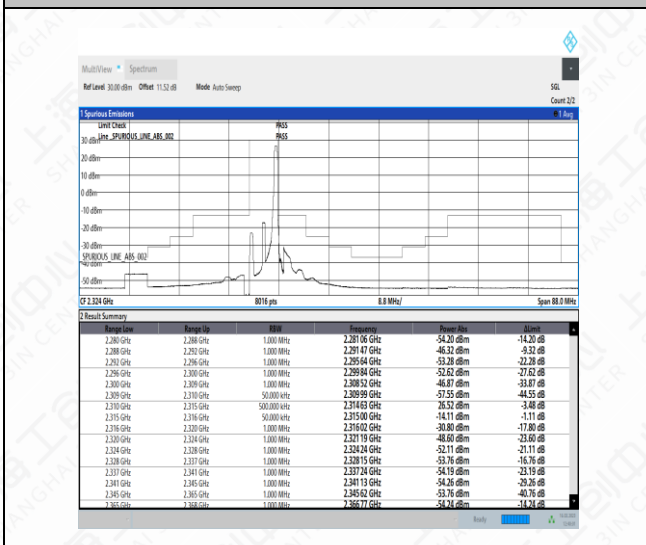
NTNV_N30_PC3_15_5_L_TID3_RID1#1



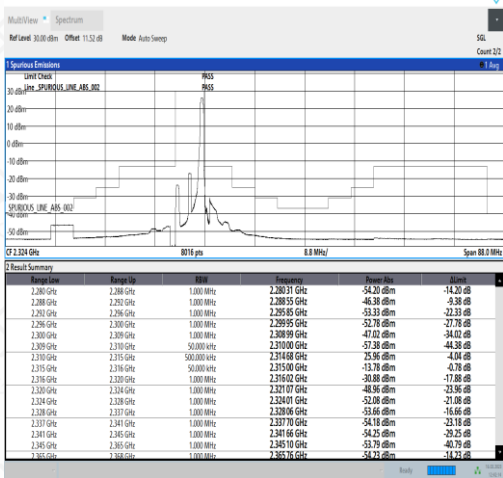
NTNV_N30_PC3_15_5_L_TID4_RID1#1



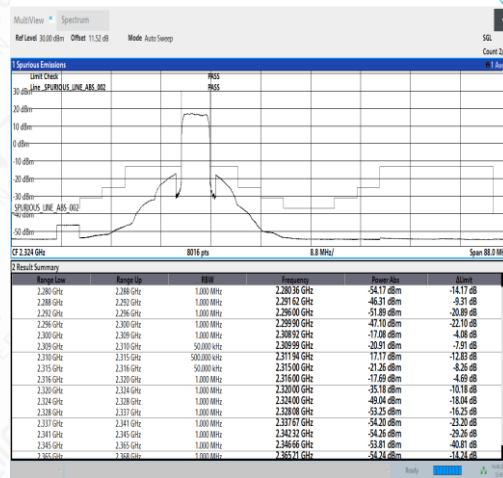
NTNV_N30_PC3_15_5_L_TID6_RID1#1



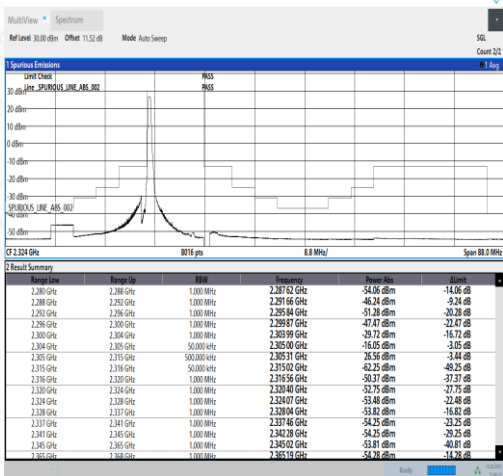
NTNV_N30_PC3_15_5_H_TID2_RID1#1



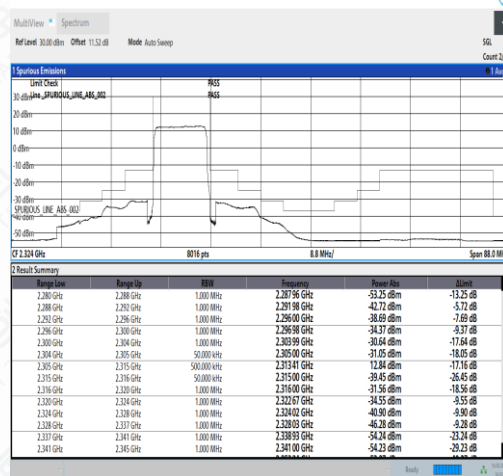
NTNV_N30_PC3_15_5_H_TID3_RID1#1



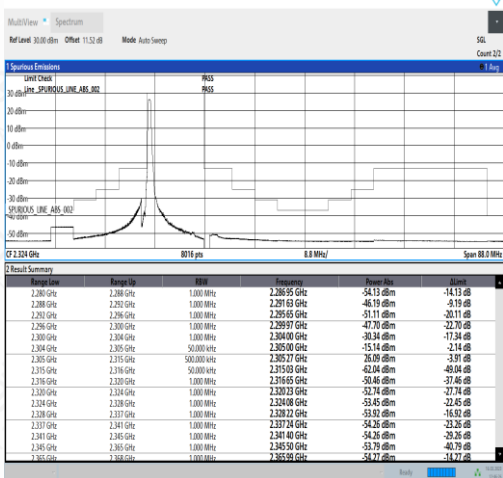
NTNV_N30_PC3_15_5_H_TID5_RID1#1



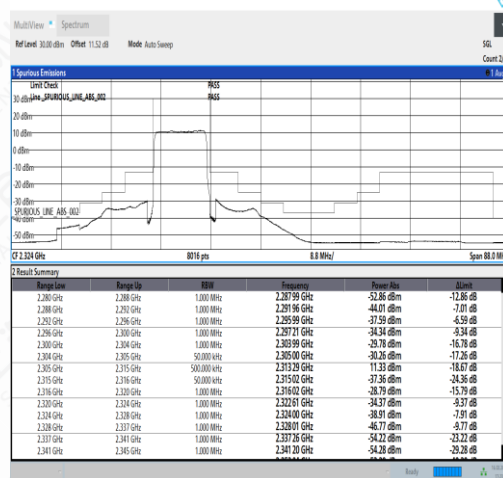
NTNV_N30_PC3_15_5_H_TID6_RID1#1



NTNV_N30_PC3_15_10_L_TID1_RID1#1

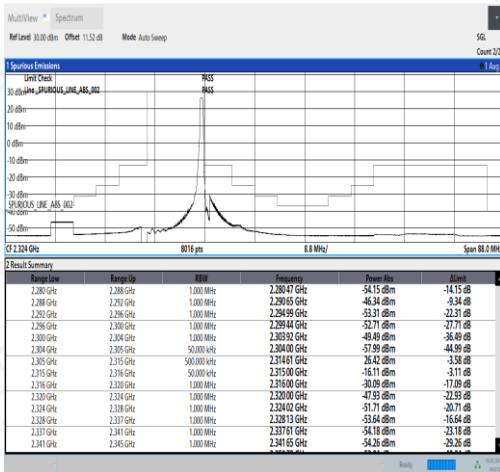


NTNV_N30_PC3_15_10_L_TID3_RID1#1

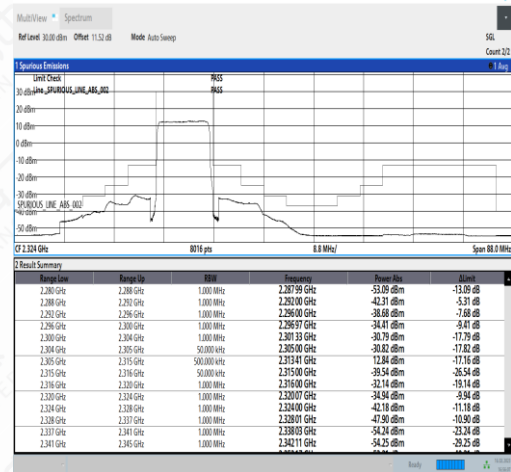


NTNV_N30_PC3_15_10_L_TID4_RID1#1

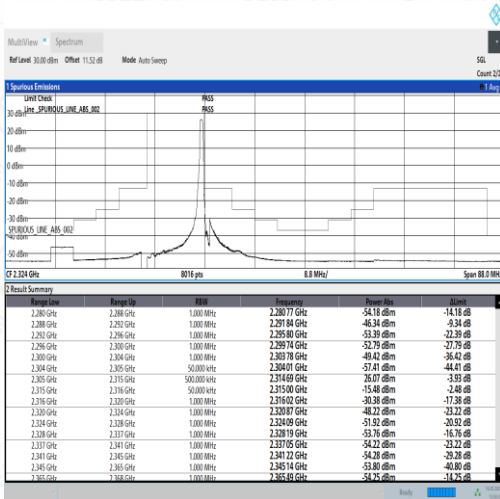
NTNV_N30_PC3_15_10_L_TID6_RID1#1



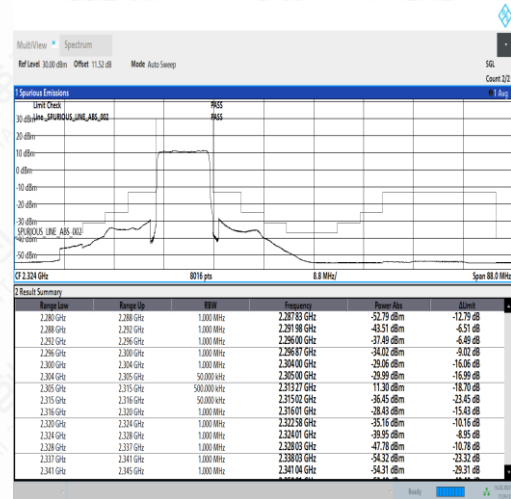
NTNV_N30_PC3_15_10_H_TID2_RID1#1



NTNV_N30_PC3_15_10_H_TID3_RID1#1



NTNV_N30_PC3_15_10_H_TID5_RID1#1

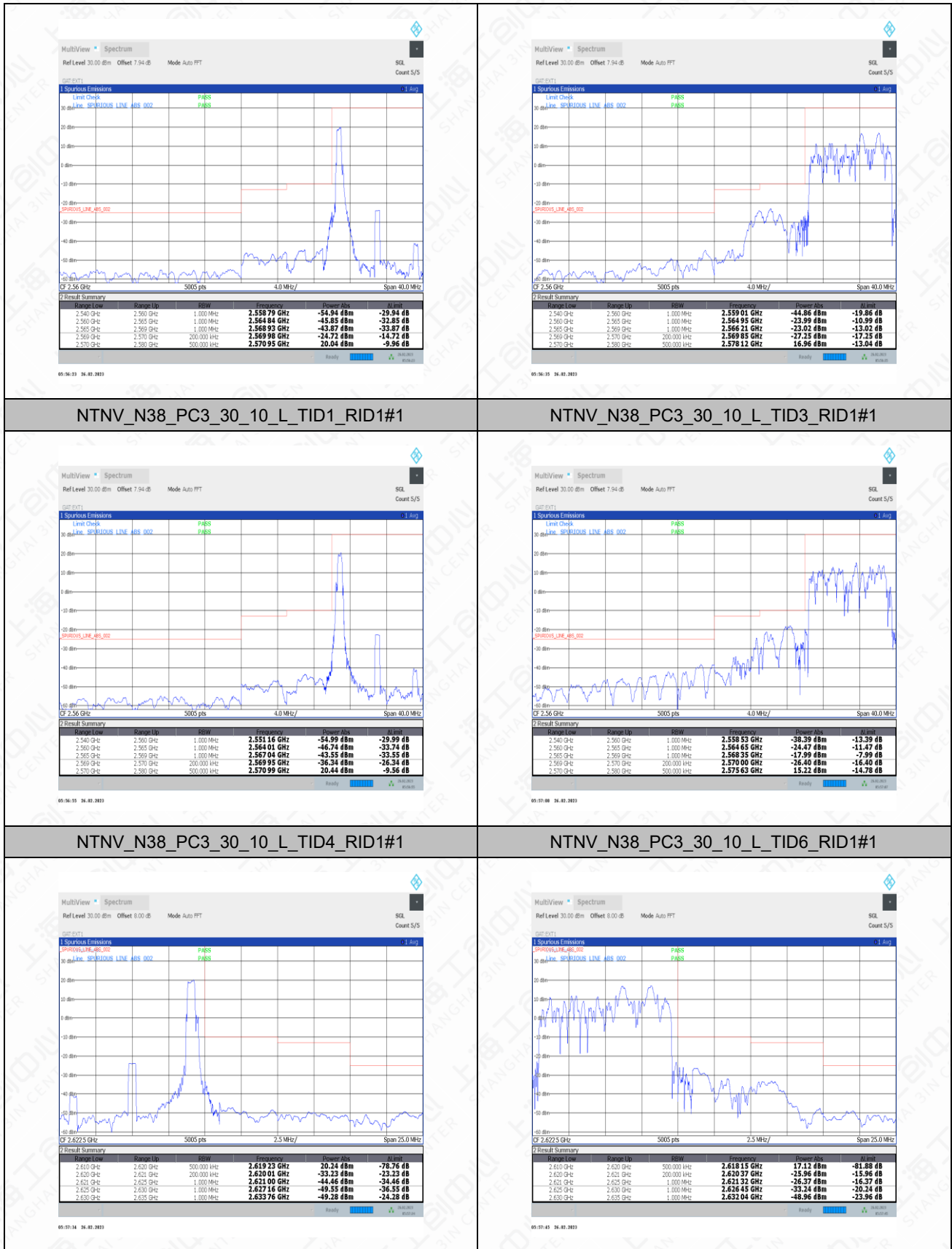


NTNV_N30_PC3_15_10_H_TID6_RID1#1

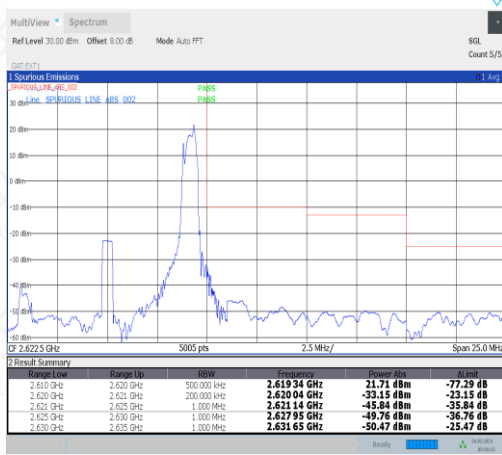
N38 Test Result

Band	SCS	Bandwidth	Modulation	Channel	RB Config	Result	Verdict
N38	30	10	DFT-PI2BPSK	L	Edge_1RB_Left	see graph	PASS
N38	30	10	DFT-PI2BPSK	L	Outer_Full	see graph	PASS
N38	30	10	DFT-QPSK	L	Edge_1RB_Left	see graph	PASS
N38	30	10	DFT-QPSK	L	Outer_Full	see graph	PASS
N38	30	10	DFT-PI2BPSK	H	Edge_1RB_Right	see graph	PASS
N38	30	10	DFT-PI2BPSK	H	Outer_Full	see graph	PASS
N38	30	10	DFT-QPSK	H	Edge_1RB_Right	see graph	PASS
N38	30	10	DFT-QPSK	H	Outer_Full	see graph	PASS
N38	30	40	DFT-PI2BPSK	L	Edge_1RB_Left	see graph	PASS
N38	30	40	DFT-PI2BPSK	L	Outer_Full	see graph	PASS
N38	30	40	DFT-QPSK	L	Edge_1RB_Left	see graph	PASS
N38	30	40	DFT-QPSK	L	Outer_Full	see graph	PASS
N38	30	40	DFT-PI2BPSK	H	Edge_1RB_Right	see graph	PASS
N38	30	40	DFT-PI2BPSK	H	Outer_Full	see graph	PASS
N38	30	40	DFT-QPSK	H	Edge_1RB_Right	see graph	PASS
N38	30	40	DFT-QPSK	H	Outer_Full	see graph	PASS

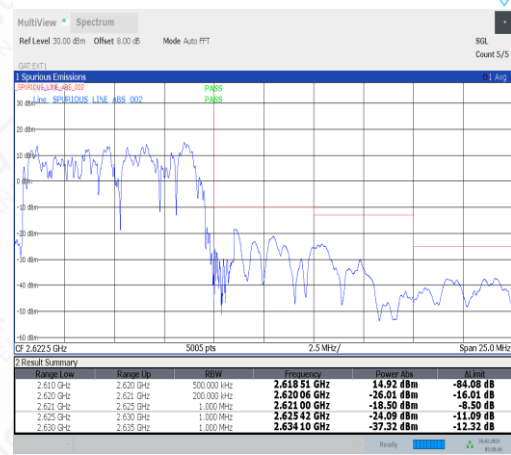
Test Graphs



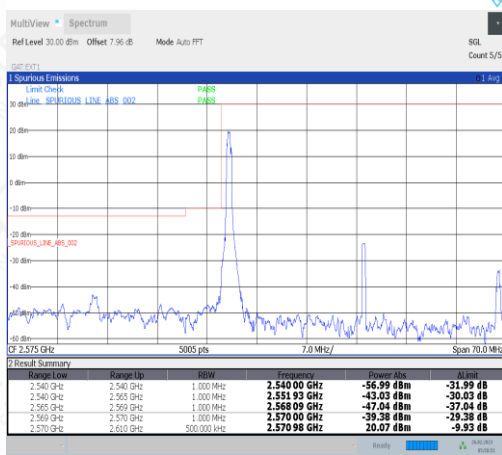
NTVN_N38_PC3_30_10_H_TID2_RID1#1



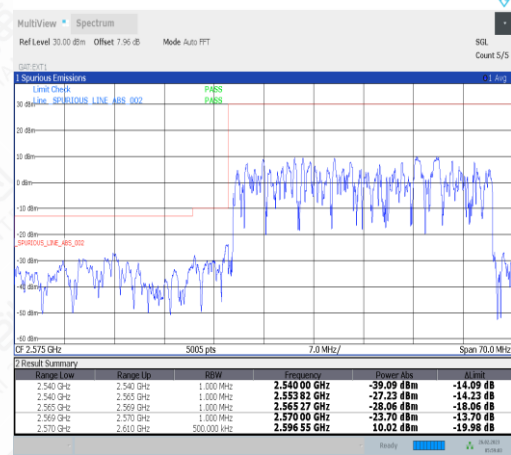
NTVN_N38_PC3_30_10_H_TID3_RID1#1



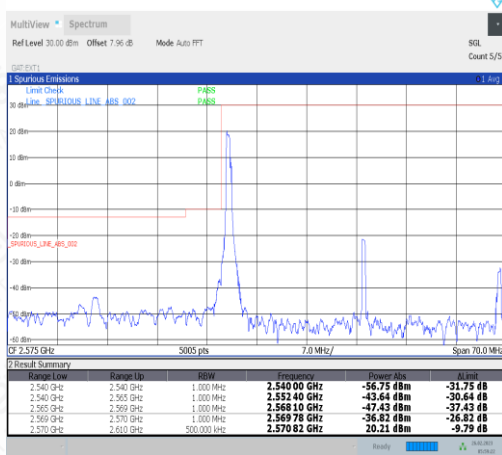
NTVN_N38_PC3_30_10_H_TID5_RID1#1



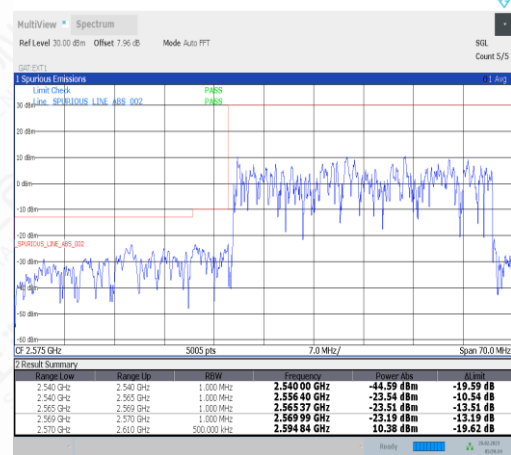
NTVN_N38_PC3_30_10_H_TID6_RID1#1



NTVN_N38_PC3_30_40_L_TID1_RID1#1

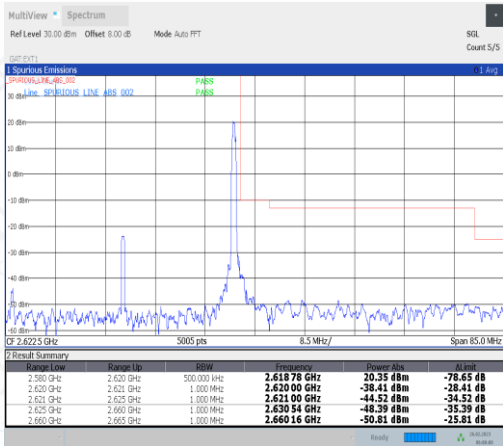


NTVN_N38_PC3_30_40_L_TID3_RID1#1

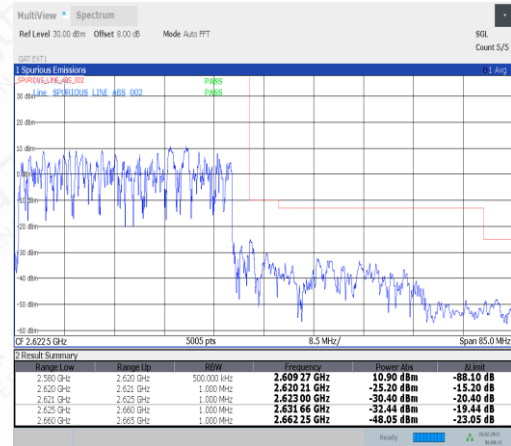


NTVN_N38_PC3_30_40_L_TID4_RID1#1

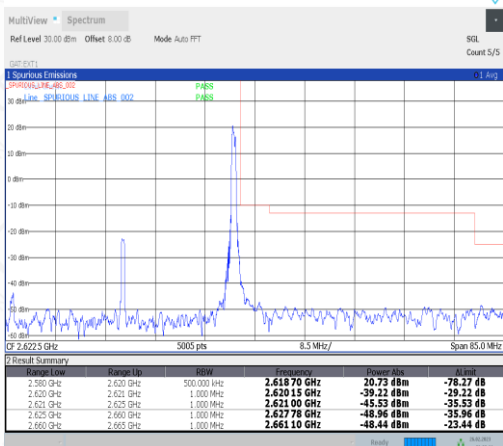
NTVN_N38_PC3_30_40_L_TID6_RID1#1



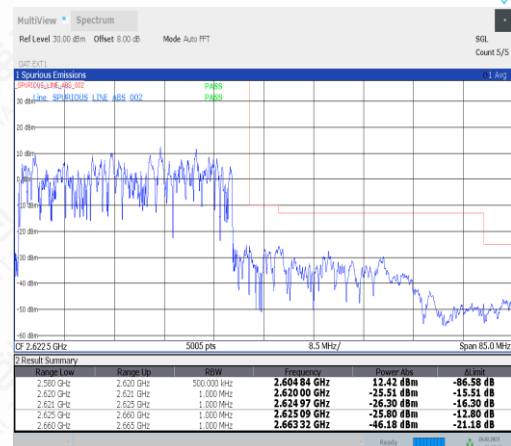
NTNV_N38_PC3_30_40_H_TID2_RID1#1



NTNV_N38_PC3_30_40_H_TID3_RID1#1



NTNV_N38_PC3_30_40_H_TID5_RID1#1



NTNV_N38_PC3_30_40_H_TID6_RID1#1

N41 Test Result

Band	SCS	Bandwidth	Modulation	Channel	RB Config	Result	Verdict
N41	30	20	DFT-PI2BPSK	L	Edge_1RB_Left	see graph	PASS
N41	30	20	DFT-PI2BPSK	L	Outer_Full	see graph	PASS
N41	30	20	DFT-QPSK	L	Edge_1RB_Left	see graph	PASS
N41	30	20	DFT-QPSK	L	Outer_Full	see graph	PASS
N41	30	20	DFT-PI2BPSK	H	Edge_1RB_Right	see graph	PASS
N41	30	20	DFT-PI2BPSK	H	Outer_Full	see graph	PASS
N41	30	20	DFT-QPSK	H	Edge_1RB_Right	see graph	PASS
N41	30	20	DFT-QPSK	H	Outer_Full	see graph	PASS
N41	30	100	DFT-PI2BPSK	L	Edge_1RB_Left	see graph	PASS
N41	30	100	DFT-PI2BPSK	L	Outer_Full	see graph	PASS
N41	30	100	DFT-QPSK	L	Edge_1RB_Left	see graph	PASS
N41	30	100	DFT-QPSK	L	Outer_Full	see graph	PASS
N41	30	100	DFT-PI2BPSK	H	Edge_1RB_Right	see graph	PASS
N41	30	100	DFT-PI2BPSK	H	Outer_Full	see graph	PASS
N41	30	100	DFT-QPSK	H	Edge_1RB_Right	see graph	PASS
N41	30	100	DFT-QPSK	H	Outer_Full	see graph	PASS