

S

T

S

L

A

B



RADIO TEST REPORT

Report No:STS2206167W01

Issued for

SIMCom Wireless Solutions Limited

Building 3, No.289 Linhong Road, Shanghai, China

Product Name:	LPWA MODULE
Brand Name:	SIMCom
Model Name:	SIM7080G
Series Model:	N/A
FCC ID:	2AJYU-8VC0002
Test Standard:	47 CFR Part 2, 22H, 24(E), 27, 90 December 20, 2018

Any reproduction of this document must be done in full. No single part of this document may be reproduced without permission from STS, All Test Data Presented in this report is only applicable to presented Test sample.

Shenzhen STS Test Services Co., Ltd.
A 1/F, Building B, Zhuoke Science Park, No.190 Chongqing Road, HepingShequ,
Fuyong Sub-District, Bao'an District, Shenzhen, Guang Dong, China
TEL: +86-755 3688 6288 FAX: +86-755 3688 6277 E-mail:sts@stsapp.com





TEST RESULT CERTIFICATION

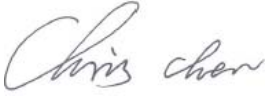
Applicant's Name: SIMCom Wireless Solutions Limited
 Address: Building 3, No.289 Linhong Road, Shanghai, China
Manufacture's Name: SIMCom Wireless Solutions Limited
 Address: Building 3, No.289 Linhong Road, Shanghai, China

Product description


Product Name: LPWA MODULE
 Brand Name: SIMCom
 Model Name: SIM7080G
 Series Model: N/A
Test Standards.....: 47 CFR Part 2, 22H, 24(E), 27, 90 December 20, 2018
 Test Procedure: KDB 971168 D01 v03r01, ANSI C63.26 2015

This device described above has been tested by STS, the test results show that the equipment under test (EUT) is in compliance with the FCC requirements. And it is applicable only to the tested sample identified in the report.
 This report shall not be reproduced except in full, without the written approval of STS, this document may be altered or revised by STS, personal only, and shall be noted in the revision of the document.

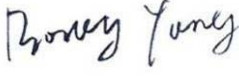
Date of Test.....:
 Date of receipt of test item.....: 22 June 2022
 Date (s) of performance of tests.: 22 June 2022 ~ 08 July 2022
 Date of Issue: 20 July 2022
 Test Result: Pass

Testing Engineer : 

 (Chris Chen)

Technical Manager : 

 (Sean she)

Authorized Signatory : 

 (Bovey Yang)





Table of Contents	Page
1. SUMMARY OF TEST RESULTS	5
2. GENERAL INFORMATION	6
3. RADIATED POWER AND EFFECTIVE ISOTROPIC RADIATED POWER	15
4. RADIATED SPURIOUS EMISSION	33
APPENDIX-PHOTOS OF TEST SETUP	64



**Revision History**

Rev.	Issue Date	Report NO.	Effect Page	Contents
00	08 July 2022	STS2206167W01	ALL	Initial Issue
01	20 July 2022	STS2206167W01	ALL	Update applicant address, manufacturer address, product name, software version number.





1. SUMMARY OF TEST RESULTS

1.1 TEST RESULTS DESCRIPTION AND LABORATORY INFORMATION

FCC Rule	Description	Limit	Result
§27.50(c)(10)	Effective Radiated Power	ERP < 3 Watt	PASS
§24.232(c) §27.50(h)(2)	Equivalent Isotropic Radiated Power	EIRP < 2Watt	PASS
§27.50(d)(4)	Equivalent Isotropic Radiated Power	EIRP < 1Watt	PASS
§22.913	Effective Radiated Power	ERP < 7 Watt	PASS
§90.635(b)	Effective Radiated Power	ERP < 100Watt	PASS
§2.1053 §22.917 §24.238(a) §27.53(g) §27.53(h)	Radiated Spurious Emission	< 43+10log10(P[Watts])	PASS
§2.1053 §27.53(m)(4)	Radiated Spurious Emission	< 55+10log10(P[Watts])	PASS

1.1.1 TEST FACTORY

SHENZHEN STS TEST SERVICES CO., LTD

Add. : A 1/F, Building B, Zhuoke Science Park, No.190 Chongqing Road, HepingShequ, Fuyong Sub-District, Bao'an District, Shenzhen, Guang Dong, China

FCC test Firm Registration Number: 625569

IC test Firm Registration Number: 12108A

A2LA Certificate No.: 4338.01

1.1.2 MEASUREMENT UNCERTAINTY

The reported uncertainty of measurement $y \pm U$, where expanded uncertainty U is based on a standard uncertainty multiplied by a coverage factor of $k=2$, providing a level of confidence of approximately 95 %.

No.	Item	Uncertainty
1	RF output power, conducted	± 0.87 dB
2	Unwanted Emissions, conducted	± 2.895 dB
3	All emissions, radiated 9K-30MHz	± 3.80 dB
4	All emissions, radiated 30M-1GHz	± 4.09 dB
5	All emissions, radiated 1G-6GHz	± 4.92 dB
6	All emissions, radiated >6G	± 5.49 dB
7	Conducted Emission (9KHz-30MHz)	± 2.73 dB



2. GENERAL INFORMATION

2.1 TECHNICAL SPECIFICATIONS AND REGULATIONS

2.1.1 PRODUCT DESCRIPTION

A major technical description of EUT is described as following:

Product Name:	LPWA MODULE
Trade Name	SIMCom
Model Name	SIM7080G
Series Model	N/A
Model Difference	N/A
Frequency Bands:	U.S. Bands: CAT-M FDD Band 2 CAT-M FDD Band 4 CAT-M FDD Band 12 CAT-M FDD Band 13 CAT-M FDD Band 25 CAT-M FDD Band 26
SIM CARD:	SIM 1 and SIM 2 is a chipset unit and tested as single chipset, SIM 1 is used to tested
Antenna:	External Antenna
Antenna gain:	CAT-M B2/B25: 9.85dBi, CAT-M B4: 10.85dBi, CAT-M B12: 6.61dBi, CAT-M B13: 8.02dBi, CAT-M B26: 6.29dBi
Power Rating:	Input: DC 3.8V
Extreme Vol. Limits:	2.7 V to 4.8V (Nominal 3.8V)
Extreme Temp. Tolerance:	-30°C to +50°C
Hardware version number:	V1.03
Software version number:	R1951.04



2.1.2 PRODUCT SPECIFICATION SUBJECTIVE TO THIS STANDARD

Product Specification Subjective To This Standard	
Tx Frequency	LTE Band 2:1850~1910MHz LTE Band 4:1710~1755MHz LTE Band 12:699~716MHz LTE Band 13:777~787MHz LTE Band 25:1850~1915MHz LTE Band 26:814~849MHz
Rx Frequency	LTE Band 2:1930 ~1990MHz LTE Band 4:2110~2155MHz LTE Band 12:729~746MHz LTE Band 13:746~756MHz LTE Band 25:1930~1995MHz LTE Band 26:859~894MHz
Bandwidth	LTE Band 2: 1.4MHz / 3MHz / 5MHz / 10MHz / 15MHz / 20MHz LTE Band 4: 1.4MHz / 3MHz / 5MHz / 10MHz / 15MHz /20MHz LTE Band 12: 1.4MHz / 3MHz / 5MHz / 10MHz LTE Band 13: 5MHz / 10MHz LTE Band 25: 1.4MHz / 3MHz / 5MHz / 10MHz / 15MHz /20MHz LTE Band 26: 1.4MHz / 3MHz / 5MHz / 10MHz/15MHz
Maximum Output Power	LTE Band 2: 24.31 dBm LTE Band 4: 23.51 dBm LTE Band 12: 24.33 dBm LTE Band 13: 23.94 dBm LTE Band 25: 24.07 dBm LTE Band 26: 25.31 dBm
Type of Modulation	QPSK /16QAM



2.1.3 EMISSION DESIGNATOR

LTE Band 2	Emission Designator	Emission Designator
BW(MHz)	(26dBc)QPSK	(26dBc)16QAM
1.4	1M27G7D	1M28W7D
3	1M28G7D	1M28W7D
5	1M31G7D	1M14W7D
10	1M31G7D	1M14W7D
15	1M31G7D	1M13W7D
20	1M32G7D	1M11W7D
LTE Band 4	Emission Designator	Emission Designator
BW(MHz)	(26dBc)QPSK	(26dBc)16QAM
1.4	1M27G7D	1M28W7D
3	1M28G7D	1M33W7D
5	1M33G7D	1M14W7D
10	1M33G7D	1M14W7D
15	1M31G7D	1M13W7D
20	1M33G7D	1M11W7D
LTE Band 12	Emission Designator	Emission Designator
BW(MHz)	(26dBc)QPSK	(26dBc)16QAM
1.4	1M28G7D	1M19W7D
3	1M28G7D	1M31W7D
5	1M32G7D	1M14W7D
10	1M32G7D	1M14W7D
LTE Band 13	Emission Designator	Emission Designator
BW(MHz)	(26dBc)QPSK	(26dBc)16QAM
5	1M32G7D	1M15W7D
10	1M29G7D	1M14W7D
LTE Band 25	Emission Designator	Emission Designator
BW(MHz)	(26dBc)QPSK	(26dBc)16QAM
1.4	1M27G7D	1M29W7D
3	1M30G7D	1M31W7D
5	1M31G7D	1M13W7D
10	1M30G7D	1M17W7D
15	1M31G7D	1M15W7D
20	1M30G7D	1M14W7D
LTE Band 26	Emission Designator	Emission Designator
BW(MHz)	(26dBc)QPSK	(26dBc)16QAM
1.4	1M27G7D	1M29W7D
3	1M28G7D	1M34W7D
5	1M32G7D	1M14W7D
10	1M30G7D	1M20W7D
15	1M30G7D	1M15W7D



2.1.4 TEST CONFIGURATION OF EQUIPMENT UNDER TEST

Antenna port conducted and radiated test items listed below are performed according to KDB 971168 D01 v03r01 and ANSI C63.26 2015 Power Meas. License Digital Systems with maximum output power. Radiated measurements are performed by rotating the EUT in three different orthogonal test planes to find the maximum emission.

Remark:

1. The mark 'v' means that this configuration is chosen for testing
2. The mark '-' means that this bandwidth is not supported.
3. The device is investigated from 30MHz to 10 times of fundamental signal for radiated

ITEMS	Band	Bandwidth (MHz)						Modulation		RB #		Test Channel		
		1.4	3	5	10	15	20	QPSK	16QAM	1	Full	L	M	H
Max. Output Power	2	v	v	v	v	v	v	v	v	v	v	v	v	v
	4	v	v	v	v	v	v	v	v	v	v	v	v	v
	12	v	v	v	v			v	v	v	v	v	v	v
	13			v	v			v	v	v	v		v	
	25	v	v	v	v	v	v	v	v	v	v	v	v	v
	26	v	v	v	v	v		v	v	v	v	v	v	v
Peak&Avera Ratio	2						v	v	v	v	v	v	v	v
	4						v	v	v	v	v	v	v	v
	12				v			v	v	v	v	v	v	v
	13				v			v	v	v	v		v	
	25						v	v	v	v	v	v	v	v
	26					v		v	v	v	v	v	v	v
26dB&99% Bandwidth	2	v	v	v	v	v	v	v	v		v	v	v	v
	4	v	v	v	v	v	v	v	v		v	v	v	v
	12	v	v	v	v			v	v		v	v	v	v
	13			v	v			v	v		v		v	
	25	v	v	v	v	v	v	v	v		v	v	v	v
	26	v	v	v	v	v		v	v		v	v	v	v
Conducted Band Edge	2	v	v	v	v	v	v	v	v	v	v	v	v	v
	4	v	v	v	v	v	v	v	v	v	v	v	v	v
	12	v	v	v	v			v	v	v	v	v	v	v
	13			v	v			v	v	v	v		v	
	25	v	v	v	v	v	v	v	v	v	v	v	v	v
	26	v	v	v	v	v		v	v	v	v	v	v	v
Conducted Spurious Emission	2	v	v	v	v	v	v	v	v	v		v	v	v
	4	v	v	v	v	v	v	v	v	v		v	v	v
	12	v	v	v	v			v	v	v		v	v	v
	13			v	v			v	v	v			v	
	25	v	v	v	v	v	v	v	v	v		v	v	v
	26	v	v	v	v	v		v	v	v		v	v	v



Frequency Stability	2				v			v			v		v	
	4				v			v			v		v	
	12				v			v			v		v	
	13				v			v			v		v	
	25				v			v			v		v	
	26				v			v			v		v	
E.R.P.& E.I.R.P.	2	v	v	v	v	v	v	v	v	v		v	v	v
	4	v	v	v	v	v	v	v	v	v		v	v	v
	12	v	v	v	v			v	v	v		v	v	v
	13			v	v			v	v	v			v	
	25	v	v	v	v	v	v	v	v	v		v	v	v
	26	v	v	v	v	v		v	v	v		v	v	v





2.1.5 RELATED SUBMITTAL(S) / GRANT (S)

This submittal(s) (test report) is intended for filing to comply with the 47 CFR Part 2, 22H, 24(E), 27, 90 December 20, 2018.

2.1.6 SPECIAL ACCESSORIES

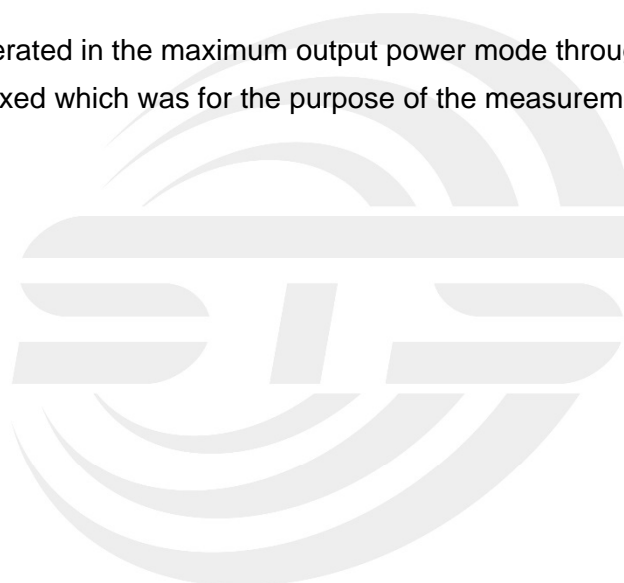
The battery and the charger, earphone supplied by the applicant were used as accessories and being tested with eut intended for fcc grant together.

2.1.7 EUT CONFIGURATION

The EUT configuration for testing is installed on RF field strength measurement to meet the Commission's requirement and operating in a manner which intends to maximize its emission characteristics in a continuous normal application.

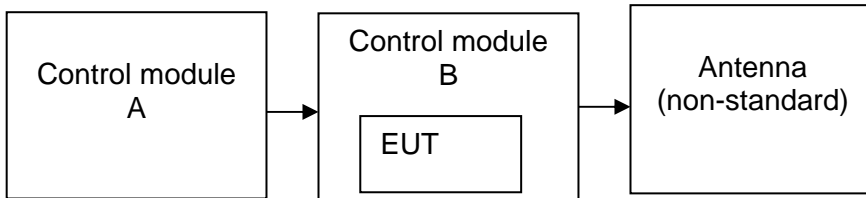
2.1.8 EUT EXERCISE

The Transmitter was operated in the maximum output power mode through Communication Tester. The TX frequency was fixed which was for the purpose of the measurements.



2.1.9 CONFIGURATION OF EUT SYSTEM

The EUT configuration for testing is installed on RF field strength measurement to meet the Commission’s requirement and operating in a manner which intends to maximize its emission characteristics in a continuous normal application.



As shown in figure




Table 2-1 Equipment Used in EUT System

Item	Equipment	Model No.	Serial No.	Note
1	Control module A	8PYA00-SIMCOM-EVB_V1.02	N/A	N/A
2	Control module B	8VC000-SIM7080G-TE II	N/A	N/A

Note:

- (1) The support equipment was authorized by Declaration of Confirmation.
- (2) For detachable type I/O cable should be specified the length in cm in 『Length』 column.



2.1.10 MEASUREMENT INSTRUMENTS

The radiated emission testing was performed according to the procedures of ANSI C63.26 2015 and FCC CFR 47 rules of 2.1046, 2.1047, 2.1049, 2.1051, 2.1053, 2.1055, 2.1057.

Radiation Test equipment

Kind of Equipment	Manufacturer	Type No.	Serial No.	Last calibration	Calibrated until
Test Receiver	R&S	ESCI	101427	2021.09.30	2022.09.29
Signal Analyzer	R&S	FSV 40-N	101823	2021.09.30	2022.09.29
Signal Generator	Agilent	83752A	3610A02740	2021.09.30	2022.09.29
Wireless Communications Test Set	R&S	CMW 500	131428	2022.03.01	2023.02.28
Bilog Antenna	TESEQ	CBL6111D	34678	2020.10.12	2022.10.11
Horn Antenna	SCHWARZBECK	BBHA 9120D	02014	2021.10.11	2023.10.10
Bilog Antenna	TESEQ	CBL6111D	45873	2020.10.12	2022.10.11
Horn Antenna	SCHWARZBECK	BBHA 9120D	9120D-1343	2020.10.12	2022.10.11
SHF-EHF Horn Antenna (18G-40GHz)	A-INFO	LB-180400-KF	J211020657	2020.10.12	2022.10.11
Pre-Amplifier (0.1M-3GHz)	EM	EM330	060665	2021.10.08	2022.10.07
Pre-Amplifier (1G-18GHz)	SKET	LNPA-01018G-45	SK2018080901	2021.09.30	2022.09.29
Pre-Amplifier (18G-40GHz)	SKET	LNPA-1840-50	SK2018101801	2021.09.28	2022.09.27
Turn table	EM	SC100_1	60531	N/A	N/A
Antenna mast	EM	SC100	N/A	N/A	N/A
Temperature & Humidity	HH660	Mieo	N/A	2021.10.09	2022.10.08
Test SW	BULUN	BL410-E/18.905			

RF Connected Test

Kind of Equipment	Manufacturer	Type No.	Serial No.	Last calibration	Calibrated until
Universal Radio communication tester	R&S	CMU200	111058	2021.09.29	2022.09.28
Wireless Communications Test Set	R&S	CMW 500	131428	2022.03.01	2023.02.28
Signal Analyzer	Agilent	N9020A	MY52440124	2022.03.01	2023.02.28
Temperature & Humidity test chamber	Safety test	AG80L	171200018	2022.03.01	2023.02.28
Programmable power supply	Agilent	E3642A	MY40002025	2021.10.08	2022.10.07
Temperature & Humidity	SW-108	SuWei	N/A	2022.03.02	2023.03.01
Test SW	FARAD	LZ-RF /LzRf-3A3			



2.1.11 MEASUREMENT RESULTS EXPLANATION EXAMPLE

For all conducted test items:

The offset level is set in the spectrum analyzer to compensate the RF cable loss and attenuator factor between EUT conducted output port and spectrum analyzer. With the offset compensation, the spectrum analyzer reading level is exactly the EUT RF output level.

The spectrum analyzer offset is derived from RF cable loss and attenuator factor.

Offset = RF Cable Loss + Attenuator Factor.



3. RADIATED POWER AND EFFECTIVE ISOTROPIC RADIATED POWER

3.1 DESCRIPTION OF THE ERP/EIRP MEASUREMENT

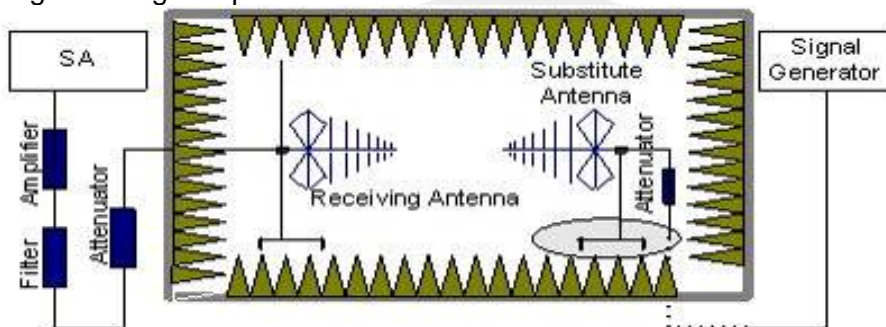
3.1.1 MEASUREMENT METHOD

Effective radiated power output measurements by substitution method according to ANSI C63.26 2015, and the spectrum analyzer configuration follows KDB 971168 D01 Power Meas. License Digital Systems. Mobile and portable (hand-held) stations operating are limited to average ERP, Equivalent isotropic radiated power output measurements by substitution method according to ANSI C63.26 2015, and the spectrum analyzer configuration follows KDB 971168 D01 Power Meas, Mobile and portable (hand-held) stations operating are limited to average EIRP.

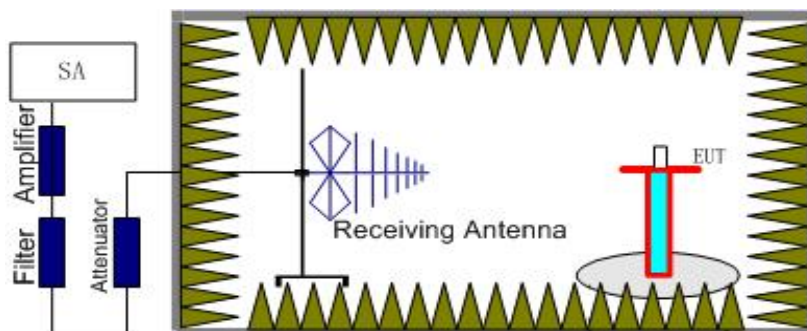
3.1.2 TEST SETUP

The procedure of radiated spurious emissions is as follows:

a) Pre-calibration With pre-calibration method, the Radiated Spurious Emissions(RSE) is calculated as, $RSE = R_x (dBuV) + CL (dB) + SA (dB) + Gain (dBi) - 107 (dBuV \text{ to } dBm)$ The SA is calibrated using following setup.



b) EUT was placed on a 1.5m non-conductive stand at a 3 m test distance from the receive antenna. A receiving antenna was placed on the antenna mast 3 m from the test item for emission measurements. The height of receiving antenna is 0.8m. The test setup refers to figure below. Detected emissions were maximized at each frequency by rotating the test item and adjusting the receiving antenna polarization. The radiated emission measurements of all non-harmonic and harmonics of the transmit frequency through the 10th harmonic measured with peak detector and 1MHz bandwidth.



Radiated emissions measurements were made only at the upper, middle, and lower carrier frequencies It was decided that measurements at these three carrier frequencies would be sufficient to demonstrate compliance with emissions limits because it was seen that all the significant spurs occur well outside the band and no radiation was seen from a carrier in one block of any band into any of the other blocks.

The substitution method is used. Substitution values at each frequency are measured before and saved to the test software. A "reference path loss" is established and the ARpl is the attenuation of "reference path loss", and including the gain of receive antenna, the gain of the preamplifier, the cable loss and the air loss. The measurement results are obtained as described below:

$$Power = P_{Mea} + AR_{pl}$$



3.1.3 TEST PROCEDURES

1. The testing follows FCC KDB 971168 D01v03r01 Section 5.6 and ANSI C63.26 2015 Section 5.2.
2. The EUT was placed on a non-conductive rotating platform 1.5 meters high in a semi-anechoic chamber. The radiated emission at the fundamental frequency was measured at 3 m with a test antenna and a spectrum analyzer with Peak detector.
3. During the measurement, the system simulator parameters were set to force the EUT transmitting at maximum output power. The maximum emission was recorded from analyzer power level (LVL) from the 360 degrees rotation of the turntable and the test antenna raised and lowered over a range from 1 to 4 m in both horizontally and vertically polarized orientations.
4. Effective Isotropic Radiated Power (EIRP) was measured by substitution method according to ANSI C63.26 2015. The EUT was replaced by dipole antenna (substitution antenna) at same location and then a known power from S.G. was applied into the dipole antenna through a Tx cable, and then recorded the maximum Analyzer reading through raised and lowered the test antenna. The correction factor (in dB) = S.G. - Tx Cable loss + Substitution antenna gain - Analyzer reading. Then the EUT's EIRP was calculated with the correction factor, $EIRP/ERP = LVL + \text{Correction factor}$
5. RB Set greater than bandwidth, VB Set spectrum analyzer Maximum support.





3.1.4 TEST RESULTS

Note: Test is divided into three directions, X/Y/Z. X pattern for the worst.

Radiated Power (EIRP) for LTE Band 2 / 1.4M									
Modulation	RB		Channel	Result					Conclusion
	Size	Offset		S G.Level (dBm)	Cable loss	Gain (dBi)	PMeas E.R.P(dBm)	Polarization Of Max. ERP	
QPSK	1	0	Lowest	12.52	2.37	10.40	20.55	Horizontal	Pass
	1	0	Middle	11.82	2.39	10.42	19.85	Horizontal	Pass
	1	0	Highest	11.98	2.40	10.44	20.02	Horizontal	Pass
	1	0	Lowest	14.91	2.37	10.40	22.94	Vertical	Pass
	1	0	Middle	14.55	2.39	10.42	22.58	Vertical	Pass
	1	0	Highest	14.55	2.40	10.44	22.59	Vertical	Pass
16QAM	1	0	Lowest	12.05	2.37	10.40	20.08	Horizontal	Pass
	1	0	Middle	11.8	2.39	10.42	19.83	Horizontal	Pass
	1	0	Highest	12.29	2.40	10.44	20.33	Horizontal	Pass
	1	0	Lowest	14.45	2.37	10.40	22.48	Vertical	Pass
	1	0	Middle	14.4	2.39	10.42	22.43	Vertical	Pass
	1	0	Highest	14.29	2.40	10.44	22.33	Vertical	Pass
Limit	EIRP<2W=33dBm								

Radiated Power (EIRP) for LTE Band 2 / 3M									
Modulation	RB		Channel	Result					Conclusion
	Size	Offset		S G.Level (dBm)	Cable loss	Gain (dBi)	PMeas E.R.P(dBm)	Polarization Of Max. ERP	
QPSK	1	0	Lowest	12.36	2.37	10.40	20.39	Horizontal	Pass
	1	0	Middle	12.51	2.39	10.42	20.54	Horizontal	Pass
	1	0	Highest	11.83	2.40	10.44	19.87	Horizontal	Pass
	1	0	Lowest	15.24	2.37	10.40	23.27	Vertical	Pass
	1	0	Middle	14.67	2.39	10.42	22.70	Vertical	Pass
	1	0	Highest	14.28	2.40	10.44	22.32	Vertical	Pass
16QAM	1	0	Lowest	11.82	2.37	10.40	19.85	Horizontal	Pass
	1	0	Middle	12.32	2.39	10.42	20.35	Horizontal	Pass
	1	0	Highest	11.53	2.40	10.44	19.57	Horizontal	Pass
	1	0	Lowest	14.71	2.37	10.40	22.74	Vertical	Pass
	1	0	Middle	14.56	2.39	10.42	22.59	Vertical	Pass
	1	0	Highest	14.93	2.40	10.44	22.97	Vertical	Pass
Limit	EIRP<2W=33dBm								



Radiated Power (EIRP) for LTE Band 2 / 5M									
Modulation	RB		Channel	Result					Conclusion
	Size	Offset		S G.Level (dBm)	Cable loss	Gain (dBi)	PMeas E.R.P(dBm)	Polarization Of Max. ERP	
QPSK	1	0	Lowest	11.93	2.37	10.40	19.96	Horizontal	Pass
	1	0	Middle	12.72	2.39	10.42	20.75	Horizontal	Pass
	1	0	Highest	12.79	2.40	10.44	20.83	Horizontal	Pass
	1	0	Lowest	14.78	2.37	10.40	22.81	Vertical	Pass
	1	0	Middle	14.79	2.39	10.42	22.82	Vertical	Pass
	1	0	Highest	15.21	2.40	10.44	23.25	Vertical	Pass
16QAM	1	0	Lowest	12.06	2.37	10.40	20.09	Horizontal	Pass
	1	0	Middle	13.09	2.39	10.42	21.12	Horizontal	Pass
	1	0	Highest	12.62	2.40	10.44	20.66	Horizontal	Pass
	1	0	Lowest	15.01	2.37	10.40	23.04	Vertical	Pass
	1	0	Middle	15.15	2.39	10.42	23.18	Vertical	Pass
	1	0	Highest	14.98	2.40	10.44	23.02	Vertical	Pass
Limit	EIRP<2W=33dBm								

Radiated Power (EIRP) for LTE Band 2 / 10M									
Modulation	RB		Channel	Result					Conclusion
	Size	Offset		S G.Level (dBm)	Cable loss	Gain (dBi)	PMeas E.R.P(dBm)	Polarization Of Max. ERP	
QPSK	1	0	Lowest	12.49	2.37	10.40	20.52	Horizontal	Pass
	1	0	Middle	13.38	2.39	10.42	21.41	Horizontal	Pass
	1	0	Highest	12.5	2.40	10.44	20.54	Horizontal	Pass
	1	0	Lowest	15.33	2.37	10.40	23.36	Vertical	Pass
	1	0	Middle	15.33	2.39	10.42	23.36	Vertical	Pass
	1	0	Highest	15.05	2.40	10.44	23.09	Vertical	Pass
16QAM	1	0	Lowest	12.64	2.37	10.40	20.67	Horizontal	Pass
	1	0	Middle	11.98	2.39	10.42	20.01	Horizontal	Pass
	1	0	Highest	13	2.40	10.44	21.04	Horizontal	Pass
	1	0	Lowest	14.78	2.37	10.40	22.81	Vertical	Pass
	1	0	Middle	14.99	2.39	10.42	23.02	Vertical	Pass
	1	0	Highest	15.16	2.40	10.44	23.20	Vertical	Pass
Limit	EIRP<2W=33dBm								



Radiated Power (EIRP) for LTE Band 2 / 15M									
Modulation	RB		Channel	Result					Conclusion
	Size	Offset		S G.Level (dBm)	Cable loss	Gain (dBi)	PMeas E.R.P(dBm)	Polarization Of Max. ERP	
QPSK	1	0	Lowest	12.75	2.37	10.40	20.78	Horizontal	Pass
	1	0	Middle	12.85	2.39	10.42	20.88	Horizontal	Pass
	1	0	Highest	12.35	2.40	10.44	20.39	Horizontal	Pass
	1	0	Lowest	15.33	2.37	10.40	23.36	Vertical	Pass
	1	0	Middle	15.39	2.39	10.42	23.42	Vertical	Pass
	1	0	Highest	15.19	2.40	10.44	23.23	Vertical	Pass
16QAM	1	0	Lowest	12.59	2.37	10.40	20.62	Horizontal	Pass
	1	0	Middle	12.48	2.39	10.42	20.51	Horizontal	Pass
	1	0	Highest	12.77	2.40	10.44	20.81	Horizontal	Pass
	1	0	Lowest	15.13	2.37	10.40	23.16	Vertical	Pass
	1	0	Middle	15.02	2.39	10.42	23.05	Vertical	Pass
	1	0	Highest	14.93	2.40	10.44	22.97	Vertical	Pass
Limit	EIRP<2W=33dBm								

Radiated Power (EIRP) for LTE Band 2 / 20M									
Modulation	RB		Channel	Result					Conclusion
	Size	Offset		S G.Level (dBm)	Cable loss	Gain (dBi)	PMeas E.R.P(dBm)	Polarization Of Max. ERP	
QPSK	1	0	Lowest	12.48	2.37	10.40	20.51	Horizontal	Pass
	1	0	Middle	13.67	2.39	10.42	21.70	Horizontal	Pass
	1	0	Highest	12.1	2.40	10.44	20.14	Horizontal	Pass
	1	0	Lowest	15.53	2.37	10.40	23.56	Vertical	Pass
	1	0	Middle	15.51	2.39	10.42	23.54	Vertical	Pass
	1	0	Highest	14.73	2.40	10.44	22.77	Vertical	Pass
16QAM	1	0	Lowest	13.24	2.37	10.40	21.27	Horizontal	Pass
	1	0	Middle	12.68	2.39	10.42	20.71	Horizontal	Pass
	1	0	Highest	11.45	2.40	10.44	19.49	Horizontal	Pass
	1	0	Lowest	15.41	2.37	10.40	23.44	Vertical	Pass
	1	0	Middle	15.08	2.39	10.42	23.11	Vertical	Pass
	1	0	Highest	14.35	2.40	10.44	22.39	Vertical	Pass
Limit	EIRP<2W=33dBm								



Radiated Power (EIRP) for LTE Band 4 / 1.4M									
Modulation	RB		Channel	Result					Conclusion
	Size	Offset		S G.Level (dBm)	Cable loss	Gain (dBi)	PMeas E.R.P(dBm)	Polarization Of Max. ERP	
QPSK	1	0	Lowest	11.73	2.35	10.13	19.51	Horizontal	Pass
	1	0	Middle	10.75	2.36	10.16	18.55	Horizontal	Pass
	1	0	Highest	11.25	2.37	10.22	19.10	Horizontal	Pass
	1	0	Lowest	13.81	2.35	10.13	21.59	Vertical	Pass
	1	0	Middle	13.49	2.36	10.16	21.29	Vertical	Pass
	1	0	Highest	14.1	2.37	10.22	21.95	Vertical	Pass
16QAM	1	0	Lowest	11.09	2.35	10.13	18.87	Horizontal	Pass
	1	0	Middle	11.41	2.36	10.16	19.21	Horizontal	Pass
	1	0	Highest	11.05	2.37	10.22	18.90	Horizontal	Pass
	1	0	Lowest	13.61	2.35	10.13	21.39	Vertical	Pass
	1	0	Middle	13.75	2.36	10.16	21.55	Vertical	Pass
1	0	Highest	13.62	2.37	10.22	21.47	Vertical	Pass	
Limit	EIRP<1W=30dBm								

Radiated Power (EIRP) for LTE Band 4 / 3M									
Modulation	RB		Channel	Result					Conclusion
	Size	Offset		S G.Level (dBm)	Cable loss	Gain (dBi)	PMeas E.R.P(dBm)	Polarization Of Max. ERP	
QPSK	1	0	Lowest	11.76	2.35	10.13	19.54	Horizontal	Pass
	1	0	Middle	12.09	2.36	10.16	19.89	Horizontal	Pass
	1	0	Highest	12.04	2.37	10.22	19.89	Horizontal	Pass
	1	0	Lowest	14.46	2.35	10.13	22.24	Vertical	Pass
	1	0	Middle	14.66	2.36	10.16	22.46	Vertical	Pass
	1	0	Highest	14.36	2.37	10.22	22.21	Vertical	Pass
16QAM	1	0	Lowest	11.96	2.35	10.13	19.74	Horizontal	Pass
	1	0	Middle	12.32	2.36	10.16	20.12	Horizontal	Pass
	1	0	Highest	11.65	2.37	10.22	19.50	Horizontal	Pass
	1	0	Lowest	14.3	2.35	10.13	22.08	Vertical	Pass
	1	0	Middle	14.52	2.36	10.16	22.32	Vertical	Pass
1	0	Highest	14.1	2.37	10.22	21.95	Vertical	Pass	
Limit	EIRP<1W=30dBm								



Radiated Power (EIRP) for LTE Band 4 / 5M									
Modulation	RB		Channel	Result					Conclusion
	Size	Offset		S G.Level (dBm)	Cable loss	Gain (dBi)	PMeas E.R.P(dBm)	Polarization Of Max. ERP	
QPSK	1	0	Lowest	11.88	2.35	10.13	19.66	Horizontal	Pass
	1	0	Middle	12.94	2.36	10.16	20.74	Horizontal	Pass
	1	0	Highest	11.57	2.37	10.22	19.42	Horizontal	Pass
	1	0	Lowest	14.71	2.35	10.13	22.49	Vertical	Pass
	1	0	Middle	14.69	2.36	10.16	22.49	Vertical	Pass
	1	0	Highest	14.45	2.37	10.22	22.30	Vertical	Pass
16QAM	1	0	Lowest	11.61	2.35	10.13	19.39	Horizontal	Pass
	1	0	Middle	10.95	2.36	10.16	18.75	Horizontal	Pass
	1	0	Highest	12.07	2.37	10.22	19.92	Horizontal	Pass
	1	0	Lowest	14.19	2.35	10.13	21.97	Vertical	Pass
	1	0	Middle	14.77	2.36	10.16	22.57	Vertical	Pass
	1	0	Highest	14.3	2.37	10.22	22.15	Vertical	Pass
Limit	EIRP<1W=30dBm								

Radiated Power (EIRP) for LTE Band 4 / 10M									
Modulation	RB		Channel	Result					Conclusion
	Size	Offset		S G.Level (dBm)	Cable loss	Gain (dBi)	PMeas E.R.P(dBm)	Polarization Of Max. ERP	
QPSK	1	0	Lowest	11.67	2.35	10.13	19.45	Horizontal	Pass
	1	0	Middle	11.57	2.36	10.16	19.37	Horizontal	Pass
	1	0	Highest	11.43	2.37	10.22	19.28	Horizontal	Pass
	1	0	Lowest	14.16	2.35	10.13	21.94	Vertical	Pass
	1	0	Middle	14.49	2.36	10.16	22.29	Vertical	Pass
	1	0	Highest	14.43	2.37	10.22	22.28	Vertical	Pass
16QAM	1	0	Lowest	11.32	2.35	10.13	19.10	Horizontal	Pass
	1	0	Middle	11.03	2.36	10.16	18.83	Horizontal	Pass
	1	0	Highest	11.6	2.37	10.22	19.45	Horizontal	Pass
	1	0	Lowest	14.12	2.35	10.13	21.90	Vertical	Pass
	1	0	Middle	13.81	2.36	10.16	21.61	Vertical	Pass
	1	0	Highest	14.29	2.37	10.22	22.14	Vertical	Pass
Limit	EIRP<1W=30dBm								



Radiated Power (EIRP) for LTE Band 4 / 15M									
Modulation	RB		Channel	Result					Conclusion
	Size	Offset		S G.Level (dBm)	Cable loss	Gain (dBi)	PMeas E.R.P(dBm)	Polarization Of Max. ERP	
QPSK	1	0	Lowest	12.8	2.35	10.13	20.58	Horizontal	Pass
	1	0	Middle	12.62	2.36	10.16	20.42	Horizontal	Pass
	1	0	Highest	12.31	2.37	10.22	20.16	Horizontal	Pass
	1	0	Lowest	14.84	2.35	10.13	22.62	Vertical	Pass
	1	0	Middle	14.59	2.36	10.16	22.39	Vertical	Pass
	1	0	Highest	14.93	2.37	10.22	22.78	Vertical	Pass
16QAM	1	0	Lowest	11.88	2.35	10.13	19.66	Horizontal	Pass
	1	0	Middle	12.05	2.36	10.16	19.85	Horizontal	Pass
	1	0	Highest	11.82	2.37	10.22	19.67	Horizontal	Pass
	1	0	Lowest	14.55	2.35	10.13	22.33	Vertical	Pass
	1	0	Middle	14.58	2.36	10.16	22.38	Vertical	Pass
	1	0	Highest	14.7	2.37	10.22	22.55	Vertical	Pass
Limit	EIRP<1W=30dBm								

Radiated Power (EIRP) for LTE Band 4 / 20M									
Modulation	RB		Channel	Result					Conclusion
	Size	Offset		S G.Level (dBm)	Cable loss	Gain (dBi)	PMeas E.R.P(dBm)	Polarization Of Max. ERP	
QPSK	1	0	Lowest	11.97	2.35	10.13	19.75	Horizontal	Pass
	1	0	Middle	12.05	2.36	10.16	19.85	Horizontal	Pass
	1	0	Highest	12.15	2.37	10.22	20.00	Horizontal	Pass
	1	0	Lowest	14.75	2.35	10.13	22.53	Vertical	Pass
	1	0	Middle	14.96	2.36	10.16	22.76	Vertical	Pass
	1	0	Highest	15.06	2.37	10.22	22.91	Vertical	Pass
16QAM	1	0	Lowest	11.92	2.35	10.13	19.70	Horizontal	Pass
	1	0	Middle	12.16	2.36	10.16	19.96	Horizontal	Pass
	1	0	Highest	11.96	2.37	10.22	19.81	Horizontal	Pass
	1	0	Lowest	14.7	2.35	10.13	22.48	Vertical	Pass
	1	0	Middle	14.76	2.36	10.16	22.56	Vertical	Pass
	1	0	Highest	14.83	2.37	10.22	22.68	Vertical	Pass
Limit	EIRP<1W=30dBm								



Radiated Power (ERP) for LTE Band 12 / 1.4M									
Modulation	RB		Channel	Result					Conclusion
	Size	Offset		S G.Level (dBm)	Cable loss	Gain (dBi)	PMeas E.R.P(dBm)	Polarization Of Max. ERP	
QPSK	1	0	Lowest	15.25	1.21	6.40	20.44	Horizontal	Pass
	1	0	Middle	15.5	1.22	6.40	20.68	Horizontal	Pass
	1	0	Highest	15.4	1.23	6.40	20.57	Horizontal	Pass
	1	0	Lowest	18.26	1.21	6.40	23.45	Vertical	Pass
	1	0	Middle	18.23	1.22	6.40	23.41	Vertical	Pass
	1	0	Highest	17.71	1.23	6.40	22.88	Vertical	Pass
16QAM	1	0	Lowest	15.02	1.21	6.40	20.21	Horizontal	Pass
	1	0	Middle	15.7	1.22	6.40	20.88	Horizontal	Pass
	1	0	Highest	15.02	1.23	6.40	20.19	Horizontal	Pass
	1	0	Lowest	17.39	1.21	6.40	22.58	Vertical	Pass
	1	0	Middle	17.64	1.22	6.40	22.82	Vertical	Pass
	1	0	Highest	17.63	1.23	6.40	22.80	Vertical	Pass
Limit	ERP<3W=34.77dBm								

Radiated Power (ERP) for LTE Band 12 / 3M									
Modulation	RB		Channel	Result					Conclusion
	Size	Offset		S G.Level (dBm)	Cable loss	Gain (dBi)	PMeas E.R.P(dBm)	Polarization Of Max. ERP	
QPSK	1	0	Lowest	15.47	1.21	6.40	20.66	Horizontal	Pass
	1	0	Middle	14.89	1.22	6.40	20.07	Horizontal	Pass
	1	0	Highest	15.93	1.23	6.40	21.10	Horizontal	Pass
	1	0	Lowest	17.79	1.21	6.40	22.98	Vertical	Pass
	1	0	Middle	17.35	1.22	6.40	22.53	Vertical	Pass
	1	0	Highest	17.95	1.23	6.40	23.12	Vertical	Pass
16QAM	1	0	Lowest	15.62	1.21	6.40	20.81	Horizontal	Pass
	1	0	Middle	14.23	1.22	6.40	19.41	Horizontal	Pass
	1	0	Highest	15.05	1.23	6.40	20.22	Horizontal	Pass
	1	0	Lowest	18.15	1.21	6.40	23.34	Vertical	Pass
	1	0	Middle	16.94	1.22	6.40	22.12	Vertical	Pass
	1	0	Highest	17.73	1.23	6.40	22.90	Vertical	Pass
Limit	ERP<3W=34.77dBm								



Radiated Power (ERP) for LTE Band 12 / 5M									
Modulation	RB		Channel	Result					Conclusion
	Size	Offset		S G.Level (dBm)	Cable loss	Gain (dBi)	PMeas E.R.P(dBm)	Polarization Of Max. ERP	
QPSK	1	0	Lowest	15.06	1.21	6.40	20.25	Horizontal	Pass
	1	0	Middle	14.94	1.22	6.40	20.12	Horizontal	Pass
	1	0	Highest	15.68	1.23	6.40	20.85	Horizontal	Pass
	1	0	Lowest	17.9	1.21	6.40	23.09	Vertical	Pass
	1	0	Middle	18.2	1.22	6.40	23.38	Vertical	Pass
	1	0	Highest	18.66	1.23	6.40	23.83	Vertical	Pass
16QAM	1	0	Lowest	15.11	1.21	6.40	20.30	Horizontal	Pass
	1	0	Middle	15.42	1.22	6.40	20.60	Horizontal	Pass
	1	0	Highest	15.32	1.23	6.40	20.49	Horizontal	Pass
	1	0	Lowest	17.96	1.21	6.40	23.15	Vertical	Pass
	1	0	Middle	17.53	1.22	6.40	22.71	Vertical	Pass
	1	0	Highest	17.78	1.23	6.40	22.95	Vertical	Pass
Limit	ERP<3W=34.77dBm								

Radiated Power (ERP) for LTE Band 12 / 10M									
Modulation	RB		Channel	Result					Conclusion
	Size	Offset		S G.Level (dBm)	Cable loss	Gain (dBi)	PMeas E.R.P(dBm)	Polarization Of Max. ERP	
QPSK	1	0	Lowest	15.83	1.21	6.40	21.02	Horizontal	Pass
	1	0	Middle	16.47	1.22	6.40	21.65	Horizontal	Pass
	1	0	Highest	16.55	1.23	6.40	21.72	Horizontal	Pass
	1	0	Lowest	18.41	1.21	6.40	23.60	Vertical	Pass
	1	0	Middle	18.54	1.22	6.40	23.72	Vertical	Pass
	1	0	Highest	18.83	1.23	6.40	24.00	Vertical	Pass
16QAM	1	0	Lowest	15.3	1.21	6.40	20.49	Horizontal	Pass
	1	0	Middle	15.71	1.22	6.40	20.89	Horizontal	Pass
	1	0	Highest	15.69	1.23	6.40	20.86	Horizontal	Pass
	1	0	Lowest	18.14	1.21	6.40	23.33	Vertical	Pass
	1	0	Middle	18.27	1.22	6.40	23.45	Vertical	Pass
	1	0	Highest	17.86	1.23	6.40	23.03	Vertical	Pass
Limit	ERP<3W=34.77dBm								



Radiated Power (ERP) for LTE Band 13 / 5M									
Modulation	RB		Channel	Result					Conclusion
	Size	Offset		S G.Level (dBm)	Cable loss	Gain (dBi)	PMeas E.R.P(dBm)	Polarization Of Max. ERP	
QPSK	1	0	Lowest	15.41	1.21	6.40	20.60	Horizontal	Pass
	1	0	Middle	14.82	1.22	6.40	20.00	Horizontal	Pass
	1	0	Highest	15.41	1.23	6.40	20.58	Horizontal	Pass
	1	0	Lowest	17.42	1.21	6.40	22.61	Vertical	Pass
	1	0	Middle	17.89	1.22	6.40	23.07	Vertical	Pass
	1	0	Highest	17.67	1.23	6.40	22.84	Vertical	Pass
16QAM	1	0	Lowest	14.97	1.21	6.40	20.16	Horizontal	Pass
	1	0	Middle	14.41	1.22	6.40	19.59	Horizontal	Pass
	1	0	Highest	14.6	1.23	6.40	19.77	Horizontal	Pass
	1	0	Lowest	17.66	1.21	6.40	22.85	Vertical	Pass
	1	0	Middle	17.45	1.22	6.40	22.63	Vertical	Pass
	1	0	Highest	17.53	1.23	6.40	22.70	Vertical	Pass
Limit	ERP<3W=34.77dBm								

Radiated Power (ERP) for LTE Band 13 / 10M									
Modulation	RB		Channel	Result					Conclusion
	Size	Offset		S G.Level (dBm)	Cable loss	Gain (dBi)	PMeas E.R.P(dBm)	Polarization Of Max. ERP	
QPSK	1	0	Middle	15.98	1.22	6.40	21.16	Horizontal	Pass
	1	0	Middle	18.37	1.22	6.40	23.55	Vertical	Pass
16QAM	1	0	Middle	14.54	1.22	6.40	19.72	Horizontal	Pass
	1	0	Middle	17.4	1.22	6.40	22.58	Vertical	Pass
Limit	ERP<3W=34.77dBm								



Radiated Power (EIRP) for LTE Band 25 / 1.4M									
Modulation	RB		Channel	Result					Conclusion
	Size	Offset		S G.Level (dBm)	Cable loss	Gain (dBi)	PMeas E.R.P(dBm)	Polarization Of Max. ERP	
QPSK	1	0	Lowest	12.34	2.37	10.40	20.37	Horizontal	Pass
	1	0	Middle	11.99	2.39	10.42	20.02	Horizontal	Pass
	1	0	Highest	11.77	2.40	10.44	19.81	Horizontal	Pass
	1	0	Lowest	14.78	2.37	10.40	22.81	Vertical	Pass
	1	0	Middle	14.22	2.39	10.42	22.25	Vertical	Pass
	1	0	Highest	14.64	2.40	10.44	22.68	Vertical	Pass
16QAM	1	0	Lowest	11.57	2.37	10.40	19.60	Horizontal	Pass
	1	0	Middle	11.67	2.39	10.42	19.70	Horizontal	Pass
	1	0	Highest	12.1	2.40	10.44	20.14	Horizontal	Pass
	1	0	Lowest	14.21	2.37	10.40	22.24	Vertical	Pass
	1	0	Middle	14.34	2.39	10.42	22.37	Vertical	Pass
	1	0	Highest	14.49	2.40	10.44	22.53	Vertical	Pass
Limit	EIRP<2W=33dBm								

Radiated Power (EIRP) for LTE Band 25 / 3M									
Modulation	RB		Channel	Result					Conclusion
	Size	Offset		S G.Level (dBm)	Cable loss	Gain (dBi)	PMeas E.R.P(dBm)	Polarization Of Max. ERP	
QPSK	1	0	Lowest	11.92	2.37	10.40	19.95	Horizontal	Pass
	1	0	Middle	12	2.39	10.42	20.03	Horizontal	Pass
	1	0	Highest	11.85	2.40	10.44	19.89	Horizontal	Pass
	1	0	Lowest	14.77	2.37	10.40	22.80	Vertical	Pass
	1	0	Middle	14.96	2.39	10.42	22.99	Vertical	Pass
	1	0	Highest	14.88	2.40	10.44	22.92	Vertical	Pass
16QAM	1	0	Lowest	12.16	2.37	10.40	20.19	Horizontal	Pass
	1	0	Middle	12.12	2.39	10.42	20.15	Horizontal	Pass
	1	0	Highest	12.02	2.40	10.44	20.06	Horizontal	Pass
	1	0	Lowest	14.62	2.37	10.40	22.65	Vertical	Pass
	1	0	Middle	14.79	2.39	10.42	22.82	Vertical	Pass
	1	0	Highest	14.75	2.40	10.44	22.79	Vertical	Pass
Limit	EIRP<2W=33dBm								



Radiated Power (EIRP) for LTE Band 25 / 5M									
Modulation	RB		Channel	Result					Conclusion
	Size	Offset		S G.Level (dBm)	Cable loss	Gain (dBi)	PMeas E.R.P(dBm)	Polarization Of Max. ERP	
QPSK	1	0	Lowest	12.06	2.37	10.40	20.09	Horizontal	Pass
	1	0	Middle	11.9	2.39	10.42	19.93	Horizontal	Pass
	1	0	Highest	12.54	2.40	10.44	20.58	Horizontal	Pass
	1	0	Lowest	15.05	2.37	10.40	23.08	Vertical	Pass
	1	0	Middle	14.79	2.39	10.42	22.82	Vertical	Pass
	1	0	Highest	14.87	2.40	10.44	22.91	Vertical	Pass
16QAM	1	0	Lowest	12.15	2.37	10.40	20.18	Horizontal	Pass
	1	0	Middle	11.72	2.39	10.42	19.75	Horizontal	Pass
	1	0	Highest	11.39	2.40	10.44	19.43	Horizontal	Pass
	1	0	Lowest	14.87	2.37	10.40	22.90	Vertical	Pass
	1	0	Middle	14.35	2.39	10.42	22.38	Vertical	Pass
1	0	Highest	14.05	2.40	10.44	22.09	Vertical	Pass	
Limit	EIRP<2W=33dBm								

Radiated Power (EIRP) for LTE Band 25 / 10M									
Modulation	RB		Channel	Result					Conclusion
	Size	Offset		S G.Level (dBm)	Cable loss	Gain (dBi)	PMeas E.R.P(dBm)	Polarization Of Max. ERP	
QPSK	1	0	Lowest	12.69	2.37	10.40	20.72	Horizontal	Pass
	1	0	Middle	11.97	2.39	10.42	20.00	Horizontal	Pass
	1	0	Highest	11.86	2.40	10.44	19.90	Horizontal	Pass
	1	0	Lowest	14.77	2.37	10.40	22.80	Vertical	Pass
	1	0	Middle	14.68	2.39	10.42	22.71	Vertical	Pass
	1	0	Highest	15.01	2.40	10.44	23.05	Vertical	Pass
16QAM	1	0	Lowest	11.82	2.37	10.40	19.85	Horizontal	Pass
	1	0	Middle	12.4	2.39	10.42	20.43	Horizontal	Pass
	1	0	Highest	12.41	2.40	10.44	20.45	Horizontal	Pass
	1	0	Lowest	14.75	2.37	10.40	22.78	Vertical	Pass
	1	0	Middle	14.74	2.39	10.42	22.77	Vertical	Pass
1	0	Highest	14.47	2.40	10.44	22.51	Vertical	Pass	
Limit	EIRP<2W=33dBm								



Radiated Power (EIRP) for LTE Band 25 / 15M									
Modulation	RB		Channel	Result					Conclusion
	Size	Offset		S G.Level (dBm)	Cable loss	Gain (dBi)	PMeas E.R.P(dBm)	Polarization Of Max. ERP	
QPSK	1	0	Lowest	11.89	2.37	10.40	19.92	Horizontal	Pass
	1	0	Middle	12.11	2.39	10.42	20.14	Horizontal	Pass
	1	0	Highest	11.99	2.40	10.44	20.03	Horizontal	Pass
	1	0	Lowest	14.96	2.37	10.40	22.99	Vertical	Pass
	1	0	Middle	14.84	2.39	10.42	22.87	Vertical	Pass
	1	0	Highest	14.64	2.40	10.44	22.68	Vertical	Pass
16QAM	1	0	Lowest	12.45	2.37	10.40	20.48	Horizontal	Pass
	1	0	Middle	12.34	2.39	10.42	20.37	Horizontal	Pass
	1	0	Highest	11.66	2.40	10.44	19.70	Horizontal	Pass
	1	0	Lowest	15.02	2.37	10.40	23.05	Vertical	Pass
	1	0	Middle	14.66	2.39	10.42	22.69	Vertical	Pass
1	0	Highest	14.72	2.40	10.44	22.76	Vertical	Pass	
Limit	EIRP<2W=33dBm								

Radiated Power (EIRP) for LTE Band 25 / 20M									
Modulation	RB		Channel	Result					Conclusion
	Size	Offset		S G.Level (dBm)	Cable loss	Gain (dBi)	PMeas E.R.P(dBm)	Polarization Of Max. ERP	
QPSK	1	0	Lowest	12.77	2.37	10.40	20.80	Horizontal	Pass
	1	0	Middle	12.3	2.39	10.42	20.33	Horizontal	Pass
	1	0	Highest	12.48	2.40	10.44	20.52	Horizontal	Pass
	1	0	Lowest	15.25	2.37	10.40	23.28	Vertical	Pass
	1	0	Middle	15.17	2.39	10.42	23.20	Vertical	Pass
	1	0	Highest	15.58	2.40	10.44	23.62	Vertical	Pass
16QAM	1	0	Lowest	12.4	2.37	10.40	20.43	Horizontal	Pass
	1	0	Middle	12.83	2.39	10.42	20.86	Horizontal	Pass
	1	0	Highest	12.04	2.40	10.44	20.08	Horizontal	Pass
	1	0	Lowest	15.14	2.37	10.40	23.17	Vertical	Pass
	1	0	Middle	15.38	2.39	10.42	23.41	Vertical	Pass
1	0	Highest	14.8	2.40	10.44	22.84	Vertical	Pass	
Limit	EIRP<2W=33dBm								



Radiated Power (ERP) for LTE Band 26(Part 22) / 1.4M									
Modulation	RB		Channel	Result					Conclusion
	Size	Offset		S G.Level (dBm)	Cable loss	Gain (dBi)	PMeas E.R.P(dBm)	Polarization Of Max. ERP	
QPSK	1	0	Lowest	12.14	2.35	10.13	19.92	Horizontal	Pass
	1	0	Middle	11.83	2.36	10.16	19.63	Horizontal	Pass
	1	0	Highest	12.28	2.37	10.22	20.13	Horizontal	Pass
	1	0	Lowest	14.6	2.35	10.13	22.38	Vertical	Pass
	1	0	Middle	15.01	2.36	10.16	22.81	Vertical	Pass
	1	0	Highest	15.16	2.37	10.22	23.01	Vertical	Pass
16QAM	1	0	Lowest	12.17	2.35	10.13	19.95	Horizontal	Pass
	1	0	Middle	12.8	2.36	10.16	20.60	Horizontal	Pass
	1	0	Highest	12.42	2.37	10.22	20.27	Horizontal	Pass
	1	0	Lowest	14.66	2.35	10.13	22.44	Vertical	Pass
	1	0	Middle	15.19	2.36	10.16	22.99	Vertical	Pass
	1	0	Highest	14.76	2.37	10.22	22.61	Vertical	Pass
Limit	ERP<1W=30dBm								

Radiated Power (ERP) for LTE Band 26(Part 22) / 3M									
Modulation	RB		Channel	Result					Conclusion
	Size	Offset		S G.Level (dBm)	Cable loss	Gain (dBi)	PMeas E.R.P(dBm)	Polarization Of Max. ERP	
QPSK	1	0	Lowest	12.23	2.35	10.13	20.01	Horizontal	Pass
	1	0	Middle	12.95	2.36	10.16	20.75	Horizontal	Pass
	1	0	Highest	12.04	2.37	10.22	19.89	Horizontal	Pass
	1	0	Lowest	15.15	2.35	10.13	22.93	Vertical	Pass
	1	0	Middle	15.41	2.36	10.16	23.21	Vertical	Pass
	1	0	Highest	14.99	2.37	10.22	22.84	Vertical	Pass
16QAM	1	0	Lowest	12.62	2.35	10.13	20.40	Horizontal	Pass
	1	0	Middle	12.69	2.36	10.16	20.49	Horizontal	Pass
	1	0	Highest	12.53	2.37	10.22	20.38	Horizontal	Pass
	1	0	Lowest	15.36	2.35	10.13	23.14	Vertical	Pass
	1	0	Middle	14.82	2.36	10.16	22.62	Vertical	Pass
	1	0	Highest	14.48	2.37	10.22	22.33	Vertical	Pass
Limit	ERP<1W=30dBm								



Radiated Power (ERP) for LTE Band 26(Part 22) / 5M									
Modulation	RB		Channel	Result					Conclusion
	Size	Offset		S G.Level (dBm)	Cable loss	Gain (dBi)	PMeas E.R.P(dBm)	Polarization Of Max. ERP	
QPSK	1	0	Lowest	12.5	2.35	10.13	20.28	Horizontal	Pass
	1	0	Middle	12.91	2.36	10.16	20.71	Horizontal	Pass
	1	0	Highest	12.82	2.37	10.22	20.67	Horizontal	Pass
	1	0	Lowest	15.19	2.35	10.13	22.97	Vertical	Pass
	1	0	Middle	15.34	2.36	10.16	23.14	Vertical	Pass
	1	0	Highest	14.93	2.37	10.22	22.78	Vertical	Pass
16QAM	1	0	Lowest	12.31	2.35	10.13	20.09	Horizontal	Pass
	1	0	Middle	12.67	2.36	10.16	20.47	Horizontal	Pass
	1	0	Highest	12.5	2.37	10.22	20.35	Horizontal	Pass
	1	0	Lowest	14.65	2.35	10.13	22.43	Vertical	Pass
	1	0	Middle	14.8	2.36	10.16	22.60	Vertical	Pass
	1	0	Highest	15.05	2.37	10.22	22.90	Vertical	Pass
Limit	ERP<1W=30dBm								

Radiated Power (ERP) for LTE Band 26(Part 22) / 10M									
Modulation	RB		Channel	Result					Conclusion
	Size	Offset		S G.Level (dBm)	Cable loss	Gain (dBi)	PMeas E.R.P(dBm)	Polarization Of Max. ERP	
QPSK	1	0	Lowest	12.96	2.35	10.13	20.74	Horizontal	Pass
	1	0	Middle	12.79	2.36	10.16	20.59	Horizontal	Pass
	1	0	Highest	12.56	2.37	10.22	20.41	Horizontal	Pass
	1	0	Lowest	15.28	2.35	10.13	23.06	Vertical	Pass
	1	0	Middle	15.15	2.36	10.16	22.95	Vertical	Pass
	1	0	Highest	15.47	2.37	10.22	23.32	Vertical	Pass
16QAM	1	0	Lowest	12.55	2.35	10.13	20.33	Horizontal	Pass
	1	0	Middle	12.41	2.36	10.16	20.21	Horizontal	Pass
	1	0	Highest	12.75	2.37	10.22	20.60	Horizontal	Pass
	1	0	Lowest	15.31	2.35	10.13	23.09	Vertical	Pass
	1	0	Middle	14.95	2.36	10.16	22.75	Vertical	Pass
	1	0	Highest	15.12	2.37	10.22	22.97	Vertical	Pass
Limit	ERP<1W=30dBm								



Radiated Power (ERP) for LTE Band 26(Part 22) / 15M									
Modulation	RB		Channel	Result					Conclusion
	Size	Offset		S G.Level (dBm)	Cable loss	Gain (dBi)	PMeas E.R.P(dBm)	Polarization Of Max. ERP	
QPSK	1	0	Lowest	13.89	2.35	10.13	21.67	Horizontal	Pass
	1	0	Middle	14.41	2.36	10.16	22.21	Horizontal	Pass
	1	0	Highest	13.92	2.37	10.22	21.77	Horizontal	Pass
	1	0	Lowest	16.61	2.35	10.13	24.39	Vertical	Pass
	1	0	Middle	16.81	2.36	10.16	24.61	Vertical	Pass
	1	0	Highest	16.43	2.37	10.22	24.28	Vertical	Pass
16QAM	1	0	Lowest	14.23	2.35	10.13	22.01	Horizontal	Pass
	1	0	Middle	14.22	2.36	10.16	22.02	Horizontal	Pass
	1	0	Highest	13.62	2.37	10.22	21.47	Horizontal	Pass
	1	0	Lowest	16.44	2.35	10.13	24.22	Vertical	Pass
	1	0	Middle	16.46	2.36	10.16	24.26	Vertical	Pass
	1	0	Highest	16.56	2.37	10.22	24.41	Vertical	Pass
Limit	ERP<1W=30dBm								





Radiated Power (ERP) for LTE Band 26(Part 90) / 1.4M									
Modulation	RB		Channel	Result				Polarization Of Max. ERP	Conclusion
	Size	Offset		S G.Level (dBm)	Cable loss	Gain (dBi)	PMeas E.R.P(dBm)		
QPSK	1	0	Lowest	13.13	2.35	10.13	20.91	Horizontal	Pass
	1	0	Lowest	14.53	2.35	10.13	22.31	Vertical	Pass
16QAM	1	0	Lowest	12.88	2.35	10.13	20.66	Horizontal	Pass
	1	0	Lowest	14.3	2.35	10.13	22.08	Vertical	Pass
Limit	ERP<100W=50dBm								

Radiated Power (ERP) for LTE Band 26(Part 90) / 3M									
Modulation	RB		Channel	Result				Polarization Of Max. ERP	Conclusion
	Size	Offset		S G.Level (dBm)	Cable loss	Gain (dBi)	PMeas E.R.P(dBm)		
QPSK	1	0	Lowest	13.07	2.35	10.13	20.85	Horizontal	Pass
	1	0	Lowest	14.6	2.35	10.13	22.38	Vertical	Pass
16QAM	1	0	Lowest	13.07	2.35	10.13	20.85	Horizontal	Pass
	1	0	Lowest	14.54	2.35	10.13	22.32	Vertical	Pass
Limit	ERP<100W=50dBm								

Radiated Power (ERP) for LTE Band 26(Part 90) / 5M									
Modulation	RB		Channel	Result				Polarization Of Max. ERP	Conclusion
	Size	Offset		S G.Level (dBm)	Cable loss	Gain (dBi)	PMeas E.R.P(dBm)		
QPSK	1	0	Lowest	13.18	2.35	10.13	20.96	Horizontal	Pass
	1	0	Lowest	14.6	2.35	10.13	22.38	Vertical	Pass
16QAM	1	0	Lowest	12.97	2.35	10.13	20.75	Horizontal	Pass
	1	0	Lowest	14.41	2.35	10.13	22.19	Vertical	Pass
Limit	ERP<100W=50dBm								

Radiated Power (ERP) for LTE Band 26(Part 90) / 10M									
Modulation	RB		Channel	Result				Polarization Of Max. ERP	Conclusion
	Size	Offset		S G.Level (dBm)	Cable loss	Gain (dBi)	PMeas E.R.P(dBm)		
QPSK	1	0	Lowest	13.26	2.35	10.13	21.04	Horizontal	Pass
	1	0	Lowest	14.99	2.35	10.13	22.77	Vertical	Pass
16QAM	1	0	Lowest	13.37	2.35	10.13	21.15	Horizontal	Pass
	1	0	Lowest	14.62	2.35	10.13	22.40	Vertical	Pass
Limit	ERP<100W=50dBm								

4. RADIATED SPURIOUS EMISSION

4.1 DESCRIPTION OF RADIATED SPURIOUS EMISSION

4.1.1 MEASUREMENT METHOD

The radiated spurious emission was measured by substitution method according to ANSI C63.26 2015. The power of any emission outside of the authorized operating frequency ranges must be attenuated below the transmitter power (P) by a factor of at least $43 + 10 \log (P)$ dB. For Band 7 The power of any emission outside of the authorized operating frequency ranges must be attenuated below the transmitter power (P) by a factor of at least $55 + 10 \log (P)$ dB. The spectrum is scanned from 30 MHz up to a frequency including its 10th harmonic.

4.1.2 TEST SETUP

The procedure of radiated spurious emissions is as follows:

a) Pre-calibration With pre-calibration method, the Radiated Spurious Emissions(RSE) is calculated as, $RSE = Rx (dBuV) + CL (dB) + SA (dB) + Gain (dBi) - 107 (dBuV \text{ to } dBm)$ The SA is calibrated using following setup.

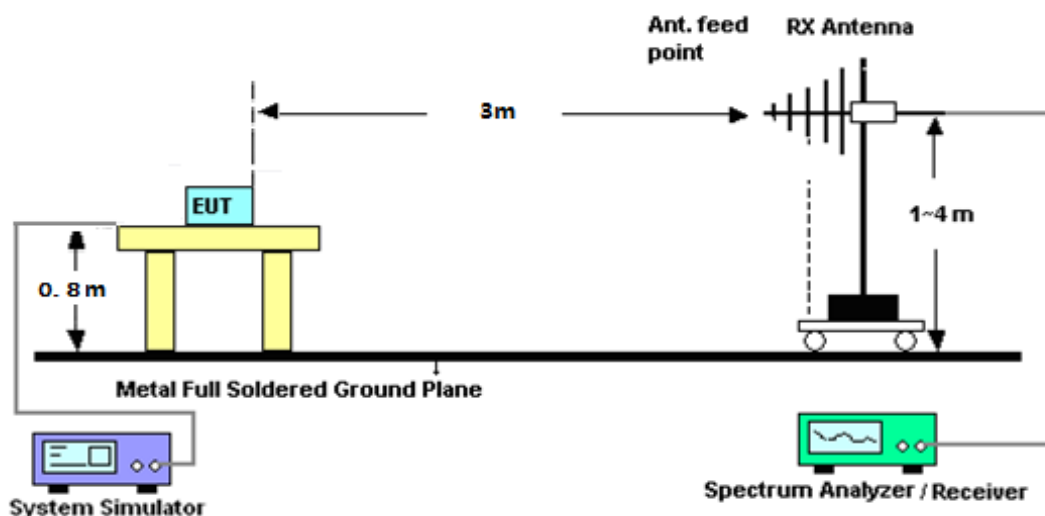
b) EUT was placed on 1.5 m non-conductive stand at a 3 m test distance from the receive antenna. A receiving antenna was placed on the antenna mast 3 m from the test item for emission measurements. The height of receiving antenna is 0.8m. The test setup refers to figure below. Detected emissions were maximized at each frequency by rotating the test item and adjusting the receiving antenna polarization. The radiated emission measurements of all non-harmonic and harmonics of the transmit frequency through the 10th harmonic measured with peak detector and 1MHz bandwidth.

Radiated emissions measurements were made only at the upper, middle, and lower carrier frequencies It was decided that measurements at these three carrier frequencies would be sufficient to demonstrate compliance with emissions limits because it was seen that all the significant spurs occur well outside the band and no radiation was seen from a carrier in one block of any band into any of the other blocks.

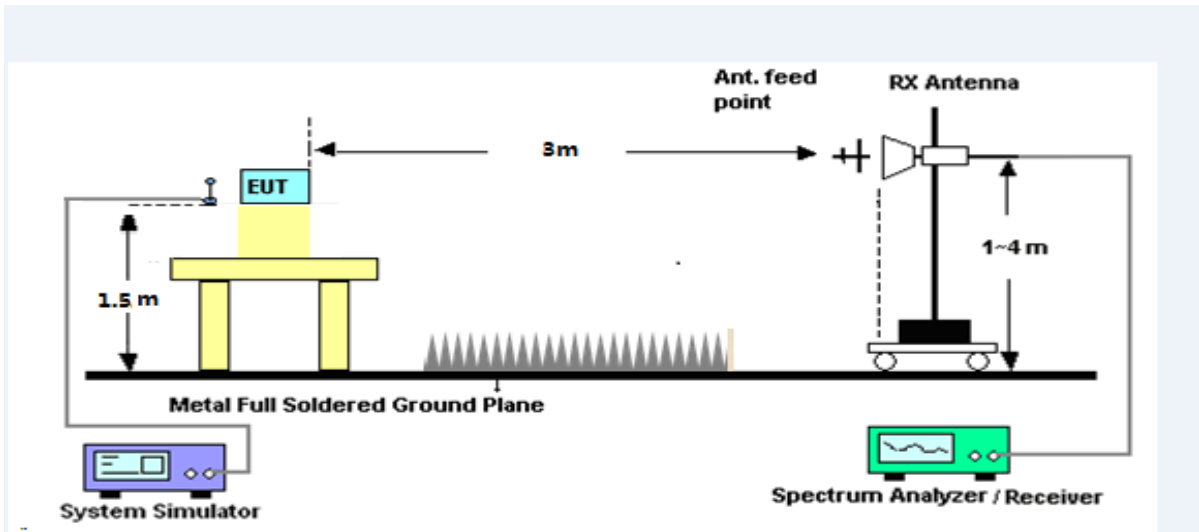
The substitution method is used. Substitution values at each frequency are measured before and saved to the test software. A "reference path loss" is established and the ARpl is the attenuation of "reference path loss", and including the gain of receive antenna, the gain of the preamplifier, the cable loss and the air loss. The measurement results are obtained as described below:

$$\text{Power} = \text{PMea} + \text{ARpl}$$

For radiated test from 30MHz to 1GHz



For radiated test from above 1GHz



4.1.3 TEST PROCEDURES

1. The testing FCC KDB 971168 D01 Section 5.8 and ANSI C63.26 2015 Section 5.5.
2. The EUT was placed on a rotatable wooden table with 1.5 meter above ground.
3. The EUT was set 3 meters from the receiving antenna, which was mounted on the antenna tower.
4. The table was rotated 360 degrees to determine the position of the highest spurious emission.
5. The height of the receiving antenna is varied between one meter and four meters to search the maximum spurious emission for both horizontal and vertical polarizations
6. Make the measurement with the spectrum analyzer's RBW = 1MHz, VBW = 3MHz, taking the record of maximum spurious emission.
7. A horn antenna was substituted in place of the EUT and was driven by a signal generator.
8. Tune the output power of signal generator to the same emission level with EUT maximum spurious emission.
9. Taking the record of output power at antenna port.
10. Repeat step 7 to step 8 for another polarization.
11. The RF fundamental frequency should be excluded against the limit line in the operating frequency band.

The limit line is derived from $43 + 10\log(P)$ dB below the transmitter power P(Watts)
 $= P(W) - [43 + 10\log(P)]$ (dB)
 $= [30 + 10\log(P)]$ (dBm) - $[43 + 10\log(P)]$ (dB)
 $= -13$ dBm

For Band 7:

The limit line is derived from $55 + 10\log(P)$ dB below the transmitter power P(Watts)
 $= [30 + 10\log(P)]$ (dBm) - $[55 + 10\log(P)]$ (dB)
 $= -25$ dBm

EIRP (dBm) = S.G. Power – Tx Cable Loss + Tx Antenna Gain

ERP (dBm) = EIRP - 2.15



4.1.4 TEST RESULTS

CAT-M Band 2 / 1.4MHz / QPSK / RB Size 1 Offset 0/ The Worst Test Results for Lowest							
Frequency(MHz)	S G.Lev (dBm)	Ant(dBi)	Loss	PMea	Limit	Margin	Polarity
				(dBm)	(dBm)	(dBm)	
3701.28	-34.62	12.60	12.93	-34.95	-13.00	-21.95	H
5551.76	-34.40	13.10	17.11	-38.41	-13.00	-25.41	H
7402.94	-32.56	11.50	22.20	-43.26	-13.00	-30.26	H
3701.28	-35.12	12.60	12.93	-35.45	-13.00	-22.45	V
5551.76	-34.22	13.10	17.11	-38.23	-13.00	-25.23	V
7402.94	-31.85	11.50	22.20	-42.55	-13.00	-29.55	V
CAT-M Band 2 / 1.4MHz / QPSK / RB Size 1 Offset 0/ The Worst Test Results for Middle							
Frequency(MHz)	S G.Lev (dBm)	Ant(dBi)	Loss	PMea	Limit	Margin	Polarity
				(dBm)	(dBm)	(dBm)	
3760.23	-34.03	12.60	12.93	-34.36	-13.00	-21.36	H
5640.00	-34.99	13.10	17.11	-39.00	-13.00	-26.00	H
7520.24	-32.82	11.50	22.20	-43.52	-13.00	-30.52	H
3760.23	-34.53	12.60	12.93	-34.86	-13.00	-21.86	V
5640.00	-33.95	13.10	17.11	-37.96	-13.00	-24.96	V
7520.24	-32.39	11.50	22.20	-43.09	-13.00	-30.09	V
CAT-M Band 2 / 1.4MHz / QPSK / RB Size 1 Offset 0/ The Worst Test Results for Highest							
Frequency(MHz)	S G.Lev (dBm)	Ant(dBi)	Loss	PMea	Limit	Margin	Polarity
				(dBm)	(dBm)	(dBm)	
3818.34	-33.99	12.60	12.93	-34.32	-13.00	-21.32	H
5727.80	-34.05	13.10	17.11	-38.06	-13.00	-25.06	H
7637.17	-33.08	11.50	22.20	-43.78	-13.00	-30.78	H
3818.34	-34.89	12.60	12.93	-35.22	-13.00	-22.22	V
5727.80	-34.92	13.10	17.11	-38.93	-13.00	-25.93	V
7637.17	-31.88	11.50	22.20	-42.58	-13.00	-29.58	V



CAT-M Band 2 / 3MHz / QPSK / RB Size 1 Offset 0/ The Worst Test Results for Lowest							
Frequency(MHz)	S G.Lev (dBm)	Ant(dBi)	Loss	PMea	Limit	Margin	Polarity
				(dBm)	(dBm)	(dBm)	
3703.40	-33.79	12.60	12.93	-34.12	-13.00	-21.12	H
5554.46	-34.97	13.10	17.11	-38.98	-13.00	-25.98	H
7406.57	-33.14	11.50	22.20	-43.84	-13.00	-30.84	H
3703.40	-34.75	12.60	12.93	-35.08	-13.00	-22.08	V
5554.46	-34.56	13.10	17.11	-38.57	-13.00	-25.57	V
7406.57	-32.18	11.50	22.20	-42.88	-13.00	-29.88	V
CAT-M Band 2 / 3MHz / QPSK / RB Size 1 Offset 0/ The Worst Test Results for Middle							
Frequency(MHz)	S G.Lev (dBm)	Ant(dBi)	Loss	PMea	Limit	Margin	Polarity
				(dBm)	(dBm)	(dBm)	
3759.95	-33.83	12.60	12.93	-34.16	-13.00	-21.16	H
5640.01	-34.61	13.10	17.11	-38.62	-13.00	-25.62	H
7520.13	-33.34	11.50	22.20	-44.04	-13.00	-31.04	H
3759.95	-34.68	12.60	12.93	-35.01	-13.00	-22.01	V
5640.01	-33.98	13.10	17.11	-37.99	-13.00	-24.99	V
7520.13	-33.02	11.50	22.20	-43.72	-13.00	-30.72	V
CAT-M Band 2 / 3MHz / QPSK / RB Size 1 Offset 0/ The Worst Test Results for Highest							
Frequency(MHz)	S G.Lev (dBm)	Ant(dBi)	Loss	PMea	Limit	Margin	Polarity
				(dBm)	(dBm)	(dBm)	
3816.47	-34.84	12.60	12.93	-35.17	-13.00	-22.17	H
5724.74	-34.01	13.10	17.11	-38.02	-13.00	-25.02	H
7633.24	-33.48	11.50	22.20	-44.18	-13.00	-31.18	H
3816.47	-35.70	12.60	12.93	-36.03	-13.00	-23.03	V
5724.74	-34.79	13.10	17.11	-38.80	-13.00	-25.80	V
7633.24	-32.70	11.50	22.20	-43.40	-13.00	-30.40	V



CAT-M Band 2 / 5MHz / QPSK / RB Size 1 Offset 0/ The Worst Test Results for Lowest							
Frequency(MHz)	S G.Lev (dBm)	Ant(dBi)	Loss	PMea	Limit	Margin	Polarity
				(dBm)	(dBm)	(dBm)	
3705.19	-33.64	12.60	12.93	-33.97	-13.00	-20.97	H
5558.10	-35.49	13.10	17.11	-39.50	-13.00	-26.50	H
7410.56	-32.25	11.50	22.20	-42.95	-13.00	-29.95	H
3705.19	-34.88	12.60	12.93	-35.21	-13.00	-22.21	V
5558.10	-34.60	13.10	17.11	-38.61	-13.00	-25.61	V
7410.56	-33.07	11.50	22.20	-43.77	-13.00	-30.77	V
CAT-M Band 2 / 5MHz / QPSK / RB Size 1 Offset 0/ The Worst Test Results for Middle							
Frequency(MHz)	S G.Lev (dBm)	Ant(dBi)	Loss	PMea	Limit	Margin	Polarity
				(dBm)	(dBm)	(dBm)	
3760.05	-33.69	12.60	12.93	-34.02	-13.00	-21.02	H
5640.27	-34.31	13.10	17.11	-38.32	-13.00	-25.32	H
7519.80	-32.82	11.50	22.20	-43.52	-13.00	-30.52	H
3760.05	-35.31	12.60	12.93	-35.64	-13.00	-22.64	V
5640.27	-34.12	13.10	17.11	-38.13	-13.00	-25.13	V
7519.80	-32.53	11.50	22.20	-43.23	-13.00	-30.23	V
CAT-M Band 2 / 5MHz / QPSK / RB Size 1 Offset 0/ The Worst Test Results for Highest							
Frequency(MHz)	S G.Lev (dBm)	Ant(dBi)	Loss	PMea	Limit	Margin	Polarity
				(dBm)	(dBm)	(dBm)	
3814.09	-34.80	12.60	12.93	-35.13	-13.00	-22.13	H
5721.61	-34.90	13.10	17.11	-38.91	-13.00	-25.91	H
7628.33	-33.15	11.50	22.20	-43.85	-13.00	-30.85	H
3814.09	-35.18	12.60	12.93	-35.51	-13.00	-22.51	V
5721.61	-34.56	13.10	17.11	-38.57	-13.00	-25.57	V
7628.33	-31.77	11.50	22.20	-42.47	-13.00	-29.47	V



CAT-M Band 2 / 10MHz / QPSK / RB Size 1 Offset 0/ The Worst Test Results for Lowest							
Frequency(MHz)	S G.Lev (dBm)	Ant(dBi)	Loss	PMea	Limit	Margin	Polarity
				(dBm)	(dBm)	(dBm)	
3710.66	-34.09	12.60	12.93	-34.42	-13.00	-21.42	H
5565.90	-35.40	13.10	17.11	-39.41	-13.00	-26.41	H
7421.24	-32.47	11.50	22.20	-43.17	-13.00	-30.17	H
3710.66	-35.07	12.60	12.93	-35.40	-13.00	-22.40	V
5565.90	-34.12	13.10	17.11	-38.13	-13.00	-25.13	V
7421.24	-32.62	11.50	22.20	-43.32	-13.00	-30.32	V
CAT-M Band 2 / 10MHz / QPSK / RB Size 1 Offset 0/ The Worst Test Results for Middle							
Frequency(MHz)	S G.Lev (dBm)	Ant(dBi)	Loss	PMea	Limit	Margin	Polarity
				(dBm)	(dBm)	(dBm)	
3760.08	-33.76	12.60	12.93	-34.09	-13.00	-21.09	H
5640.10	-34.31	13.10	17.11	-38.32	-13.00	-25.32	H
7520.27	-33.11	11.50	22.20	-43.81	-13.00	-30.81	H
3760.08	-35.54	12.60	12.93	-35.87	-13.00	-22.87	V
5640.10	-34.86	13.10	17.11	-38.87	-13.00	-25.87	V
7520.27	-33.20	11.50	22.20	-43.90	-13.00	-30.90	V
CAT-M Band 2 / 10MHz / QPSK / RB Size 1 Offset 0/ The Worst Test Results for Highest							
Frequency(MHz)	S G.Lev (dBm)	Ant(dBi)	Loss	PMea	Limit	Margin	Polarity
				(dBm)	(dBm)	(dBm)	
3809.25	-33.62	12.60	12.93	-33.95	-13.00	-20.95	H
5713.64	-34.24	13.10	17.11	-38.25	-13.00	-25.25	H
7618.03	-32.52	11.50	22.20	-43.22	-13.00	-30.22	H
3809.25	-35.38	12.60	12.93	-35.71	-13.00	-22.71	V
5713.64	-34.24	13.10	17.11	-38.25	-13.00	-25.25	V
7618.03	-32.85	11.50	22.20	-43.55	-13.00	-30.55	V



CAT-M Band 2 / 15MHz / QPSK / RB Size 1 Offset 0/ The Worst Test Results for Lowest							
Frequency(MHz)	S G.Lev (dBm)	Ant(dBi)	Loss	PMea	Limit	Margin	Polarity
				(dBm)	(dBm)	(dBm)	
3716.05	-34.47	12.60	12.93	-34.80	-13.00	-21.80	H
5574.11	-35.34	13.10	17.11	-39.35	-13.00	-26.35	H
7618.83	-33.11	11.50	22.20	-43.81	-13.00	-30.81	H
3716.05	-34.95	12.60	12.93	-35.28	-13.00	-22.28	V
5574.11	-35.09	13.10	17.11	-39.10	-13.00	-26.10	V
7618.83	-32.66	11.50	22.20	-43.36	-13.00	-30.36	V
CAT-M Band 2 / 15MHz / QPSK / RB Size 1 Offset 0/ The Worst Test Results for Middle							
Frequency(MHz)	S G.Lev (dBm)	Ant(dBi)	Loss	PMea	Limit	Margin	Polarity
				(dBm)	(dBm)	(dBm)	
3759.91	-33.54	12.60	12.93	-33.87	-13.00	-20.87	H
5640.27	-34.67	13.10	17.11	-38.68	-13.00	-25.68	H
7520.03	-32.36	11.50	22.20	-43.06	-13.00	-30.06	H
3759.91	-35.24	12.60	12.93	-35.57	-13.00	-22.57	V
5640.27	-33.91	13.10	17.11	-37.92	-13.00	-24.92	V
7520.03	-32.43	11.50	22.20	-43.13	-13.00	-30.13	V
CAT-M Band 2 / 15MHz / QPSK / RB Size 1 Offset 0/ The Worst Test Results for Highest							
Frequency(MHz)	S G.Lev (dBm)	Ant(dBi)	Loss	PMea	Limit	Margin	Polarity
				(dBm)	(dBm)	(dBm)	
3803.66	-34.57	12.60	12.93	-34.90	-13.00	-21.90	H
5705.53	-35.09	13.10	17.11	-39.10	-13.00	-26.10	H
7607.60	-32.37	11.50	22.20	-43.07	-13.00	-30.07	H
3803.66	-35.75	12.60	12.93	-36.08	-13.00	-23.08	V
5705.53	-34.55	13.10	17.11	-38.56	-13.00	-25.56	V
7607.60	-32.86	11.50	22.20	-43.56	-13.00	-30.56	V



CAT-M Band 2 / 20MHz / QPSK / RB Size 1 Offset 0/ The Worst Test Results for Lowest							
Frequency(MHz)	S G.Lev (dBm)	Ant(dBi)	Loss	PMea	Limit	Margin	Polarity
				(dBm)	(dBm)	(dBm)	
3721.12	-33.67	12.60	12.93	-34.00	-13.00	-21.00	H
5581.45	-34.11	13.10	17.11	-38.12	-13.00	-25.12	H
7441.68	-33.62	11.50	22.20	-44.32	-13.00	-31.32	H
3721.12	-35.18	12.60	12.93	-35.51	-13.00	-22.51	V
5581.45	-34.88	13.10	17.11	-38.89	-13.00	-25.89	V
7441.68	-32.12	11.50	22.20	-42.82	-13.00	-29.82	V
CAT-M Band 2 / 20MHz / QPSK / RB Size 1 Offset 0/ The Worst Test Results for Middle							
Frequency(MHz)	S G.Lev (dBm)	Ant(dBi)	Loss	PMea	Limit	Margin	Polarity
				(dBm)	(dBm)	(dBm)	
3759.96	-34.63	12.60	12.93	-34.96	-13.00	-21.96	H
5639.81	-35.10	13.10	17.11	-39.11	-13.00	-26.11	H
7519.80	-33.44	11.50	22.20	-44.14	-13.00	-31.14	H
3759.96	-35.07	12.60	12.93	-35.40	-13.00	-22.40	V
5639.81	-35.06	13.10	17.11	-39.07	-13.00	-26.07	V
7519.80	-32.57	11.50	22.20	-43.27	-13.00	-30.27	V
CAT-M Band 2 / 20MHz / QPSK / RB Size 1 Offset 0/ The Worst Test Results for Highest							
Frequency(MHz)	S G.Lev (dBm)	Ant(dBi)	Loss	PMea	Limit	Margin	Polarity
				(dBm)	(dBm)	(dBm)	
3798.32	-33.69	12.60	12.93	-34.02	-13.00	-21.02	H
5697.28	-35.27	13.10	17.11	-39.28	-13.00	-26.28	H
7596.92	-33.44	11.50	22.20	-44.14	-13.00	-31.14	H
3798.32	-35.87	12.60	12.93	-36.20	-13.00	-23.20	V
5697.28	-34.54	13.10	17.11	-38.55	-13.00	-25.55	V
7596.92	-32.33	11.50	22.20	-43.03	-13.00	-30.03	V



CAT-M Band 4 / 1.4MHz / QPSK / RB Size 1 Offset 0/ The Worst Test Results for Lowest							
Frequency(MHz)	S G.Lev (dBm)	Ant(dBi)	Loss	PMea	Limit	Margin	Polarity
				(dBm)	(dBm)	(dBm)	
3421.47	-34.57	12.90	12.56	-34.23	-13.00	-21.23	H
5131.74	-34.82	13.10	16.32	-38.04	-13.00	-25.04	H
6842.68	-32.58	12.33	21.13	-41.38	-13.00	-28.38	H
3421.47	-35.50	12.90	12.56	-35.16	-13.00	-22.16	V
5131.74	-34.25	13.10	16.32	-37.47	-13.00	-24.47	V
6842.68	-32.73	12.33	21.13	-41.53	-13.00	-28.53	V
CAT-M Band 4 / 1.4MHz / QPSK / RB Size 1 Offset 0/ The Worst Test Results for Middle							
Frequency(MHz)	S G.Lev (dBm)	Ant(dBi)	Loss	PMea	Limit	Margin	Polarity
				(dBm)	(dBm)	(dBm)	
3465.08	-34.30	12.90	12.56	-33.96	-13.00	-20.96	H
5197.24	-34.41	13.10	16.32	-37.63	-13.00	-24.63	H
6929.99	-33.65	12.33	21.13	-42.45	-13.00	-29.45	H
3465.08	-35.14	12.90	12.56	-34.80	-13.00	-21.80	V
5197.24	-34.40	13.10	16.32	-37.62	-13.00	-24.62	V
6929.99	-32.05	12.33	21.13	-40.85	-13.00	-27.85	V
CAT-M Band 4 / 1.4MHz / QPSK / RB Size 1 Offset 0/ The Worst Test Results for Highest							
Frequency(MHz)	S G.Lev (dBm)	Ant(dBi)	Loss	PMea	Limit	Margin	Polarity
				(dBm)	(dBm)	(dBm)	
3508.28	-33.90	12.90	12.56	-33.56	-13.00	-20.56	H
5262.68	-35.15	13.10	16.32	-38.37	-13.00	-25.37	H
7016.18	-32.31	12.33	21.13	-41.11	-13.00	-28.11	H
3508.28	-35.78	12.90	12.56	-35.44	-13.00	-22.44	V
5262.68	-34.65	13.10	16.32	-37.87	-13.00	-24.87	V
7016.18	-32.61	12.33	21.13	-41.41	-13.00	-28.41	V



CAT-M Band 4 / 3MHz / QPSK / RB Size 1 Offset 0/ The Worst Test Results for Lowest							
Frequency(MHz)	S G.Lev (dBm)	Ant(dBi)	Loss	PMea	Limit	Margin	Polarity
				(dBm)	(dBm)	(dBm)	
3424.17	-34.88	12.90	12.56	-34.54	-13.00	-21.54	H
5136.24	-35.35	13.10	16.32	-38.57	-13.00	-25.57	H
6848.84	-32.67	12.33	21.13	-41.47	-13.00	-28.47	H
3424.17	-34.81	12.90	12.56	-34.47	-13.00	-21.47	V
5136.24	-33.98	13.10	16.32	-37.20	-13.00	-24.20	V
6848.84	-32.69	12.33	21.13	-41.49	-13.00	-28.49	V
CAT-M Band 4 / 3MHz / QPSK / RB Size 1 Offset 0/ The Worst Test Results for Middle							
Frequency(MHz)	S G.Lev (dBm)	Ant(dBi)	Loss	PMea	Limit	Margin	Polarity
				(dBm)	(dBm)	(dBm)	
3465.24	-34.18	12.90	12.56	-33.84	-13.00	-20.84	H
5196.84	-35.23	13.10	16.32	-38.45	-13.00	-25.45	H
6930.27	-32.71	12.33	21.13	-41.51	-13.00	-28.51	H
3465.24	-35.46	12.90	12.56	-35.12	-13.00	-22.12	V
5196.84	-34.52	13.10	16.32	-37.74	-13.00	-24.74	V
6930.27	-32.28	12.33	21.13	-41.08	-13.00	-28.08	V
CAT-M Band 4 / 3MHz / QPSK / RB Size 1 Offset 0/ The Worst Test Results for Highest							
Frequency(MHz)	S G.Lev (dBm)	Ant(dBi)	Loss	PMea	Limit	Margin	Polarity
				(dBm)	(dBm)	(dBm)	
3506.61	-33.73	12.90	12.56	-33.39	-13.00	-20.39	H
5262.25	-35.39	13.10	16.32	-38.61	-13.00	-25.61	H
7013.13	-33.27	12.33	21.13	-42.07	-13.00	-29.07	H
3506.61	-35.18	12.90	12.56	-34.84	-13.00	-21.84	V
5262.25	-34.21	13.10	16.32	-37.43	-13.00	-24.43	V
7013.13	-32.09	12.33	21.13	-40.89	-13.00	-27.89	V



CAT-M Band 4 / 5MHz / QPSK / RB Size 1 Offset 0/ The Worst Test Results for Lowest							
Frequency(MHz)	S G.Lev (dBm)	Ant(dBi)	Loss	PMea	Limit	Margin	Polarity
				(dBm)	(dBm)	(dBm)	
3425.01	-33.49	12.90	12.56	-33.15	-13.00	-20.15	H
5137.36	-35.15	13.10	16.32	-38.37	-13.00	-25.37	H
6850.12	-32.25	12.33	21.13	-41.05	-13.00	-28.05	H
3425.01	-34.79	12.90	12.56	-34.45	-13.00	-21.45	V
5137.36	-34.59	13.10	16.32	-37.81	-13.00	-24.81	V
6850.12	-32.28	12.33	21.13	-41.08	-13.00	-28.08	V
CAT-M Band 4 / 5MHz / QPSK / RB Size 1 Offset 0/ The Worst Test Results for Middle							
Frequency(MHz)	S G.Lev (dBm)	Ant(dBi)	Loss	PMea	Limit	Margin	Polarity
				(dBm)	(dBm)	(dBm)	
3464.95	-34.26	12.90	12.56	-33.92	-13.00	-20.92	H
5197.03	-34.83	13.10	16.32	-38.05	-13.00	-25.05	H
6930.09	-32.54	12.33	21.13	-41.34	-13.00	-28.34	H
3464.95	-34.69	12.90	12.56	-34.35	-13.00	-21.35	V
5197.03	-35.13	13.10	16.32	-38.35	-13.00	-25.35	V
6930.09	-32.54	12.33	21.13	-41.34	-13.00	-28.34	V
CAT-M Band 4 / 5MHz / QPSK / RB Size 1 Offset 0/ The Worst Test Results for Highest							
Frequency(MHz)	S G.Lev (dBm)	Ant(dBi)	Loss	PMea	Limit	Margin	Polarity
				(dBm)	(dBm)	(dBm)	
3505.56	-34.34	12.90	12.56	-34.00	-13.00	-21.00	H
5257.08	-34.62	13.10	16.32	-37.84	-13.00	-24.84	H
7009.88	-32.43	12.33	21.13	-41.23	-13.00	-28.23	H
3505.56	-34.83	12.90	12.56	-34.49	-13.00	-21.49	V
5257.08	-34.46	13.10	16.32	-37.68	-13.00	-24.68	V
7009.88	-32.83	12.33	21.13	-41.63	-13.00	-28.63	V



CAT-M Band 4 / 10MHz / QPSK / RB Size 1 Offset 0/ The Worst Test Results for Lowest							
Frequency(MHz)	S G.Lev (dBm)	Ant(dBi)	Loss	PMea	Limit	Margin	Polarity
				(dBm)	(dBm)	(dBm)	
3430.02	-33.86	12.90	12.56	-33.52	-13.00	-20.52	H
5145.27	-34.48	13.10	16.32	-37.70	-13.00	-24.70	H
6860.70	-33.33	12.33	21.13	-42.13	-13.00	-29.13	H
3430.02	-34.78	12.90	12.56	-34.44	-13.00	-21.44	V
5145.27	-34.83	13.10	16.32	-38.05	-13.00	-25.05	V
6860.70	-32.24	12.33	21.13	-41.04	-13.00	-28.04	V
CAT-M Band 4 / 10MHz / QPSK / RB Size 1 Offset 0/ The Worst Test Results for Middle							
Frequency(MHz)	S G.Lev (dBm)	Ant(dBi)	Loss	PMea	Limit	Margin	Polarity
				(dBm)	(dBm)	(dBm)	
3464.78	-34.04	12.90	12.56	-33.70	-13.00	-20.70	H
5196.99	-34.50	13.10	16.32	-37.72	-13.00	-24.72	H
6929.85	-32.48	12.33	21.13	-41.28	-13.00	-28.28	H
3464.78	-35.45	12.90	12.56	-35.11	-13.00	-22.11	V
5196.99	-34.44	13.10	16.32	-37.66	-13.00	-24.66	V
6929.85	-31.91	12.33	21.13	-40.71	-13.00	-27.71	V
CAT-M Band 4 / 10MHz / QPSK / RB Size 1 Offset 0/ The Worst Test Results for Highest							
Frequency(MHz)	S G.Lev (dBm)	Ant(dBi)	Loss	PMea	Limit	Margin	Polarity
				(dBm)	(dBm)	(dBm)	
3500.50	-33.92	12.90	12.56	-33.58	-13.00	-20.58	H
5250.03	-34.51	13.10	16.32	-37.73	-13.00	-24.73	H
6999.98	-32.22	12.33	21.13	-41.02	-13.00	-28.02	H
3500.50	-35.10	12.90	12.56	-34.76	-13.00	-21.76	V
5250.03	-34.70	13.10	16.32	-37.92	-13.00	-24.92	V
6999.98	-32.93	12.33	21.13	-41.73	-13.00	-28.73	V



CAT-M Band 4 / 15MHz / QPSK / RB Size 1 Offset 0/ The Worst Test Results for Lowest							
Frequency(MHz)	S G.Lev (dBm)	Ant(dBi)	Loss	PMea (dBm)	Limit (dBm)	Margin (dBm)	Polarity
3435.14	-33.46	12.90	12.56	-33.12	-13.00	-20.12	H
5152.48	-34.48	13.10	16.32	-37.70	-13.00	-24.70	H
6870.81	-32.61	12.33	21.13	-41.41	-13.00	-28.41	H
3435.14	-34.80	12.90	12.56	-34.46	-13.00	-21.46	V
5152.48	-34.18	13.10	16.32	-37.40	-13.00	-24.40	V
6870.81	-32.65	12.33	21.13	-41.45	-13.00	-28.45	V
CAT-M Band 4 / 15MHz / QPSK / RB Size 1 Offset 0/ The Worst Test Results for Middle							
Frequency(MHz)	S G.Lev (dBm)	Ant(dBi)	Loss	PMea (dBm)	Limit (dBm)	Margin (dBm)	Polarity
3464.94	-34.77	12.90	12.56	-34.43	-13.00	-21.43	H
5197.10	-34.12	13.10	16.32	-37.34	-13.00	-24.34	H
6929.95	-32.92	12.33	21.13	-41.72	-13.00	-28.72	H
3464.94	-35.99	12.90	12.56	-35.65	-13.00	-22.65	V
5197.10	-34.64	13.10	16.32	-37.86	-13.00	-24.86	V
6929.95	-32.14	12.33	21.13	-40.94	-13.00	-27.94	V
CAT-M Band 4 / 15MHz / QPSK / RB Size 1 Offset 0/ The Worst Test Results for Highest							
Frequency(MHz)	S G.Lev (dBm)	Ant(dBi)	Loss	PMea (dBm)	Limit (dBm)	Margin (dBm)	Polarity
3495.54	-33.89	12.90	12.56	-33.55	-13.00	-20.55	H
5242.22	-35.12	13.10	16.32	-38.34	-13.00	-25.34	H
6990.46	-32.93	12.33	21.13	-41.73	-13.00	-28.73	H
3495.54	-34.73	12.90	12.56	-34.39	-13.00	-21.39	V
5242.22	-34.20	13.10	16.32	-37.42	-13.00	-24.42	V
6990.46	-32.69	12.33	21.13	-41.49	-13.00	-28.49	V



CAT-M Band 4 / 20MHz / QPSK / RB Size 1 Offset 0/ The Worst Test Results for Lowest							
Frequency(MHz)	S G.Lev (dBm)	Ant(dBi)	Loss	PMea	Limit	Margin	Polarity
				(dBm)	(dBm)	(dBm)	
3440.12	-33.45	12.90	12.56	-33.11	-13.00	-20.11	H
5160.22	-34.03	13.10	16.32	-37.25	-13.00	-24.25	H
6880.78	-32.74	12.33	21.13	-41.54	-13.00	-28.54	H
3440.12	-35.57	12.90	12.56	-35.23	-13.00	-22.23	V
5160.22	-33.91	13.10	16.32	-37.13	-13.00	-24.13	V
6880.78	-31.74	12.33	21.13	-40.54	-13.00	-27.54	V
CAT-M Band 4 / 20MHz / QPSK / RB Size 1 Offset 0/ The Worst Test Results for Middle							
Frequency(MHz)	S G.Lev (dBm)	Ant(dBi)	Loss	PMea	Limit	Margin	Polarity
				(dBm)	(dBm)	(dBm)	
3465.25	-34.63	12.90	12.56	-34.29	-13.00	-21.29	H
5196.87	-34.67	13.10	16.32	-37.89	-13.00	-24.89	H
6929.93	-33.47	12.33	21.13	-42.27	-13.00	-29.27	H
3465.25	-35.63	12.90	12.56	-35.29	-13.00	-22.29	V
5196.87	-34.86	13.10	16.32	-38.08	-13.00	-25.08	V
6929.93	-32.80	12.33	21.13	-41.60	-13.00	-28.60	V
CAT-M Band 4 / 20MHz / QPSK / RB Size 1 Offset 0/ The Worst Test Results for Highest							
Frequency(MHz)	S G.Lev (dBm)	Ant(dBi)	Loss	PMea	Limit	Margin	Polarity
				(dBm)	(dBm)	(dBm)	
3490.80	-34.74	12.90	12.56	-34.40	-13.00	-21.40	H
5235.11	-34.07	13.10	16.32	-37.29	-13.00	-24.29	H
6979.97	-33.60	12.33	21.13	-42.40	-13.00	-29.40	H
3490.80	-35.56	12.90	12.56	-35.22	-13.00	-22.22	V
5235.11	-35.16	13.10	16.32	-38.38	-13.00	-25.38	V
6979.97	-31.99	12.33	21.13	-40.79	-13.00	-27.79	V



CAT-M Band 12 / 1.4MHz / QPSK / RB Size 1 Offset 0/ The Worst Test Results for Lowest							
Frequency(MHz)	S G.Lev (dBm)	Ant(dBi)	Loss	PMea	Limit	Margin	Polarity
				(dBm)	(dBm)	(dBm)	
1399.31	-33.70	8.17	9.34	-34.87	-13.00	-21.87	H
2098.89	-35.36	9.53	10.42	-36.25	-13.00	-23.25	H
2798.53	-32.21	11.27	11.12	-32.06	-13.00	-19.06	H
1399.31	-35.68	8.17	9.34	-36.85	-13.00	-23.85	V
2098.89	-34.63	9.53	10.42	-35.52	-13.00	-22.52	V
2798.53	-33.18	11.27	11.12	-33.03	-13.00	-20.03	V
CAT-M Band 12 / 1.4MHz / QPSK / RB Size 1 Offset 0/ The Worst Test Results for Middle							
Frequency(MHz)	S G.Lev (dBm)	Ant(dBi)	Loss	PMea	Limit	Margin	Polarity
				(dBm)	(dBm)	(dBm)	
1414.94	-34.76	8.17	9.34	-35.93	-13.00	-22.93	H
2122.23	-34.18	9.53	10.42	-35.07	-13.00	-22.07	H
2829.79	-32.51	11.27	11.12	-32.36	-13.00	-19.36	H
1414.94	-35.23	8.17	9.34	-36.40	-13.00	-23.40	V
2122.23	-34.55	9.53	10.42	-35.44	-13.00	-22.44	V
2829.79	-31.89	11.27	11.12	-31.74	-13.00	-18.74	V
CAT-M Band 12 / 1.4MHz / QPSK / RB Size 1 Offset 0/ The Worst Test Results for Highest							
Frequency(MHz)	S G.Lev (dBm)	Ant(dBi)	Loss	PMea	Limit	Margin	Polarity
				(dBm)	(dBm)	(dBm)	
1430.32	-34.45	8.17	9.34	-35.62	-13.00	-22.62	H
2145.45	-34.39	9.53	10.42	-35.28	-13.00	-22.28	H
2860.75	-33.32	11.27	11.12	-33.17	-13.00	-20.17	H
1430.32	-34.82	8.17	9.34	-35.99	-13.00	-22.99	V
2145.45	-34.37	9.53	10.42	-35.26	-13.00	-22.26	V
2860.75	-32.43	11.27	11.12	-32.28	-13.00	-19.28	V



CAT-M Band 12 / 3MHz / QPSK / RB Size 1 Offset 0/ The Worst Test Results for Lowest							
Frequency(MHz)	S G.Lev (dBm)	Ant(dBi)	Loss	PMea	Limit	Margin	Polarity
				(dBm)	(dBm)	(dBm)	
1400.67	-33.93	8.17	9.34	-35.10	-13.00	-22.10	H
2101.32	-35.34	9.53	10.42	-36.23	-13.00	-23.23	H
2801.99	-33.04	11.27	11.12	-32.89	-13.00	-19.89	H
1400.67	-35.76	8.17	9.34	-36.93	-13.00	-23.93	V
2101.32	-33.80	9.53	10.42	-34.69	-13.00	-21.69	V
2801.99	-33.19	11.27	11.12	-33.04	-13.00	-20.04	V
CAT-M Band 12 / 3MHz / QPSK / RB Size 1 Offset 0/ The Worst Test Results for Middle							
Frequency(MHz)	S G.Lev (dBm)	Ant(dBi)	Loss	PMea	Limit	Margin	Polarity
				(dBm)	(dBm)	(dBm)	
1414.74	-34.22	8.17	9.34	-35.39	-13.00	-22.39	H
2122.22	-35.45	9.53	10.42	-36.34	-13.00	-23.34	H
2829.65	-32.31	11.27	11.12	-32.16	-13.00	-19.16	H
1414.74	-35.65	8.17	9.34	-36.82	-13.00	-23.82	V
2122.22	-34.87	9.53	10.42	-35.76	-13.00	-22.76	V
2829.65	-31.78	11.27	11.12	-31.63	-13.00	-18.63	V
CAT-M Band 12 / 3MHz / QPSK / RB Size 1 Offset 0/ The Worst Test Results for Highest							
Frequency(MHz)	S G.Lev (dBm)	Ant(dBi)	Loss	PMea	Limit	Margin	Polarity
				(dBm)	(dBm)	(dBm)	
1428.90	-34.34	8.17	9.34	-35.51	-13.00	-22.51	H
2143.26	-34.47	9.53	10.42	-35.36	-13.00	-22.36	H
2857.80	-33.35	11.27	11.12	-33.20	-13.00	-20.20	H
1428.90	-34.70	8.17	9.34	-35.87	-13.00	-22.87	V
2143.26	-34.23	9.53	10.42	-35.12	-13.00	-22.12	V
2857.80	-32.85	11.27	11.12	-32.70	-13.00	-19.70	V



CAT-M Band 12 / 5MHz / QPSK / RB Size 1 Offset 0/ The Worst Test Results for Lowest							
Frequency(MHz)	S G.Lev (dBm)	Ant(dBi)	Loss	PMea	Limit	Margin	Polarity
				(dBm)	(dBm)	(dBm)	
1402.81	-34.55	8.17	9.34	-35.72	-13.00	-22.72	H
2104.42	-34.43	9.53	10.42	-35.32	-13.00	-22.32	H
2805.51	-33.23	11.27	11.12	-33.08	-13.00	-20.08	H
1402.81	-35.57	8.17	9.34	-36.74	-13.00	-23.74	V
2104.42	-35.06	9.53	10.42	-35.95	-13.00	-22.95	V
2805.51	-32.59	11.27	11.12	-32.44	-13.00	-19.44	V
CAT-M Band 12 / 5MHz / QPSK / RB Size 1 Offset 0/ The Worst Test Results for Middle							
Frequency(MHz)	S G.Lev (dBm)	Ant(dBi)	Loss	PMea	Limit	Margin	Polarity
				(dBm)	(dBm)	(dBm)	
1414.91	-34.36	8.17	9.34	-35.53	-13.00	-22.53	H
2122.15	-34.28	9.53	10.42	-35.17	-13.00	-22.17	H
2829.95	-33.52	11.27	11.12	-33.37	-13.00	-20.37	H
1414.91	-35.00	8.17	9.34	-36.17	-13.00	-23.17	V
2122.15	-35.24	9.53	10.42	-36.13	-13.00	-23.13	V
2829.95	-32.32	11.27	11.12	-32.17	-13.00	-19.17	V
CAT-M Band 12 / 5MHz / QPSK / RB Size 1 Offset 0/ The Worst Test Results for Highest							
Frequency(MHz)	S G.Lev (dBm)	Ant(dBi)	Loss	PMea	Limit	Margin	Polarity
				(dBm)	(dBm)	(dBm)	
1426.59	-33.45	8.17	9.34	-34.62	-13.00	-21.62	H
2140.15	-35.23	9.53	10.42	-36.12	-13.00	-23.12	H
2853.52	-33.45	11.27	11.12	-33.30	-13.00	-20.30	H
1426.59	-35.03	8.17	9.34	-36.20	-13.00	-23.20	V
2140.15	-34.27	9.53	10.42	-35.16	-13.00	-22.16	V
2853.52	-32.54	11.27	11.12	-32.39	-13.00	-19.39	V



CAT-M Band 12 / 10MHz / QPSK / RB Size 1 Offset 0/ The Worst Test Results for Lowest							
Frequency(MHz)	S G.Lev (dBm)	Ant(dBi)	Loss	PMea	Limit	Margin	Polarity
				(dBm)	(dBm)	(dBm)	
1407.50	-34.15	8.17	9.34	-35.32	-13.00	-22.32	H
2111.98	-34.25	9.53	10.42	-35.14	-13.00	-22.14	H
2815.69	-32.98	11.27	11.12	-32.83	-13.00	-19.83	H
1407.50	-34.97	8.17	9.34	-36.14	-13.00	-23.14	V
2111.98	-34.90	9.53	10.42	-35.79	-13.00	-22.79	V
2815.69	-32.74	11.27	11.12	-32.59	-13.00	-19.59	V
CAT-M Band 12 / 10MHz / QPSK / RB Size 1 Offset 0/ The Worst Test Results for Middle							
Frequency(MHz)	S G.Lev (dBm)	Ant(dBi)	Loss	PMea	Limit	Margin	Polarity
				(dBm)	(dBm)	(dBm)	
1414.77	-34.76	8.17	9.34	-35.93	-13.00	-22.93	H
2122.12	-34.55	9.53	10.42	-35.44	-13.00	-22.44	H
2829.89	-33.41	11.27	11.12	-33.26	-13.00	-20.26	H
1414.77	-35.41	8.17	9.34	-36.58	-13.00	-23.58	V
2122.12	-33.86	9.53	10.42	-34.75	-13.00	-21.75	V
2829.89	-31.91	11.27	11.12	-31.76	-13.00	-18.76	V
CAT-M Band 12 / 10MHz / QPSK / RB Size 1 Offset 0/ The Worst Test Results for Highest							
Frequency(MHz)	S G.Lev (dBm)	Ant(dBi)	Loss	PMea	Limit	Margin	Polarity
				(dBm)	(dBm)	(dBm)	
1421.91	-34.91	8.17	9.34	-36.08	-13.00	-23.08	H
2132.74	-34.42	9.53	10.42	-35.31	-13.00	-22.31	H
2843.69	-32.62	11.27	11.12	-32.47	-13.00	-19.47	H
1421.91	-35.06	8.17	9.34	-36.23	-13.00	-23.23	V
2132.74	-35.11	9.53	10.42	-36.00	-13.00	-23.00	V
2843.69	-31.89	11.27	11.12	-31.74	-13.00	-18.74	V



CAT-M Band 13 / 5MHz / QPSK / RB Size 1 Offset 0/ The Worst Test Results for Lowest							
Frequency(MHz)	S G.Lev (dBm)	Ant(dBi)	Loss	PMea (dBm)	Limit (dBm)	Margin (dBm)	Polarity
1559.22	-47.55	8.17	9.34	-48.72	-40.00	-8.72	H
2338.04	-46.58	9.53	10.42	-47.47	-13.00	-34.47	H
3118.23	-46.54	11.27	11.12	-46.39	-13.00	-33.39	H
1559.22	-48.09	8.17	9.34	-49.26	-40.00	-9.26	V
2338.04	-46.64	9.53	10.42	-47.53	-13.00	-34.53	V
3118.23	-45.21	11.27	11.12	-45.06	-13.00	-32.06	V

CAT-M Band 13 / 5MHz / QPSK / RB Size 1 Offset 0/ The Worst Test Results for Middle							
Frequency(MHz)	S G.Lev (dBm)	Ant(dBi)	Loss	PMea (dBm)	Limit (dBm)	Margin (dBm)	Polarity
1564.30	-48.85	8.17	9.34	-50.02	-40.00	-10.02	H
2345.94	-46.93	9.53	10.42	-47.82	-13.00	-34.82	H
3128.01	-46.38	11.27	11.12	-46.23	-13.00	-33.23	H
1564.30	-47.76	8.17	9.34	-48.93	-40.00	-8.93	V
2345.94	-46.08	9.53	10.42	-46.97	-13.00	-33.97	V
3128.01	-46.53	11.27	11.12	-46.38	-13.00	-33.38	V

CAT-M Band 13 / 5MHz / QPSK / RB Size 1 Offset 0/ The Worst Test Results for Highest							
Frequency(MHz)	S G.Lev (dBm)	Ant(dBi)	Loss	PMea (dBm)	Limit (dBm)	Margin (dBm)	Polarity
1568.99	-48.35	8.17	9.34	-49.52	-40.00	-9.52	H
2353.50	-47.16	9.53	10.42	-48.05	-13.00	-35.05	H
3138.43	-46.42	11.27	11.12	-46.27	-13.00	-33.27	H
1568.99	-48.05	8.17	9.34	-49.22	-40.00	-9.22	V
2353.50	-46.77	9.53	10.42	-47.66	-13.00	-34.66	V
3138.43	-46.28	11.27	11.12	-46.13	-13.00	-33.13	V

CAT-M Band 13 / 10MHz / QPSK / RB Size 1 Offset 0/ The Worst Test Results for Middle							
Frequency(MHz)	S G.Lev (dBm)	Ant(dBi)	Loss	PMea (dBm)	Limit (dBm)	Margin (dBm)	Polarity
1564.18	-48.06	8.17	9.34	-49.23	-40.00	-9.23	H
2346.22	-46.98	9.53	10.42	-47.87	-13.00	-34.87	H
3128.09	-46.60	11.27	11.12	-46.45	-13.00	-33.45	H
1564.18	-47.80	8.17	9.34	-48.97	-40.00	-8.97	V
2346.22	-46.96	9.53	10.42	-47.85	-13.00	-34.85	V
3128.09	-45.30	11.27	11.12	-45.15	-13.00	-32.15	V



CAT-M Band 25 / 1.4MHz / QPSK / RB Size 1 Offset 0/ The Worst Test Results for Lowest							
Frequency(MHz)	S G.Lev (dBm)	Ant(dBi)	Loss	PMea	Limit	Margin	Polarity
				(dBm)	(dBm)	(dBm)	
3701.24	-34.17	12.60	12.93	-34.50	-13.00	-21.50	H
5552.10	-34.49	13.10	17.11	-38.50	-13.00	-25.50	H
7402.70	-32.74	11.50	22.20	-43.44	-13.00	-30.44	H
3701.24	-35.13	12.60	12.93	-35.46	-13.00	-22.46	V
5552.10	-34.88	13.10	17.11	-38.89	-13.00	-25.89	V
7402.70	-33.02	11.50	22.20	-43.72	-13.00	-30.72	V
CAT-M Band 25 / 1.4MHz / QPSK / RB Size 1 Offset 0/ The Worst Test Results for Middle							
Frequency(MHz)	S G.Lev (dBm)	Ant(dBi)	Loss	PMea	Limit	Margin	Polarity
				(dBm)	(dBm)	(dBm)	
3764.77	-34.84	12.60	12.93	-35.17	-13.00	-22.17	H
5646.94	-34.75	13.10	17.11	-38.76	-13.00	-25.76	H
7529.87	-33.35	11.50	22.20	-44.05	-13.00	-31.05	H
3764.77	-35.36	12.60	12.93	-35.69	-13.00	-22.69	V
5646.94	-34.77	13.10	17.11	-38.78	-13.00	-25.78	V
7529.87	-31.99	11.50	22.20	-42.69	-13.00	-29.69	V
CAT-M Band 25 / 1.4MHz / QPSK / RB Size 1 Offset 0/ The Worst Test Results for Highest							
Frequency(MHz)	S G.Lev (dBm)	Ant(dBi)	Loss	PMea	Limit	Margin	Polarity
				(dBm)	(dBm)	(dBm)	
3828.53	-33.73	12.60	12.93	-34.06	-13.00	-21.06	H
5727.79	-34.64	13.10	17.11	-38.65	-13.00	-25.65	H
7656.91	-32.26	11.50	22.20	-42.96	-13.00	-29.96	H
3828.53	-34.78	12.60	12.93	-35.11	-13.00	-22.11	V
5727.79	-34.58	13.10	17.11	-38.59	-13.00	-25.59	V
7656.91	-32.83	11.50	22.20	-43.53	-13.00	-30.53	V



CAT-M Band 25 / 3MHz / QPSK / RB Size 1 Offset 0/ The Worst Test Results for Lowest							
Frequency(MHz)	S G.Lev (dBm)	Ant(dBi)	Loss	PMea	Limit	Margin	Polarity
				(dBm)	(dBm)	(dBm)	
3702.81	-33.72	12.60	12.93	-34.05	-13.00	-21.05	H
5554.10	-35.19	13.10	17.11	-39.20	-13.00	-26.20	H
7406.05	-32.48	11.50	22.20	-43.18	-13.00	-30.18	H
3702.81	-36.01	12.60	12.93	-36.34	-13.00	-23.34	V
5554.10	-35.00	13.10	17.11	-39.01	-13.00	-26.01	V
7406.05	-33.12	11.50	22.20	-43.82	-13.00	-30.82	V
CAT-M Band 25 / 3MHz / QPSK / RB Size 1 Offset 0/ The Worst Test Results for Middle							
Frequency(MHz)	S G.Lev (dBm)	Ant(dBi)	Loss	PMea	Limit	Margin	Polarity
				(dBm)	(dBm)	(dBm)	
3765.19	-33.71	12.60	12.93	-34.04	-13.00	-21.04	H
5647.11	-35.41	13.10	17.11	-39.42	-13.00	-26.42	H
7530.12	-32.50	11.50	22.20	-43.20	-13.00	-30.20	H
3765.19	-35.89	12.60	12.93	-36.22	-13.00	-23.22	V
5647.11	-35.09	13.10	17.11	-39.10	-13.00	-26.10	V
7530.12	-32.29	11.50	22.20	-42.99	-13.00	-29.99	V
CAT-M Band 25 / 3MHz / QPSK / RB Size 1 Offset 0/ The Worst Test Results for Highest							
Frequency(MHz)	S G.Lev (dBm)	Ant(dBi)	Loss	PMea	Limit	Margin	Polarity
				(dBm)	(dBm)	(dBm)	
3826.96	-33.65	12.60	12.93	-33.98	-13.00	-20.98	H
5740.04	-34.05	13.10	17.11	-38.06	-13.00	-25.06	H
7654.32	-32.22	11.50	22.20	-42.92	-13.00	-29.92	H
3826.96	-35.40	12.60	12.93	-35.73	-13.00	-22.73	V
5740.04	-34.16	13.10	17.11	-38.17	-13.00	-25.17	V
7654.32	-31.79	11.50	22.20	-42.49	-13.00	-29.49	V



CAT-M Band 25 / 5MHz / QPSK / RB Size 1 Offset 0/ The Worst Test Results for Lowest							
Frequency(MHz)	S G.Lev (dBm)	Ant(dBi)	Loss	PMea	Limit	Margin	Polarity
				(dBm)	(dBm)	(dBm)	
3705.41	-33.84	12.60	12.93	-34.17	-13.00	-21.17	H
5557.44	-35.43	13.10	17.11	-39.44	-13.00	-26.44	H
7409.98	-33.52	11.50	22.20	-44.22	-13.00	-31.22	H
3705.41	-35.87	12.60	12.93	-36.20	-13.00	-23.20	V
5557.44	-34.98	13.10	17.11	-38.99	-13.00	-25.99	V
7409.98	-33.06	11.50	22.20	-43.76	-13.00	-30.76	V
CAT-M Band 25 / 5MHz / QPSK / RB Size 1 Offset 0/ The Worst Test Results for Middle							
Frequency(MHz)	S G.Lev (dBm)	Ant(dBi)	Loss	PMea	Limit	Margin	Polarity
				(dBm)	(dBm)	(dBm)	
3764.90	-33.63	12.60	12.93	-33.96	-13.00	-20.96	H
5647.27	-34.77	13.10	17.11	-38.78	-13.00	-25.78	H
7530.02	-32.53	11.50	22.20	-43.23	-13.00	-30.23	H
3764.90	-35.75	12.60	12.93	-36.08	-13.00	-23.08	V
5647.27	-34.37	13.10	17.11	-38.38	-13.00	-25.38	V
7530.02	-33.00	11.50	22.20	-43.70	-13.00	-30.70	V
CAT-M Band 25 / 5MHz / QPSK / RB Size 1 Offset 0/ The Worst Test Results for Highest							
Frequency(MHz)	S G.Lev (dBm)	Ant(dBi)	Loss	PMea	Limit	Margin	Polarity
				(dBm)	(dBm)	(dBm)	
3824.93	-34.48	12.60	12.93	-34.81	-13.00	-21.81	H
5737.07	-34.92	13.10	17.11	-38.93	-13.00	-25.93	H
7650.70	-32.99	11.50	22.20	-43.69	-13.00	-30.69	H
3824.93	-35.47	12.60	12.93	-35.80	-13.00	-22.80	V
5737.07	-34.87	13.10	17.11	-38.88	-13.00	-25.88	V
7650.70	-32.24	11.50	22.20	-42.94	-13.00	-29.94	V



CAT-M Band 25 / 10MHz / QPSK / RB Size 1 Offset 0/ The Worst Test Results for Lowest							
Frequency(MHz)	S G.Lev (dBm)	Ant(dBi)	Loss	PMea	Limit	Margin	Polarity
				(dBm)	(dBm)	(dBm)	
3710.14	-33.81	12.60	12.93	-34.14	-13.00	-21.14	H
5565.44	-34.26	13.10	17.11	-38.27	-13.00	-25.27	H
7419.79	-32.73	11.50	22.20	-43.43	-13.00	-30.43	H
3710.14	-34.69	12.60	12.93	-35.02	-13.00	-22.02	V
5565.44	-34.83	13.10	17.11	-38.84	-13.00	-25.84	V
7419.79	-31.88	11.50	22.20	-42.58	-13.00	-29.58	V
CAT-M Band 25 / 10MHz / QPSK / RB Size 1 Offset 0/ The Worst Test Results for Middle							
Frequency(MHz)	S G.Lev (dBm)	Ant(dBi)	Loss	PMea	Limit	Margin	Polarity
				(dBm)	(dBm)	(dBm)	
3764.80	-33.86	12.60	12.93	-34.19	-13.00	-21.19	H
5647.47	-34.25	13.10	17.11	-38.26	-13.00	-25.26	H
7529.82	-32.78	11.50	22.20	-43.48	-13.00	-30.48	H
3764.80	-35.51	12.60	12.93	-35.84	-13.00	-22.84	V
5647.47	-34.93	13.10	17.11	-38.94	-13.00	-25.94	V
7529.82	-31.83	11.50	22.20	-42.53	-13.00	-29.53	V
CAT-M Band 25 / 10MHz / QPSK / RB Size 1 Offset 0/ The Worst Test Results for Highest							
Frequency(MHz)	S G.Lev (dBm)	Ant(dBi)	Loss	PMea	Limit	Margin	Polarity
				(dBm)	(dBm)	(dBm)	
3820.11	-34.43	12.60	12.93	-34.76	-13.00	-21.76	H
5730.00	-34.12	13.10	17.11	-38.13	-13.00	-25.13	H
7639.99	-33.40	11.50	22.20	-44.10	-13.00	-31.10	H
3820.11	-34.54	12.60	12.93	-34.87	-13.00	-21.87	V
5730.00	-34.26	13.10	17.11	-38.27	-13.00	-25.27	V
7639.99	-32.82	11.50	22.20	-43.52	-13.00	-30.52	V



CAT-M Band 25 / 15MHz / QPSK / RB Size 1 Offset 0/ The Worst Test Results for Lowest							
Frequency(MHz)	S G.Lev (dBm)	Ant(dBi)	Loss	PMea	Limit	Margin	Polarity
				(dBm)	(dBm)	(dBm)	
3715.02	-33.65	12.60	12.93	-33.98	-13.00	-20.98	H
5572.12	-35.05	13.10	17.11	-39.06	-13.00	-26.06	H
7430.84	-32.84	11.50	22.20	-43.54	-13.00	-30.54	H
3715.02	-35.31	12.60	12.93	-35.64	-13.00	-22.64	V
5572.12	-34.00	13.10	17.11	-38.01	-13.00	-25.01	V
7430.84	-32.79	11.50	22.20	-43.49	-13.00	-30.49	V
CAT-M Band 25 / 15MHz / QPSK / RB Size 1 Offset 0/ The Worst Test Results for Middle							
Frequency(MHz)	S G.Lev (dBm)	Ant(dBi)	Loss	PMea	Limit	Margin	Polarity
				(dBm)	(dBm)	(dBm)	
3765.11	-34.82	12.60	12.93	-35.15	-13.00	-22.15	H
5647.58	-34.54	13.10	17.11	-38.55	-13.00	-25.55	H
7429.88	-33.08	11.50	22.20	-43.78	-13.00	-30.78	H
3765.11	-35.85	12.60	12.93	-36.18	-13.00	-23.18	V
5647.58	-33.96	13.10	17.11	-37.97	-13.00	-24.97	V
7429.88	-32.67	11.50	22.20	-43.37	-13.00	-30.37	V
CAT-M Band 25 / 15MHz / QPSK / RB Size 1 Offset 0/ The Worst Test Results for Highest							
Frequency(MHz)	S G.Lev (dBm)	Ant(dBi)	Loss	PMea	Limit	Margin	Polarity
				(dBm)	(dBm)	(dBm)	
3815.42	-34.83	12.60	12.93	-35.16	-13.00	-22.16	H
5722.44	-35.04	13.10	17.11	-39.05	-13.00	-26.05	H
7630.35	-32.56	11.50	22.20	-43.26	-13.00	-30.26	H
3815.42	-35.54	12.60	12.93	-35.87	-13.00	-22.87	V
5722.44	-34.46	13.10	17.11	-38.47	-13.00	-25.47	V
7630.35	-32.18	11.50	22.20	-42.88	-13.00	-29.88	V



CAT-M Band 25 / 20MHz / QPSK / RB Size 1 Offset 0/ The Worst Test Results for Lowest							
Frequency(MHz)	S G.Lev (dBm)	Ant(dBi)	Loss	PMea	Limit	Margin	Polarity
				(dBm)	(dBm)	(dBm)	
3720.16	-34.59	12.60	12.93	-34.92	-13.00	-21.92	H
5580.45	-34.45	13.10	17.11	-38.46	-13.00	-25.46	H
7439.81	-32.80	11.50	22.20	-43.50	-13.00	-30.50	H
3720.16	-34.67	12.60	12.93	-35.00	-13.00	-22.00	V
5580.45	-35.04	13.10	17.11	-39.05	-13.00	-26.05	V
7439.81	-31.82	11.50	22.20	-42.52	-13.00	-29.52	V
CAT-M Band 25 / 10MHz / QPSK / RB Size 1 Offset 0/ The Worst Test Results for Middle							
Frequency(MHz)	S G.Lev (dBm)	Ant(dBi)	Loss	PMea	Limit	Margin	Polarity
				(dBm)	(dBm)	(dBm)	
3764.96	-34.00	12.60	12.93	-34.33	-13.00	-21.33	H
5647.23	-35.45	13.10	17.11	-39.46	-13.00	-26.46	H
7530.27	-32.43	11.50	22.20	-43.13	-13.00	-30.13	H
3764.96	-35.27	12.60	12.93	-35.60	-13.00	-22.60	V
5647.23	-34.60	13.10	17.11	-38.61	-13.00	-25.61	V
7530.27	-32.05	11.50	22.20	-42.75	-13.00	-29.75	V
CAT-M Band 25 / 10MHz / QPSK / RB Size 1 Offset 0/ The Worst Test Results for Highest							
Frequency(MHz)	S G.Lev (dBm)	Ant(dBi)	Loss	PMea	Limit	Margin	Polarity
				(dBm)	(dBm)	(dBm)	
3810.57	-34.10	12.60	12.93	-34.43	-13.00	-21.43	H
5715.39	-35.30	13.10	17.11	-39.31	-13.00	-26.31	H
7619.77	-32.49	11.50	22.20	-43.19	-13.00	-30.19	H
3810.57	-34.97	12.60	12.93	-35.30	-13.00	-22.30	V
5715.39	-34.76	13.10	17.11	-38.77	-13.00	-25.77	V
7619.77	-32.18	11.50	22.20	-42.88	-13.00	-29.88	V



CAT-M Band 26(Part 22) / 1.4MHz / QPSK / RB Size 1 Offset 0/ The Worst Test Results for Lowest							
Frequency(MHz)	S G.Lev (dBm)	Ant(dBi)	Loss	PMea	Limit	Margin	Polarity
				(dBm)	(dBm)	(dBm)	
1649.22	-34.81	9.56	9.72	-34.97	-13.00	-21.97	H
2473.23	-34.14	10.50	10.86	-34.50	-13.00	-21.50	H
3298.96	-32.48	12.78	11.57	-31.27	-13.00	-18.27	H
1649.22	-35.76	9.56	9.72	-35.92	-13.00	-22.92	V
2473.23	-34.74	10.50	10.86	-35.10	-13.00	-22.10	V
3298.96	-32.07	12.78	11.57	-30.86	-13.00	-17.86	V
CAT-M Band 26(Part 22) / 1.4MHz / QPSK / RB Size 1 Offset 0/ The Worst Test Results for Middle							
Frequency(MHz)	S G.Lev (dBm)	Ant(dBi)	Loss	PMea	Limit	Margin	Polarity
				(dBm)	(dBm)	(dBm)	
1672.99	-34.71	9.56	9.72	-34.87	-13.00	-21.87	H
2508.95	-35.06	10.50	10.86	-35.42	-13.00	-22.42	H
3345.98	-33.20	12.78	11.57	-31.99	-13.00	-18.99	H
1672.99	-35.64	9.56	9.72	-35.80	-13.00	-22.80	V
2508.95	-33.94	10.50	10.86	-34.30	-13.00	-21.30	V
3345.98	-32.89	12.78	11.57	-31.68	-13.00	-18.68	V
CAT-M Band 26(Part 22) / 1.4MHz / QPSK / RB Size 1 Offset 0/ The Worst Test Results for Highest							
Frequency(MHz)	S G.Lev (dBm)	Ant(dBi)	Loss	PMea	Limit	Margin	Polarity
				(dBm)	(dBm)	(dBm)	
1696.51	-33.98	9.56	9.72	-34.14	-13.00	-21.14	H
2544.85	-34.45	10.50	10.86	-34.81	-13.00	-21.81	H
3392.94	-33.58	12.78	11.57	-32.37	-13.00	-19.37	H
1696.51	-34.84	9.56	9.72	-35.00	-13.00	-22.00	V
2544.85	-33.87	10.50	10.86	-34.23	-13.00	-21.23	V
3392.94	-32.79	12.78	11.57	-31.58	-13.00	-18.58	V



CAT-M Band 26(Part 22) / 3MHz / QPSK / RB Size 1 Offset 0/ The Worst Test Results for Lowest							
Frequency(MHz)	S G.Lev (dBm)	Ant(dBi)	Loss	PMea	Limit	Margin	Polarity
				(dBm)	(dBm)	(dBm)	
1651.19	-34.44	9.56	9.72	-34.60	-13.00	-21.60	H
2476.58	-34.90	10.50	10.86	-35.26	-13.00	-22.26	H
3301.75	-33.63	12.78	11.57	-32.42	-13.00	-19.42	H
1651.19	-35.26	9.56	9.72	-35.42	-13.00	-22.42	V
2476.58	-34.43	10.50	10.86	-34.79	-13.00	-21.79	V
3301.75	-33.10	12.78	11.57	-31.89	-13.00	-18.89	V
CAT-M Band 26(Part 22) / 3MHz / QPSK / RB Size 1 Offset 0/ The Worst Test Results for Middle							
Frequency(MHz)	S G.Lev (dBm)	Ant(dBi)	Loss	PMea	Limit	Margin	Polarity
				(dBm)	(dBm)	(dBm)	
1672.85	-33.54	9.56	9.72	-33.70	-13.00	-20.70	H
2509.23	-34.43	10.50	10.86	-34.79	-13.00	-21.79	H
3345.96	-32.83	12.78	11.57	-31.62	-13.00	-18.62	H
1672.85	-35.08	9.56	9.72	-35.24	-13.00	-22.24	V
2509.23	-33.96	10.50	10.86	-34.32	-13.00	-21.32	V
3345.96	-31.94	12.78	11.57	-30.73	-13.00	-17.73	V
CAT-M Band 26 / 3MHz / QPSK / RB Size 1 Offset 0/ The Worst Test Results for Highest							
Frequency(MHz)	S G.Lev (dBm)	Ant(dBi)	Loss	PMea	Limit	Margin	Polarity
				(dBm)	(dBm)	(dBm)	
1695.54	-33.55	9.56	9.72	-33.71	-13.00	-20.71	H
2542.35	-35.41	10.50	10.86	-35.77	-13.00	-22.77	H
3390.12	-32.68	12.78	11.57	-31.47	-13.00	-18.47	H
1695.54	-34.78	9.56	9.72	-34.94	-13.00	-21.94	V
2542.35	-35.18	10.50	10.86	-35.54	-13.00	-22.54	V
3390.12	-31.88	12.78	11.57	-30.67	-13.00	-17.67	V



CAT-M Band 26(Part 22) / 5MHz / QPSK / RB Size 1 Offset 0/ The Worst Test Results for Lowest							
Frequency(MHz)	S G.Lev (dBm)	Ant(dBi)	Loss	PMea	Limit	Margin	Polarity
				(dBm)	(dBm)	(dBm)	
1652.65	-34.72	9.56	9.72	-34.88	-13.00	-21.88	H
2479.66	-34.45	10.50	10.86	-34.81	-13.00	-21.81	H
3306.52	-32.50	12.78	11.57	-31.29	-13.00	-18.29	H
1652.65	-34.86	9.56	9.72	-35.02	-13.00	-22.02	V
2479.66	-35.24	10.50	10.86	-35.60	-13.00	-22.60	V
3306.52	-32.12	12.78	11.57	-30.91	-13.00	-17.91	V
CAT-M Band 26(Part 22) / 5MHz / QPSK / RB Size 1 Offset 0/ The Worst Test Results for Middle							
Frequency(MHz)	S G.Lev (dBm)	Ant(dBi)	Loss	PMea	Limit	Margin	Polarity
				(dBm)	(dBm)	(dBm)	
1673.22	-34.84	9.56	9.72	-35.00	-13.00	-22.00	H
2509.20	-34.31	10.50	10.86	-34.67	-13.00	-21.67	H
3345.83	-32.23	12.78	11.57	-31.02	-13.00	-18.02	H
1673.22	-34.60	9.56	9.72	-34.76	-13.00	-21.76	V
2509.20	-33.84	10.50	10.86	-34.20	-13.00	-21.20	V
3345.83	-32.05	12.78	11.57	-30.84	-13.00	-17.84	V
CAT-M Band 26(Part 22) / 5MHz / QPSK / RB Size 1 Offset 0/ The Worst Test Results for Highest							
Frequency(MHz)	S G.Lev (dBm)	Ant(dBi)	Loss	PMea	Limit	Margin	Polarity
				(dBm)	(dBm)	(dBm)	
1693.44	-34.83	9.56	9.72	-34.99	-13.00	-21.99	H
2539.29	-35.31	10.50	10.86	-35.67	-13.00	-22.67	H
3386.20	-33.48	12.78	11.57	-32.27	-13.00	-19.27	H
1693.44	-34.77	9.56	9.72	-34.93	-13.00	-21.93	V
2539.29	-34.49	10.50	10.86	-34.85	-13.00	-21.85	V
3386.20	-32.11	12.78	11.57	-30.90	-13.00	-17.90	V



CAT-M Band 26(Part 22) / 10MHz / QPSK / RB Size 1 Offset 0/ The Worst Test Results for Lowest							
Frequency(MHz)	S G.Lev (dBm)	Ant(dBi)	Loss	PMea	Limit	Margin	Polarity
				(dBm)	(dBm)	(dBm)	
1657.92	-34.89	9.56	9.72	-35.05	-13.00	-22.05	H
2486.43	-35.04	10.50	10.86	-35.40	-13.00	-22.40	H
3315.67	-32.89	12.78	11.57	-31.68	-13.00	-18.68	H
1657.92	-35.78	9.56	9.72	-35.94	-13.00	-22.94	V
2486.43	-34.02	10.50	10.86	-34.38	-13.00	-21.38	V
3315.67	-32.05	12.78	11.57	-30.84	-13.00	-17.84	V
CAT-M Band 26(Part 22) / 10MHz / QPSK / RB Size 1 Offset 0/ The Worst Test Results for Middle							
Frequency(MHz)	S G.Lev (dBm)	Ant(dBi)	Loss	PMea	Limit	Margin	Polarity
				(dBm)	(dBm)	(dBm)	
1672.82	-33.73	9.56	9.72	-33.89	-13.00	-20.89	H
2509.17	-34.14	10.50	10.86	-34.50	-13.00	-21.50	H
3346.03	-33.49	12.78	11.57	-32.28	-13.00	-19.28	H
1672.82	-34.63	9.56	9.72	-34.79	-13.00	-21.79	V
2509.17	-34.99	10.50	10.86	-35.35	-13.00	-22.35	V
3346.03	-32.09	12.78	11.57	-30.88	-13.00	-17.88	V
CAT-M Band 26(Part 22) / 10MHz / QPSK / RB Size 1 Offset 0/ The Worst Test Results for Highest							
Frequency(MHz)	S G.Lev (dBm)	Ant(dBi)	Loss	PMea	Limit	Margin	Polarity
				(dBm)	(dBm)	(dBm)	
1688.51	-33.70	9.56	9.72	-33.86	-13.00	-20.86	H
2532.31	-35.03	10.50	10.86	-35.39	-13.00	-22.39	H
3376.17	-33.24	12.78	11.57	-32.03	-13.00	-19.03	H
1688.51	-34.85	9.56	9.72	-35.01	-13.00	-22.01	V
2532.31	-35.16	10.50	10.86	-35.52	-13.00	-22.52	V
3376.17	-32.39	12.78	11.57	-31.18	-13.00	-18.18	V



CAT-M Band 26(Part 22) / 15MHz / QPSK / RB Size 1 Offset 0/ The Worst Test Results for Lowest							
Frequency(MHz)	S G.Lev (dBm)	Ant(dBi)	Loss	PMea	Limit	Margin	Polarity
				(dBm)	(dBm)	(dBm)	
1663.04	-34.61	9.56	9.72	-34.77	-13.00	-21.77	H
2494.39	-34.88	10.50	10.86	-35.24	-13.00	-22.24	H
3325.62	-33.37	12.78	11.57	-32.16	-13.00	-19.16	H
1663.04	-35.67	9.56	9.72	-35.83	-13.00	-22.83	V
2494.39	-35.14	10.50	10.86	-35.50	-13.00	-22.50	V
3325.62	-32.95	12.78	11.57	-31.74	-13.00	-18.74	V
CAT-M Band 26(Part 22) / 15MHz / QPSK / RB Size 1 Offset 0/ The Worst Test Results for Middle							
Frequency(MHz)	S G.Lev (dBm)	Ant(dBi)	Loss	PMea	Limit	Margin	Polarity
				(dBm)	(dBm)	(dBm)	
1672.93	-34.57	9.56	9.72	-34.73	-13.00	-21.73	H
2509.16	-34.67	10.50	10.86	-35.03	-13.00	-22.03	H
3345.90	-32.35	12.78	11.57	-31.14	-13.00	-18.14	H
1672.93	-35.07	9.56	9.72	-35.23	-13.00	-22.23	V
2509.16	-34.95	10.50	10.86	-35.31	-13.00	-22.31	V
3345.90	-32.09	12.78	11.57	-30.88	-13.00	-17.88	V
CAT-M Band 26(Part 22) / 15MHz / QPSK / RB Size 1 Offset 0/ The Worst Test Results for Highest							
Frequency(MHz)	S G.Lev (dBm)	Ant(dBi)	Loss	PMea	Limit	Margin	Polarity
				(dBm)	(dBm)	(dBm)	
1683.45	-34.59	9.56	9.72	-34.75	-13.00	-21.75	H
2524.10	-35.28	10.50	10.86	-35.64	-13.00	-22.64	H
3366.55	-33.55	12.78	11.57	-32.34	-13.00	-19.34	H
1683.45	-34.66	9.56	9.72	-34.82	-13.00	-21.82	V
2524.10	-33.88	10.50	10.86	-34.24	-13.00	-21.24	V
3366.55	-31.74	12.78	11.57	-30.53	-13.00	-17.53	V



LTE Band 26(Part 90) / 1.4MHz / QPSK / RB Size 1 Offset 0/ The Worst Test Results for Lowest							
Frequency(MHz)	S G.Lev (dBm)	Ant(dBi)	Loss	PMea	Limit	Margin	Polarity
				(dBm)	(dBm)	(dBm)	
1629.09	-34.86	9.56	9.72	-35.02	-13.00	-22.02	H
2443.81	-34.83	10.50	10.86	-35.19	-13.00	-22.19	H
3258.69	-32.65	12.78	11.57	-31.44	-13.00	-18.44	H
1629.09	-35.45	9.56	9.72	-35.61	-13.00	-22.61	V
2443.81	-34.78	10.50	10.86	-35.14	-13.00	-22.14	V
3258.69	-32.66	12.78	11.57	-31.45	-13.00	-18.45	V

LTE Band 26(Part 90) / 3MHz / QPSK / RB Size 1 Offset 0/ The Worst Test Results for Lowest							
Frequency(MHz)	S G.Lev (dBm)	Ant(dBi)	Loss	PMea	Limit	Margin	Polarity
				(dBm)	(dBm)	(dBm)	
1631.23	-34.84	9.56	9.72	-35.00	-13.00	-22.00	H
2446.65	-35.17	10.50	10.86	-35.53	-13.00	-22.53	H
3261.70	-33.49	12.78	11.57	-32.28	-13.00	-19.28	H
1631.23	-34.55	9.56	9.72	-34.71	-13.00	-21.71	V
2446.65	-35.00	10.50	10.86	-35.36	-13.00	-22.36	V
3261.70	-32.96	12.78	11.57	-31.75	-13.00	-18.75	V

LTE Band 26(Part 90) / 5MHz / QPSK / RB Size 1 Offset 0/ The Worst Test Results for Lowest							
Frequency(MHz)	S G.Lev (dBm)	Ant(dBi)	Loss	PMea	Limit	Margin	Polarity
				(dBm)	(dBm)	(dBm)	
1633.06	-34.92	9.56	9.72	-35.08	-13.00	-22.08	H
2449.66	-34.88	10.50	10.86	-35.24	-13.00	-22.24	H
3266.78	-33.38	12.78	11.57	-32.17	-13.00	-19.17	H
1633.06	-35.15	9.56	9.72	-35.31	-13.00	-22.31	V
2449.66	-34.24	10.50	10.86	-34.60	-13.00	-21.60	V
3266.78	-31.77	12.78	11.57	-30.56	-13.00	-17.56	V

LTE Band 26(Part 90) / 10MHz / QPSK / RB Size 1 Offset 0/ The Worst Test Results for Lowest							
Frequency(MHz)	S G.Lev (dBm)	Ant(dBi)	Loss	PMea	Limit	Margin	Polarity
				(dBm)	(dBm)	(dBm)	
1637.80	-34.61	9.56	9.72	-34.77	-13.00	-21.77	H
2457.03	-34.41	10.50	10.86	-34.77	-13.00	-21.77	H
3276.08	-32.65	12.78	11.57	-31.44	-13.00	-18.44	H
1637.80	-34.60	9.56	9.72	-34.76	-13.00	-21.76	V
2457.03	-35.15	10.50	10.86	-35.51	-13.00	-22.51	V
3276.08	-33.16	12.78	11.57	-31.95	-13.00	-18.95	V



APPENDIX-PHOTOS OF TEST SETUP

Note: See test photos in setup photo document for the actual connections between Product and support equipment.

*****END OF THE REPORT*****

