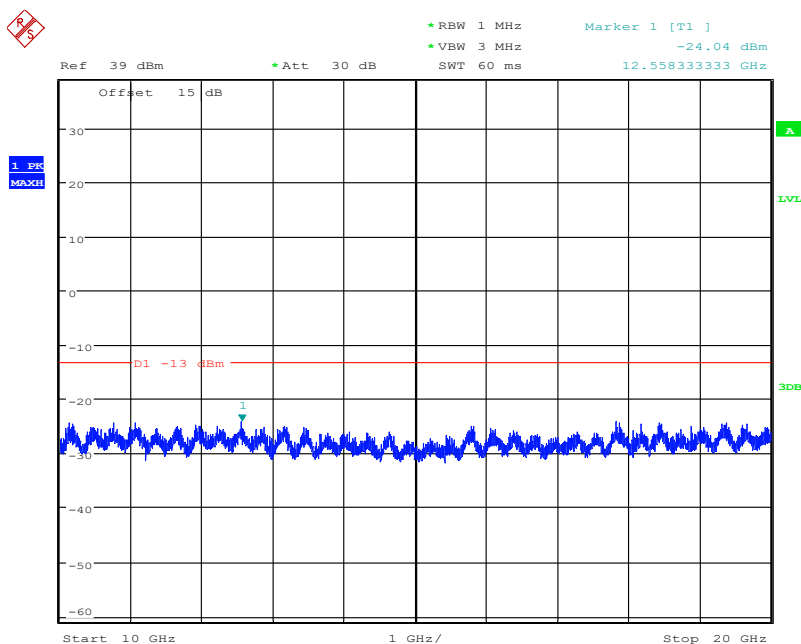
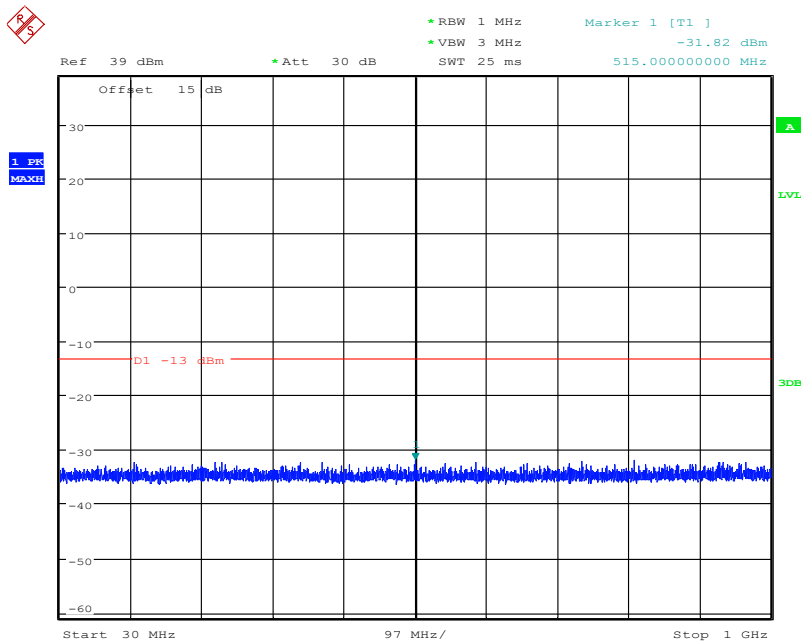


Report No.:B19W50598-WWAN_Rev1



Date: 22.FEB.2020 02:32:23

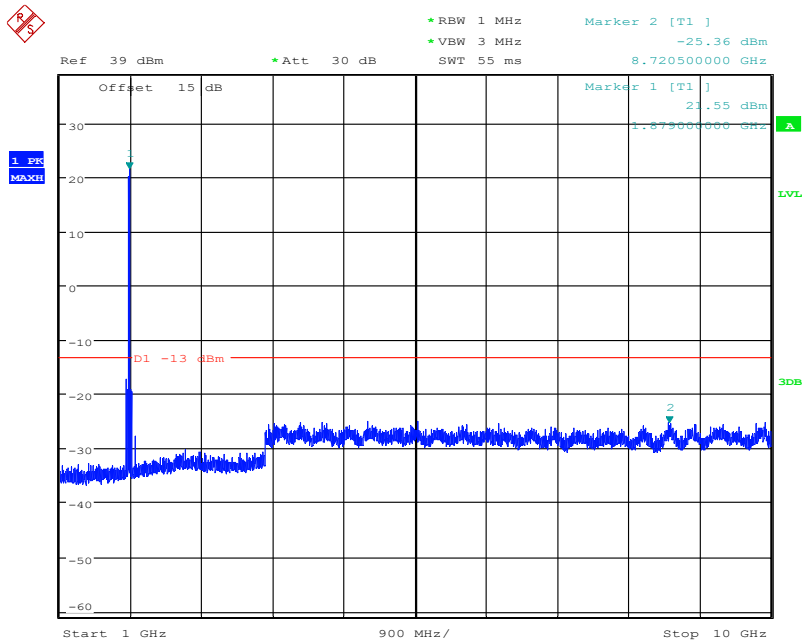
WCDMA Band 2 QPSK Mode Middle Channel, 1880 MHz, 10GHz to 20GHz



Date: 22.FEB.2020 02:31:28

WCDMA Band 2 16QAM Mode Middle Channel, 1880 MHz, 30MHz to 1GHz

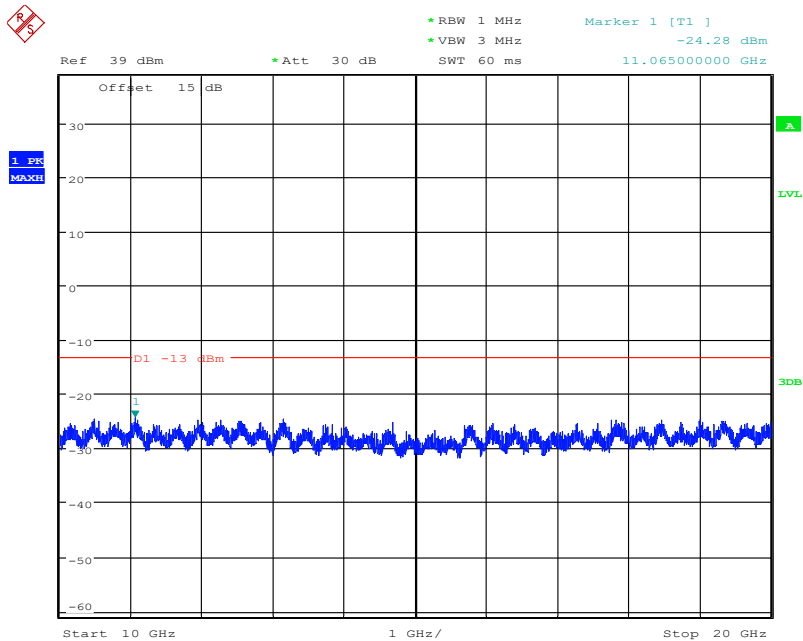
Report No.:B19W50598-WWAN_Rev1



Date: 22.FEB.2020 02:31:47

WCDMA Band 2 16QAM Mode Middle Channel, 1880 MHz, 1GHz to 10GHz

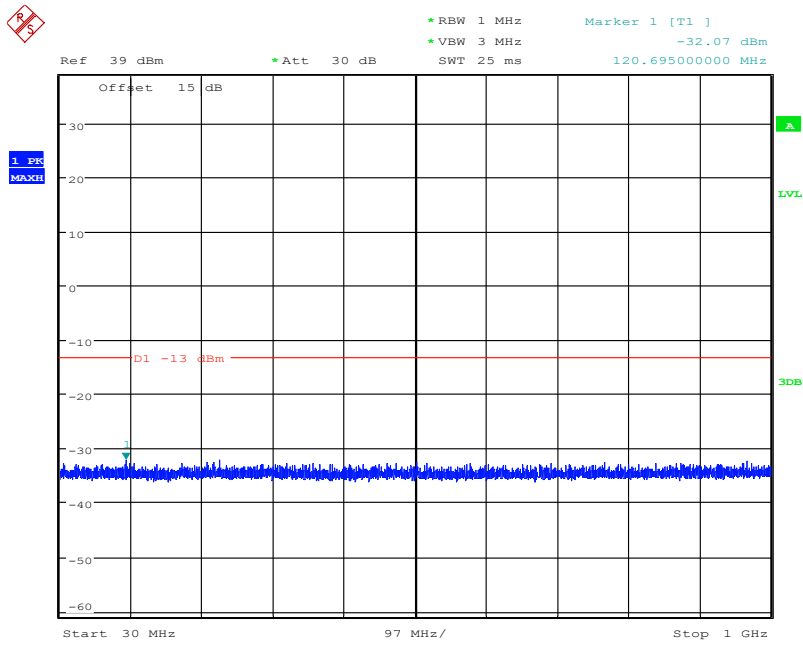
Note: The strong emission shown in each case is the carrier signal.



Date: 22.FEB.2020 02:32:02

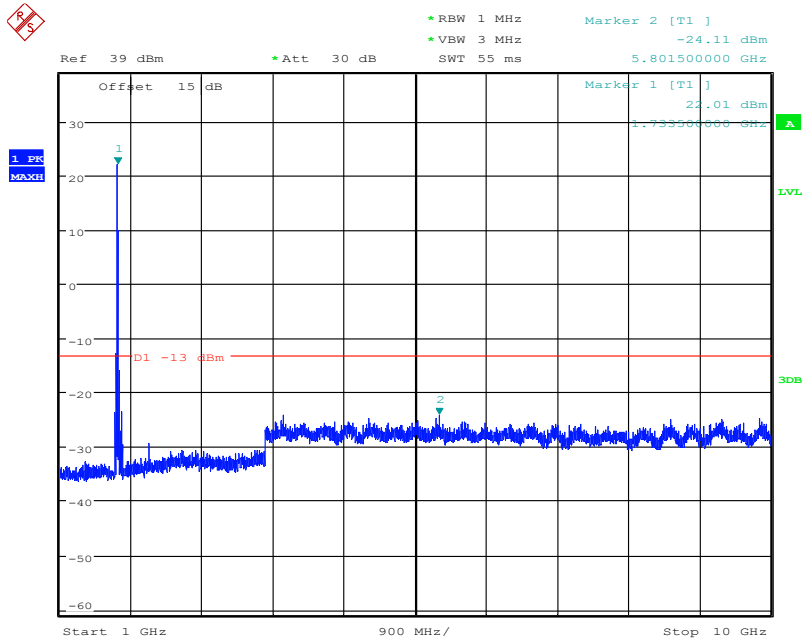
WCDMA Band 2 16QAM Mode Middle Channel, 1880 MHz, 10GHz to 20GHz

5.3.4 WCDMA Band 4 Conducted Spurious Emission Results



Date: 22.FEB.2020 02:29:27

WCDMA Band 4 QPSK Mode Middle Channel, 1732.4 MHz, 30MHz to 1GHz

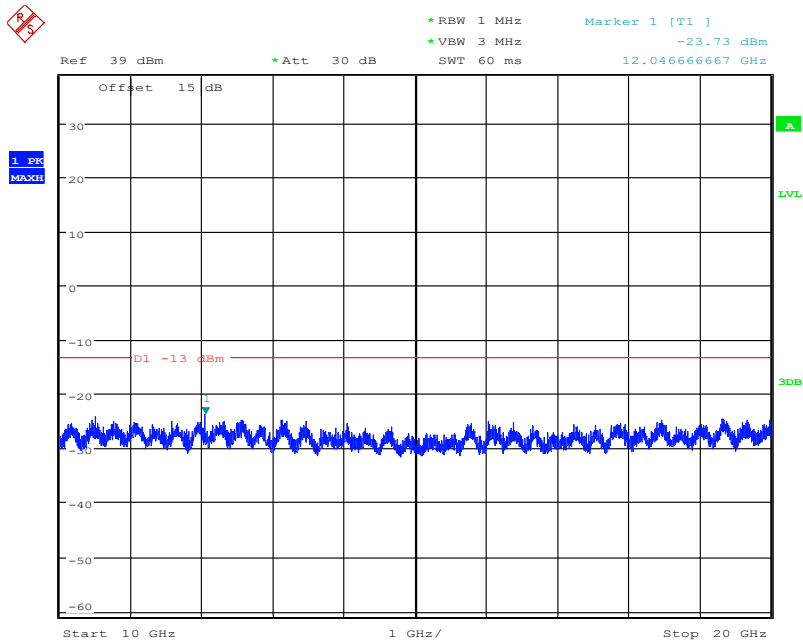


Date: 22.FEB.2020 02:29:49

WCDMA Band 4 QPSK Mode Middle Channel, 1732.4 MHz, 1GHz to 10GHz

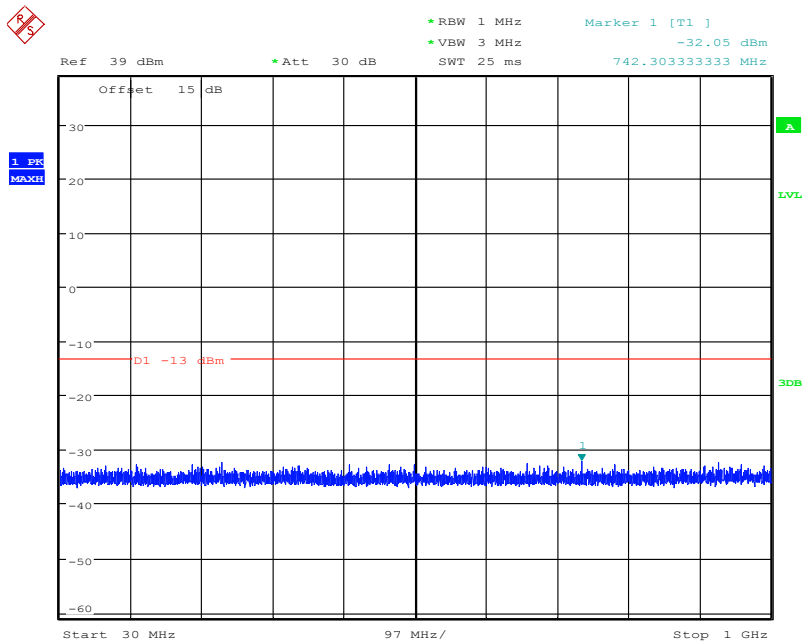
Note: The strong emission shown in each case is the carrier signal.

Report No.:B19W50598-WWAN_Rev1



Date: 22.FEB.2020 02:30:03

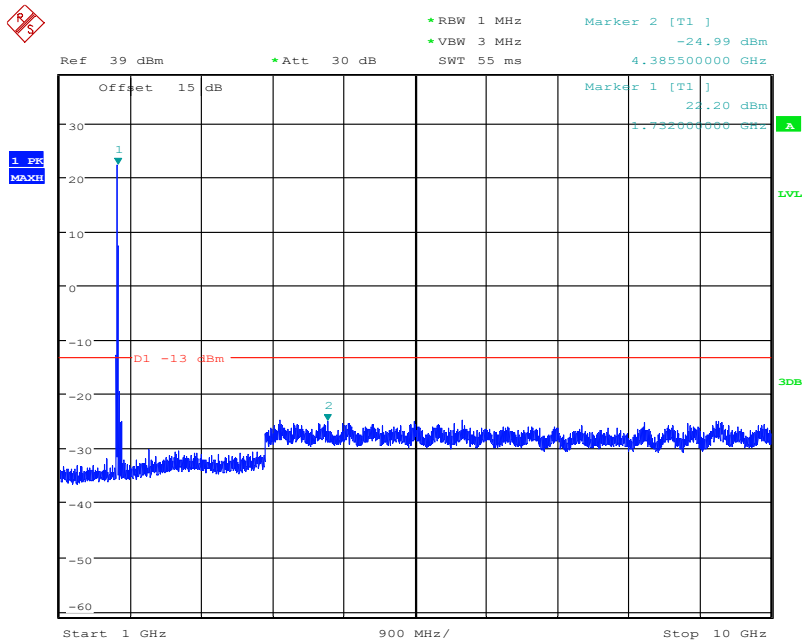
WCDMA Band 4 QPSK Mode Middle Channel, 1732.4 MHz, 10GHz to 20GHz



Date: 22.FEB.2020 02:31:03

WCDMA Band 4 16QAM Mode Middle Channel, 1732.4 MHz, 30MHz to 1GHz

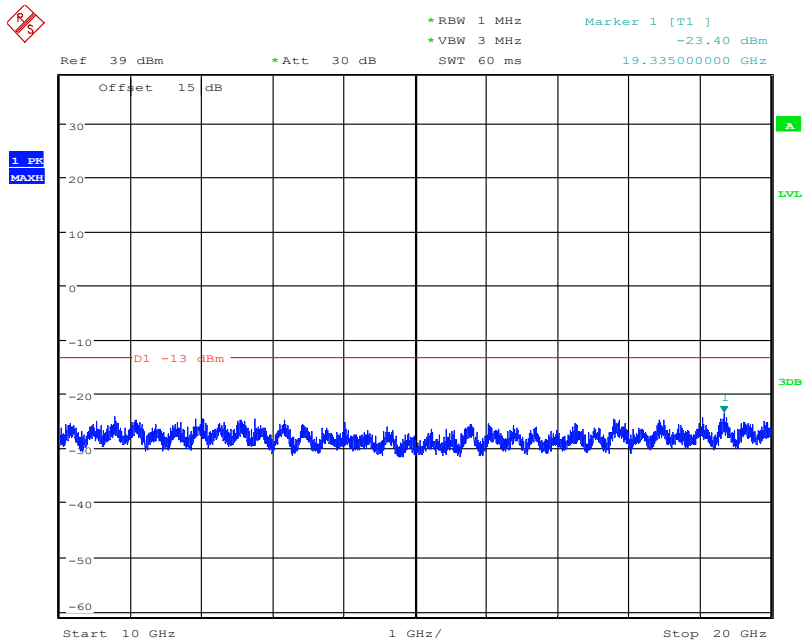
Report No.:B19W50598-WWAN_Rev1



Date: 22.FEB.2020 02:30:41

WCDMA Band 4 16QAM Mode Middle Channel, 1732.4 MHz, 1GHz to 10GHz

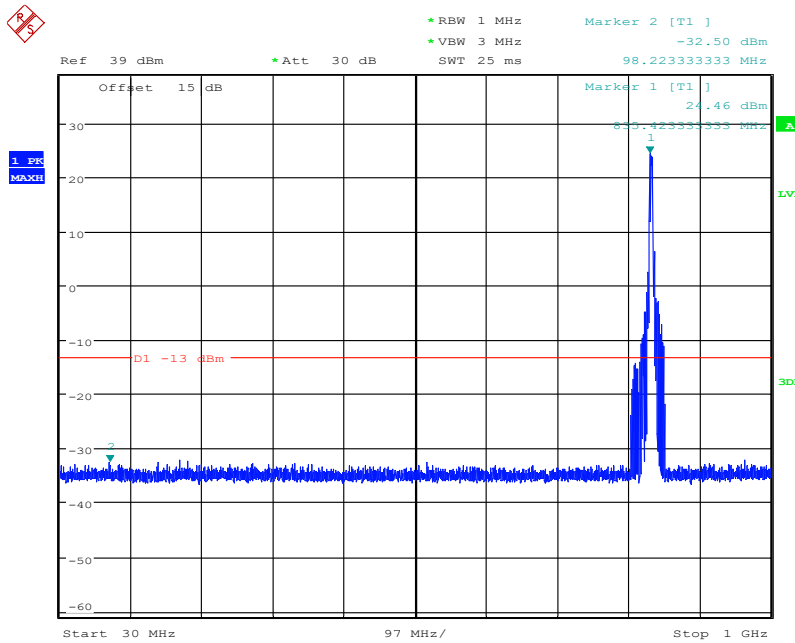
Note: The strong emission shown in each case is the carrier signal.



Date: 22.FEB.2020 02:30:19

WCDMA Band 4 16QAM Mode Middle Channel, 1732.4 MHz, 10GHz to 20GHz

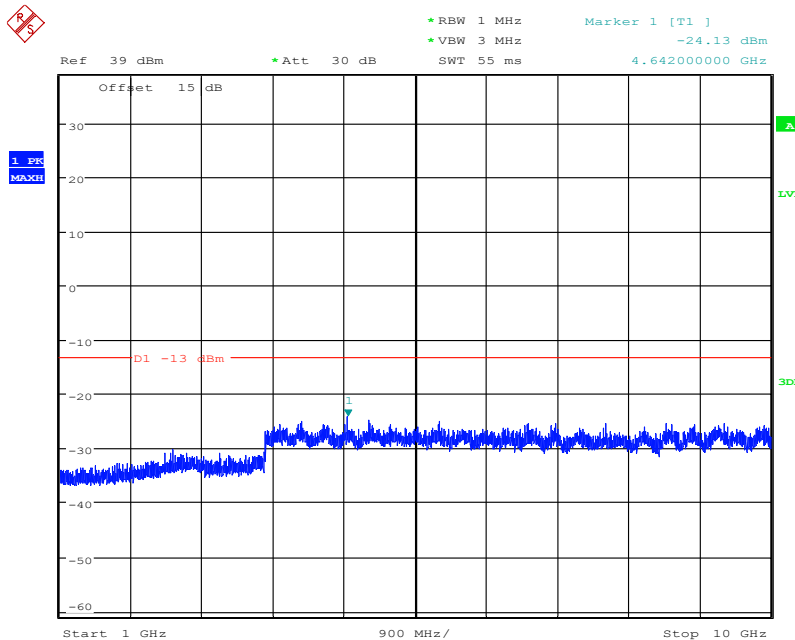
5.3.5 WCDMA Band 5 Conducted Spurious Emission Results



Date: 22.FEB.2020 02:27:38

WCDMA Band 5 QPSK Mode Middle Channel, 836.4 MHz, 30MHz to 1GHz

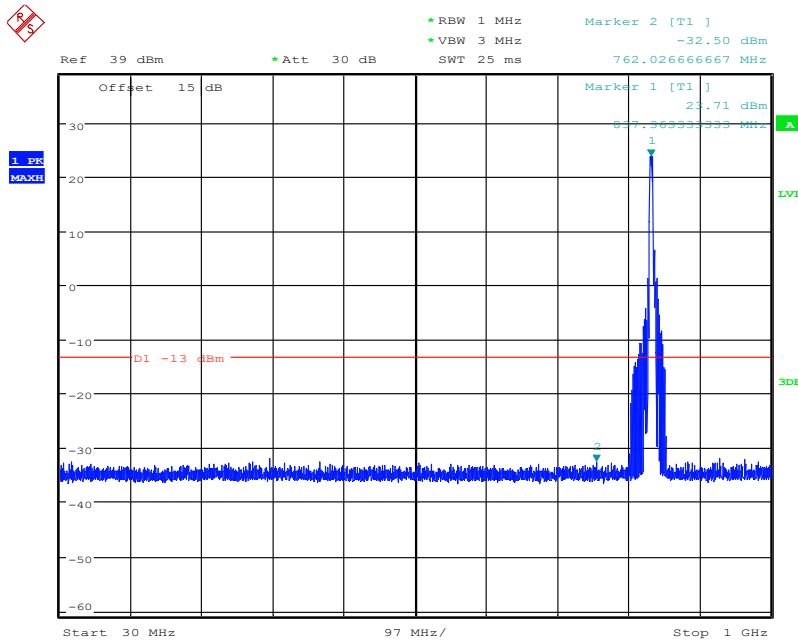
Note: The strong emission shown in each case is the carrier signal.



Date: 22.FEB.2020 02:27:04

WCDMA Band 5 QPSK Mode Middle Channel, 836.4 MHz, 1GHz to 10GHz

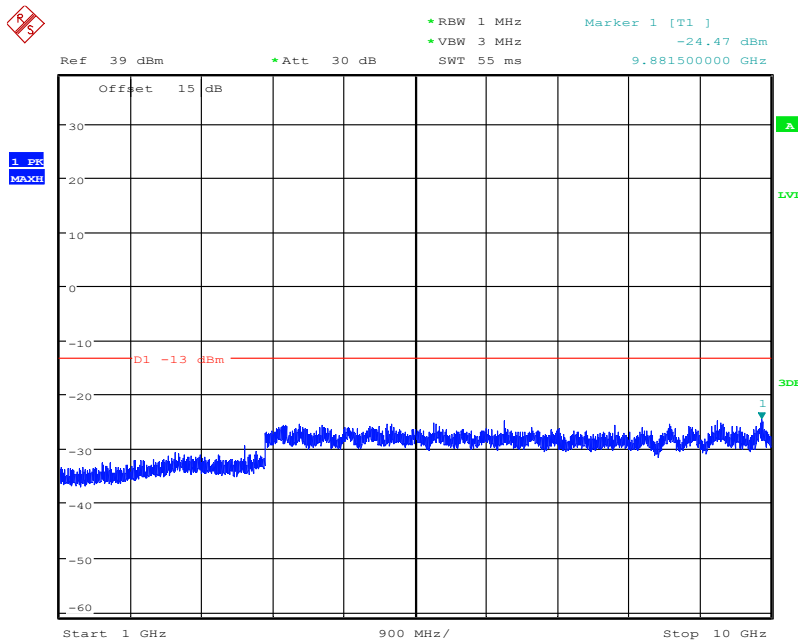
Address: No. 8,Yuma Road, Chayuan New City, Nan'an District, Chongqing, P. R. China,401336
Tel: 0086-23-88069965 FAX: 0086-23-88608777



Date: 22.FEB.2020 02:26:21

WCDMA Band 5 16QAM Mode Middle Channel, 836.4 MHz, 30MHz to 1GHz

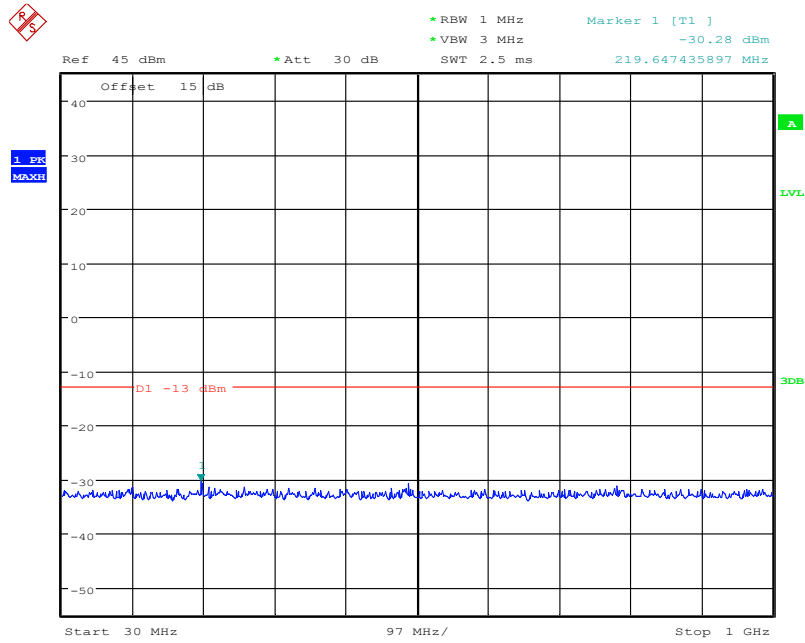
Note: The strong emission shown in each case is the carrier signal.



Date: 22.FEB.2020 02:26:38

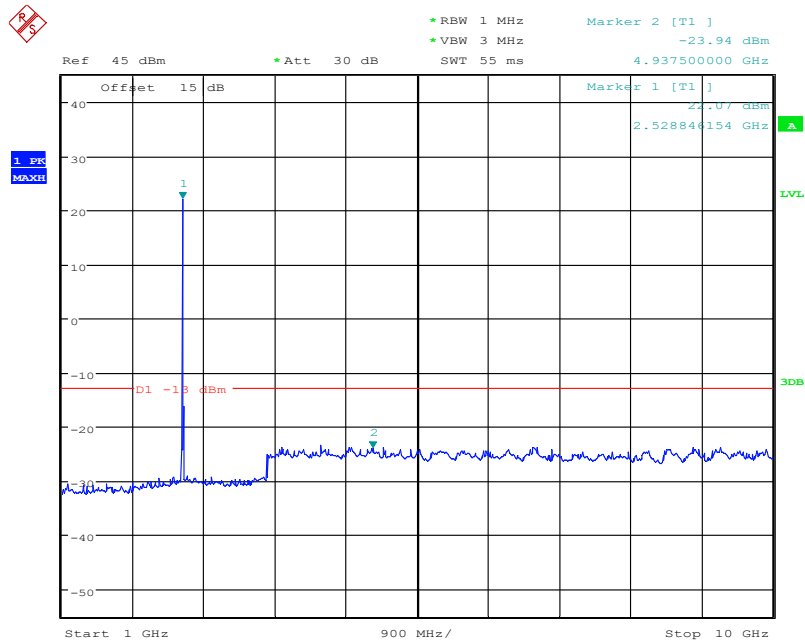
WCDMA Band 5 16QAM Mode Middle Channel, 836.4 MHz, 1GHz to 10GHz

5.3.6 LTE B7 Conducted Spurious Emission Results



Date: 20.FEB.2020 22:39:46

5MHz bandwidth QPSK Mode Middle Channel, 2535 MHz,30MHz to 1GHz



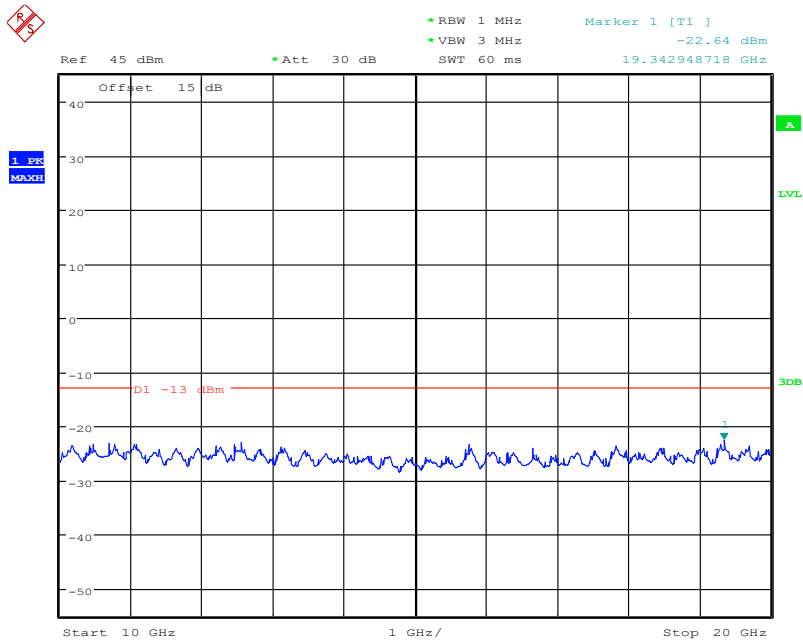
Date: 20.FEB.2020 22:39:21

5MHz bandwidth QPSK Mode Middle Channel, 2535 MHz,1GHz to 10GHz

Address: No. 8,Yuma Road, Chayuan New City, Nan'an District, Chongqing, P. R. China,401336
Tel: 0086-23-88069965 FAX: 0086-23-88608777

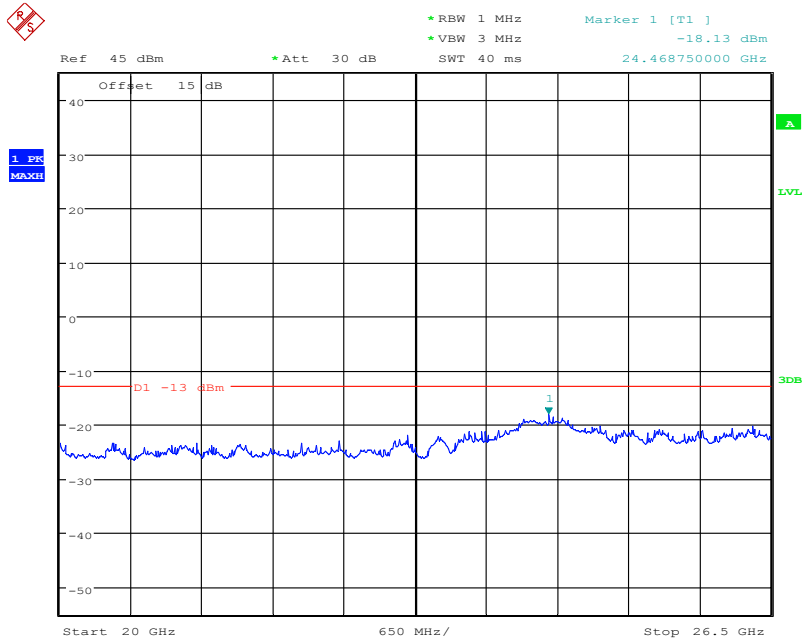
Report No.:B19W50598-WWAN_Rev1

Note: The strong emission shown in each case is the carrier signal.



Date: 20.FEB.2020 22:40:46

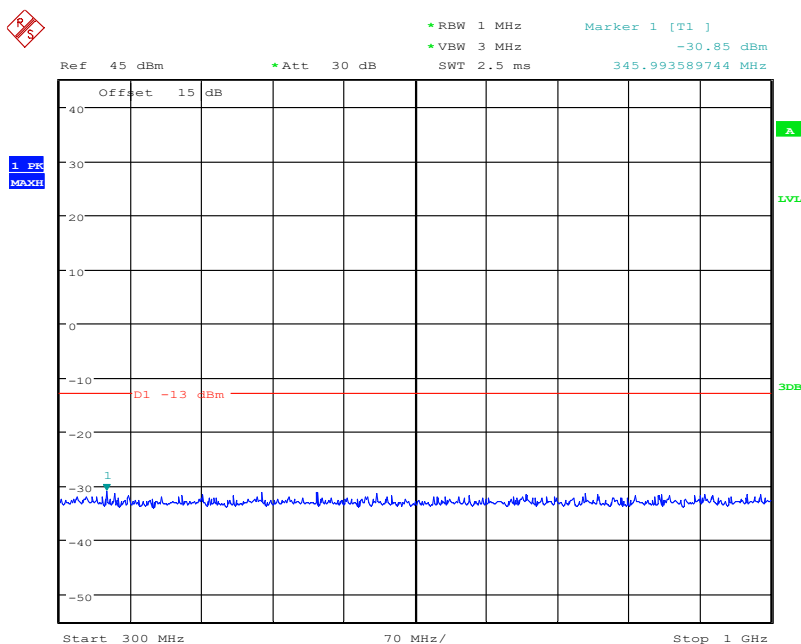
5MHz bandwidth QPSK Mode Middle Channel, 2535 MHz,10GHz to 20GHz



Date: 20.FEB.2020 22:41:35

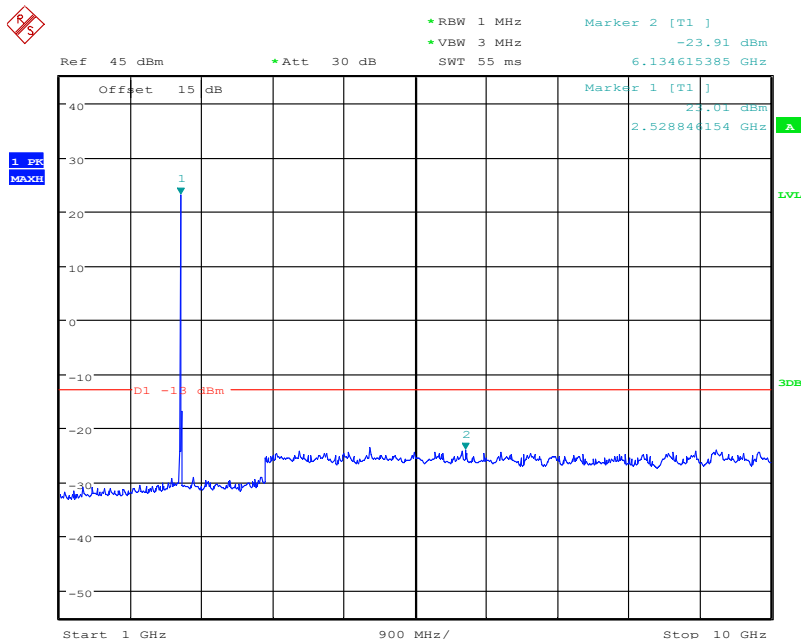
5MHz bandwidth QPSK Mode Middle Channel, 2535 MHz,20GHz to 26.5GHz

Report No.:B19W50598-WWAN_Rev1



Date: 20.FEB.2020 22:42:46

5MHz bandwidth 16QAM Mode Middle Channel, 2535 MHz,30MHz to 1GHz

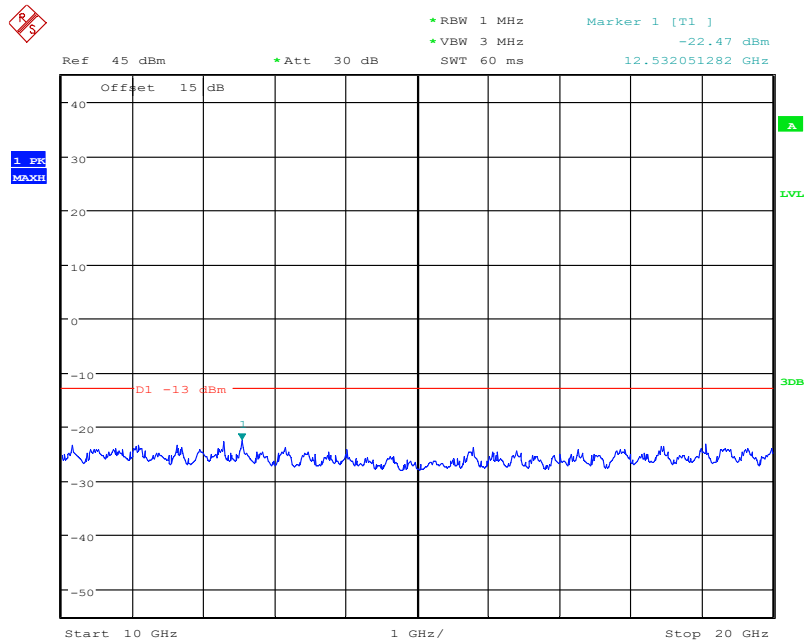


Date: 20.FEB.2020 22:43:16

5MHz bandwidth 16QAM Mode Middle Channel, 2535 MHz,1GHz to 10GHz

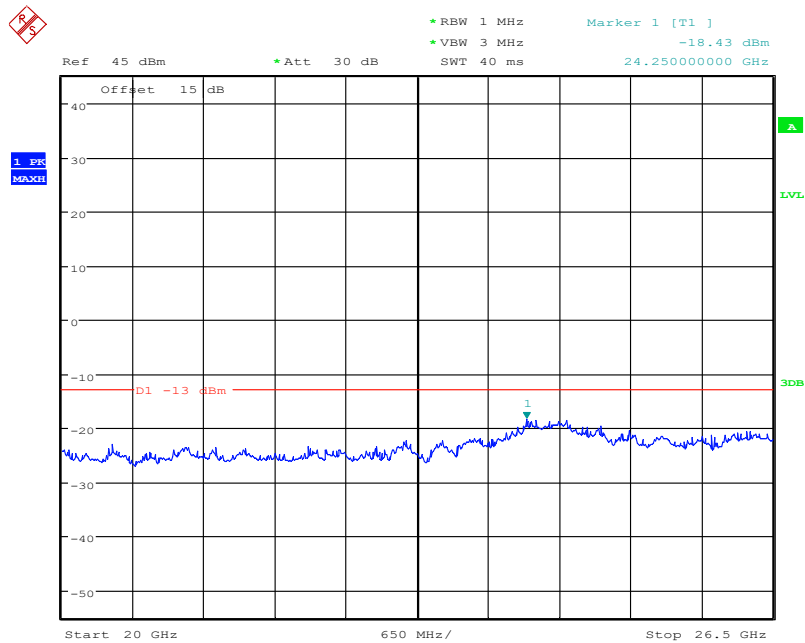
Note: The strong emission shown in each case is the carrier signal.

Report No.:B19W50598-WWAN_Rev1



Date: 20.FEB.2020 22:43:41

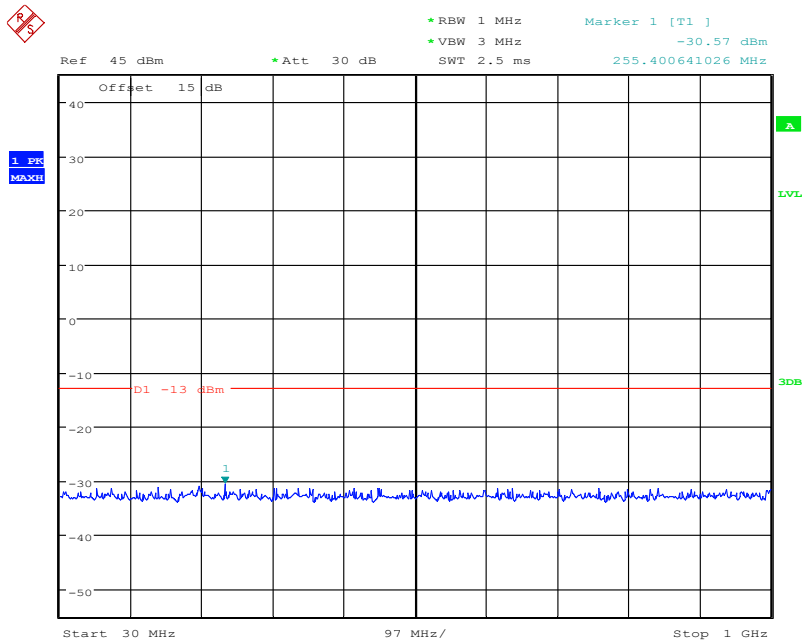
5MHz bandwidth 16QAM Mode Middle Channel, 2535 MHz, 10GHz to 20GHz



Date: 20.FEB.2020 22:42:10

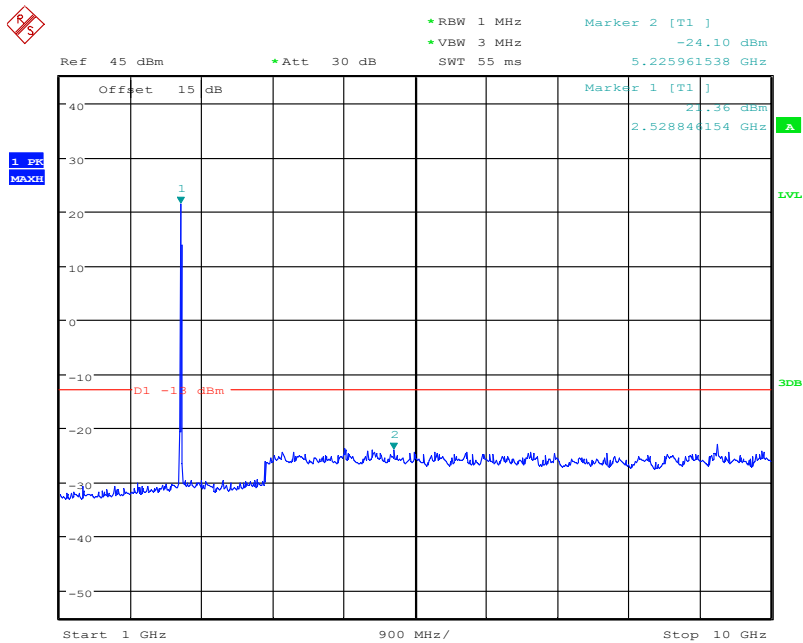
5MHz bandwidth 16QAM Mode Middle Channel, 2535 MHz, 20GHz to 26.5GHz

Report No.:B19W50598-WWAN_Rev1



Date: 20.FEB.2020 22:44:39

10MHz bandwidth QPSK Mode Middle Channel, 2535 MHz,30MHz to 1GHz

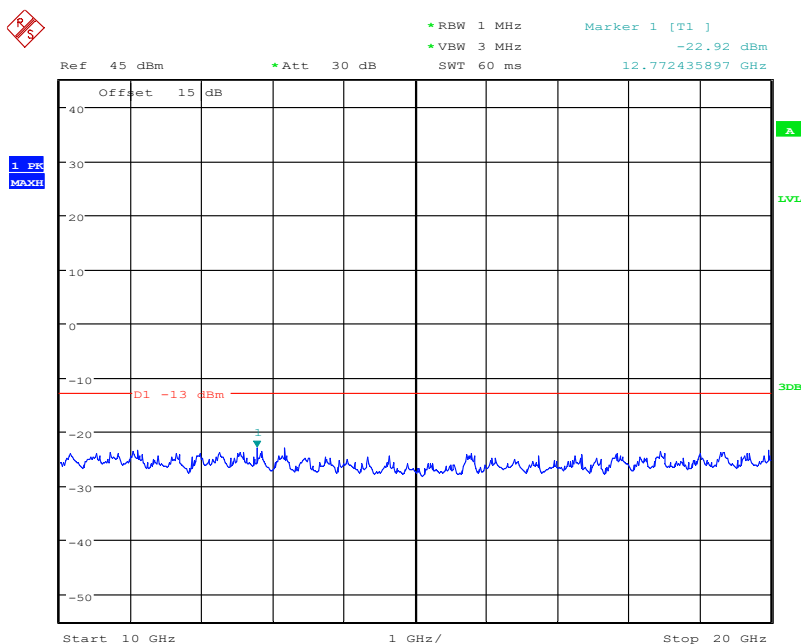


Date: 20.FEB.2020 22:45:00

10MHz bandwidth QPSK Mode Middle Channel, 2535 MHz,1GHz to 10GHz

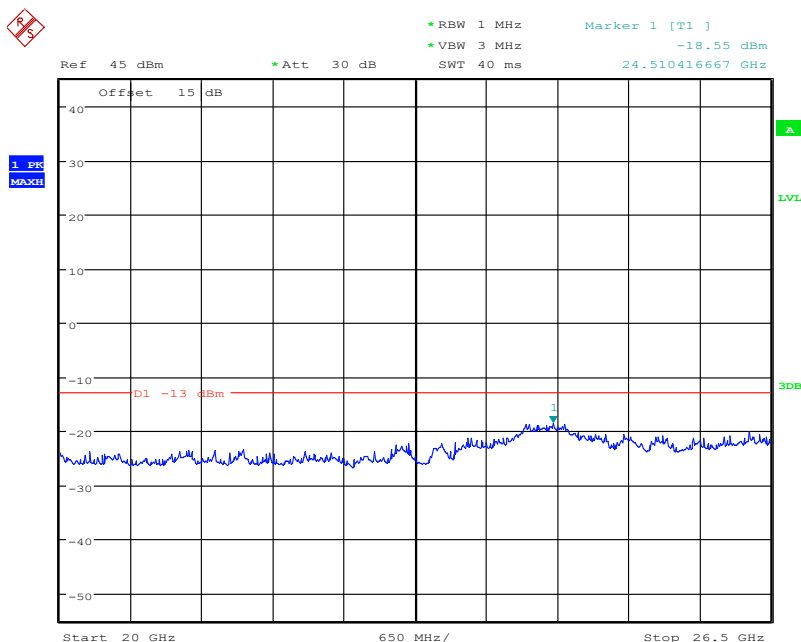
Note: The strong emission shown in each case is the carrier signal.

Report No.:B19W50598-WWAN_Rev1



Date: 20.FEB.2020 22:45:37

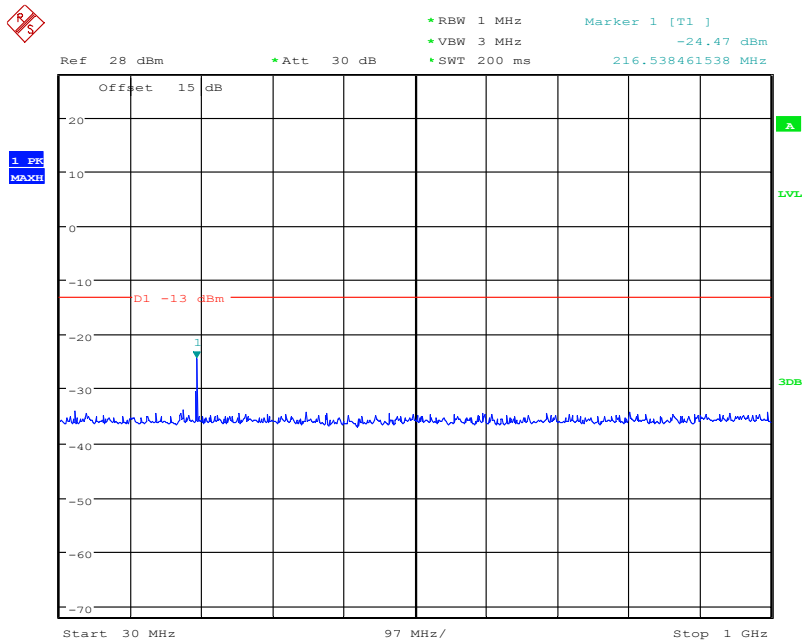
10MHz bandwidth QPSK Mode Middle Channel, 2535 MHz,10GHz to 20GHz



Date: 20.FEB.2020 22:46:15

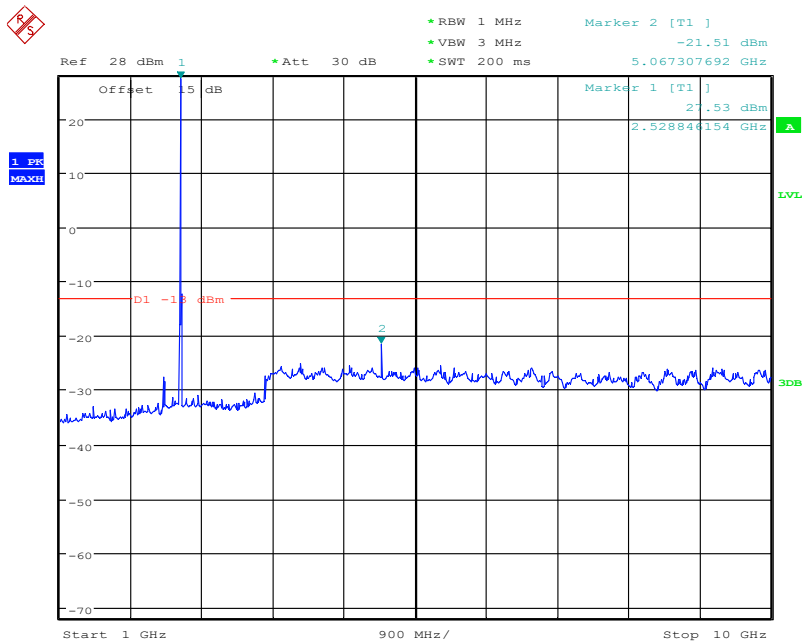
10MHz bandwidth QPSK Mode Middle Channel, 2535 MHz,20GHz to 26.5GHz

Report No.:B19W50598-WWAN_Rev1



Date: 23.FEB.2020 07:17:52

10MHz bandwidth 16QAM Mode Middle Channel, 2535 MHz,30MHz to 1GHz

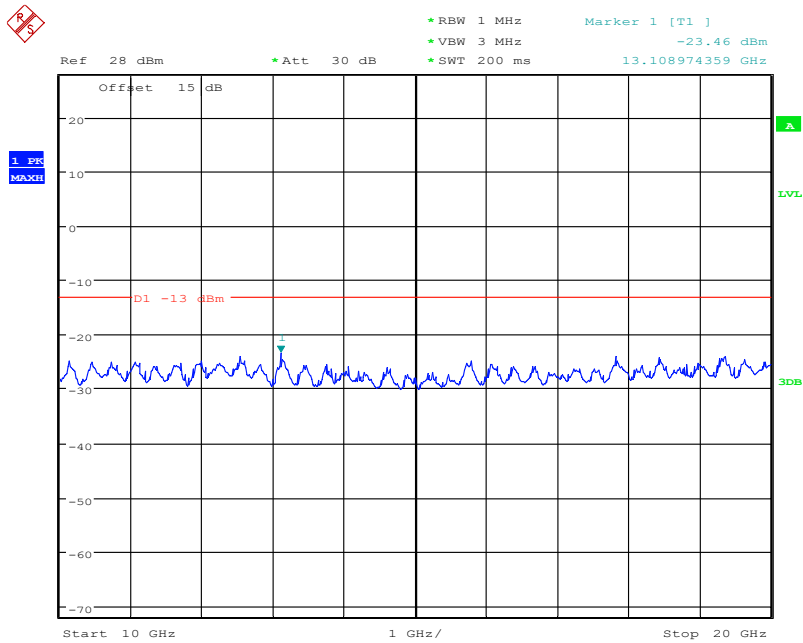


Date: 23.FEB.2020 07:18:24

10MHz bandwidth 16QAM Mode Middle Channel, 2535 MHz,1GHz to 10GHz

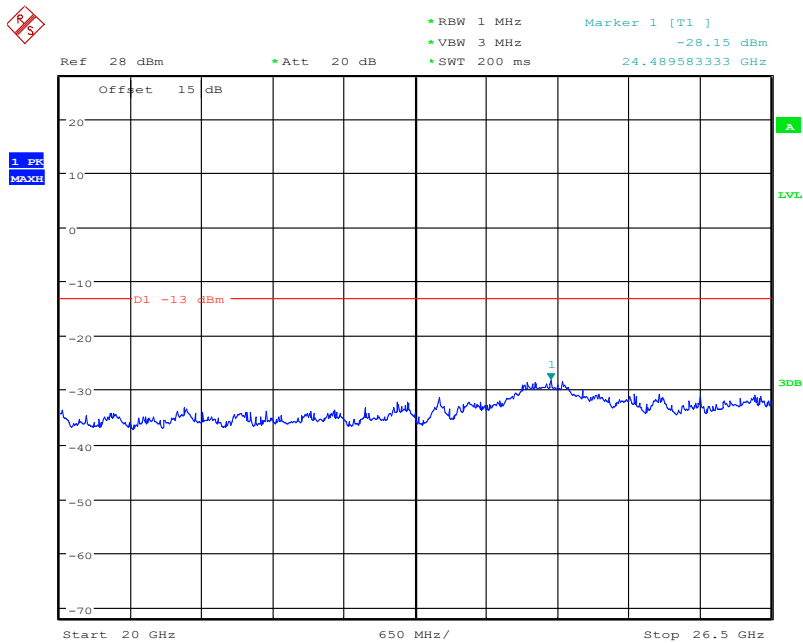
Note: The strong emission shown in each case is the carrier signal.

Report No.:B19W50598-WWAN_Rev1



Date: 23.FEB.2020 07:18:52

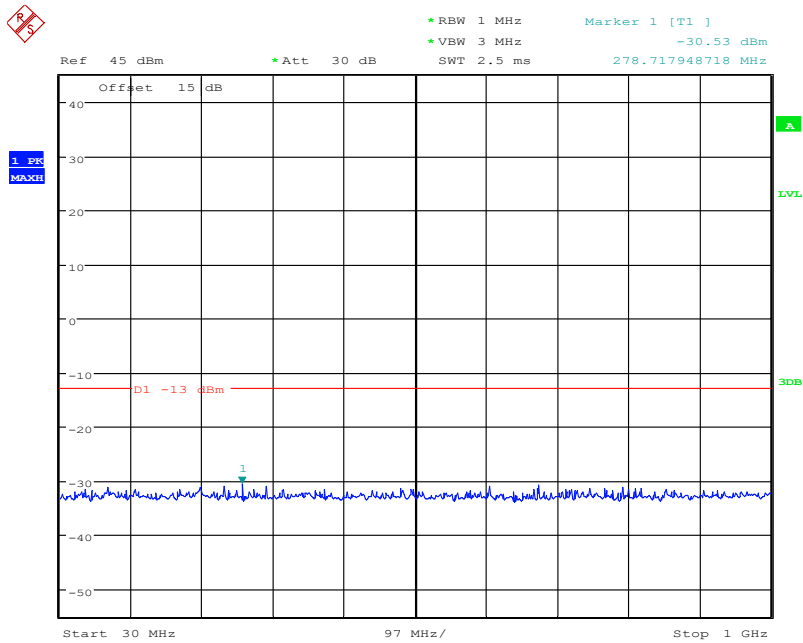
10MHz bandwidth 16QAM Mode Middle Channel, 2535 MHz,10GHz to 20GHz



Date: 23.FEB.2020 07:19:19

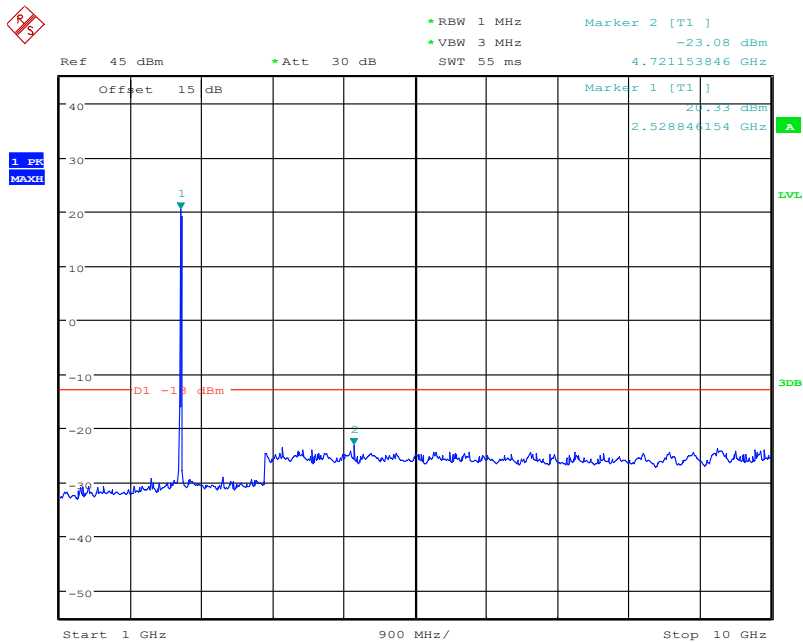
10MHz bandwidth 16QAM Mode Middle Channel, 2535 MHz,20GHz to 26.5GHz

Report No.:B19W50598-WWAN_Rev1



Date: 20.FEB.2020 22:55:55

15MHz bandwidth QPSK Mode Middle Channel, 2535 MHz,30MHz to 1GHz

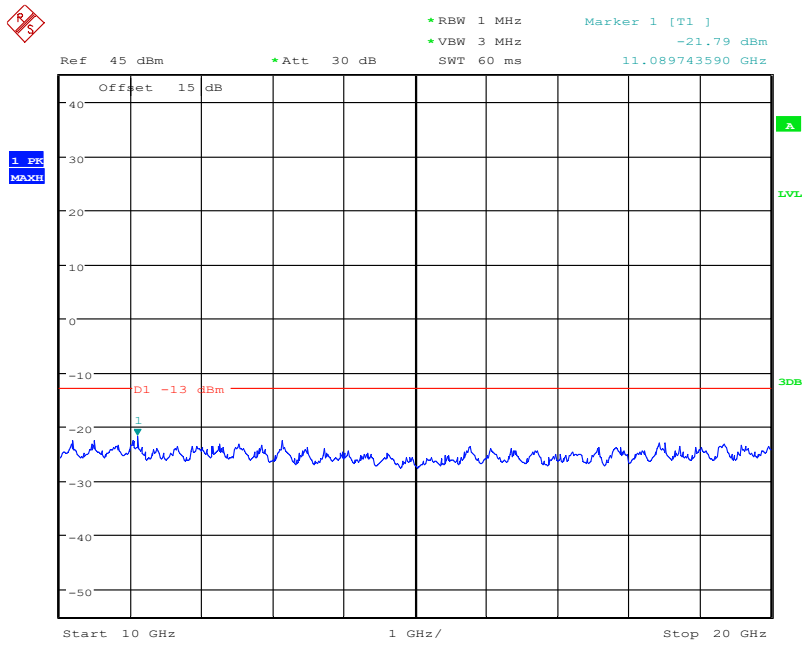


Date: 20.FEB.2020 22:56:49

15MHz bandwidth QPSK Mode Middle Channel, 2535 MHz,1GHz to 10GHz

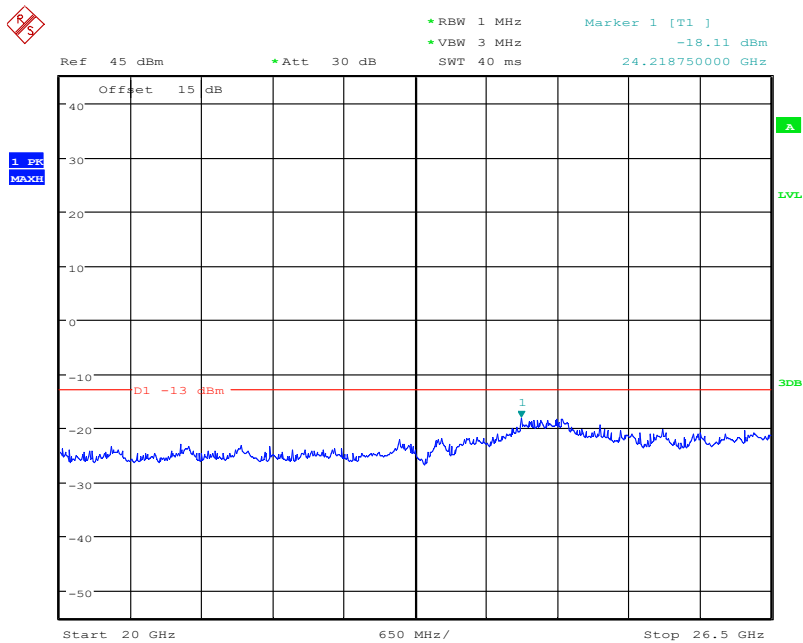
Note: The strong emission shown in each case is the carrier signal.

Report No.:B19W50598-WWAN_Rev1



Date: 20.FEB.2020 22:58:36

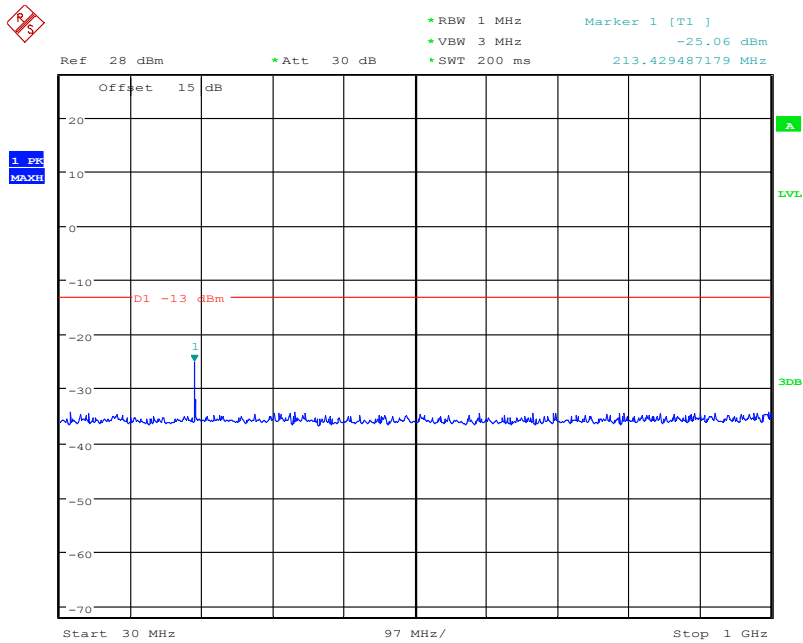
15MHz bandwidth QPSK Mode Middle Channel, 2535 MHz,10GHz to 20GHz



Date: 20.FEB.2020 22:59:09

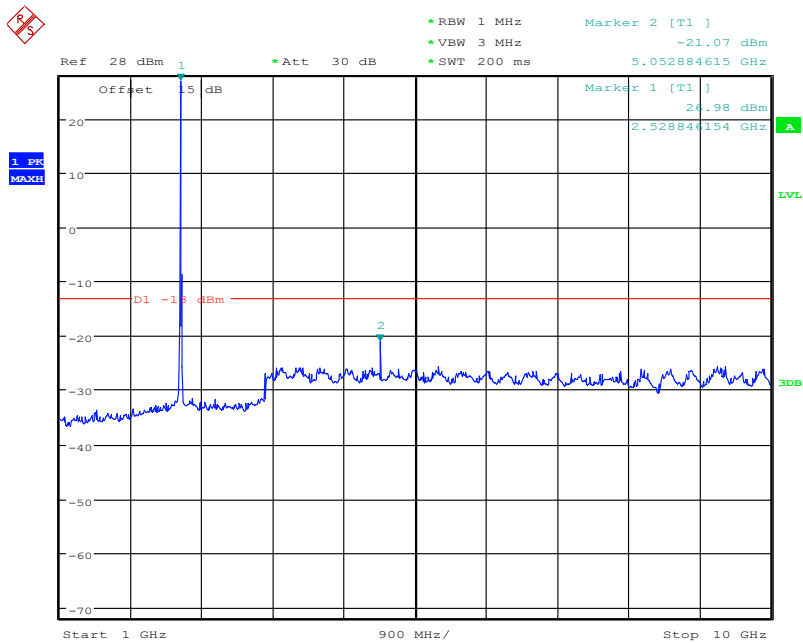
15MHz bandwidth QPSK Mode Middle Channel, 2535 MHz,20GHz to 26.5GHz

Report No.:B19W50598-WWAN_Rev1



Date: 23.FEB.2020 07:20:10

15MHz bandwidth 16QAM Mode Middle Channel, 2535 MHz,30MHz to 1GHz

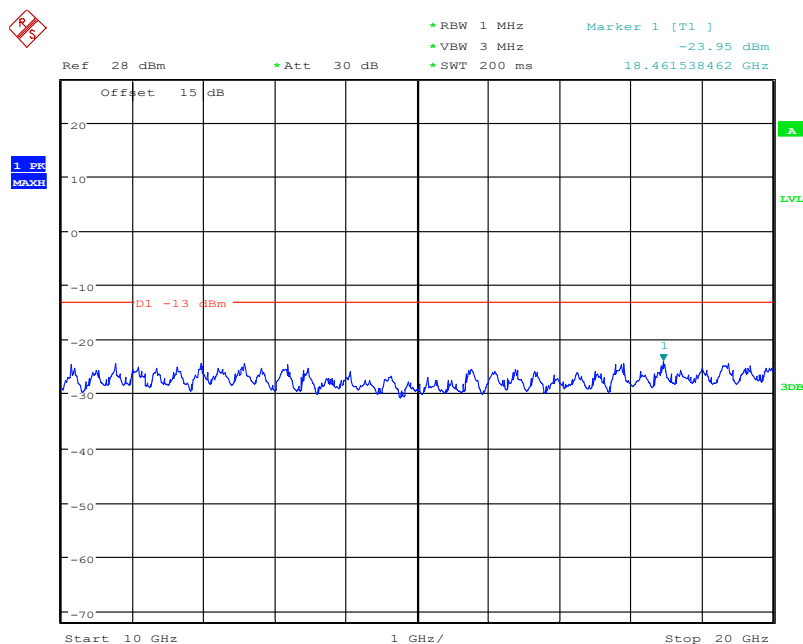


Date: 23.FEB.2020 07:20:34

15MHz bandwidth 16QAM Mode Middle Channel, 2535 MHz,1GHz to 10GHz

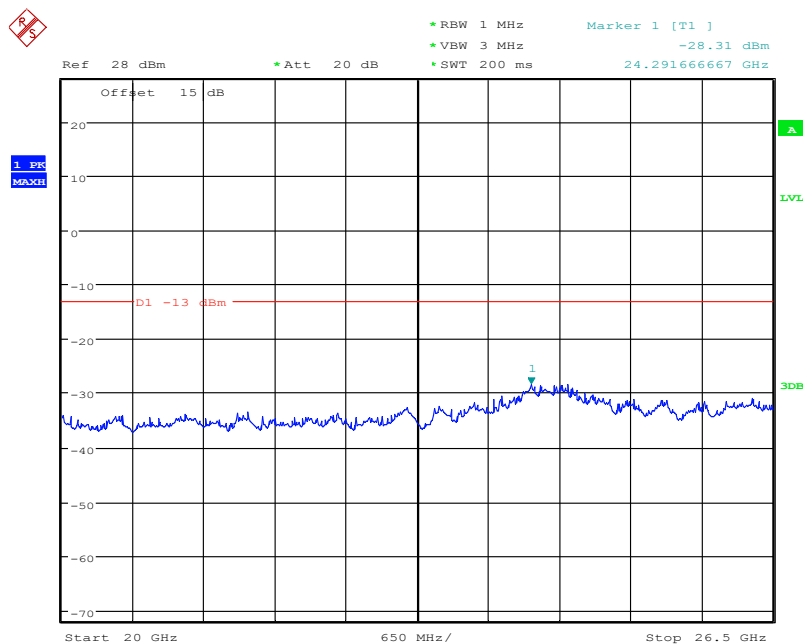
Note: The strong emission shown in each case is the carrier signal.

Report No.:B19W50598-WWAN_Rev1



Date: 23.FEB.2020 07:21:06

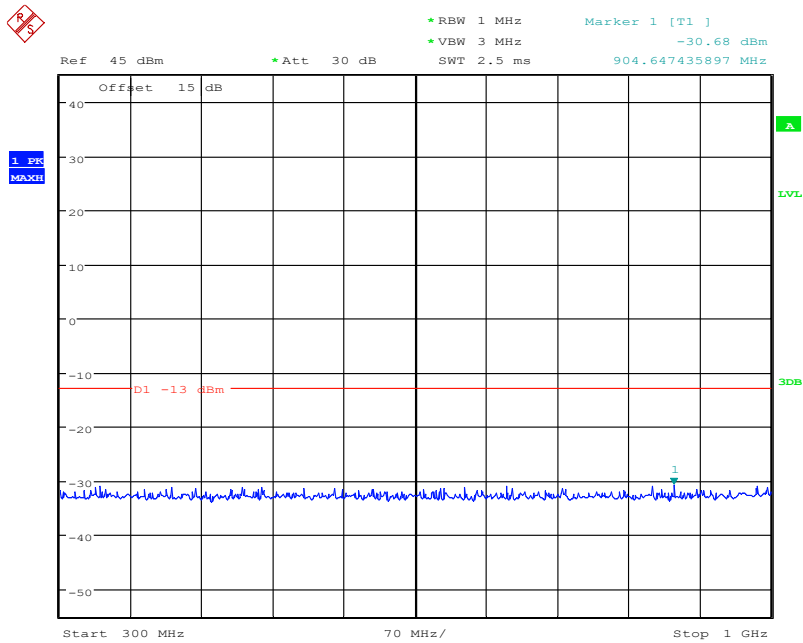
15MHz bandwidth 16QAM Mode Middle Channel, 2535 MHz,10GHz to 20GHz



Date: 23.FEB.2020 07:21:27

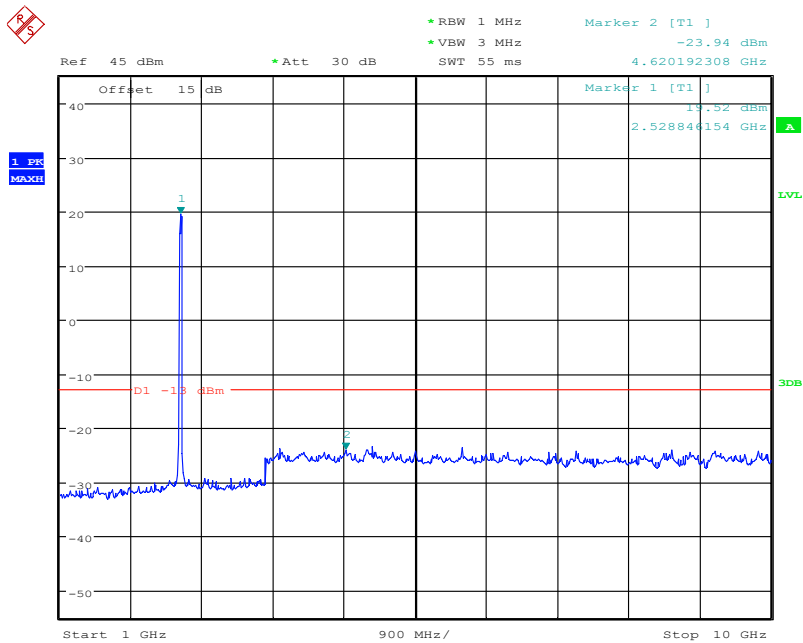
15MHz bandwidth 16QAM Mode Middle Channel, 2535 MHz,20GHz to 26.5GHz

Report No.:B19W50598-WWAN_Rev1



Date: 20.FEB.2020 23:02:18

20MHz bandwidth QPSK Mode Middle Channel, 2535 MHz,30MHz to 1GHz

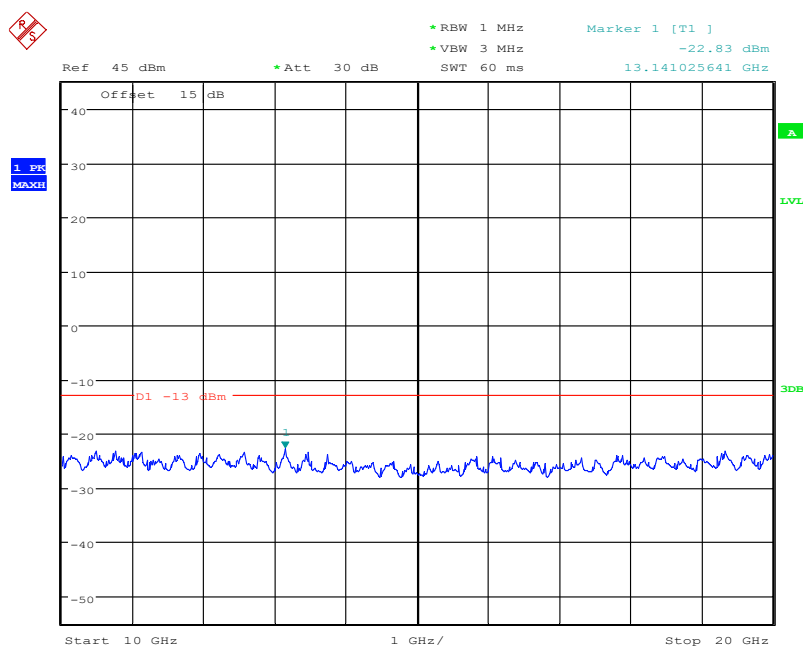


Date: 20.FEB.2020 23:01:51

20MHz bandwidth QPSK Mode Middle Channel, 2535 MHz,1GHz to 10GHz

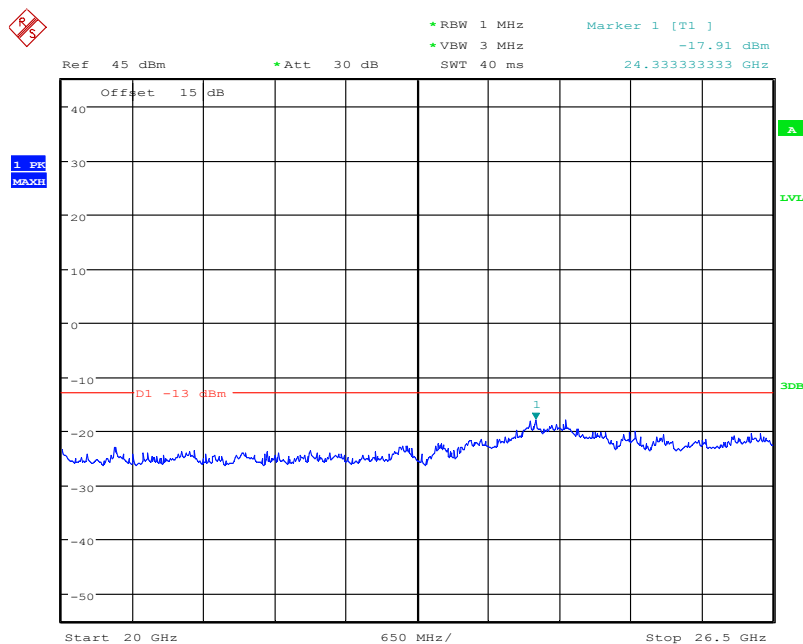
Note: The strong emission shown in each case is the carrier signal.

Report No.:B19W50598-WWAN_Rev1



Date: 20.FEB.2020 23:01:23

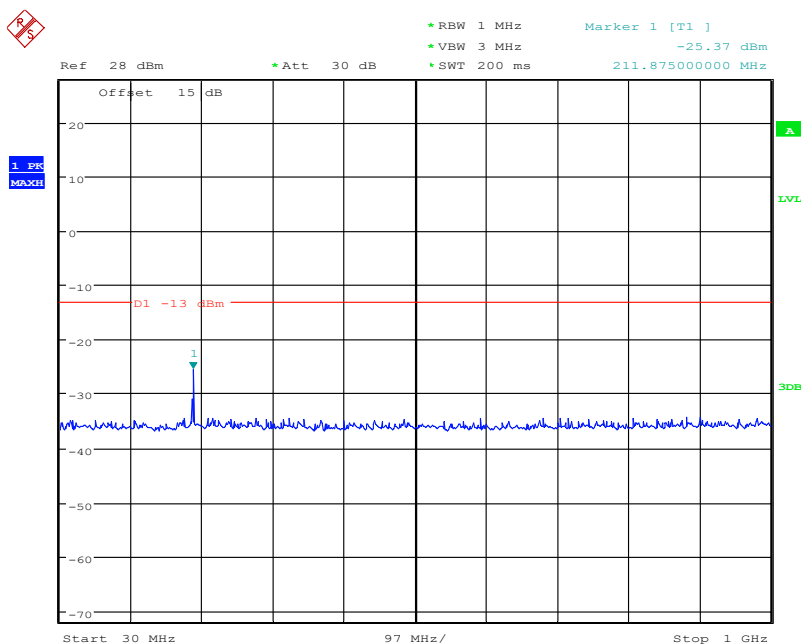
20MHz bandwidth QPSK Mode Middle Channel, 2535 MHz,10GHz to 20GHz



Date: 20.FEB.2020 23:00:50

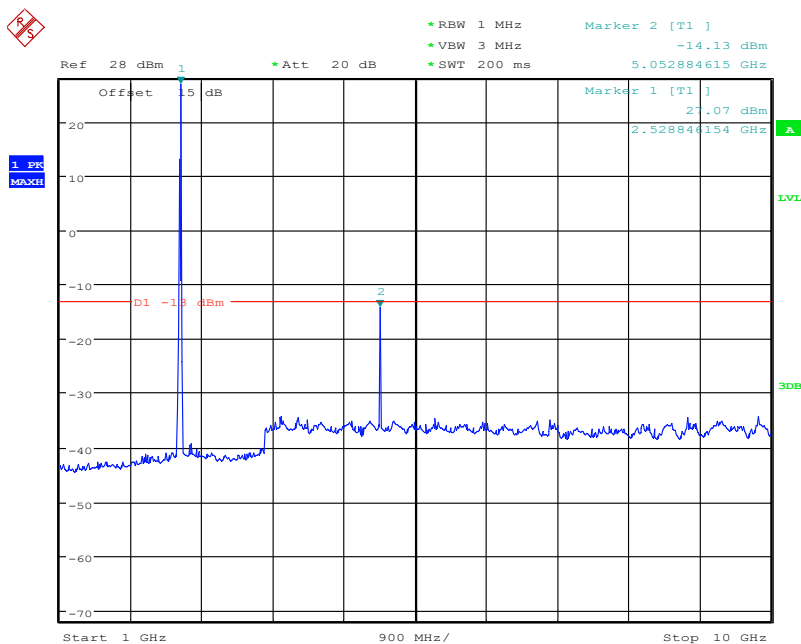
20MHz bandwidth QPSK Mode Middle Channel, 2535 MHz,20GHz to 26.5GHz

Report No.:B19W50598-WWAN_Rev1



Date: 23.FEB.2020 07:23:51

20MHz bandwidth 16QAM Mode Middle Channel, 2535 MHz,30MHz to 1GHz

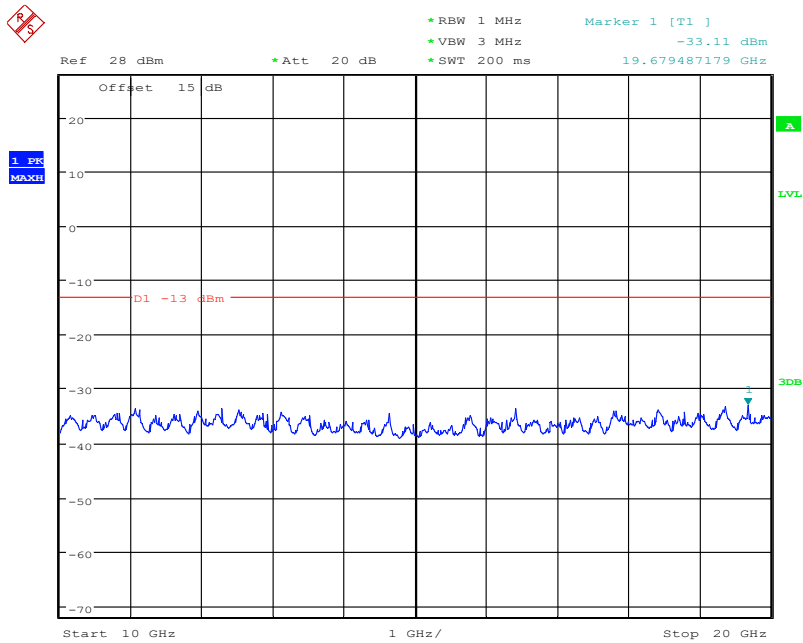


Date: 23.FEB.2020 07:23:24

20MHz bandwidth 16QAM Mode Middle Channel, 2535 MHz,1GHz to 10GHz

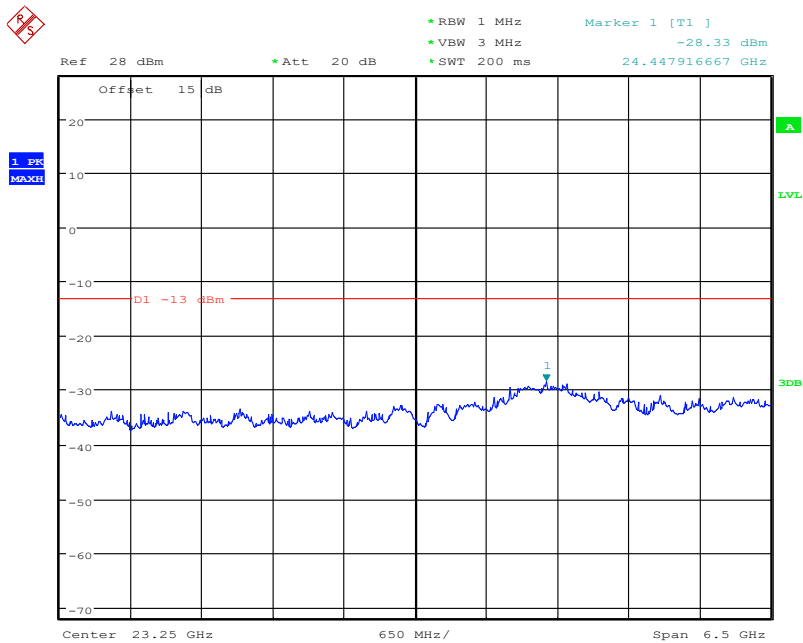
Note: The strong emission shown in each case is the carrier signal.

Report No.:B19W50598-WWAN_Rev1



Date: 23.FEB.2020 07:22:54

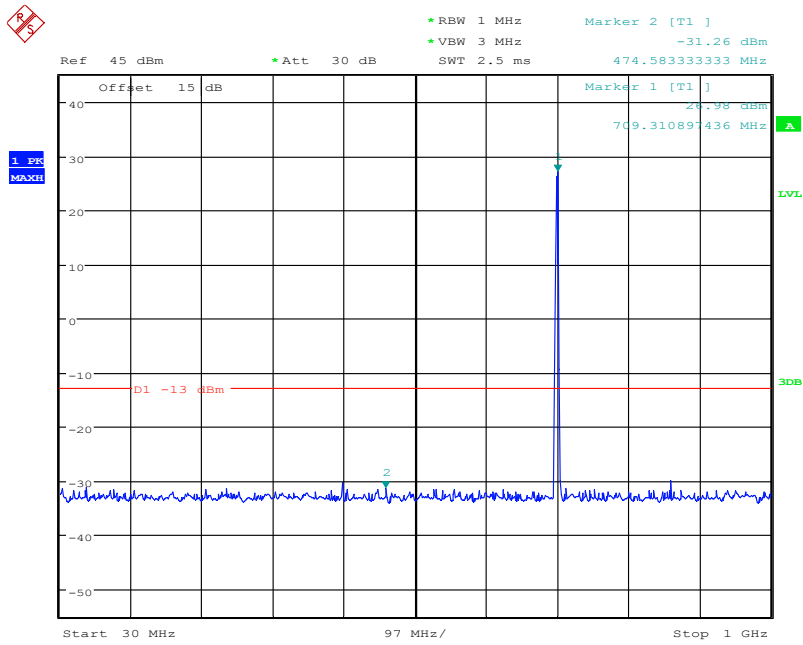
20MHz bandwidth 16QAM Mode Middle Channel, 2535 MHz,10GHz to 20GHz



Date: 23.FEB.2020 07:22:37

20MHz bandwidth 16QAM Mode Middle Channel, 2535 MHz,20GHz to 26.5GHz

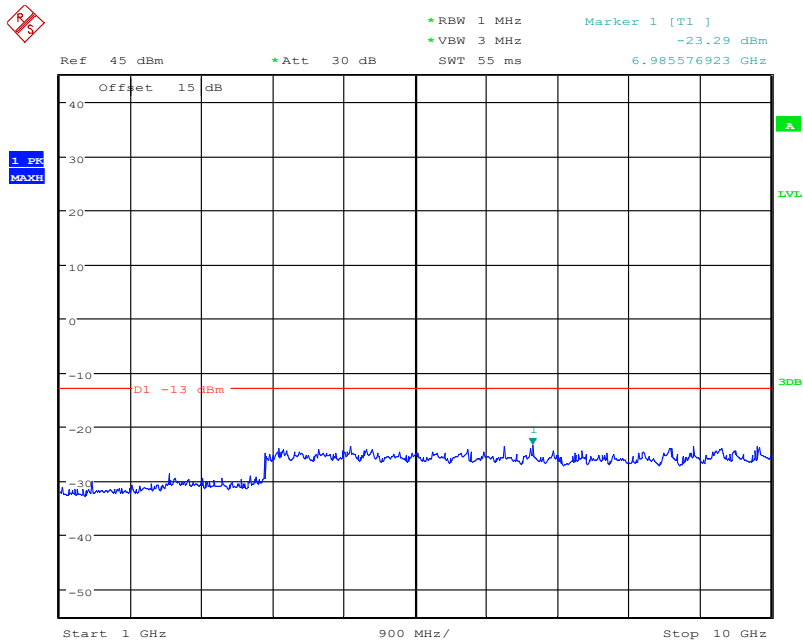
5.3.7 LTE B12 Conducted Spurious Emission Results



Date: 20.FEB.2020 23:07:03

1.4MHz bandwidth QPSK Mode Middle channel, 707.5MHz, 30MHz to 1GHz

Note: The strong emission shown in each case is the carrier signal.

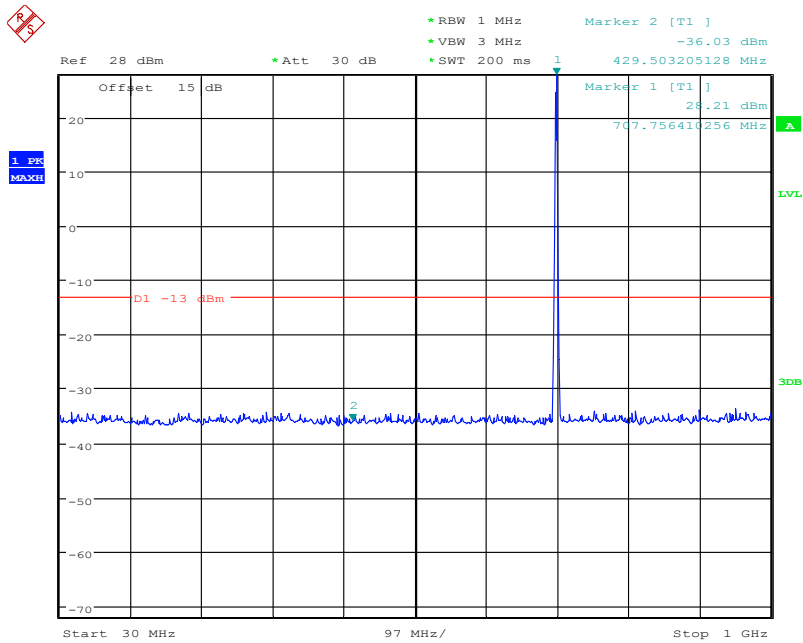


Date: 20.FEB.2020 23:04:56

1.4MHz bandwidth QPSK Middle channel, 707.5MHz, 1GHz to 10GHz

Address: No. 8, Yuma Road, Chayuan New City, Nan'an District, Chongqing, P. R. China, 401336
 Tel: 0086-23-88069965 FAX: 0086-23-88608777

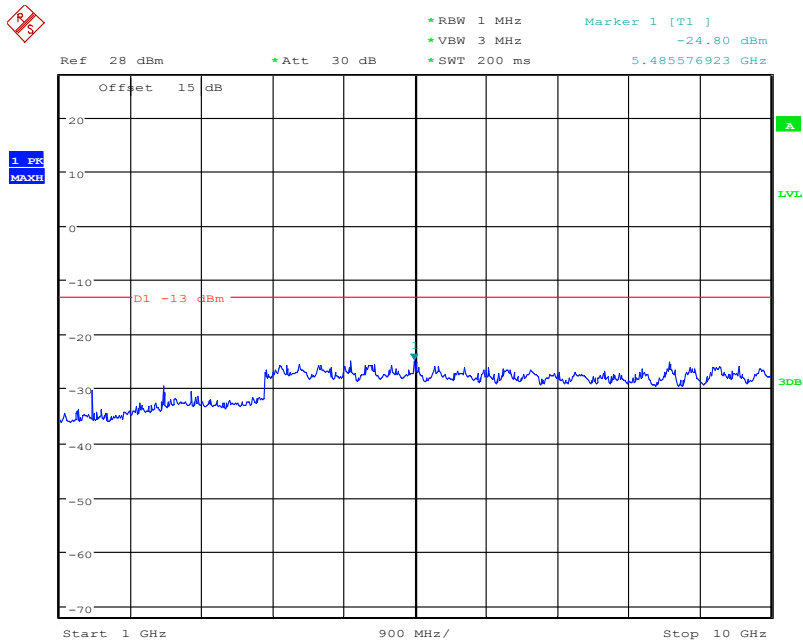
Report No.:B19W50598-WWAN_Rev1



Date: 23.FEB.2020 07:27:04

1.4MHz bandwidth 16QAM Mode Middle channel, 707.5MHz, 30MHz to 1GHz

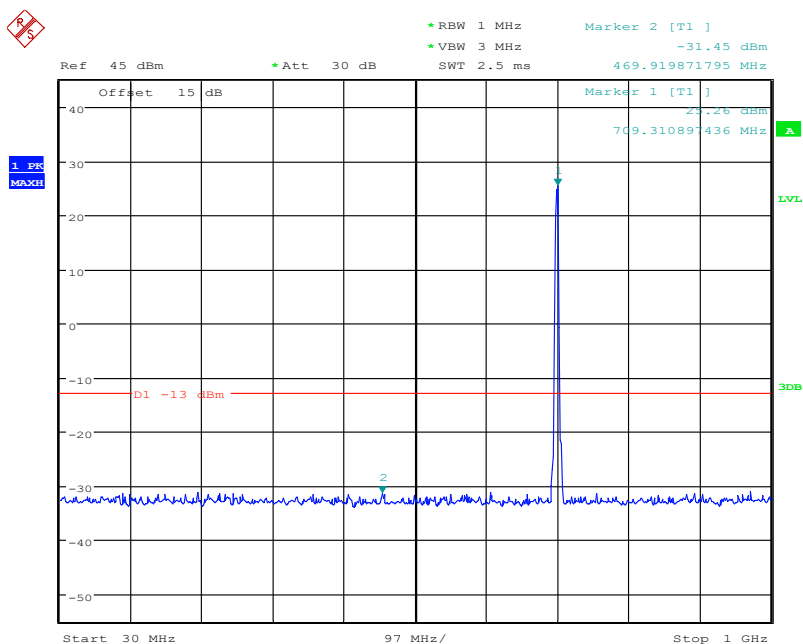
Note: The strong emission shown in each case is the carrier signal.



Date: 23.FEB.2020 07:27:31

1.4MHz bandwidth 16QAM Middle channel, 707.5MHz, 1GHz to 10GHz

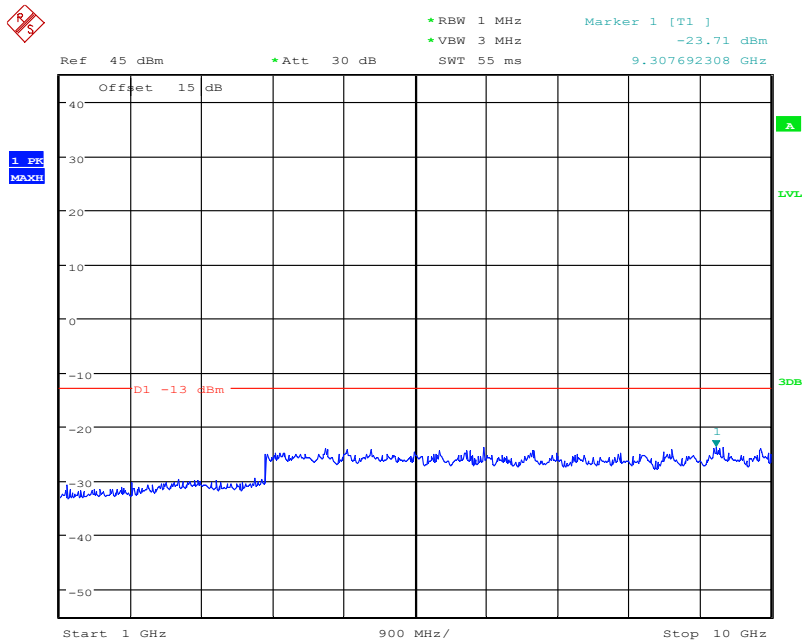
Report No.:B19W50598-WWAN_Rev1



Date: 20.FEB.2020 23:07:35

3MHz bandwidth QPSK Mode Middle channel, 707.5MHz, 30MHz to 1GHz

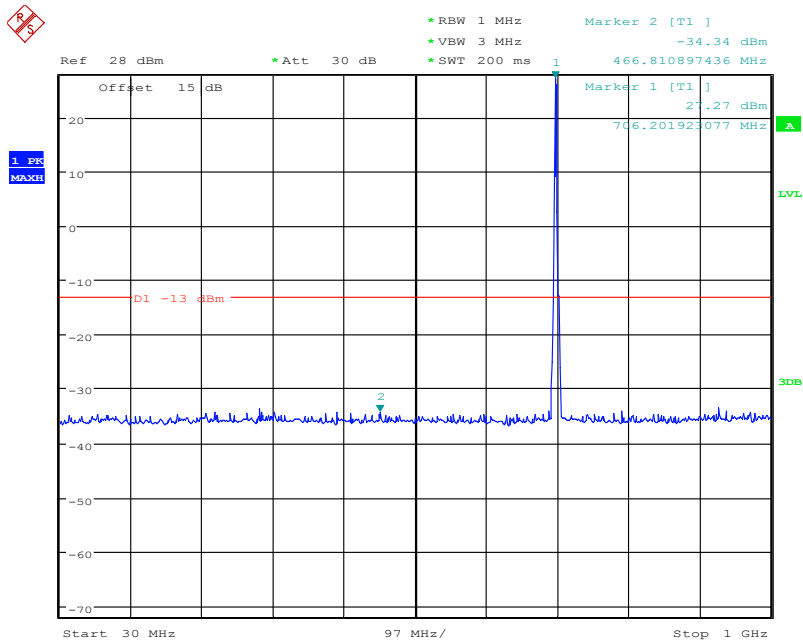
Note: The strong emission shown in each case is the carrier signal.



Date: 20.FEB.2020 23:08:17

3MHz bandwidth QPSK Middle channel, 707.5MHz, 1GHz to 10GHz

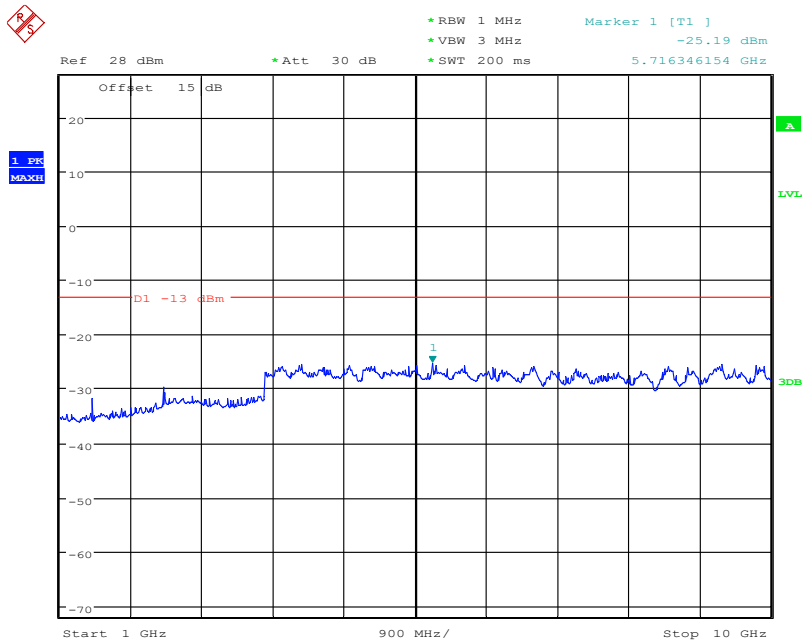
Report No.:B19W50598-WWAN_Rev1



Date: 23.FEB.2020 07:28:38

3MHz bandwidth 16QAM Mode Middle channel, 707.5MHz, 30MHz to 1GHz

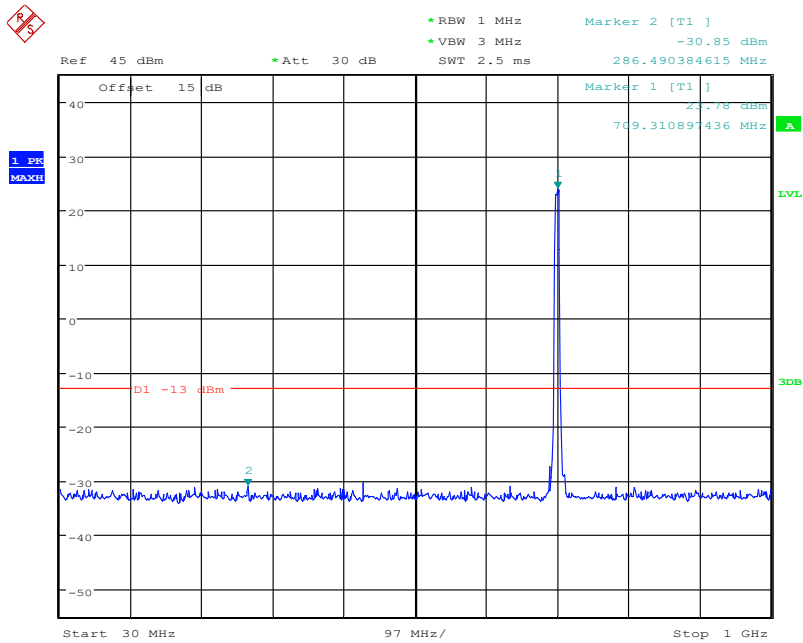
Note: The strong emission shown in each case is the carrier signal.



Date: 23.FEB.2020 07:28:13

3MHz bandwidth 16QAM Middle channel, 707.5MHz, 1GHz to 10GHz

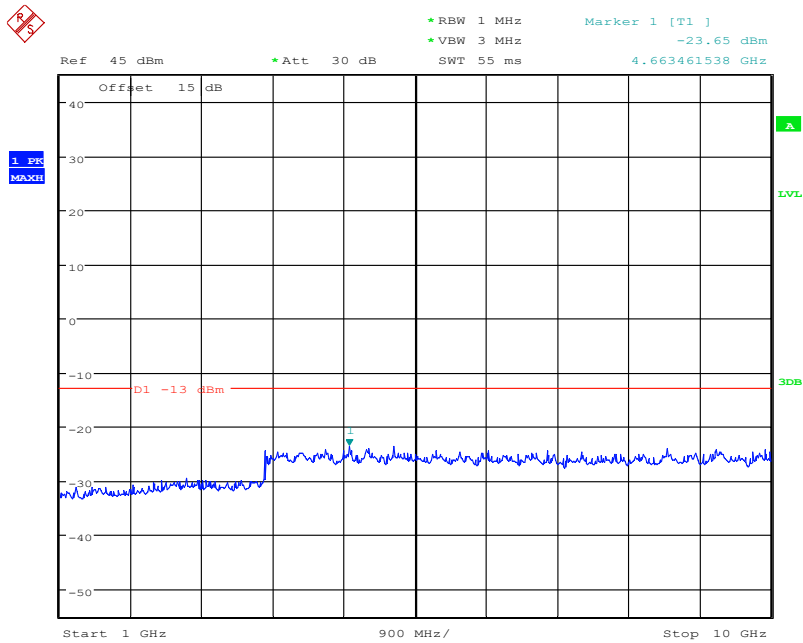
Report No.:B19W50598-WWAN_Rev1



Date: 20.FEB.2020 23:11:27

5MHz bandwidth QPSK Mode Middle channel, 707.5MHz, 30MHz to 1GHz

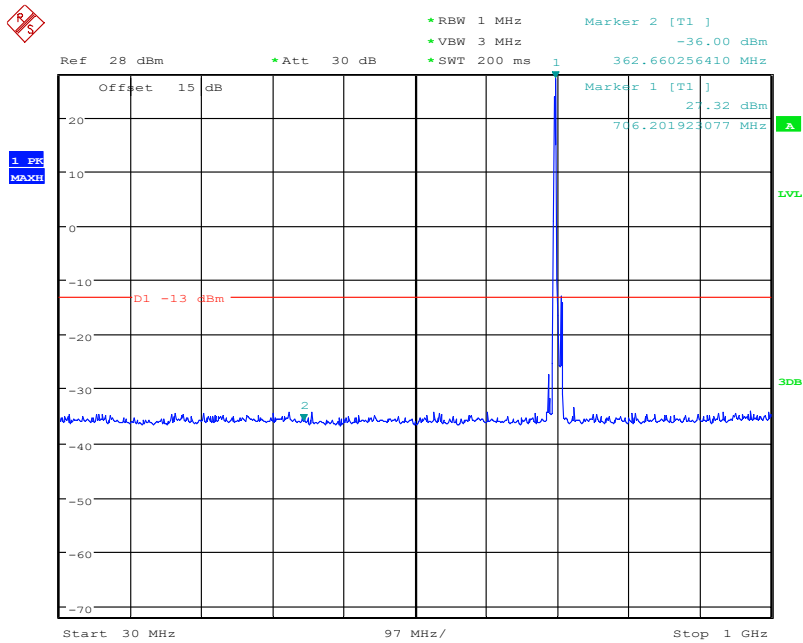
Note: The strong emission shown in each case is the carrier signal.



Date: 20.FEB.2020 23:11:00

5MHz bandwidth QPSK Middle channel, 707.5MHz, 1GHz to 10GHz

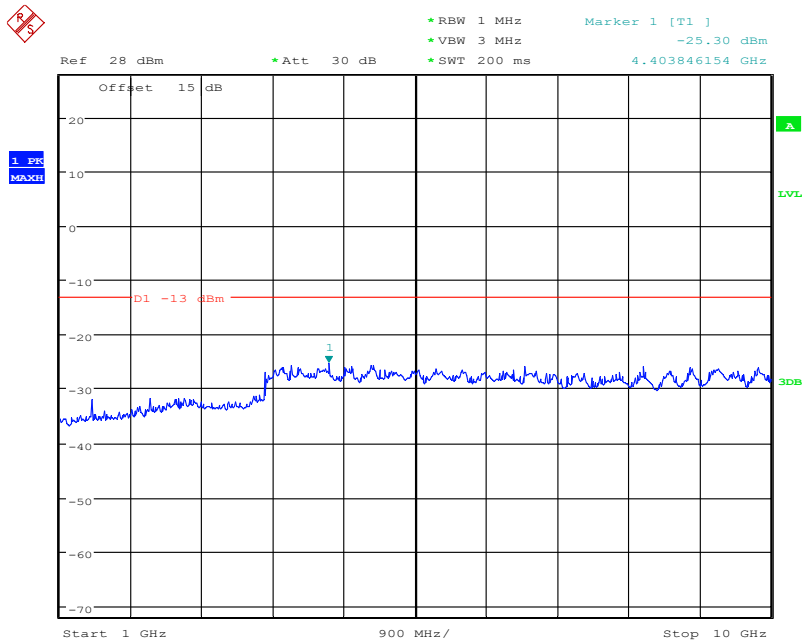
Report No.:B19W50598-WWAN_Rev1



Date: 23.FEB.2020 07:29:11

5MHz bandwidth 16QAM Mode Middle channel, 707.5MHz, 30MHz to 1GHz

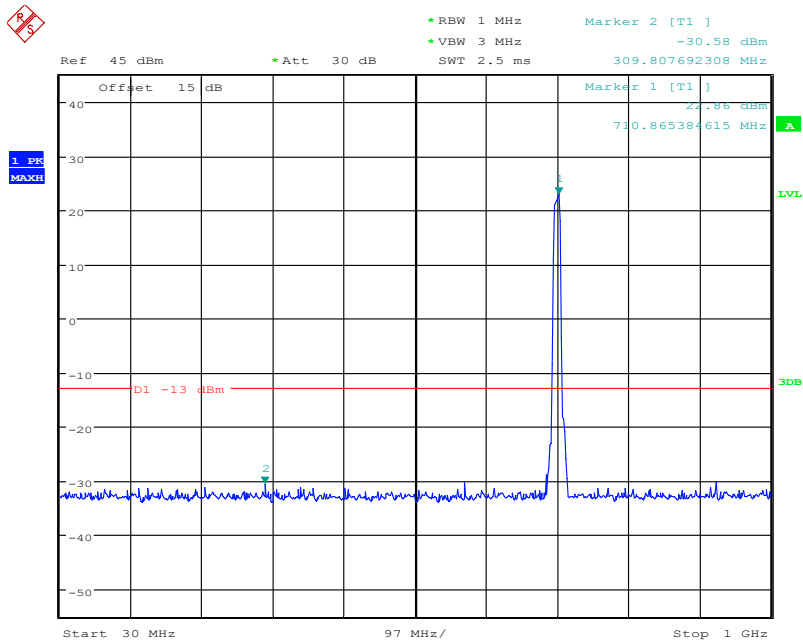
Note: The strong emission shown in each case is the carrier signal.



Date: 23.FEB.2020 07:29:27

5MHz bandwidth 16QAM Middle channel, 707.5MHz, 1GHz to 10GHz

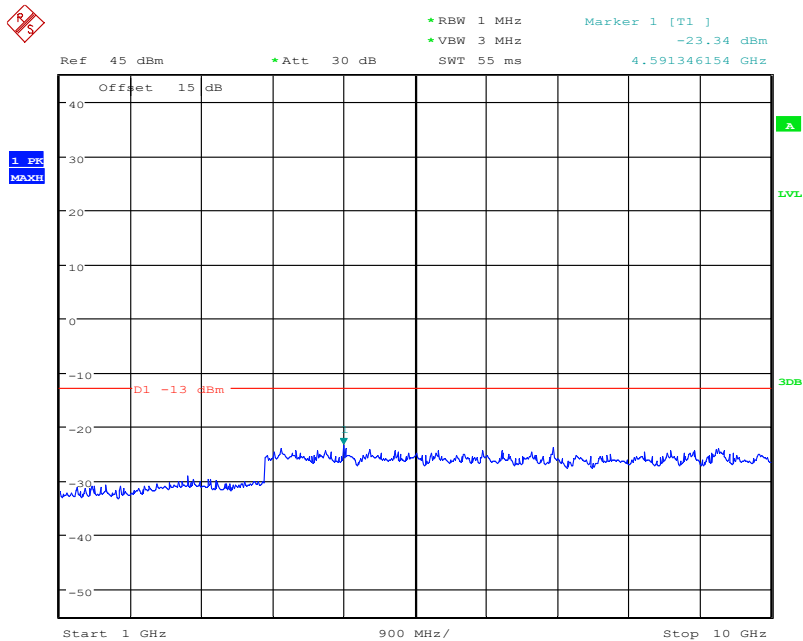
Report No.:B19W50598-WWAN_Rev1



Date: 20.FEB.2020 23:13:22

10MHz bandwidth QPSK Mode Middle channel, 707.5MHz, 30MHz to 1GHz

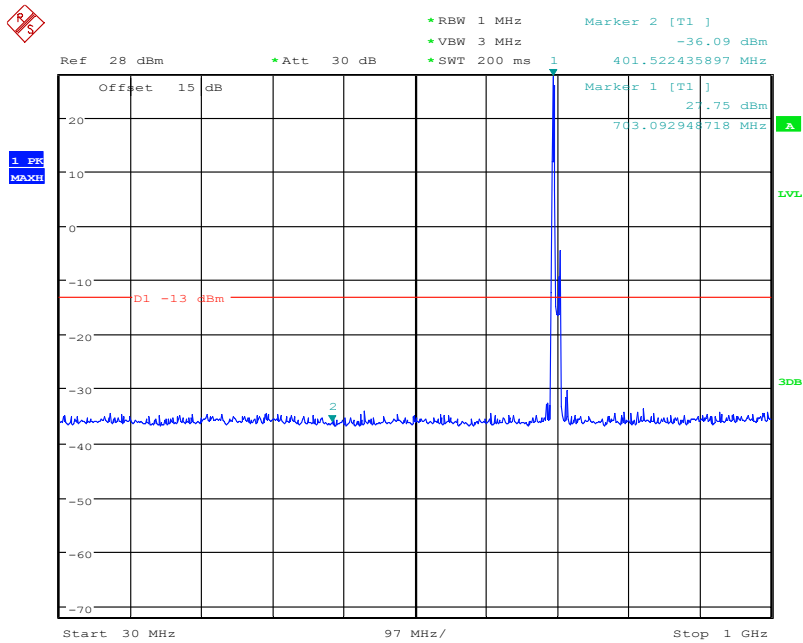
Note: The strong emission shown in each case is the carrier signal.



Date: 20.FEB.2020 23:14:01

10MHz bandwidth QPSK Middle channel, 707.5MHz, 1GHz to 10GHz

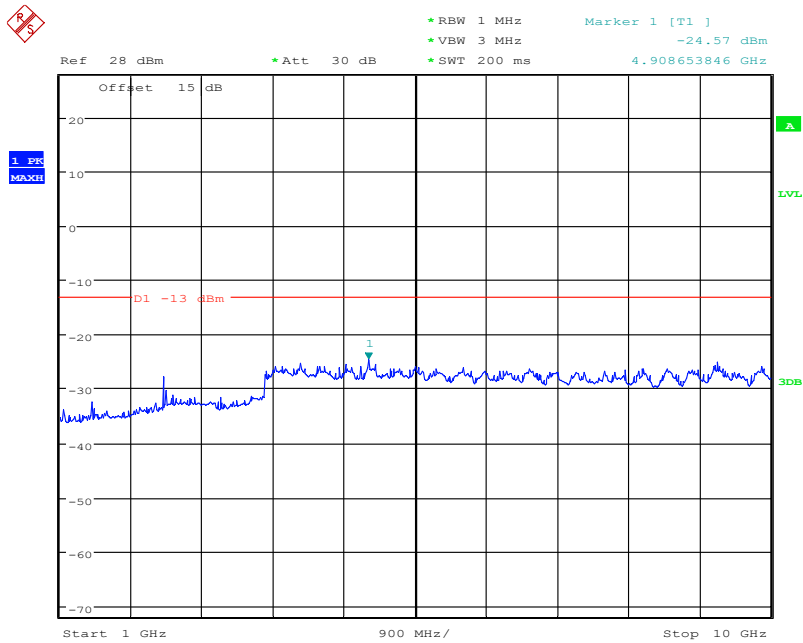
Report No.:B19W50598-WWAN_Rev1



Date: 23.FEB.2020 07:30:20

10MHz bandwidth 16QAM Mode Middle channel, 707.5MHz, 30MHz to 1GHz

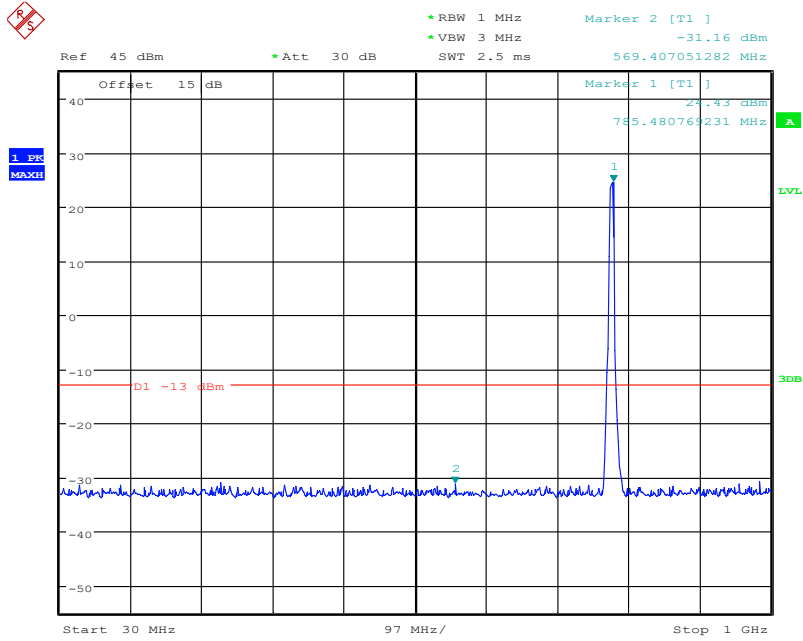
Note: The strong emission shown in each case is the carrier signal.



Date: 23.FEB.2020 07:30:02

10MHz bandwidth 16QAM Middle channel, 707.5MHz, 1GHz to 10GHz

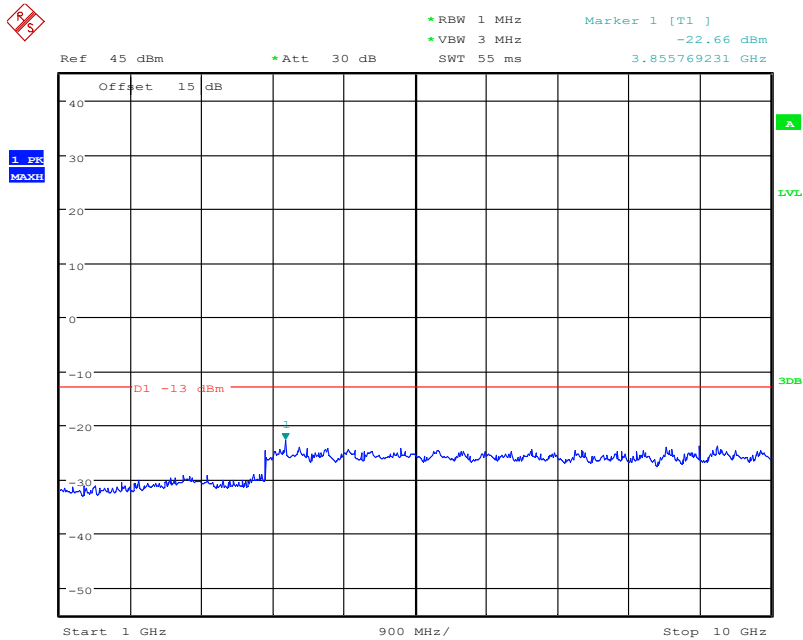
5.3.8 LTE B13 Conducted Spurious Emission Results



Date: 20.FEB.2020 23:16:49

5 MHz bandwidth QPSK Mode Middle Channel, 782 MHz,30MHz to 1GHz

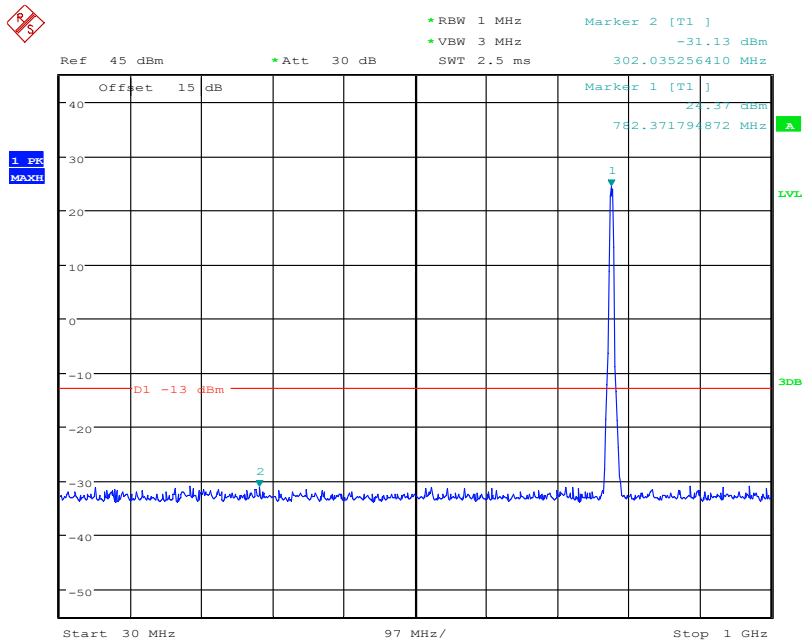
Note: The strong emission shown in each case is the carrier signal.



Date: 20.FEB.2020 23:16:26

5 MHz bandwidth QPSK Mode Middle Channel, 782 MHz,1GHz to 10GHz

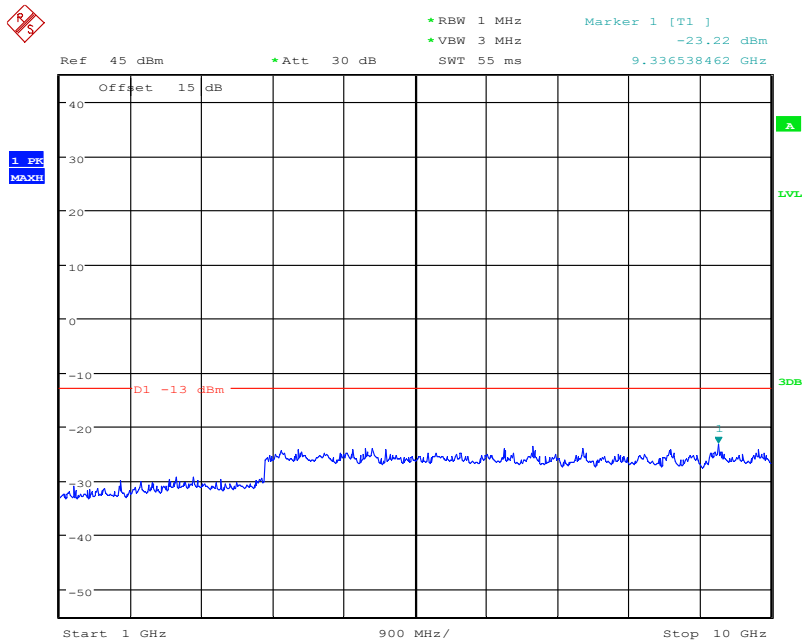
Report No.:B19W50598-WWAN_Rev1



Date: 20.FEB.2020 23:17:15

5 MHz bandwidth 16QAM Mode Middle Channel, 782 MHz,30MHz to 1GHz

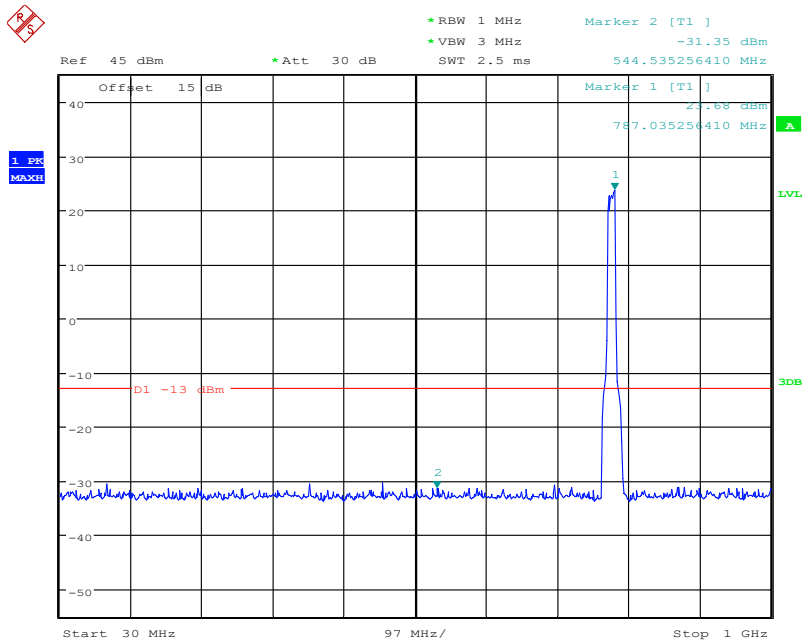
Note: The strong emission shown in each case is the carrier signal.



Date: 20.FEB.2020 23:17:41

5 MHz bandwidth 16QAM Mode Middle Channel, 782 MHz,1GHz to 10GHz

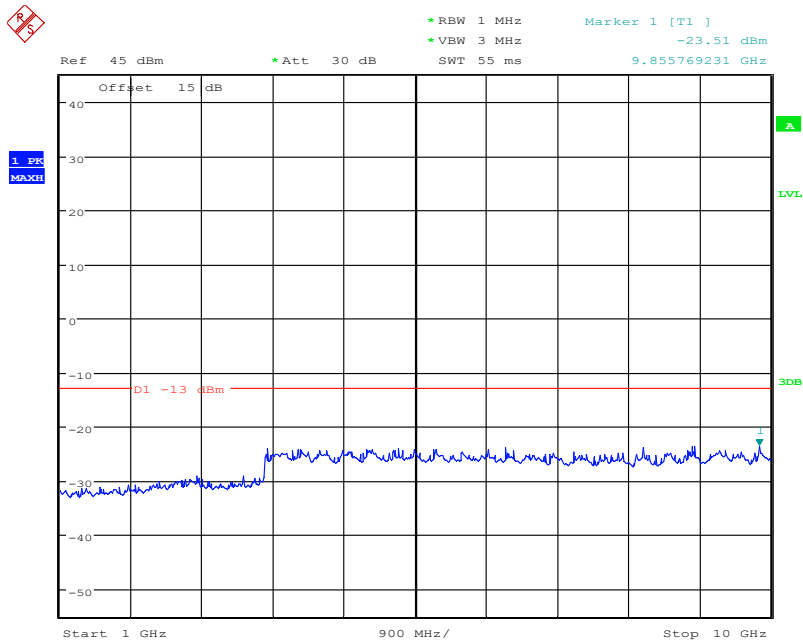
Report No.:B19W50598-WWAN_Rev1



Date: 20.FEB.2020 23:18:44

10MHz bandwidth QPSK Mode Middle Channel, 782 MHz,30MHz to 1GHz

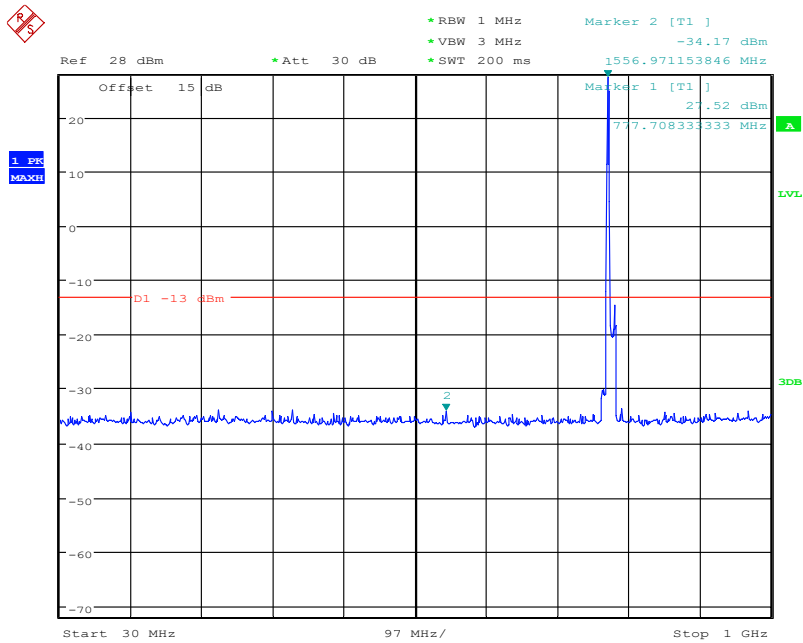
Note: The strong emission shown in each case is the carrier signal.



Date: 20.FEB.2020 23:18:12

10MHz bandwidth QPSK Mode Middle Channel, 782 MHz, 1GHz to 10GHz

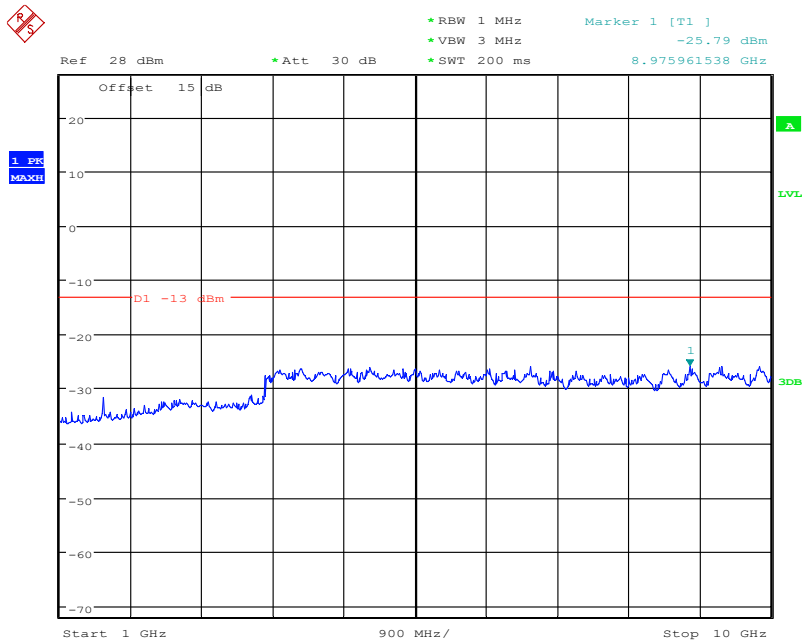
Report No.:B19W50598-WWAN_Rev1



Date: 23.FEB.2020 07:33:18

10MHz bandwidth 16QAM Mode Middle Channel, 782 MHz,30MHz to 1GHz

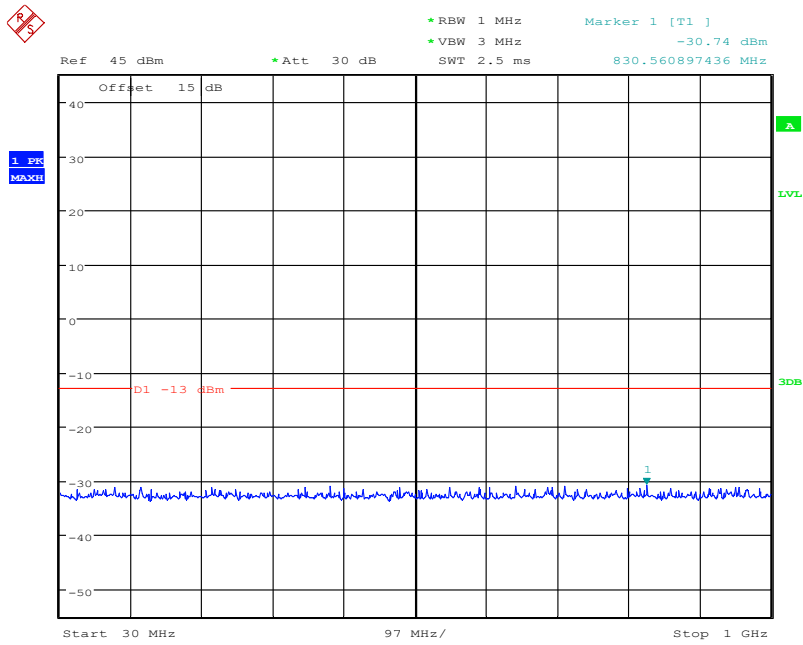
Note: The strong emission shown in each case is the carrier signal.



Date: 23.FEB.2020 07:32:59

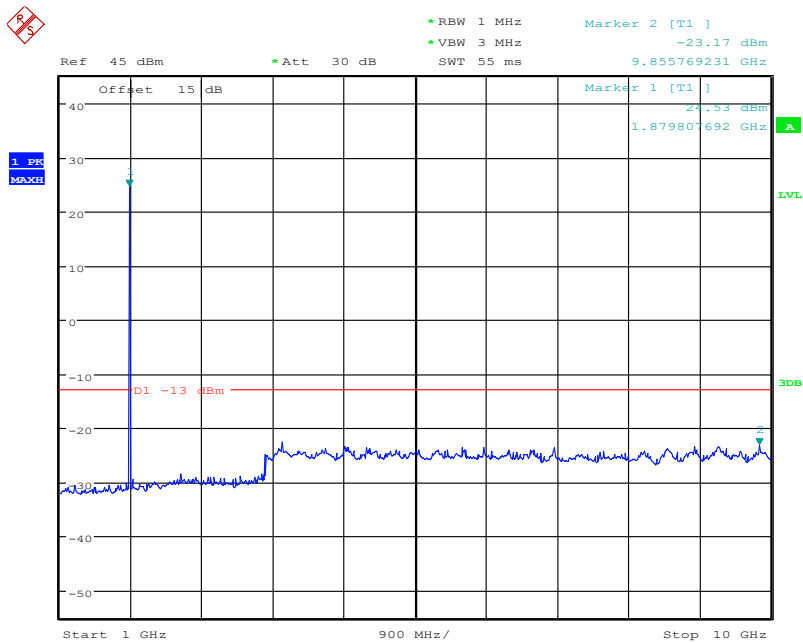
10MHz bandwidth 16QAM Mode Middle Channel, 782 MHz, 1GHz to 10GHz

5.3.9 LTE B25 Conducted Spurious Emission Results



Date: 20.FEB.2020 23:19:50

1.4 MHz bandwidth QPSK Mode Middle Channel, 1882.5 MHz,30MHz to 1GHz



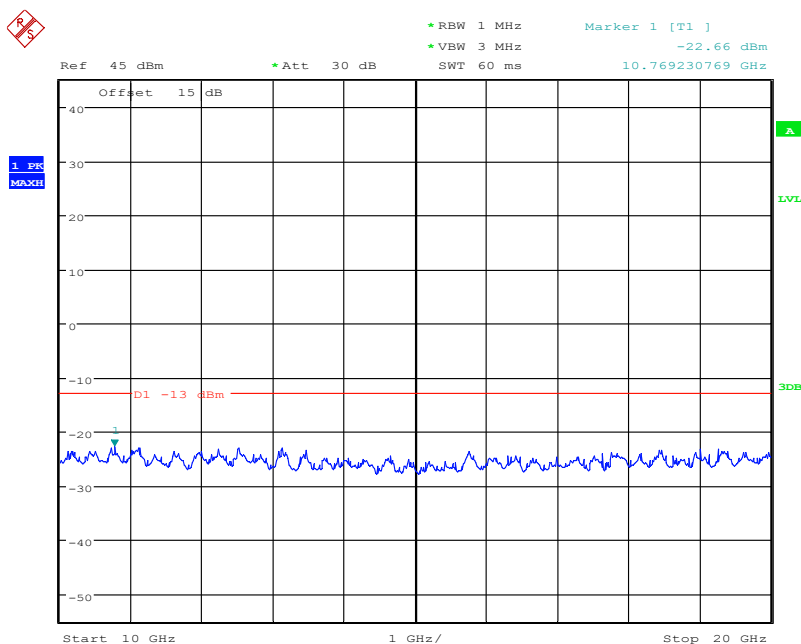
Date: 20.FEB.2020 23:22:21

1.4 MHz bandwidth QPSK Mode Middle Channel, 1882.5 MHz,1GHz to 10GHz

Note: The strong emission shown in each case is the carrier signal.

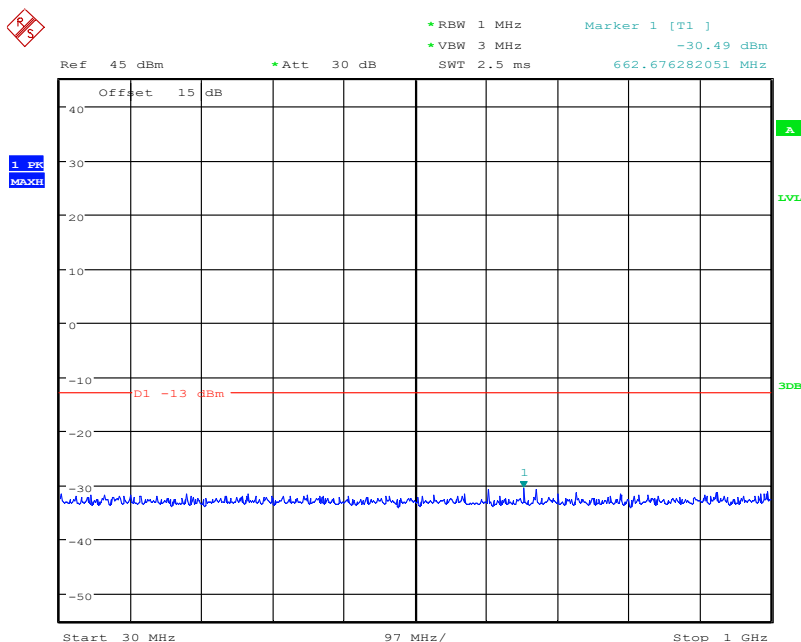
Address: No. 8,Yuma Road, Chayuan New City, Nan'an District, Chongqing, P. R. China,401336
 Tel: 0086-23-88069965 FAX: 0086-23-88608777

Report No.:B19W50598-WWAN_Rev1



Date: 20.FEB.2020 23:23:07

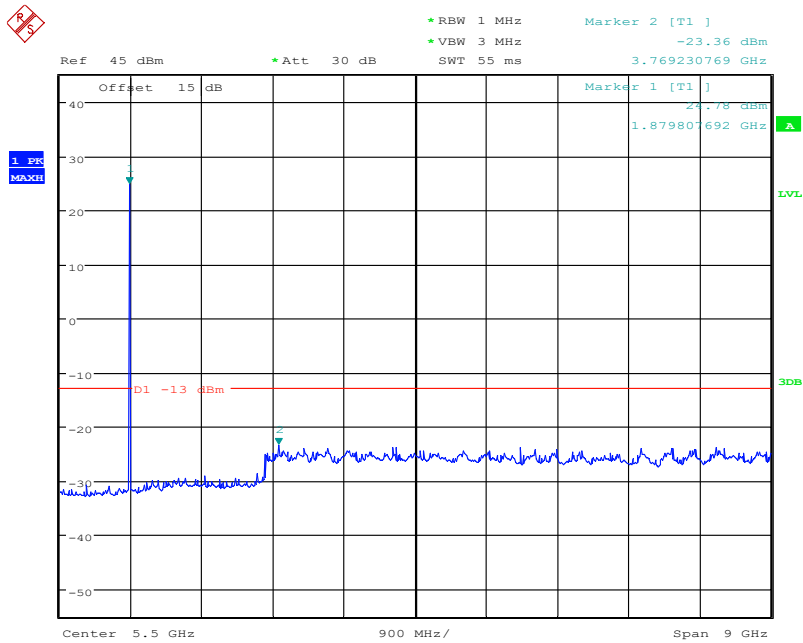
1.4 MHz bandwidth QPSK Mode Middle Channel, 1882.5 MHz, 10MHz to 20GHz



Date: 21.FEB.2020 02:41:03

1.4 MHz bandwidth 16QAM Mode Middle Channel, 1882.5 MHz, 30MHz to 1GHz

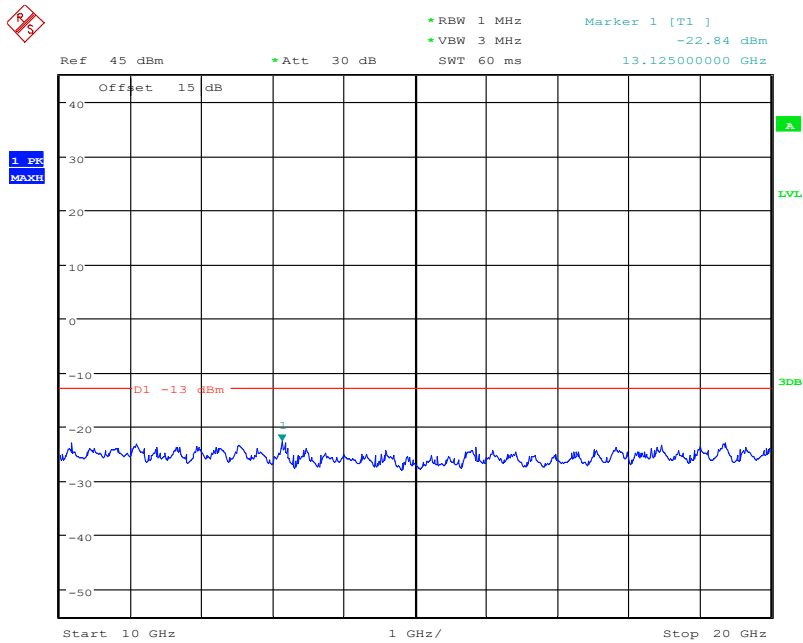
Report No.:B19W50598-WWAN_Rev1



Date: 21.FEB.2020 02:40:39

1.4 MHz bandwidth 16QAM Mode Middle Channel, 1882.5 MHz, 1GHz to 10GHz

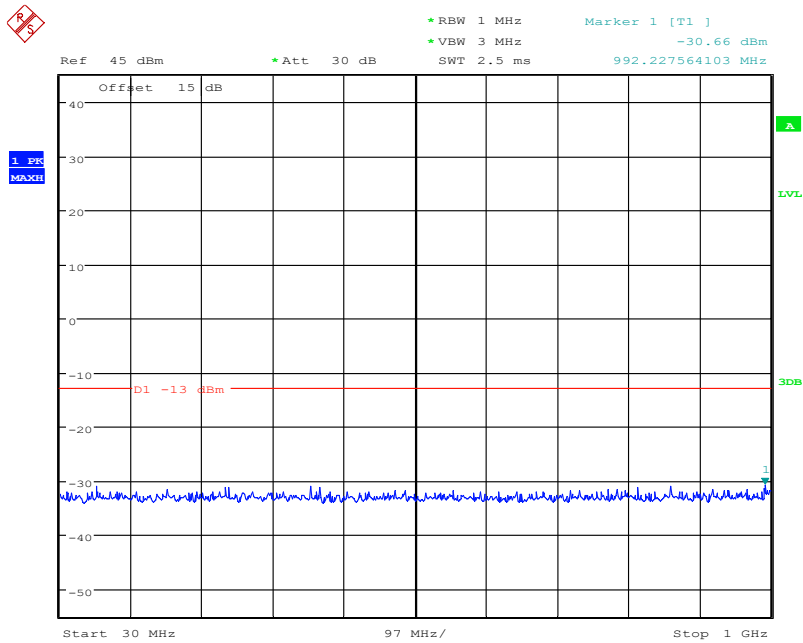
Note: The strong emission shown in each case is the carrier signal.



Date: 21.FEB.2020 02:41:50

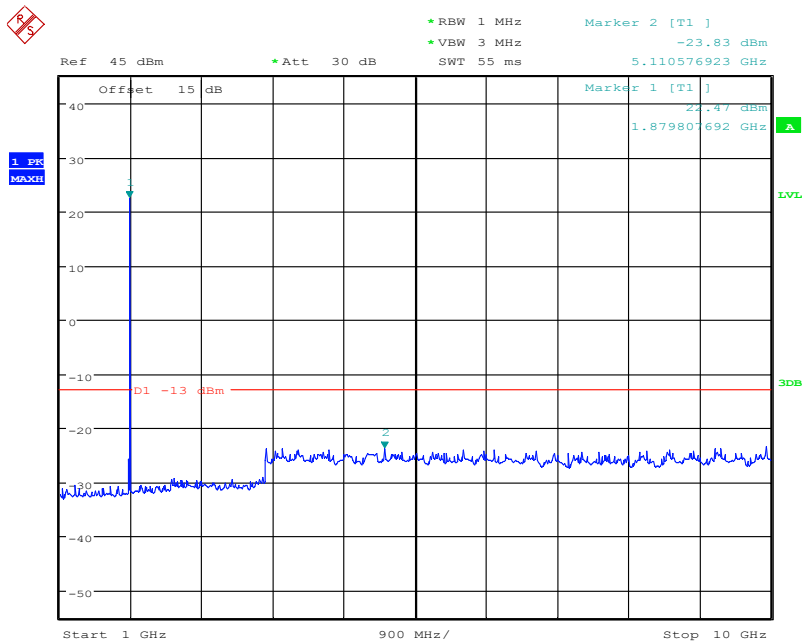
1.4 MHz bandwidth 16QAM Mode Middle Channel, 1882.5 MHz, 10MHz to 20GHz

Report No.:B19W50598-WWAN_Rev1



Date: 21.FEB.2020 02:43:26

3 MHz bandwidth QPSK Mode Middle Channel, 1882.5 MHz,30MHz to 1GHz

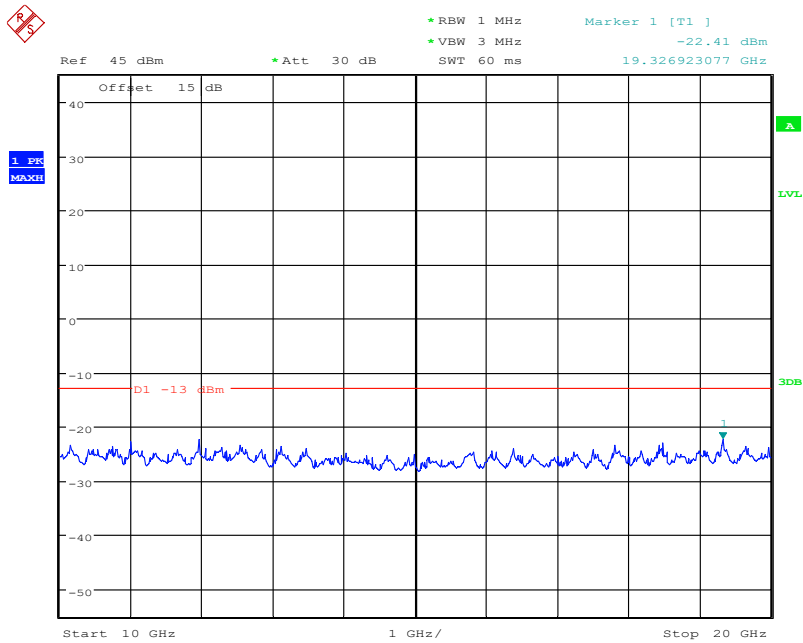


Date: 21.FEB.2020 02:43:59

3 MHz bandwidth QPSK Mode Middle Channel, 1882.5 MHz,1GHz to 10GHz

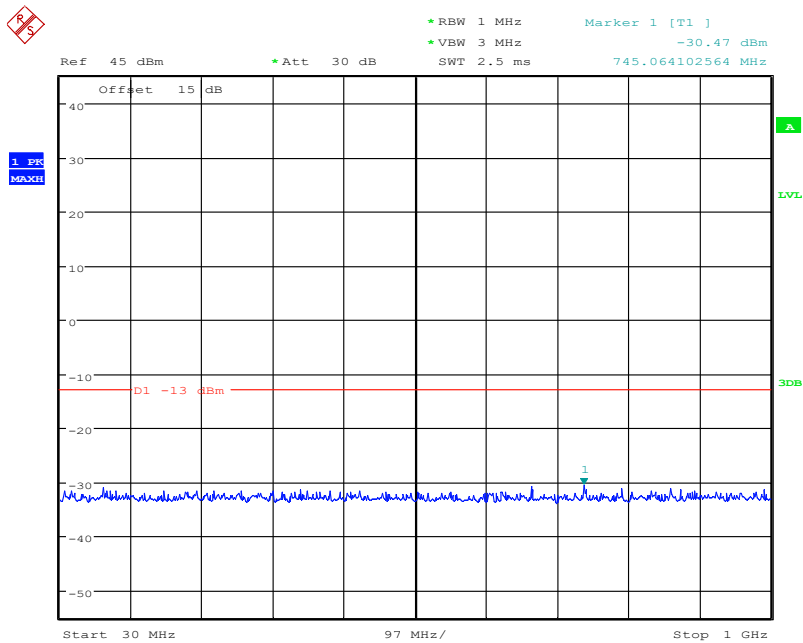
Note: The strong emission shown in each case is the carrier signal.

Report No.:B19W50598-WWAN_Rev1



Date: 21.FEB.2020 02:44:27

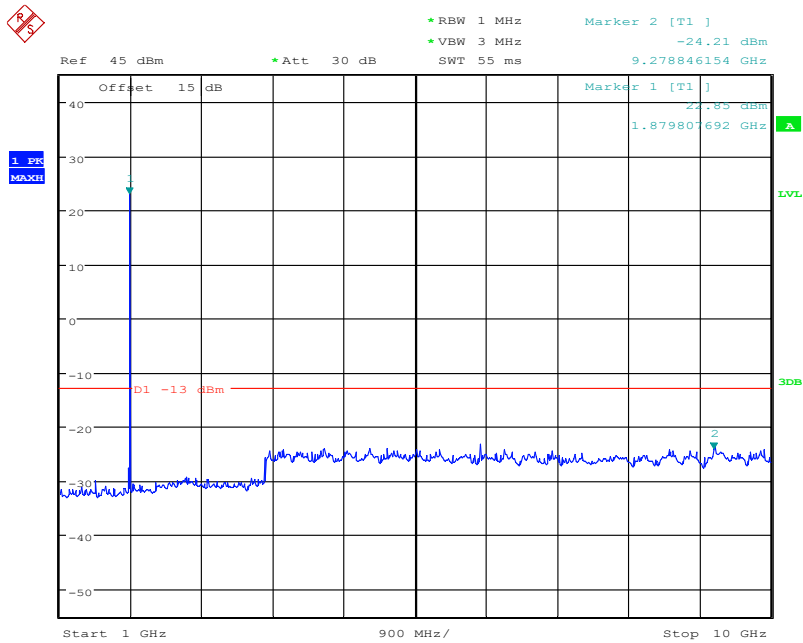
3 MHz bandwidth QPSK Mode Middle Channel, 1882.5 MHz, 10MHz to 20GHz



Date: 21.FEB.2020 02:43:06

3 MHz bandwidth 16QAM Mode Middle Channel, 1882.5 MHz, 30MHz to 1GHz

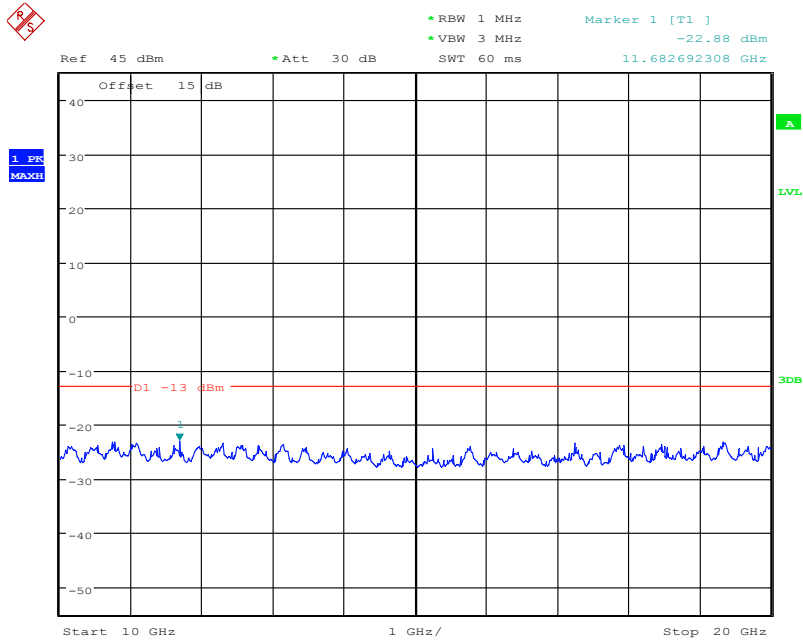
Report No.:B19W50598-WWAN_Rev1



Date: 21.FEB.2020 02:42:41

3 MHz bandwidth 16QAM Mode Middle Channel, 1882.5 MHz, 1GHz to 10GHz

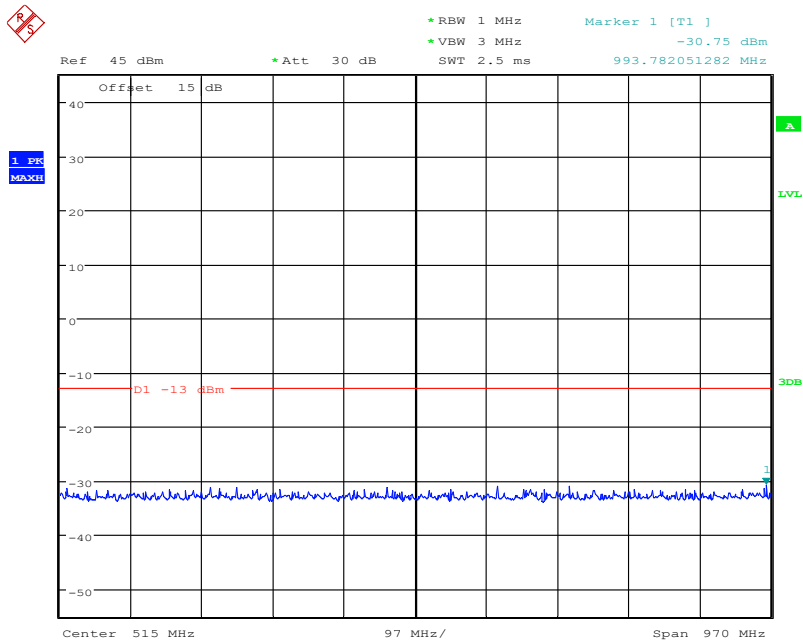
Note: The strong emission shown in each case is the carrier signal.



Date: 21.FEB.2020 02:42:17

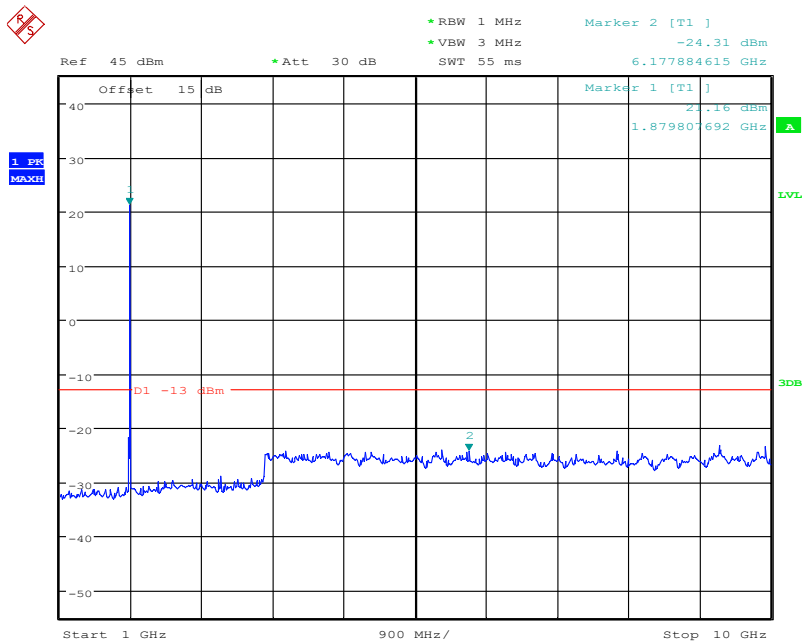
3 MHz bandwidth 16QAM Mode Middle Channel, 1882.5 MHz, 10MHz to 20GHz

Report No.:B19W50598-WWAN_Rev1



Date: 21.FEB.2020 02:45:41

5 MHz bandwidth QPSK Mode Middle Channel, 1882.5 MHz,30MHz to 1GHz

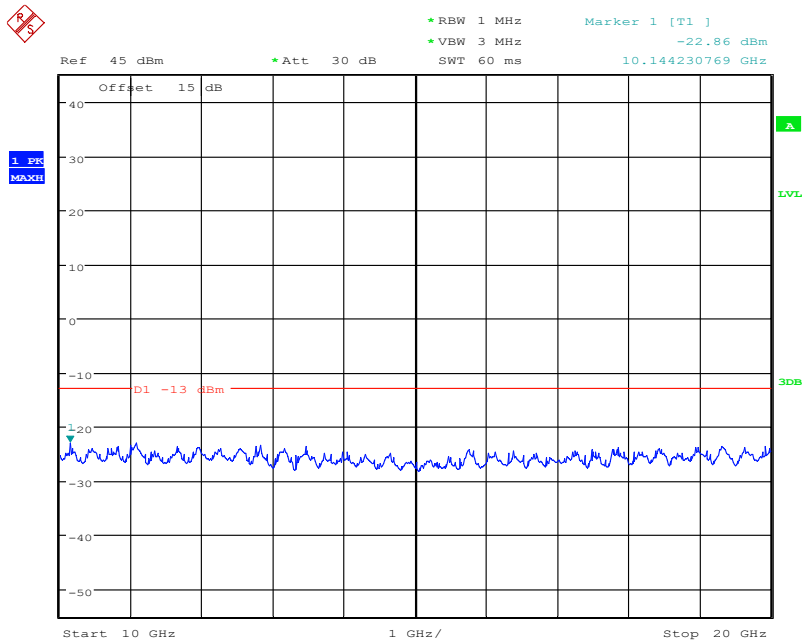


Date: 21.FEB.2020 02:45:18

5 MHz bandwidth QPSK Mode Middle Channel, 1882.5 MHz,1GHz to 10GHz

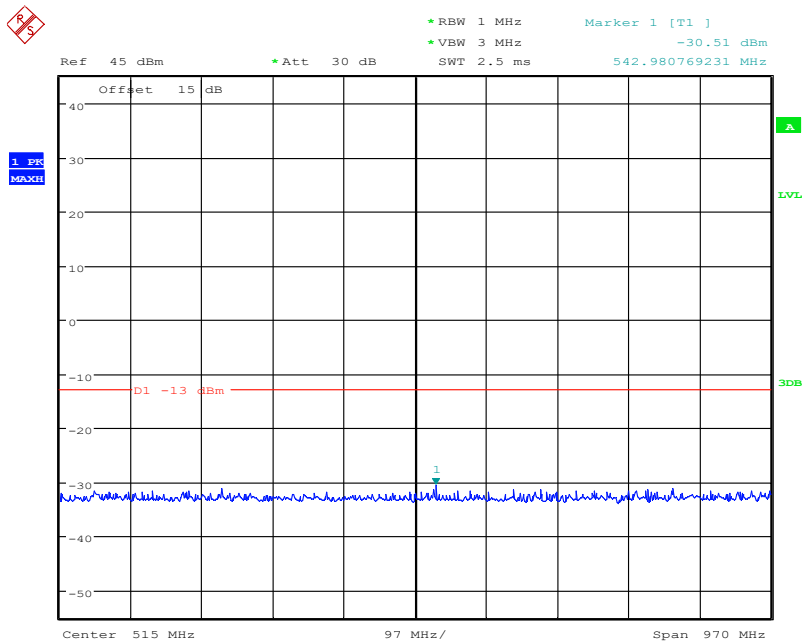
Note: The strong emission shown in each case is the carrier signal.

Report No.:B19W50598-WWAN_Rev1



Date: 21.FEB.2020 02:44:55

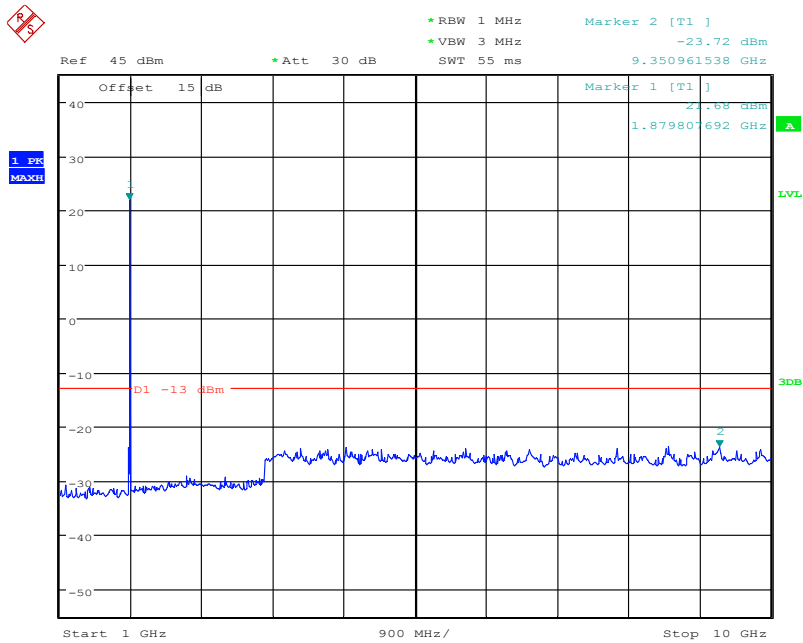
5 MHz bandwidth QPSK Mode Middle Channel, 1882.5 MHz,10MHz to 20GHz



Date: 21.FEB.2020 02:46:12

5 MHz bandwidth 16QAM Mode Middle Channel, 1882.5 MHz,30MHz to 1GHz

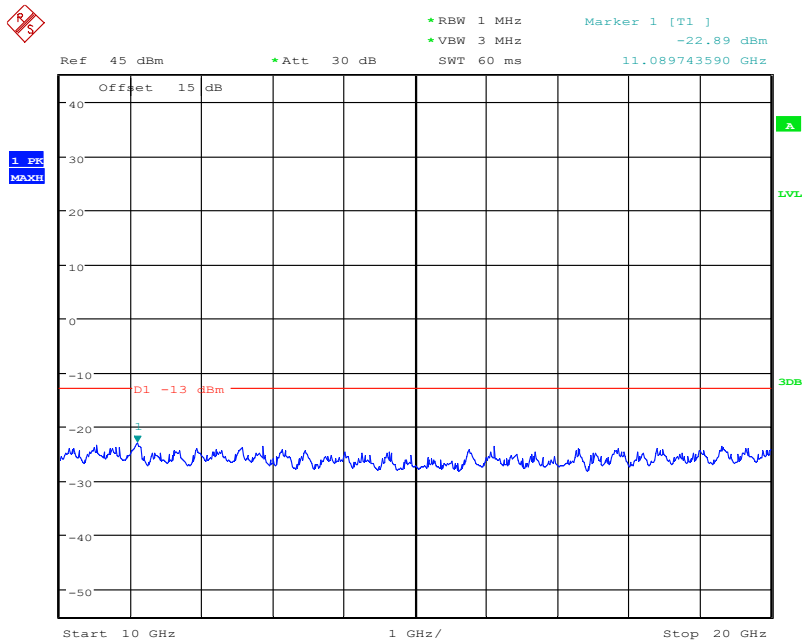
Report No.:B19W50598-WWAN_Rev1



Date: 21.FEB.2020 02:46:36

5 MHz bandwidth 16QAM Mode Middle Channel, 1882.5 MHz, 1GHz to 10GHz

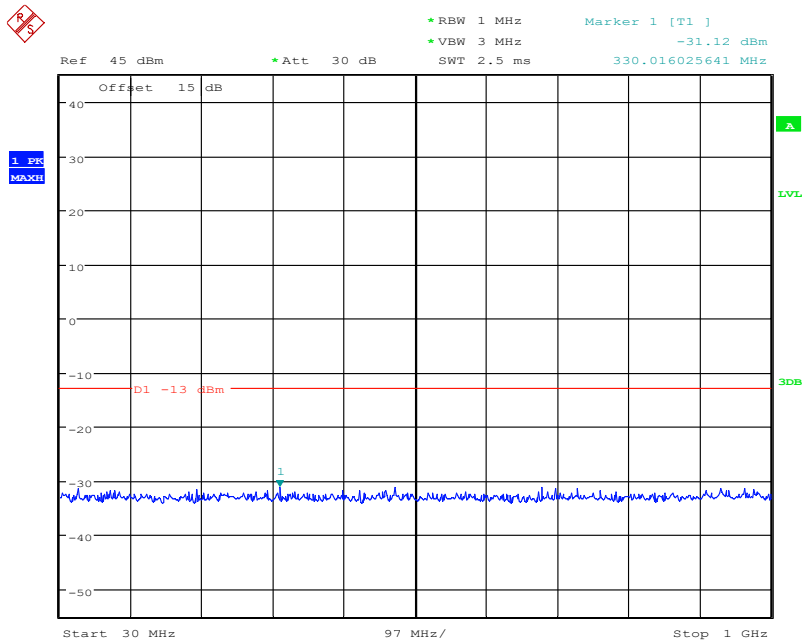
Note: The strong emission shown in each case is the carrier signal.



Date: 21.FEB.2020 02:47:00

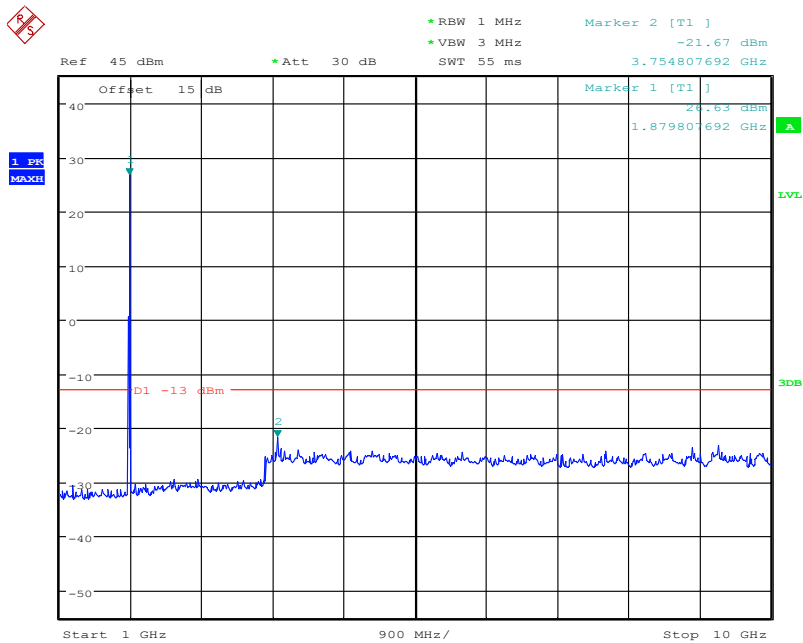
5 MHz bandwidth 16QAM Mode Middle Channel, 1882.5 MHz, 10MHz to 20GHz

Report No.:B19W50598-WWAN_Rev1



Date: 21.FEB.2020 02:48:50

10 MHz bandwidth QPSK Mode Middle Channel, 1882.5 MHz,30MHz to 1GHz

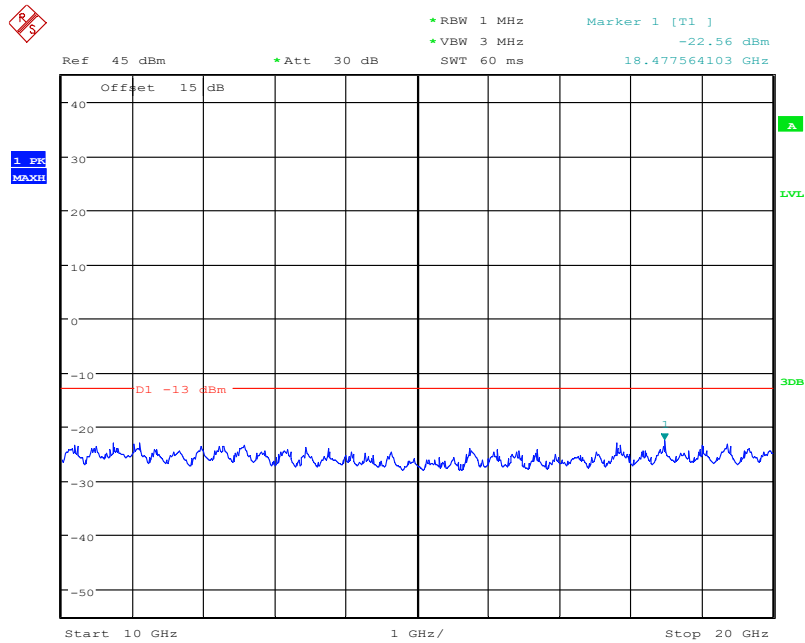


Date: 21.FEB.2020 02:48:12

10 MHz bandwidth QPSK Mode Middle Channel, 1882.5 MHz,1GHz to 10GHz

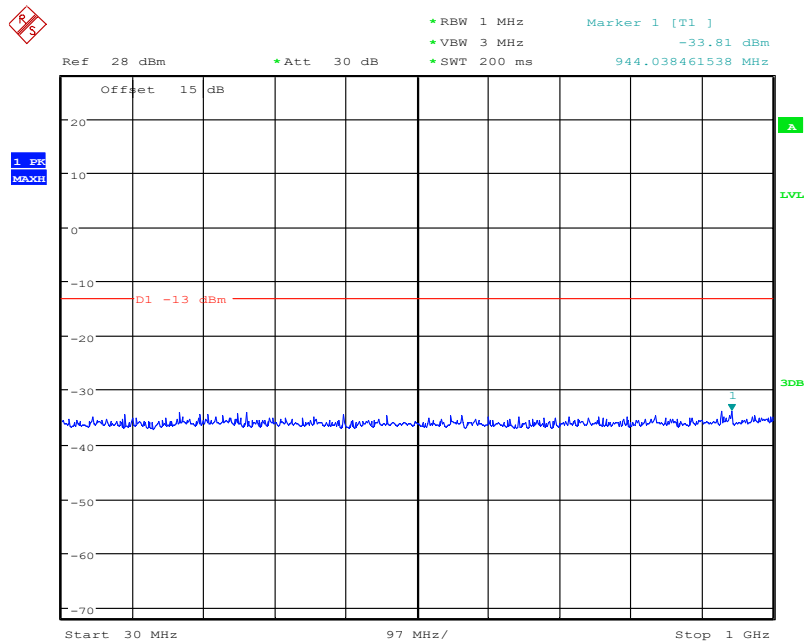
Note: The strong emission shown in each case is the carrier signal.

Report No.:B19W50598-WWAN_Rev1



Date: 21.FEB.2020 02:47:50

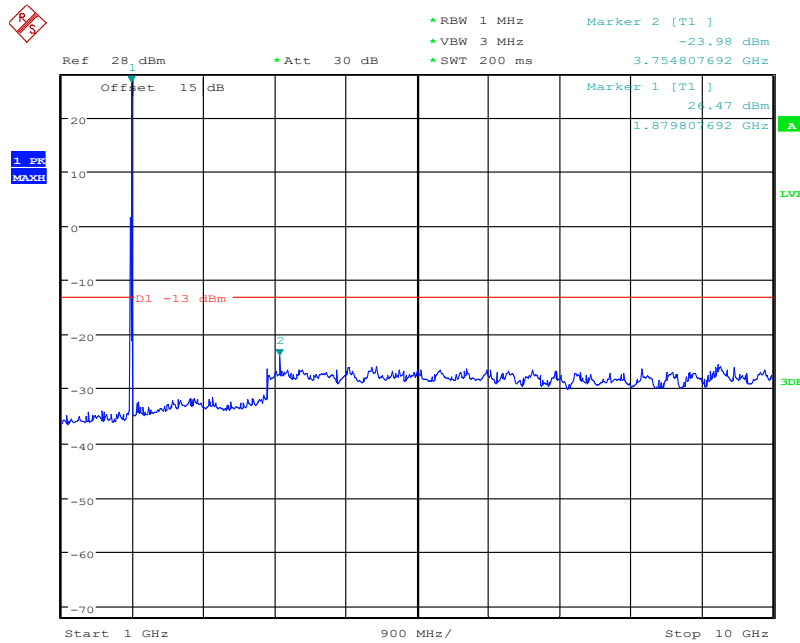
10 MHz bandwidth QPSK Mode Middle Channel, 1882.5 MHz, 10MHz to 20GHz



Date: 23.FEB.2020 07:39:20

10 MHz bandwidth 16QAM Mode Middle Channel, 1882.5 MHz, 30MHz to 1GHz

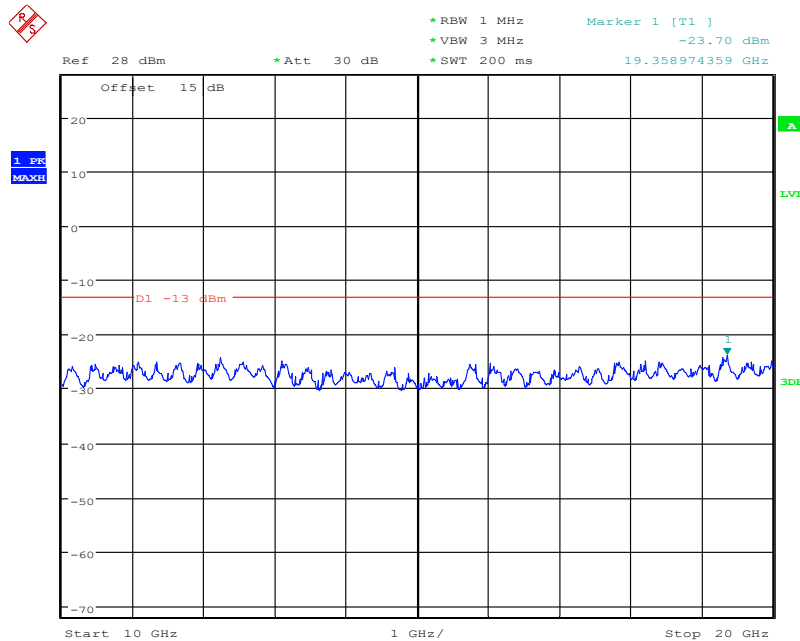
Report No.:B19W50598-WWAN_Rev1



Date: 23.FEB.2020 07:39:05

10 MHz bandwidth 16QAM Mode Middle Channel, 1882.5 MHz, 1GHz to 10GHz

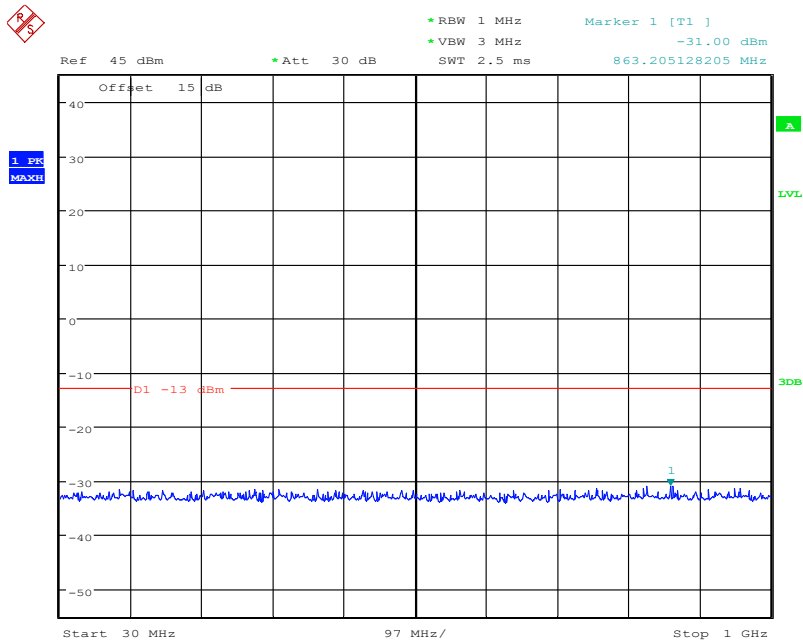
Note: The strong emission shown in each case is the carrier signal.



Date: 23.FEB.2020 07:38:48

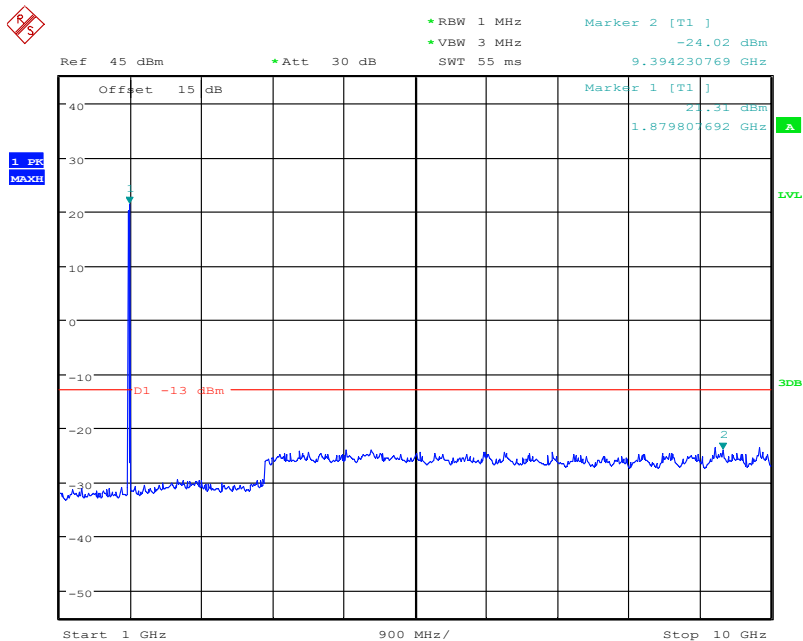
10 MHz bandwidth 16QAM Mode Middle Channel, 1882.5 MHz, 10MHz to 20GHz

Report No.:B19W50598-WWAN_Rev1



Date: 21.FEB.2020 02:49:32

15 MHz bandwidth QPSK Mode Middle Channel, 1882.5 MHz,30MHz to 1GHz

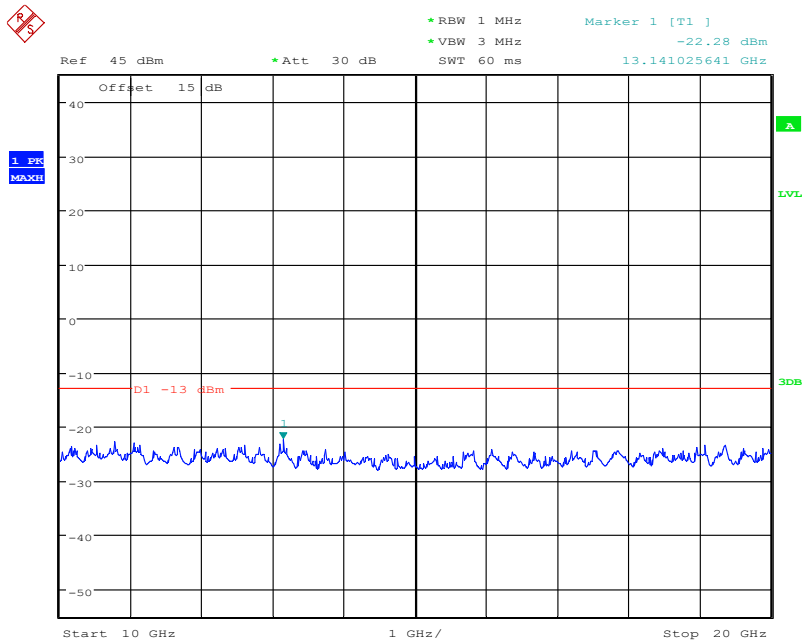


Date: 21.FEB.2020 02:49:57

15 MHz bandwidth QPSK Mode Middle Channel, 1882.5 MHz,1GHz to 10GHz

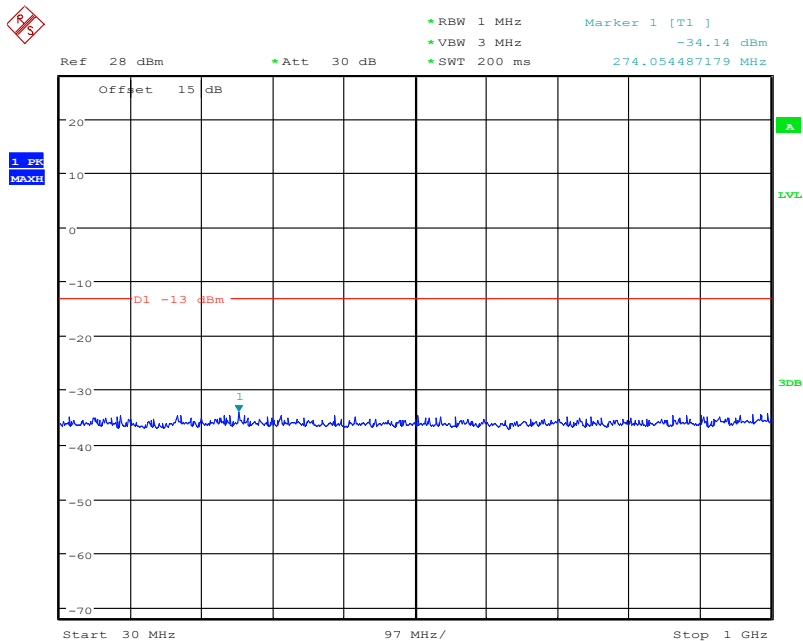
Note: The strong emission shown in each case is the carrier signal.

Report No.:B19W50598-WWAN_Rev1



Date: 21.FEB.2020 02:50:22

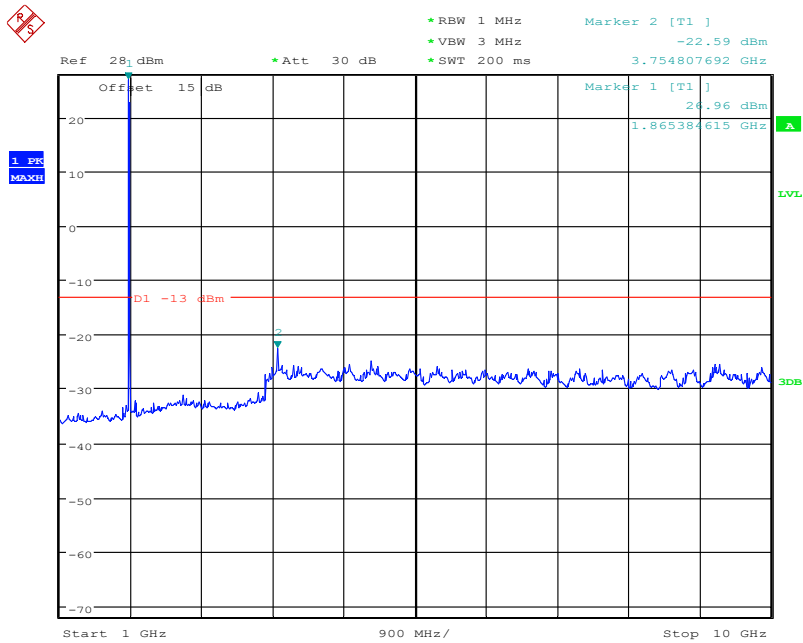
15 MHz bandwidth QPSK Mode Middle Channel, 1882.5 MHz, 10MHz to 20GHz



Date: 23.FEB.2020 07:39:42

15 MHz bandwidth 16QAM Mode Middle Channel, 1882.5 MHz, 30MHz to 1GHz

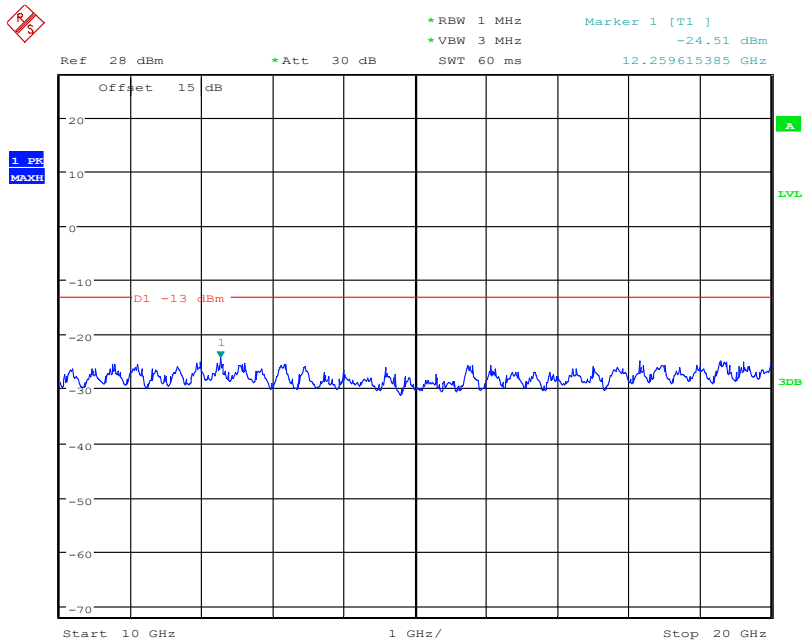
Report No.:B19W50598-WWAN_Rev1



Date: 23.FEB.2020 07:40:01

15 MHz bandwidth 16QAM Mode Middle Channel, 1882.5 MHz, 1GHz to 10GHz

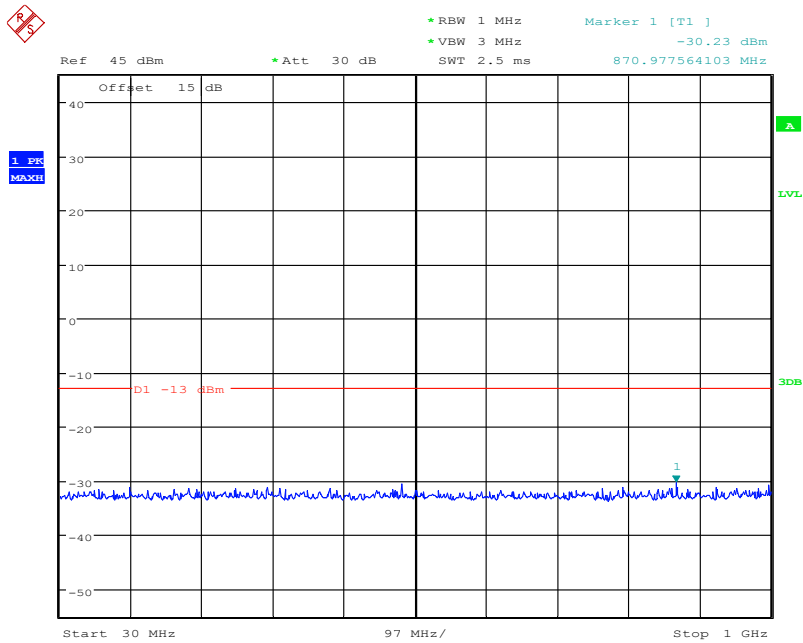
Note: The strong emission shown in each case is the carrier signal.



Date: 23.FEB.2020 07:40:28

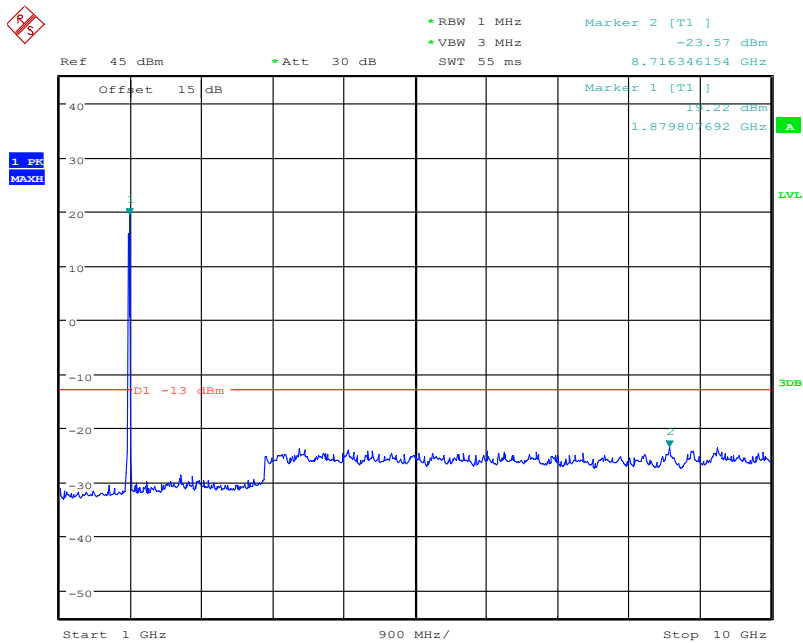
15 MHz bandwidth 16QAM Mode Middle Channel, 1882.5 MHz, 10MHz to 20GHz

Report No.:B19W50598-WWAN_Rev1



Date: 21.FEB.2020 02:54:02

20 MHz bandwidth QPSK Mode Middle Channel, 1882.5 MHz,30MHz to 1GHz

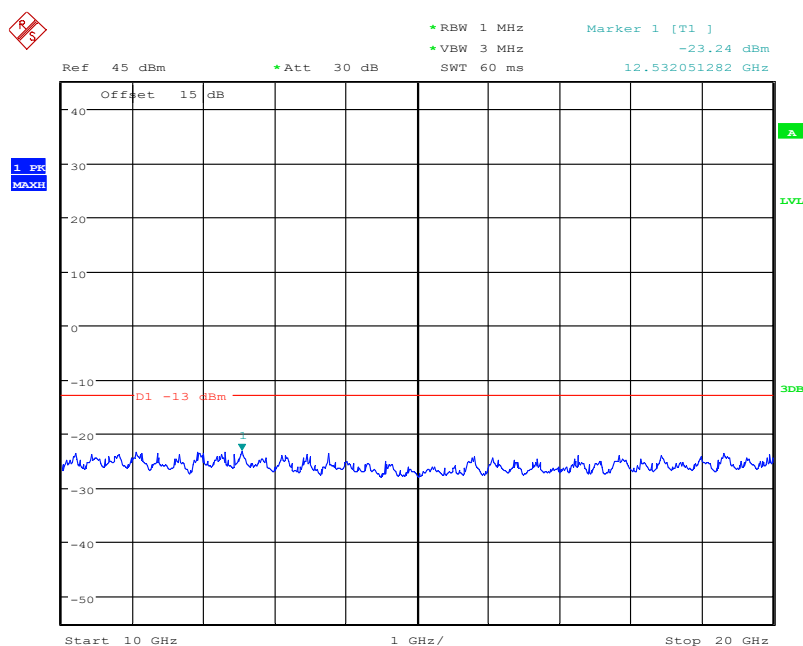


Date: 21.FEB.2020 02:53:24

20 MHz bandwidth QPSK Mode Middle Channel, 1882.5 MHz,1GHz to 10GHz

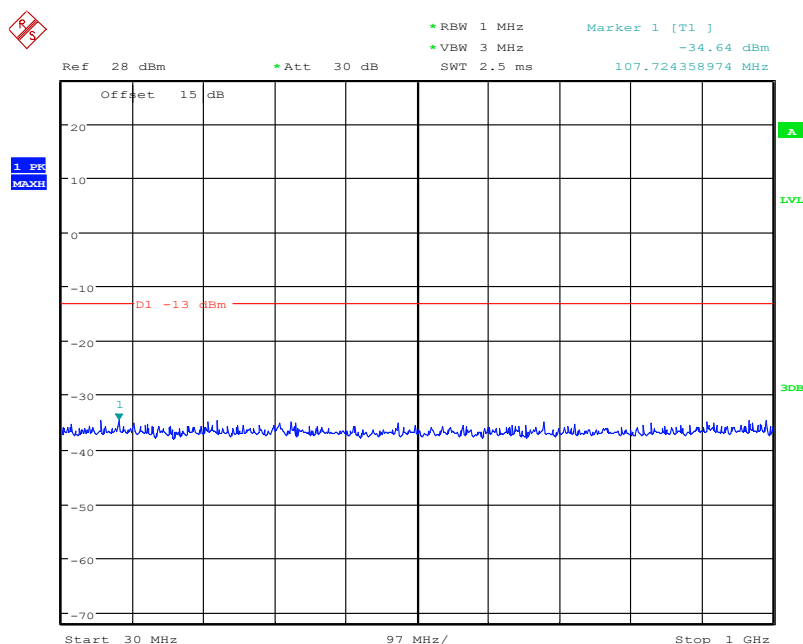
Note: The strong emission shown in each case is the carrier signal.

Report No.:B19W50598-WWAN_Rev1



Date: 21.FEB.2020 02:52:59

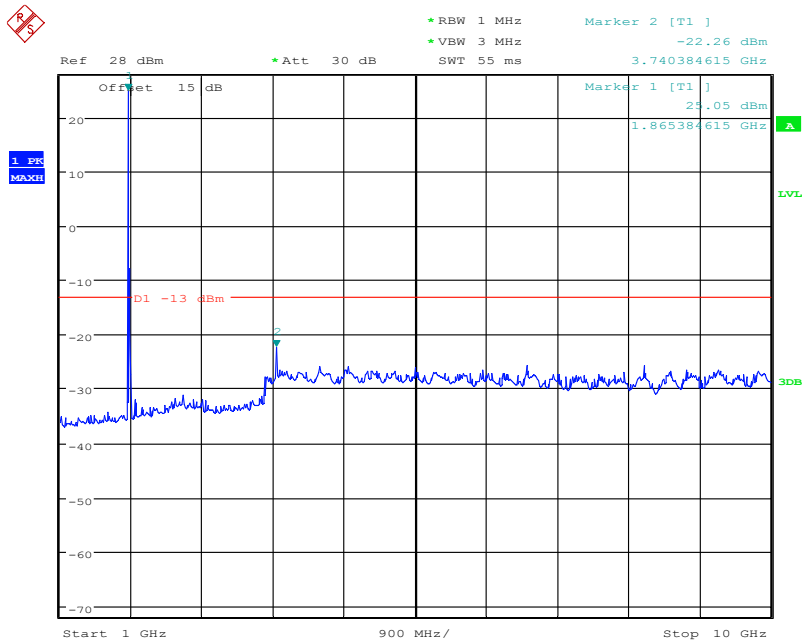
20 MHz bandwidth QPSK Mode Middle Channel, 1882.5 MHz, 10MHz to 20GHz



Date: 23.FEB.2020 07:41:30

20 MHz bandwidth 16QAM Mode Middle Channel, 1882.5 MHz, 30MHz to 1GHz

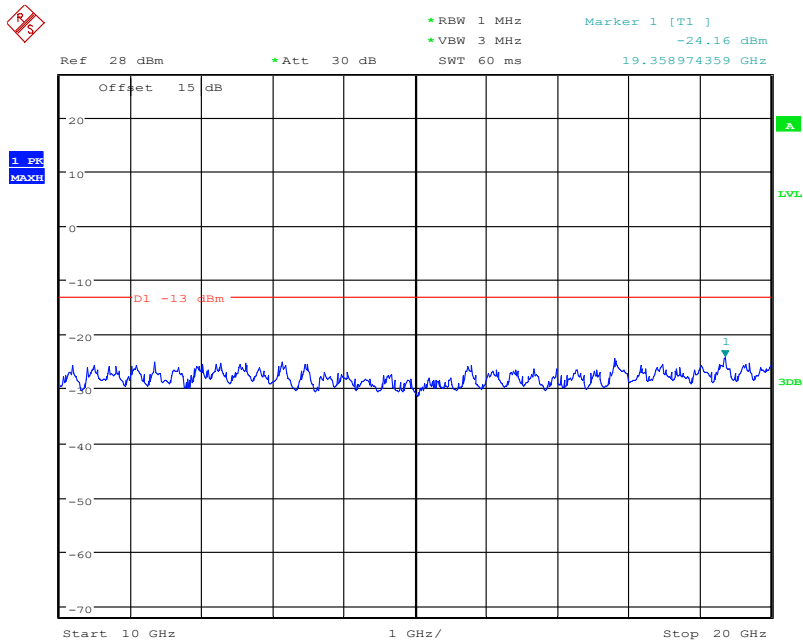
Report No.:B19W50598-WWAN_Rev1



Date: 23.FEB.2020 07:41:16

20 MHz bandwidth 16QAM Mode Middle Channel, 1882.5 MHz, 1GHz to 10GHz

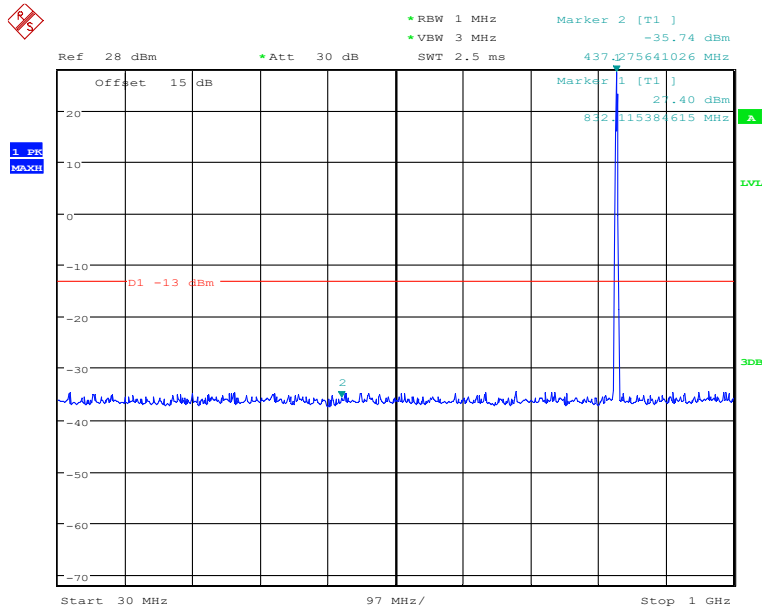
Note: The strong emission shown in each case is the carrier signal.



Date: 23.FEB.2020 07:40:58

20 MHz bandwidth 16QAM Mode Middle Channel, 1882.5 MHz, 10MHz to 20GHz

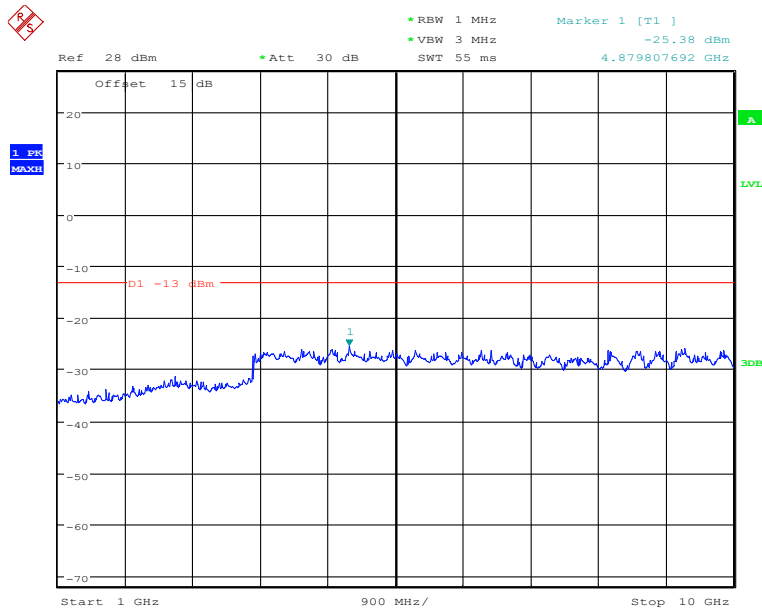
5.3.10 LTE B26 Conducted Spurious Emission Results



Date: 23.FEB.2020 07:43:22

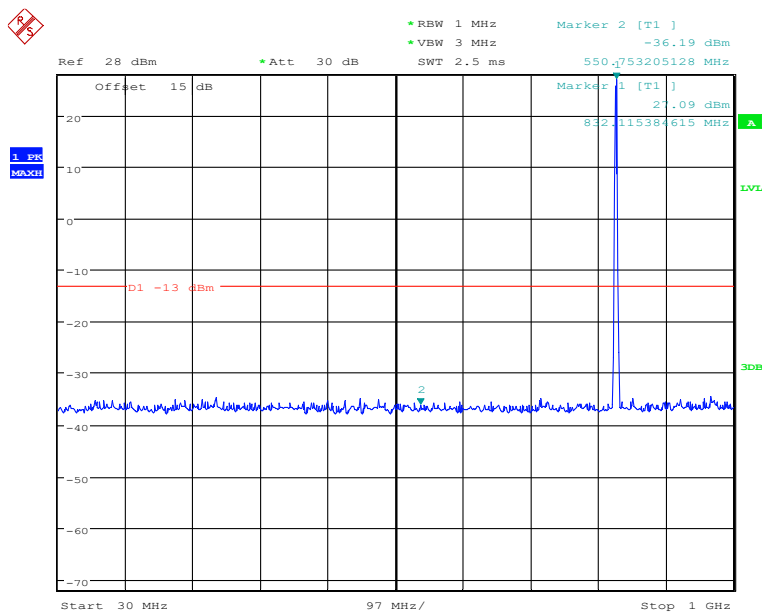
1.4 MHz bandwidth QPSK Mode ,30MHz to 1GHz

Note: The strong emission shown in each case is the carrier signal.



Date: 23.FEB.2020 07:43:48

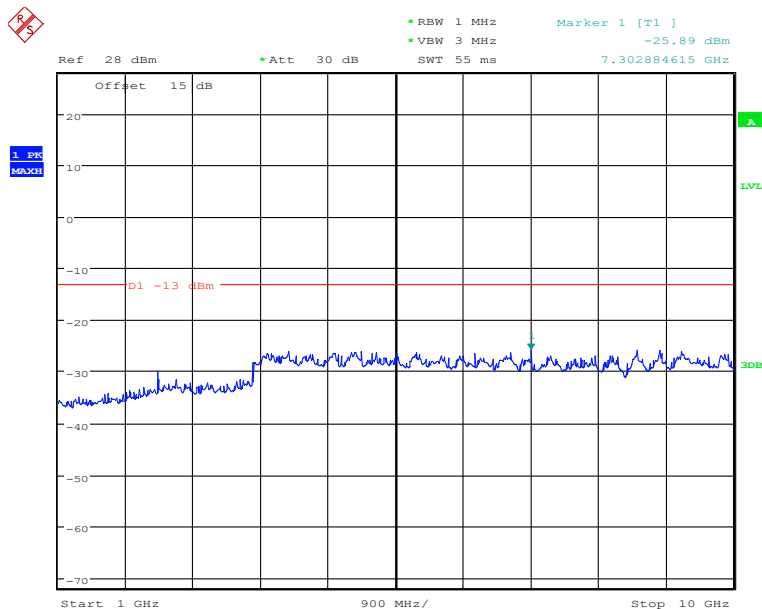
1.4 MHz bandwidth QPSK Mode ,1GHz to 10GHz



Date: 23.FEB.2020 07:44:32

3 MHz bandwidth QPSK Mode ,30MHz to 1GHz

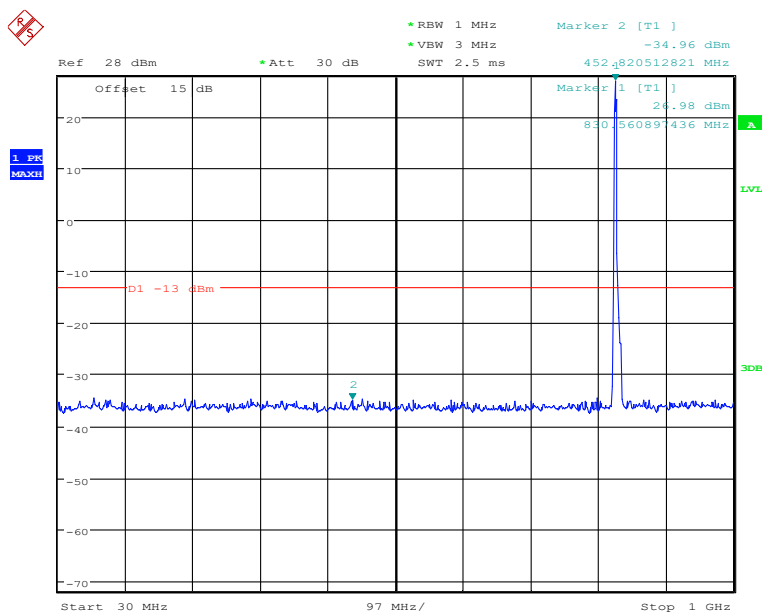
Note: The strong emission shown in each case is the carrier signal.



Date: 23.FEB.2020 07:44:14

3 MHz bandwidth QPSK Mode ,1GHz to 10GHz

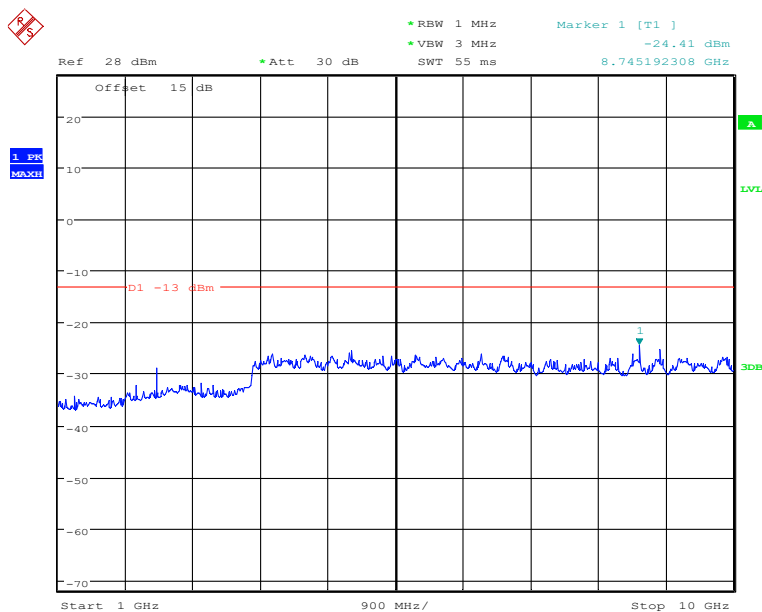
Report No.:B19W50598-WWAN_Rev1



Date: 23.FEB.2020 07:45:28

5 MHz bandwidth QPSK Mode ,30MHz to 1GHz

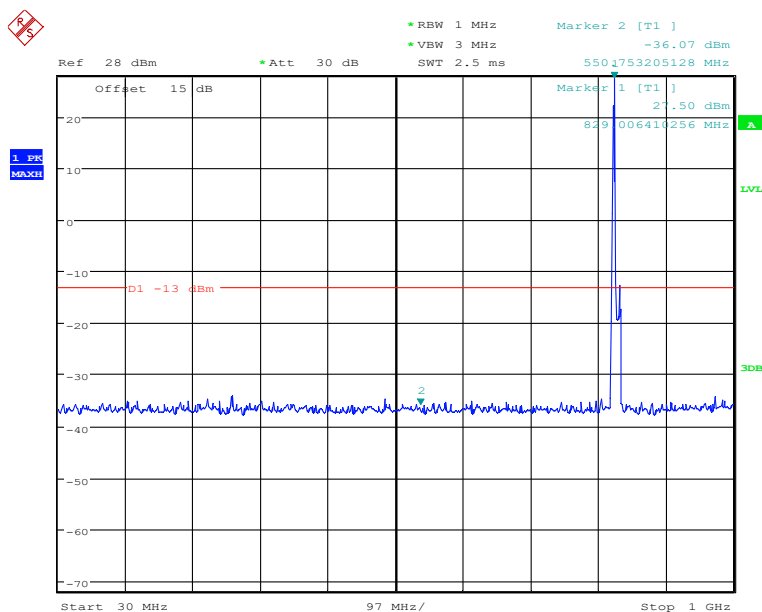
Note: The strong emission shown in each case is the carrier signal.



Date: 23.FEB.2020 07:45:41

5 MHz bandwidth QPSK Mode ,1GHz to 10GHz

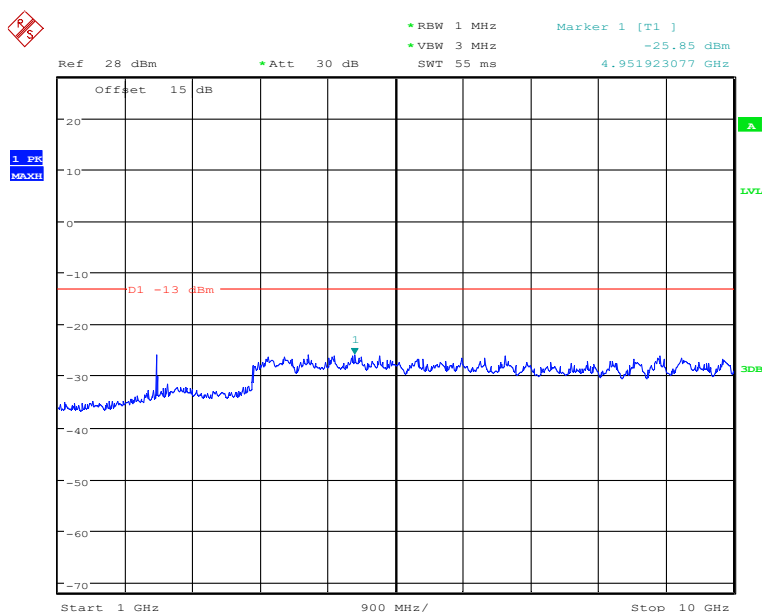
Report No.:B19W50598-WWAN_Rev1



Date: 23.FEB.2020 07:46:31

10 MHz bandwidth QPSK Mode ,30MHz to 1GHz

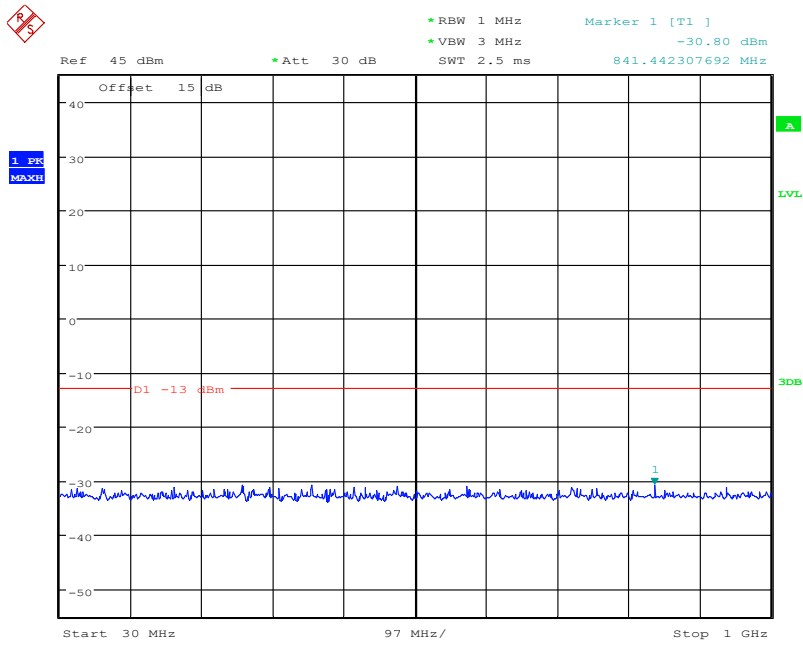
Note: The strong emission shown in each case is the carrier signal.



Date: 23.FEB.2020 07:46:07

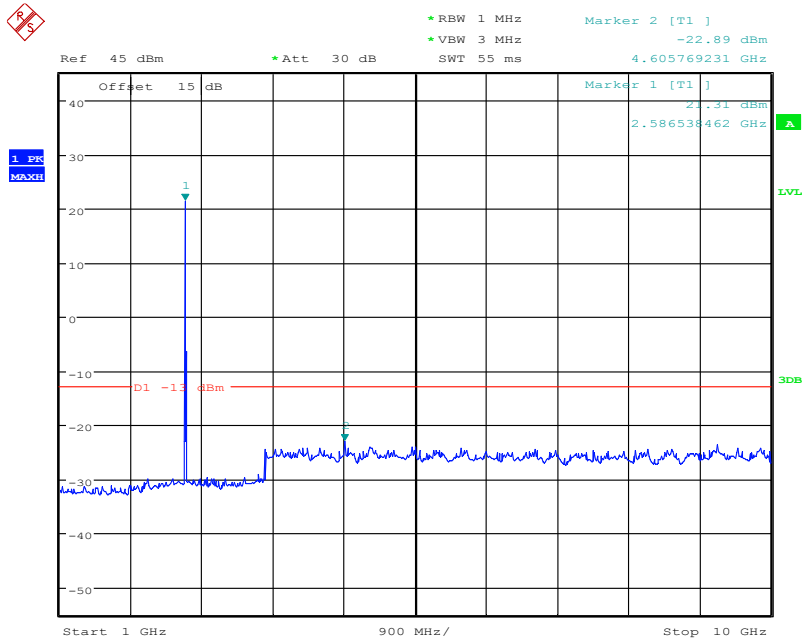
10 MHz bandwidth QPSK Mode ,1GHz to 10GHz

5.3.11 LTE B41 Conducted Spurious Emission Results



Date: 21.FEB.2020 02:56:18

5 MHz bandwidth QPSK Mode Middle Channel, 2593 MHz,30MHz to 1GHz



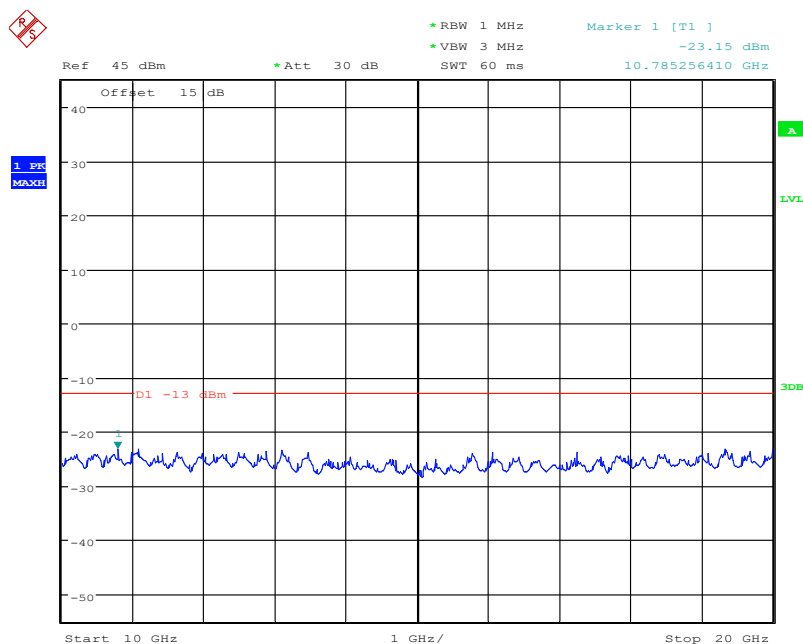
Date: 21.FEB.2020 02:56:53

5 MHz bandwidth QPSK Mode Middle Channel, 2593 MHz,1GHz to 10GHz

Note: The strong emission shown in each case is the carrier signal.

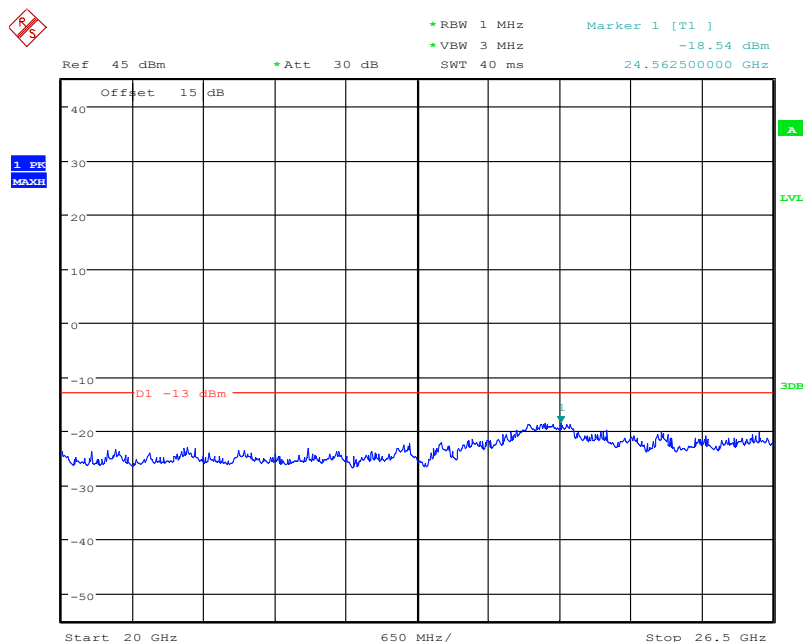
Address: No. 8,Yuma Road, Chayuan New City, Nan'an District, Chongqing, P. R. China,401336
 Tel: 0086-23-88069965 FAX: 0086-23-88608777

Report No.:B19W50598-WWAN_Rev1



Date: 21.FEB.2020 02:57:16

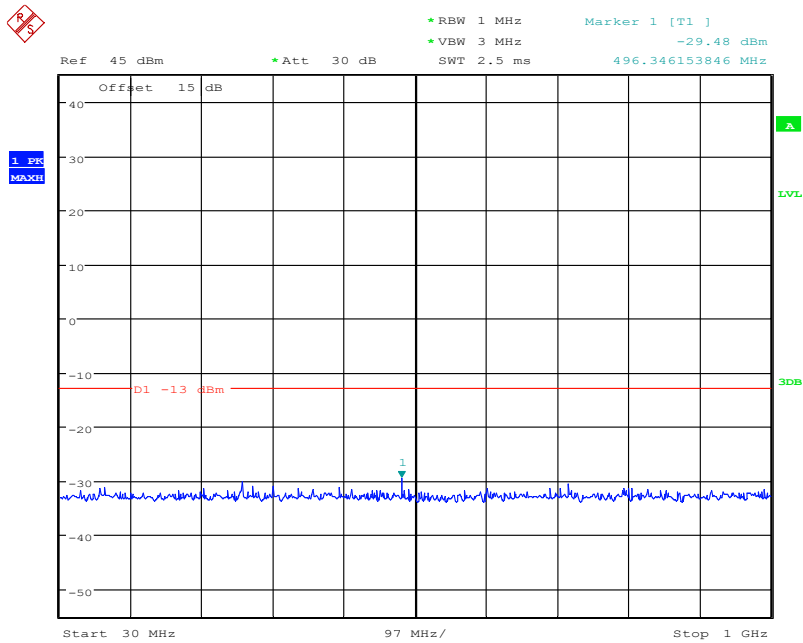
5 MHz bandwidth QPSK Mode Middle Channel, 2593 MHz, 10MHz to 20GHz



Date: 21.FEB.2020 02:57:55

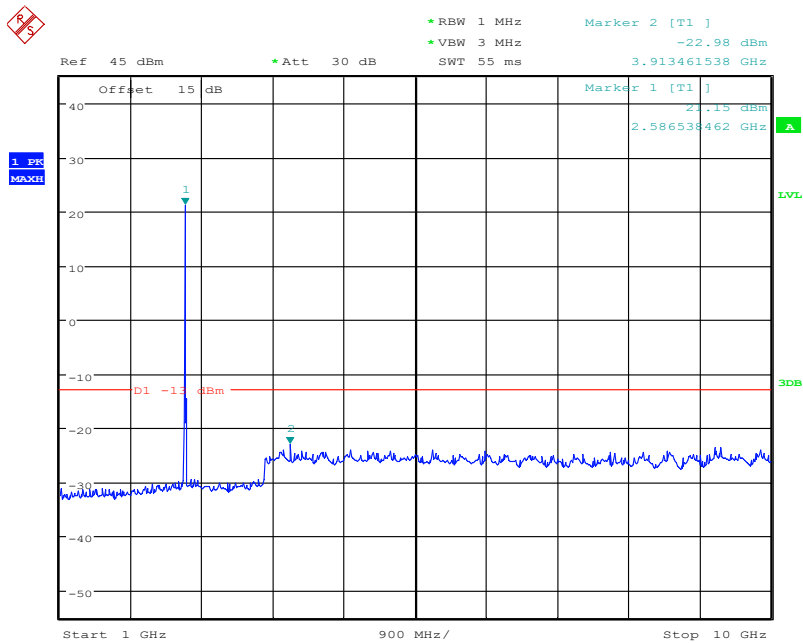
5 MHz bandwidth QPSK Mode Middle Channel, 2593 MHz, 20MHz to 26.5GHz

Report No.:B19W50598-WWAN_Rev1



Date: 21.FEB.2020 02:59:36

5 MHz bandwidth 16QAM Mode Middle Channel, 2593 MHz,30MHz to 1GHz

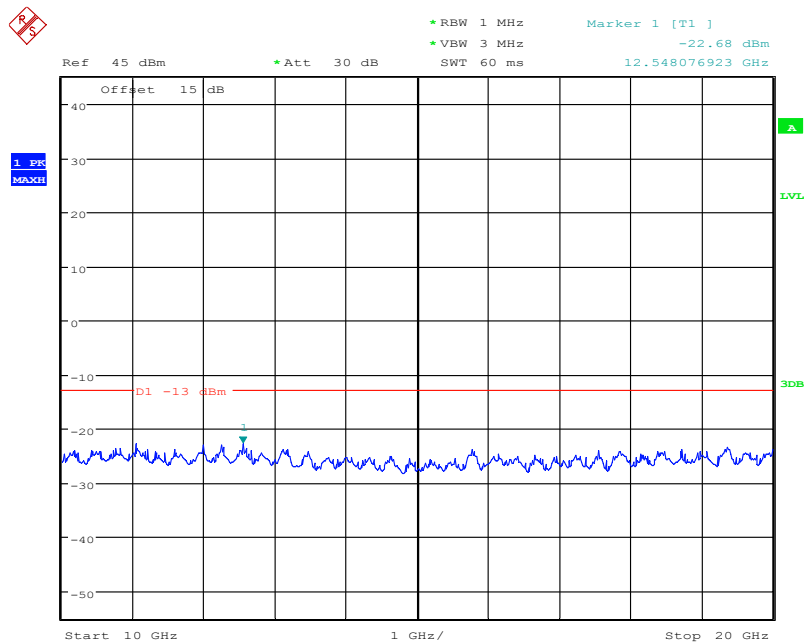


Date: 21.FEB.2020 02:59:15

5 MHz bandwidth 16QAM Mode Middle Channel, 2593 MHz,1GHz to 10GHz

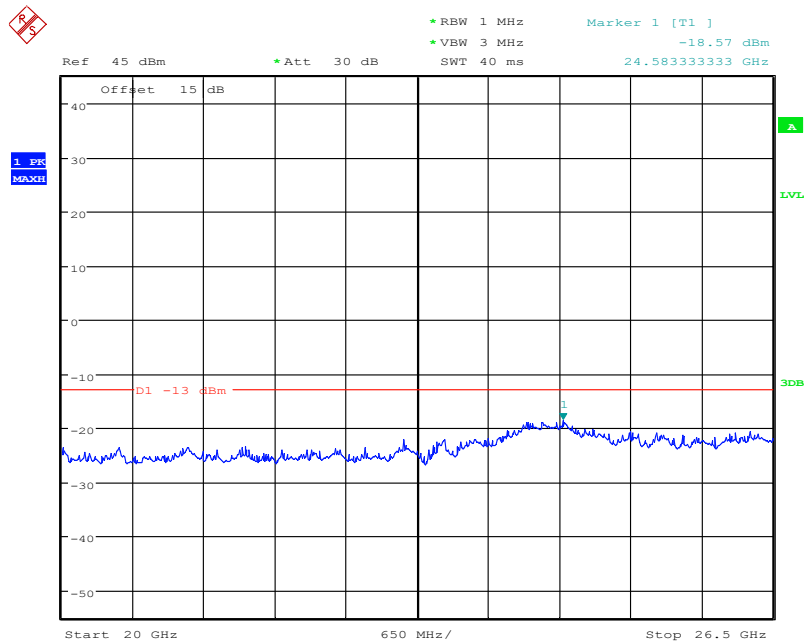
Note: The strong emission shown in each case is the carrier signal.

Report No.:B19W50598-WWAN_Rev1



Date: 21.FEB.2020 02:58:47

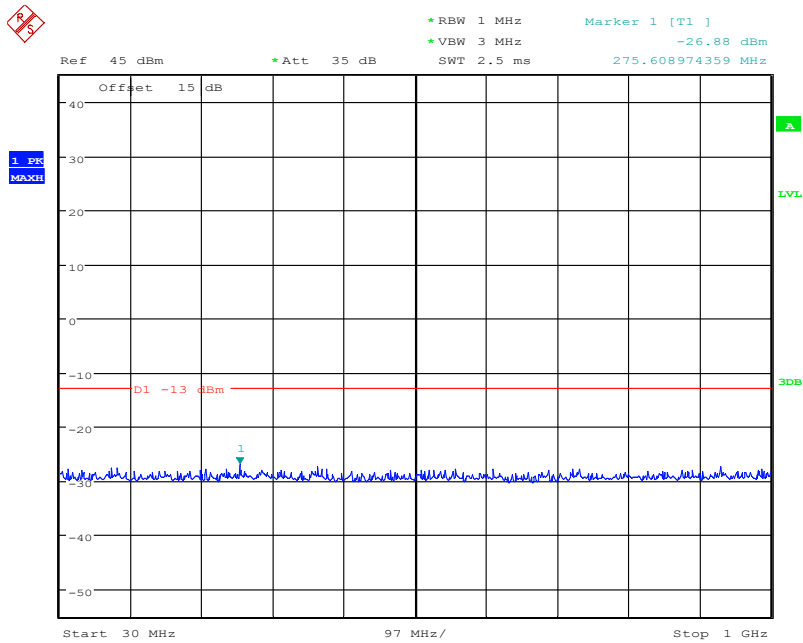
5 MHz bandwidth 16QAM Mode Middle Channel, 2593 MHz, 10MHz to 20GHz



Date: 21.FEB.2020 02:58:19

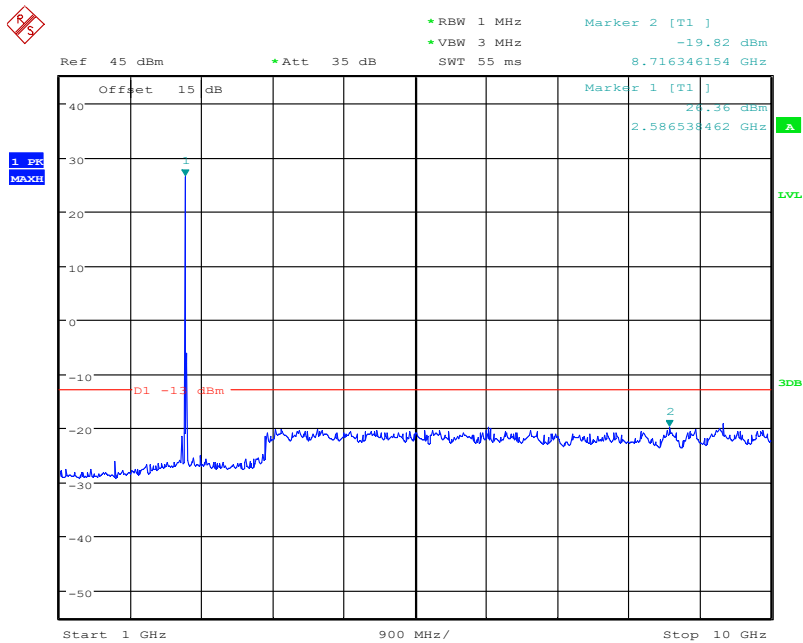
5 MHz bandwidth 16QAM Mode Middle Channel, 2593 MHz, 20MHz to 26.5GHz

Report No.:B19W50598-WWAN_Rev1



Date: 21.FEB.2020 03:00:26

10 MHz bandwidth QPSK Mode Middle Channel, 2593 MHz,30MHz to 1GHz

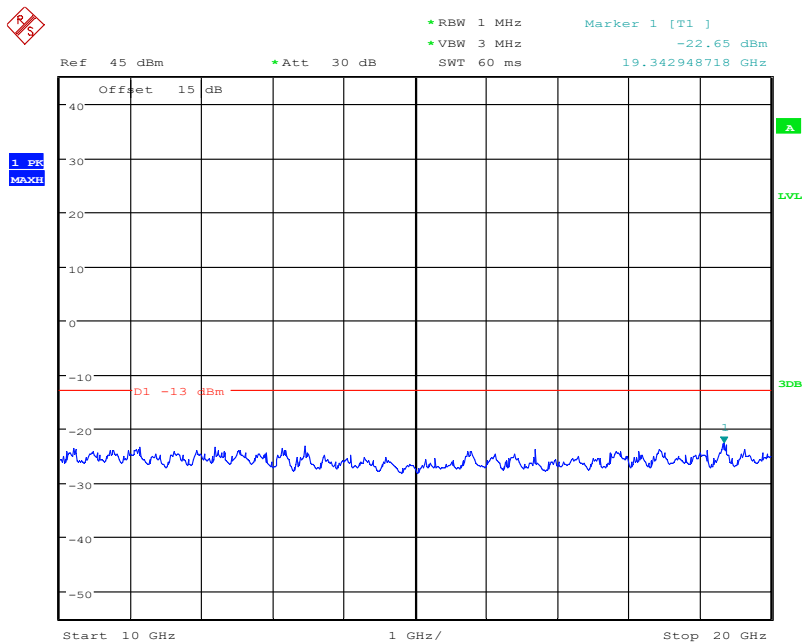


Date: 21.FEB.2020 03:00:51

10 MHz bandwidth QPSK Mode Middle Channel, 2593 MHz,1GHz to 10GHz

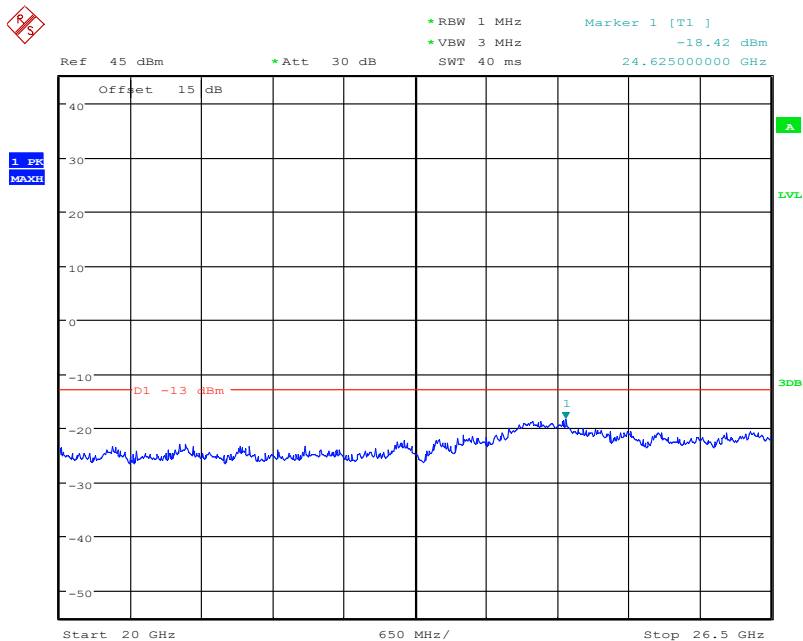
Note: The strong emission shown in each case is the carrier signal.

Report No.:B19W50598-WWAN_Rev1



Date: 21.FEB.2020 03:01:24

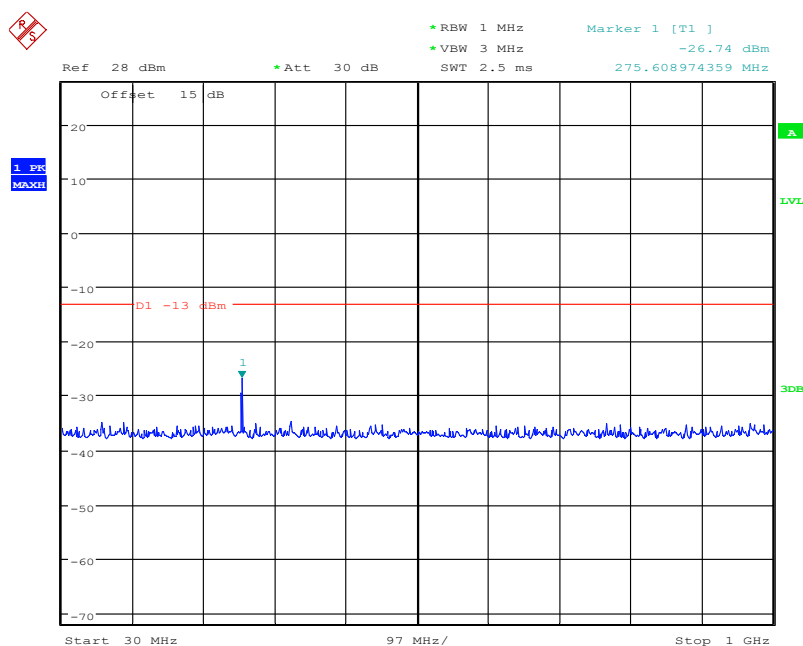
10 MHz bandwidth QPSK Mode Middle Channel, 2593 MHz, 10MHz to 20GHz



Date: 21.FEB.2020 03:01:58

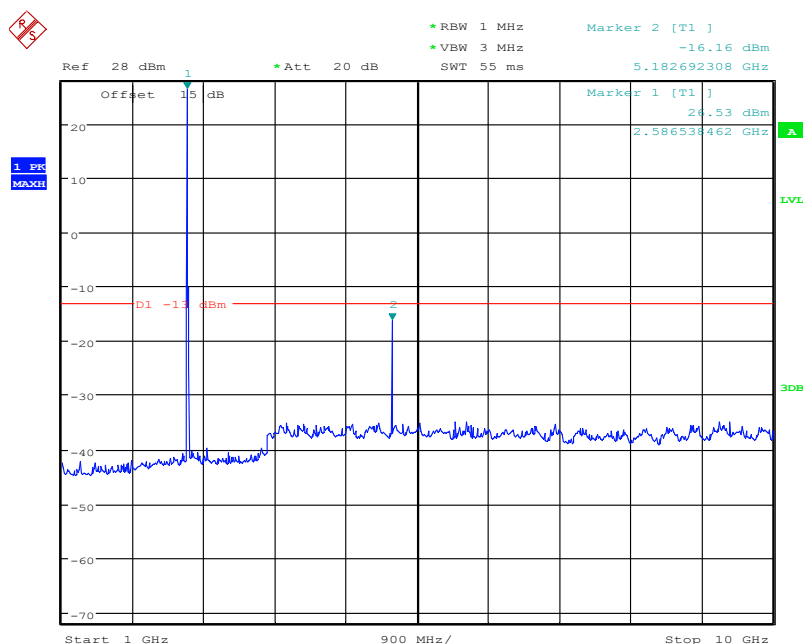
10 MHz bandwidth QPSK Mode Middle Channel, 2593 MHz, 20MHz to 26.5GHz

Report No.:B19W50598-WWAN_Rev1



Date: 23.FEB.2020 08:05:18

10 MHz bandwidth 16QAM Mode Middle Channel, 2593 MHz,30MHz to 1GHz

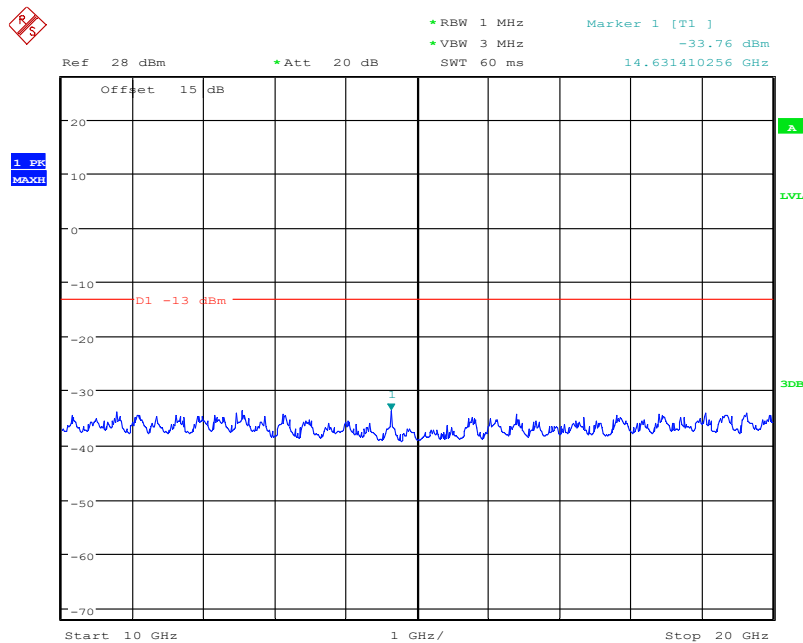


Date: 23.FEB.2020 08:04:55

10 MHz bandwidth 16QAM Mode Middle Channel, 2593 MHz,1GHz to 10GHz

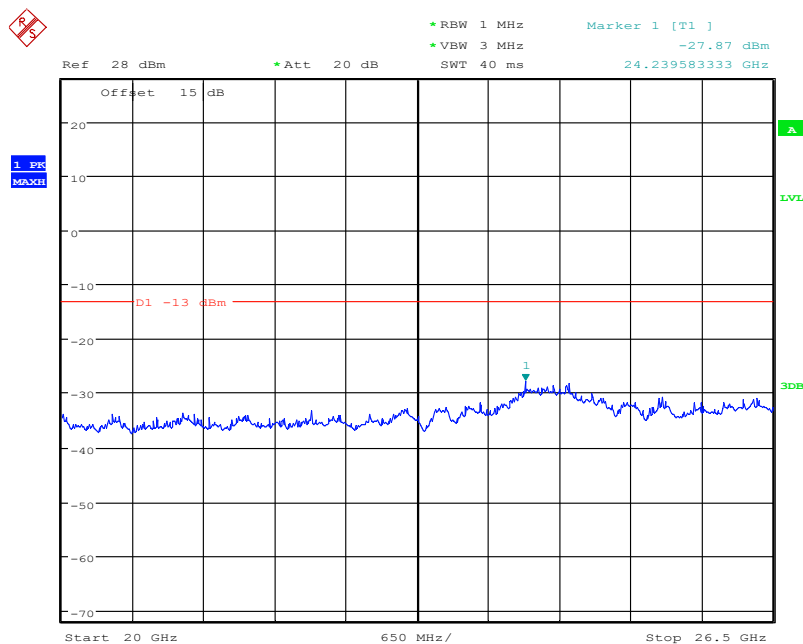
Note: The strong emission shown in each case is the carrier signal.

Report No.:B19W50598-WWAN_Rev1



Date: 23.FEB.2020 08:04:29

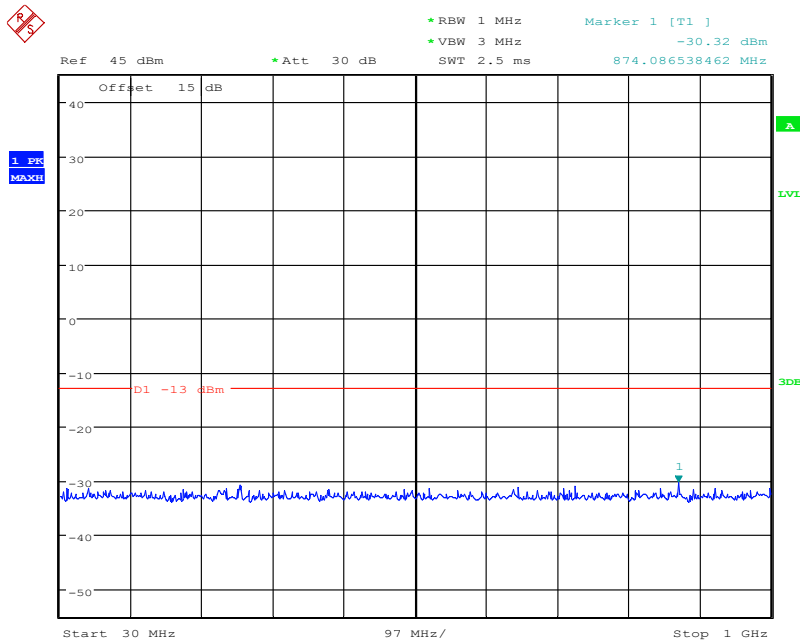
10 MHz bandwidth 16QAM Mode Middle Channel, 2593 MHz,10MHz to 20GHz



Date: 23.FEB.2020 08:04:14

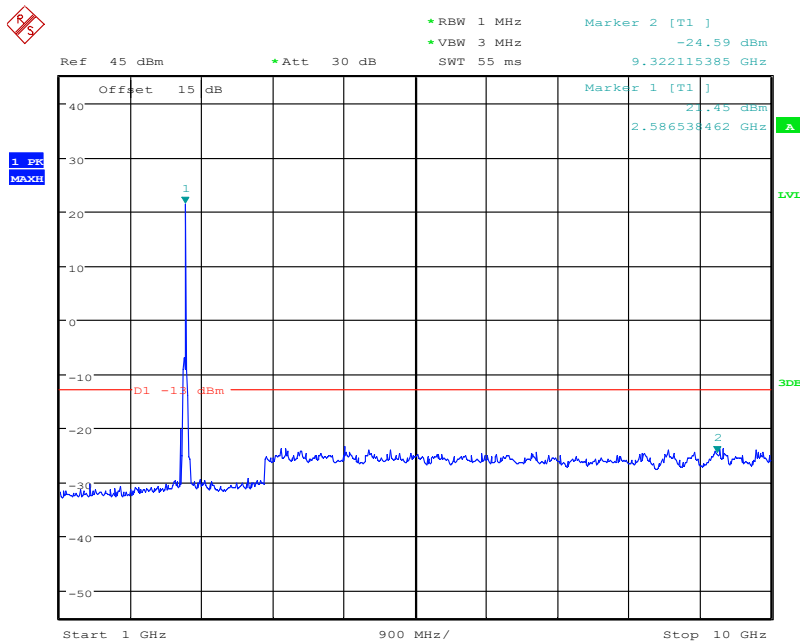
10 MHz bandwidth 16QAM Mode Middle Channel, 2593 MHz,20MHz to 26.5GHz

Report No.:B19W50598-WWAN_Rev1



Date: 21.FEB.2020 03:04:35

15 MHz bandwidth QPSK Mode Middle Channel, 2593 MHz,30MHz to 1GHz

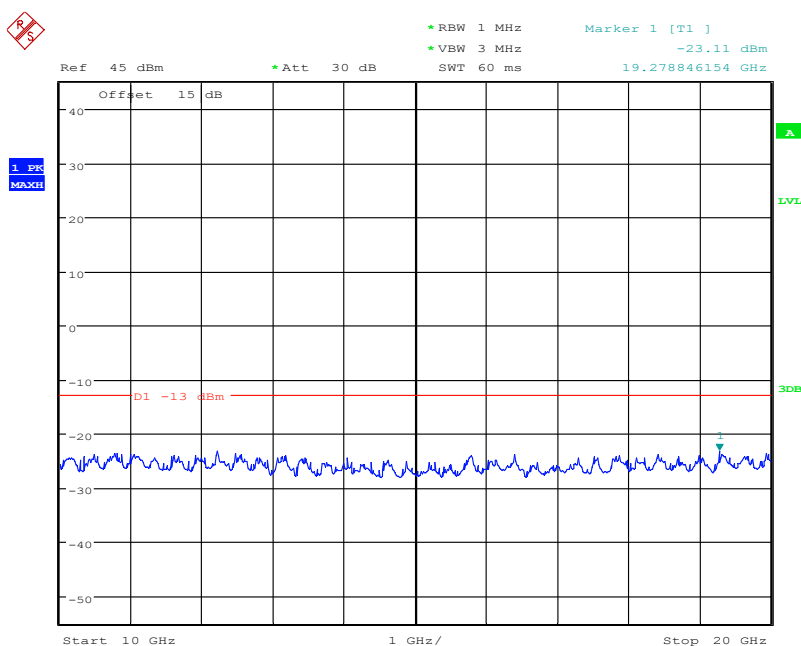


Date: 21.FEB.2020 03:04:08

15 MHz bandwidth QPSK Mode Middle Channel, 2593 MHz,1GHz to 10GHz

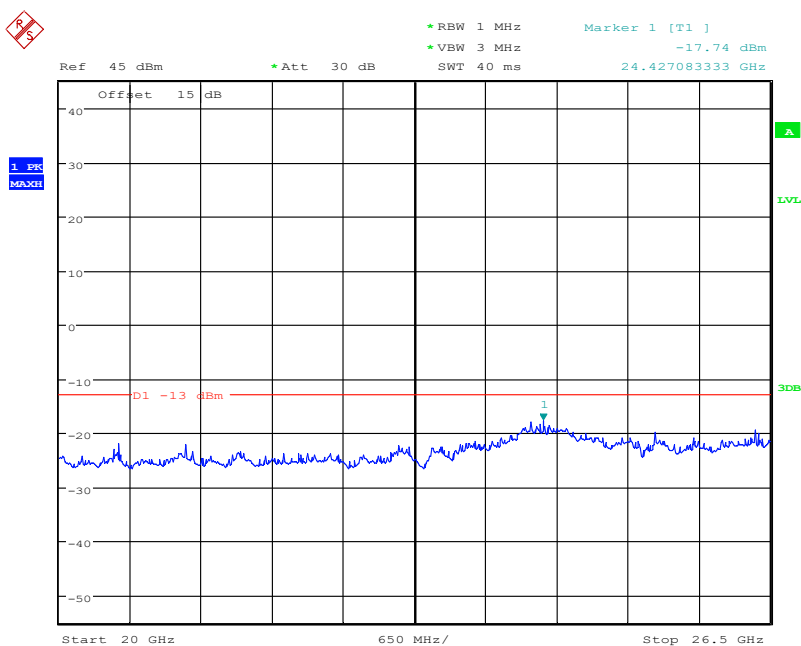
Note: The strong emission shown in each case is the carrier signal.

Report No.:B19W50598-WWAN_Rev1



Date: 21.FEB.2020 03:02:55

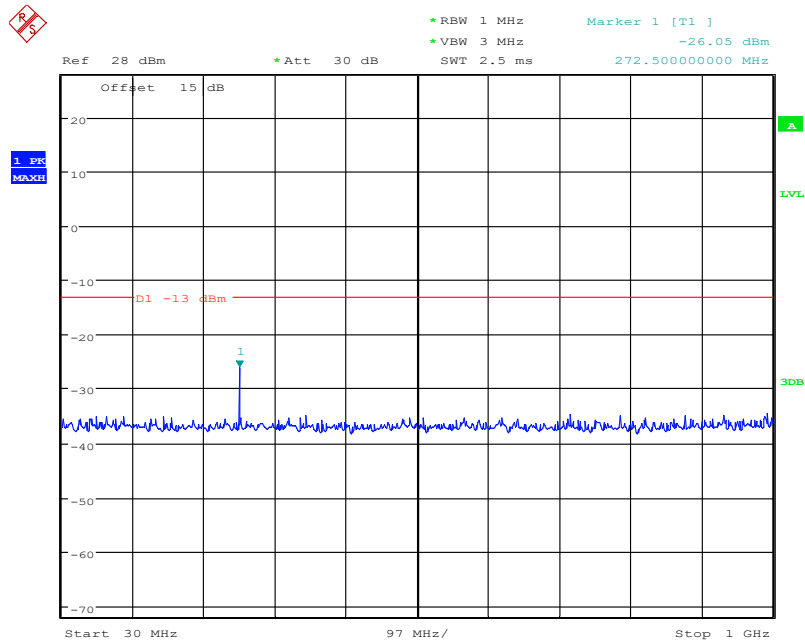
15 MHz bandwidth QPSK Mode Middle Channel, 2593 MHz, 10MHz to 20GHz



Date: 21.FEB.2020 03:02:27

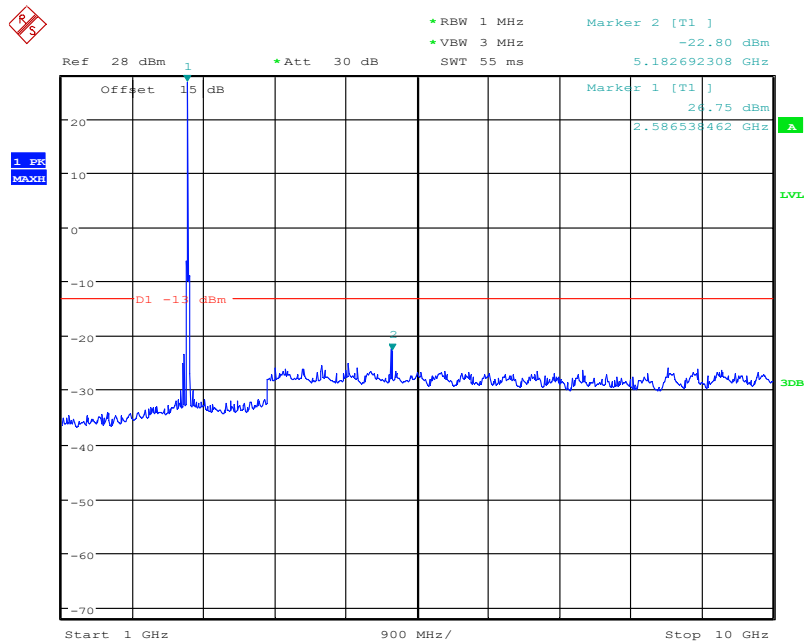
15 MHz bandwidth QPSK Mode Middle Channel, 2593 MHz, 20MHz to 26.5GHz

Report No.:B19W50598-WWAN_Rev1



Date: 23.FEB.2020 08:05:46

15 MHz bandwidth 16QAM Mode Middle Channel, 2593 MHz,30MHz to 1GHz

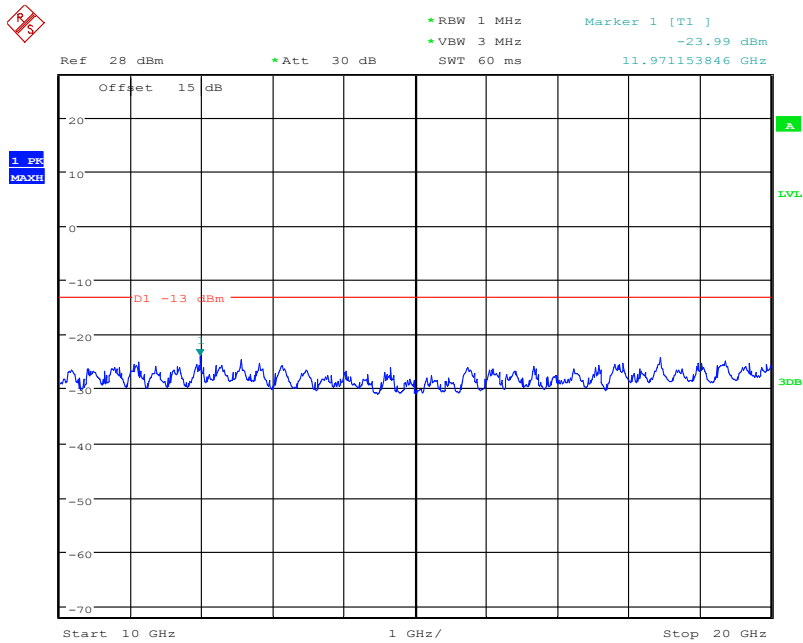


Date: 23.FEB.2020 08:06:07

15 MHz bandwidth 16QAM Mode Middle Channel, 2593 MHz,1GHz to 10GHz

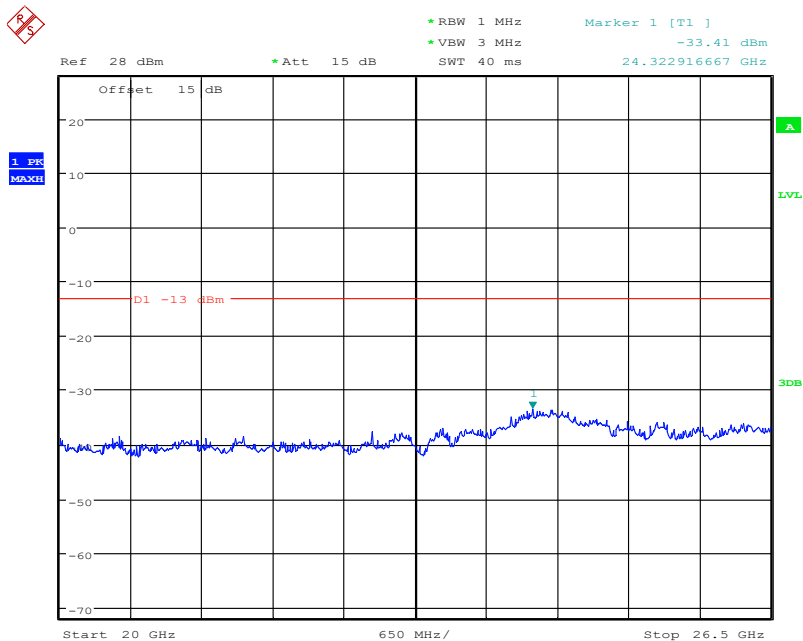
Note: The strong emission shown in each case is the carrier signal.

Report No.:B19W50598-WWAN_Rev1



Date: 23.FEB.2020 08:06:22

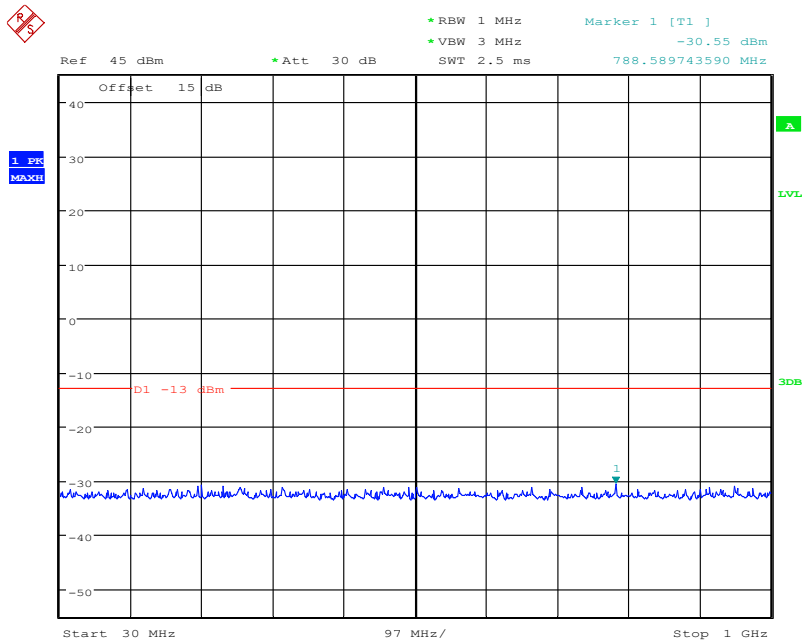
15 MHz bandwidth 16QAM Mode Middle Channel, 2593 MHz,10MHz to 20GHz



Date: 23.FEB.2020 08:06:43

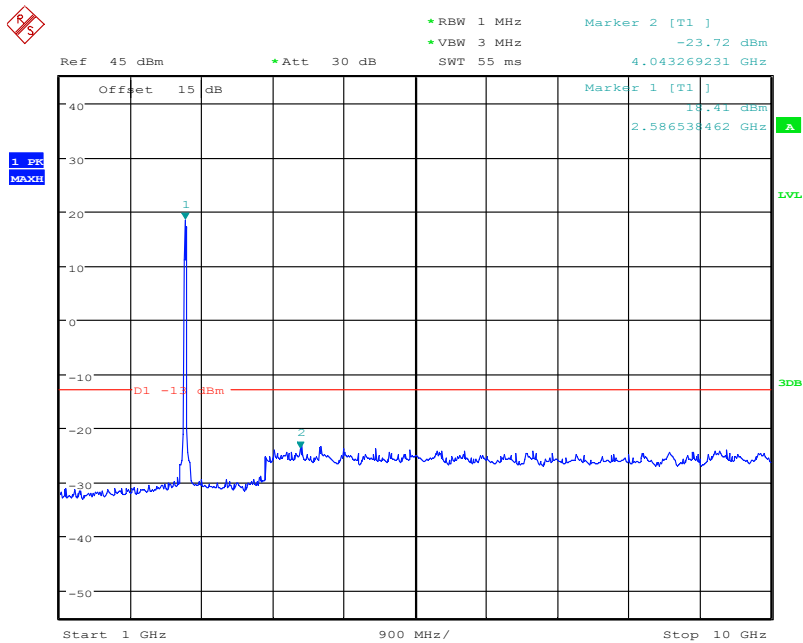
15 MHz bandwidth 16QAM Mode Middle Channel, 2593 MHz,20MHz to 26.5GHz

Report No.:B19W50598-WWAN_Rev1



Date: 21.FEB.2020 03:05:06

20 MHz bandwidth QPSK Mode Middle Channel, 2593 MHz,30MHz to 1GHz

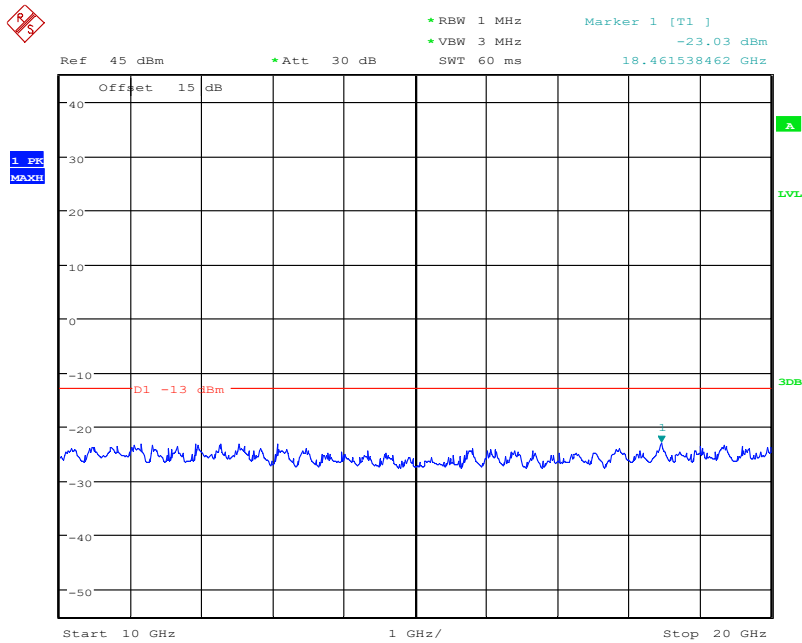


Date: 21.FEB.2020 03:05:41

20 MHz bandwidth QPSK Mode Middle Channel, 2593 MHz,1GHz to 10GHz

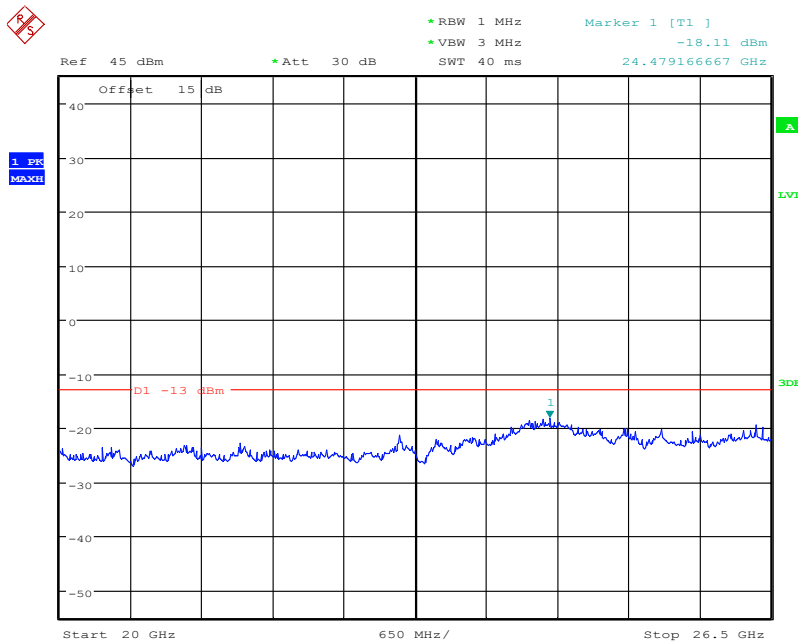
Note: The strong emission shown in each case is the carrier signal.

Report No.:B19W50598-WWAN_Rev1



Date: 21.FEB.2020 03:06:20

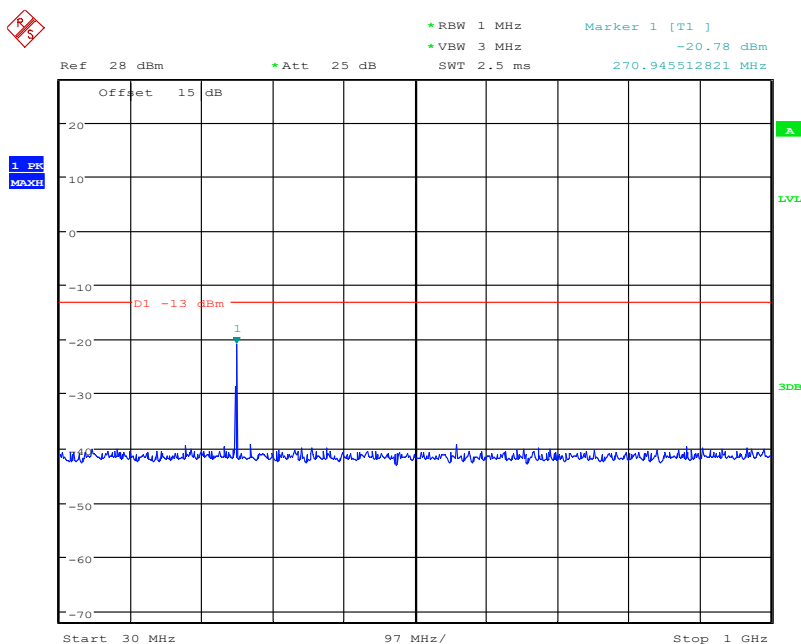
20 MHz bandwidth QPSK Mode Middle Channel, 2593 MHz, 10MHz to 20GHz



Date: 21.FEB.2020 03:06:59

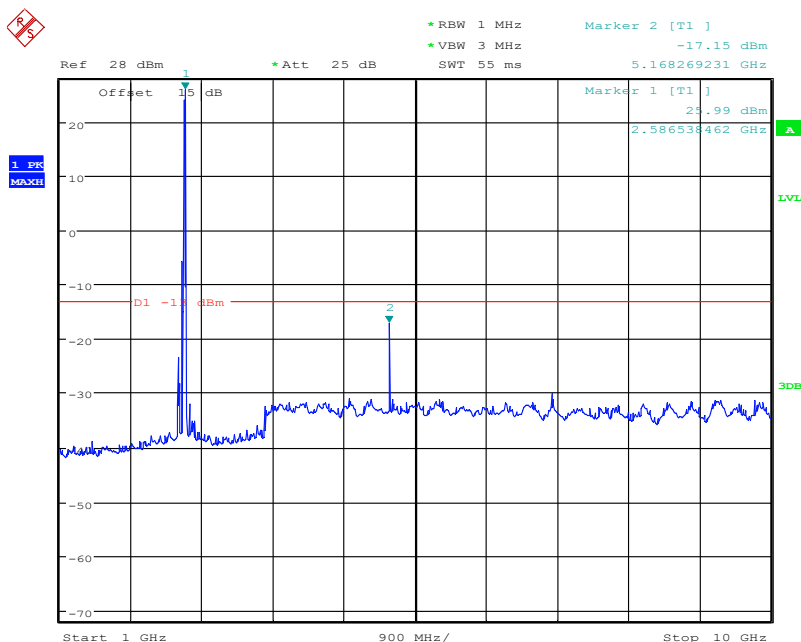
20 MHz bandwidth QPSK Mode Middle Channel, 2593 MHz, 20MHz to 26.5GHz

Report No.:B19W50598-WWAN_Rev1



Date: 23.FEB.2020 08:08:15

20 MHz bandwidth 16QAM Mode Middle Channel, 2593 MHz,30MHz to 1GHz

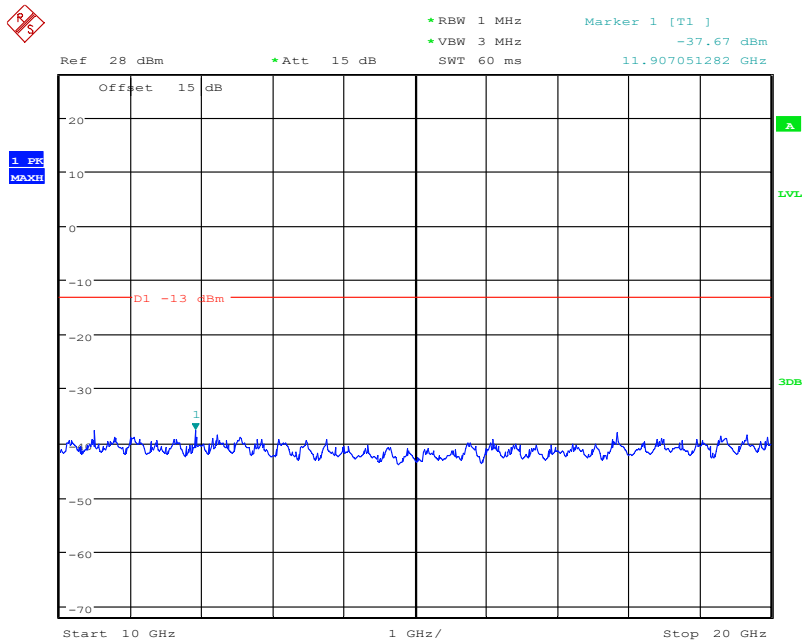


Date: 23.FEB.2020 08:07:59

20 MHz bandwidth 16QAM Mode Middle Channel, 2593 MHz,1GHz to 10GHz

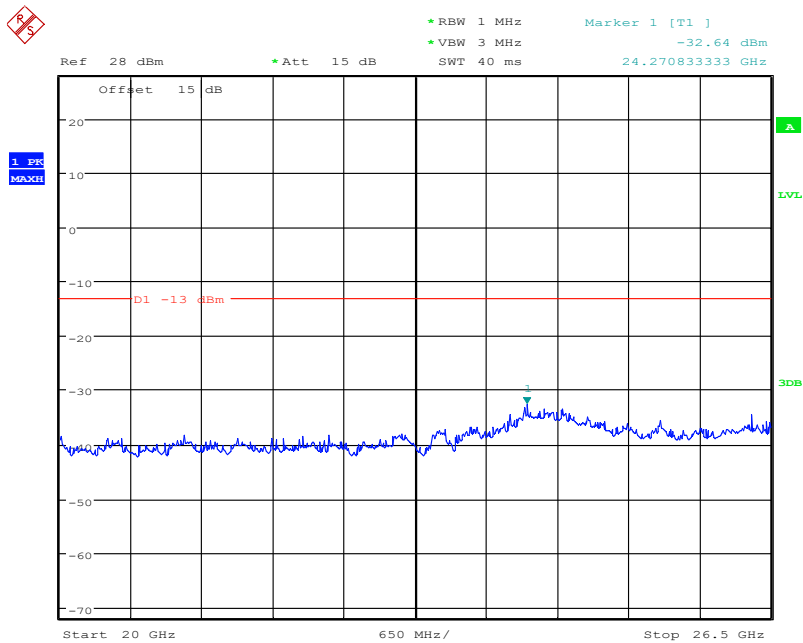
Note: The strong emission shown in each case is the carrier signal.

Report No.:B19W50598-WWAN_Rev1



Date: 23.FEB.2020 08:07:34

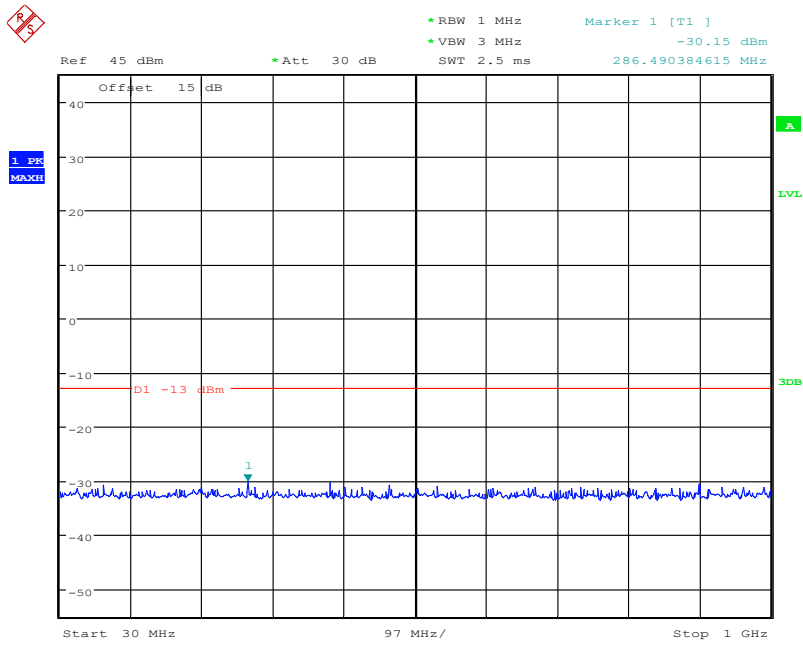
20 MHz bandwidth 16QAM Mode Middle Channel, 2593 MHz,10MHz to 20GHz



Date: 23.FEB.2020 08:07:16

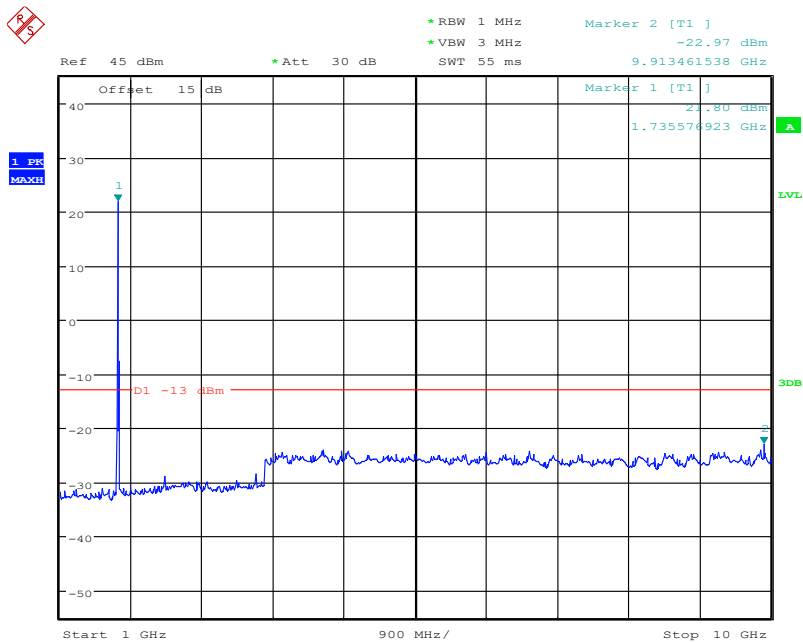
20 MHz bandwidth 16QAM Mode Middle Channel, 2593 MHz,20MHz to 26.5GHz

5.3.12 LTE B66 Conducted Spurious Emission Results



Date: 21.FEB.2020 03:32:46

1.4 MHz bandwidth QPSK Mode Middle Channel, 1745 MHz,30MHz to 1GHz



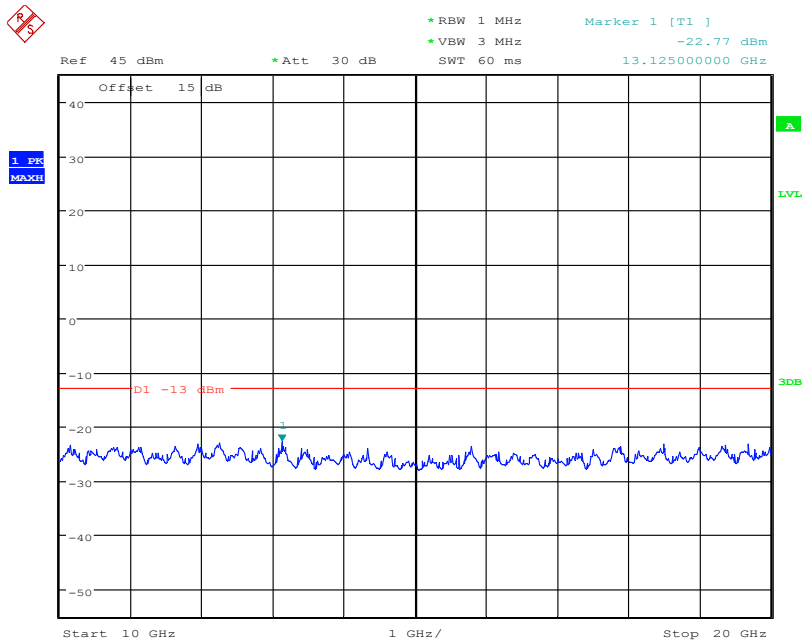
Date: 21.FEB.2020 03:18:38

1.4 MHz bandwidth QPSK Mode Middle Channel, 1745 MHz,1GHz to 10GHz

Note: The strong emission shown in each case is the carrier signal.

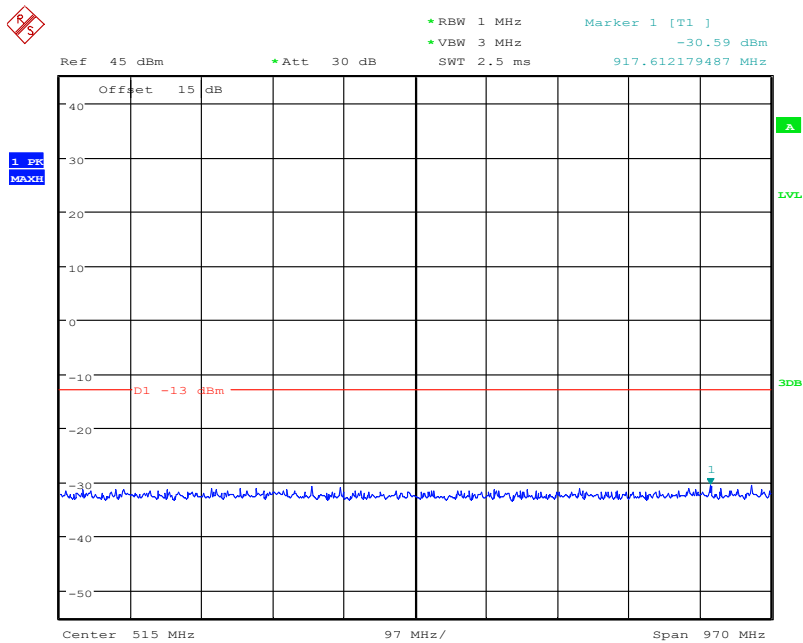
Address: No. 8,Yuma Road, Chayuan New City, Nan'an District, Chongqing, P. R. China,401336
 Tel: 0086-23-88069965 FAX: 0086-23-88608777

Report No.:B19W50598-WWAN_Rev1



Date: 21.FEB.2020 03:31:04

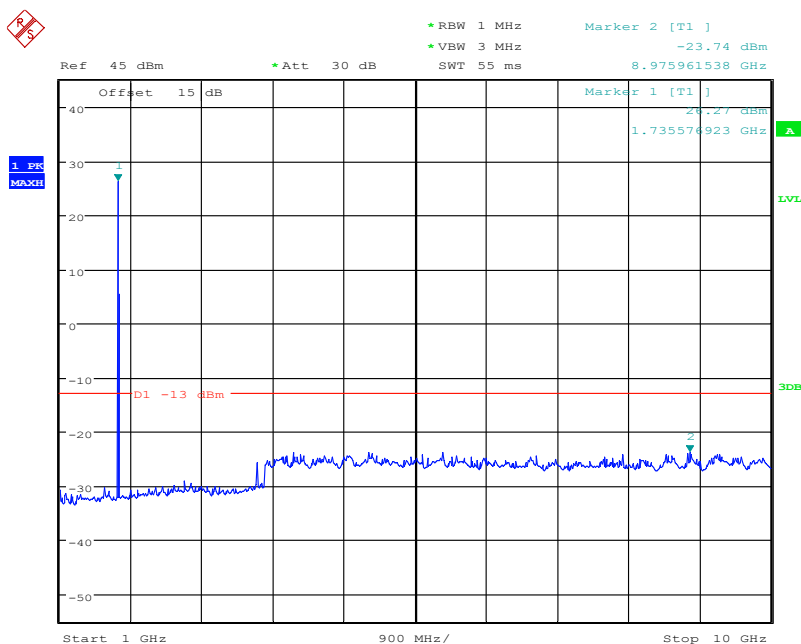
1.4 MHz bandwidth QPSK Mode Middle Channel, 1745MHz,10MHz to 20GHz



Date: 21.FEB.2020 03:34:40

1.4 MHz bandwidth 16QAM Mode Middle Channel, 1745 MHz,30MHz to 1GHz

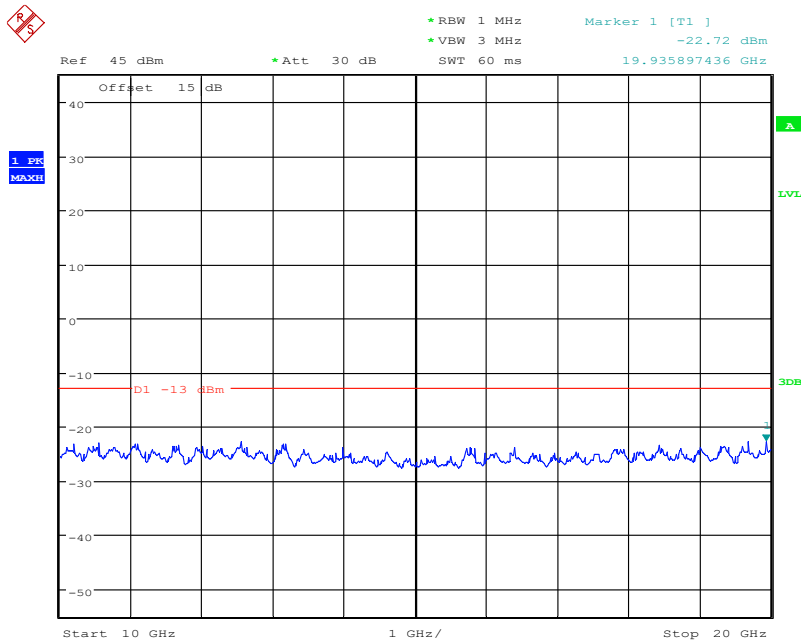
Report No.:B19W50598-WWAN_Rev1



Date: 21.FEB.2020 03:35:10

1.4 MHz bandwidth 16QAMMode Middle Channel, 1745 MHz,1GHz to 10GHz

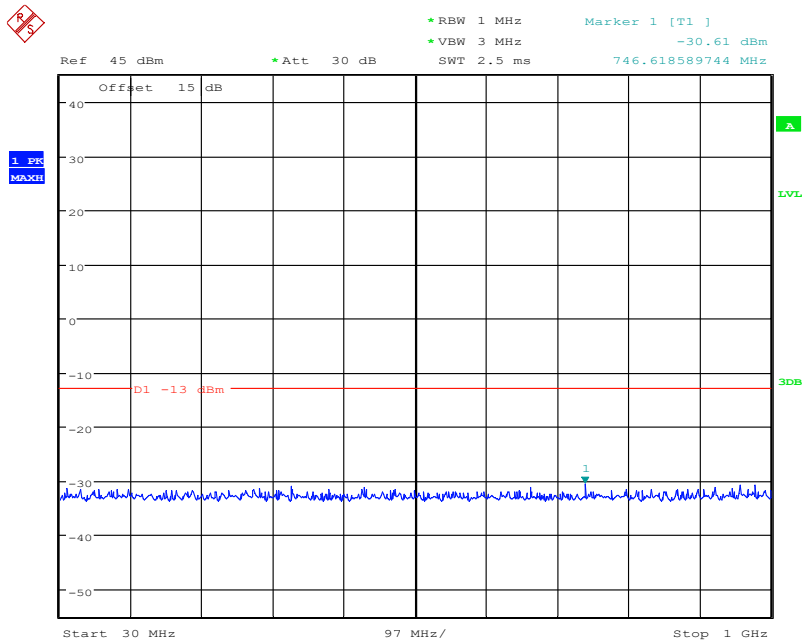
Note: The strong emission shown in each case is the carrier signal.



Date: 21.FEB.2020 03:36:06

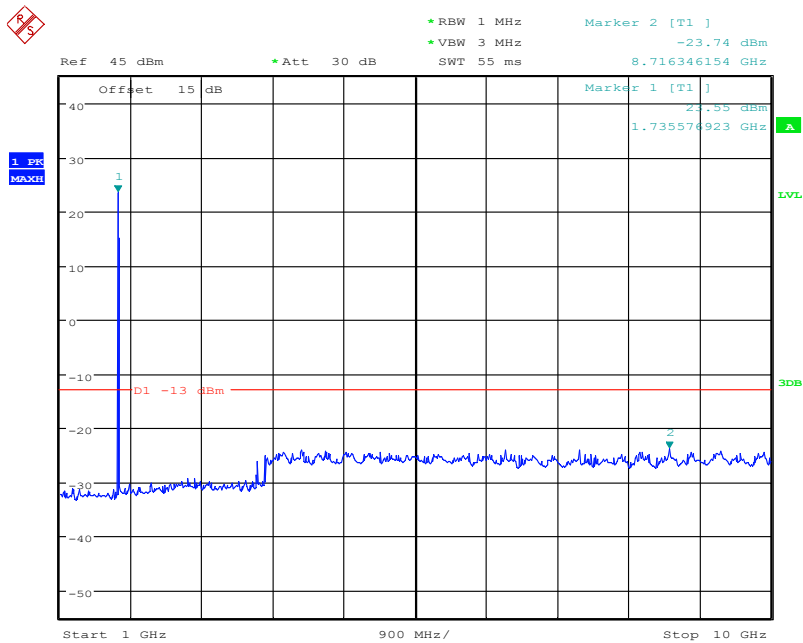
1.4 MHz bandwidth 16QAMMode Middle Channel, 1745MHz,10MHz to 20GHz

Report No.:B19W50598-WWAN_Rev1



Date: 21.FEB.2020 03:24:43

3 MHz bandwidth QPSK Mode Middle Channel, 1745 MHz,30MHz to 1GHz

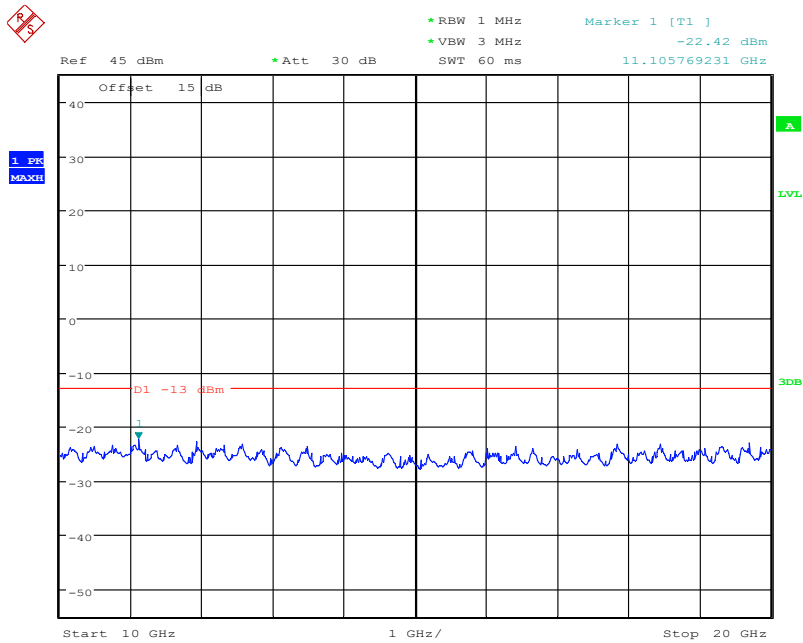


Date: 21.FEB.2020 03:24:17

3 MHz bandwidth QPSK Mode Middle Channel, 1745 MHz,1GHz to 10GHz

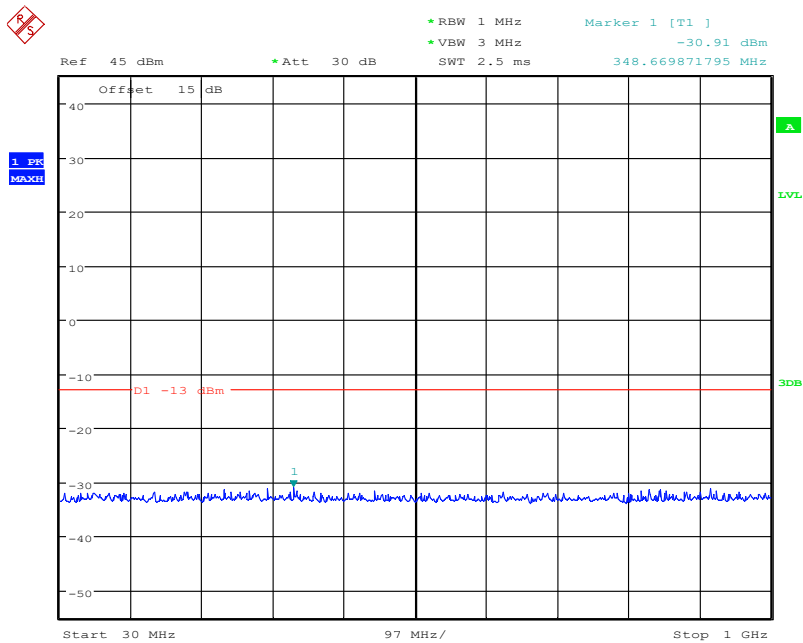
Note: The strong emission shown in each case is the carrier signal.

Report No.:B19W50598-WWAN_Rev1



Date: 21.FEB.2020 03:23:50

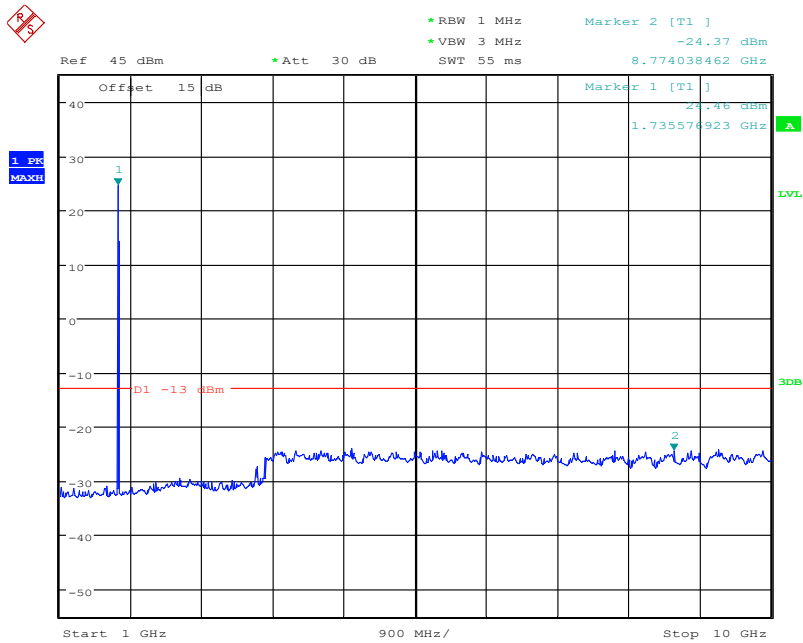
3 MHz bandwidth QPSK Mode Middle Channel, 1745MHz,10MHz to 20GHz



Date: 21.FEB.2020 03:25:06

3 MHz bandwidth 16QAM Mode Middle Channel, 1745 MHz,30MHz to 1GHz

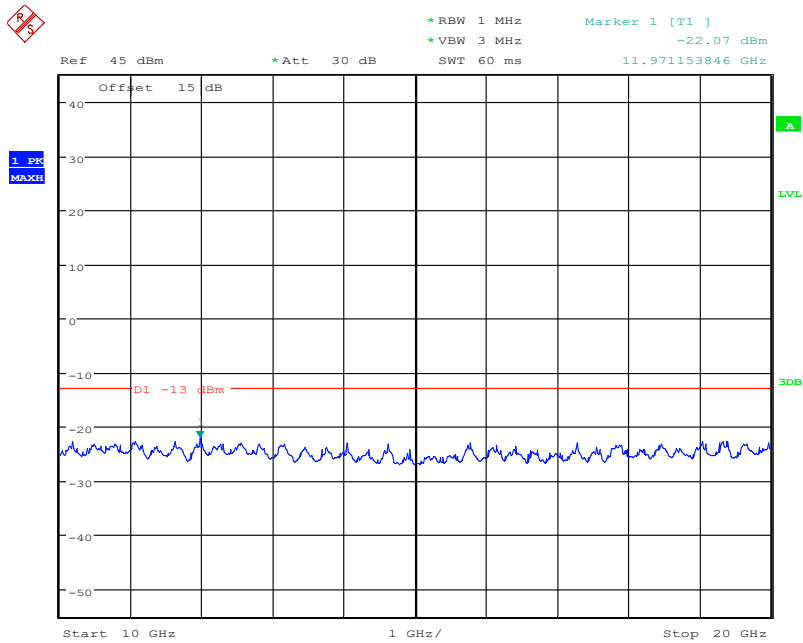
Report No.:B19W50598-WWAN_Rev1



Date: 21.FEB.2020 03:25:32

3 MHz bandwidth 16QAMMode Middle Channel, 1745 MHz,1GHz to 10GHz

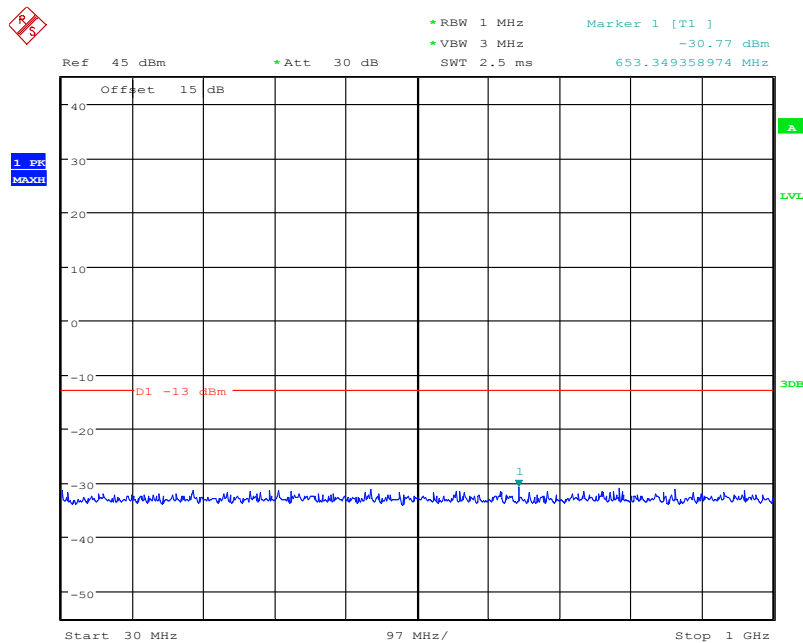
Note: The strong emission shown in each case is the carrier signal.



Date: 21.FEB.2020 03:29:15

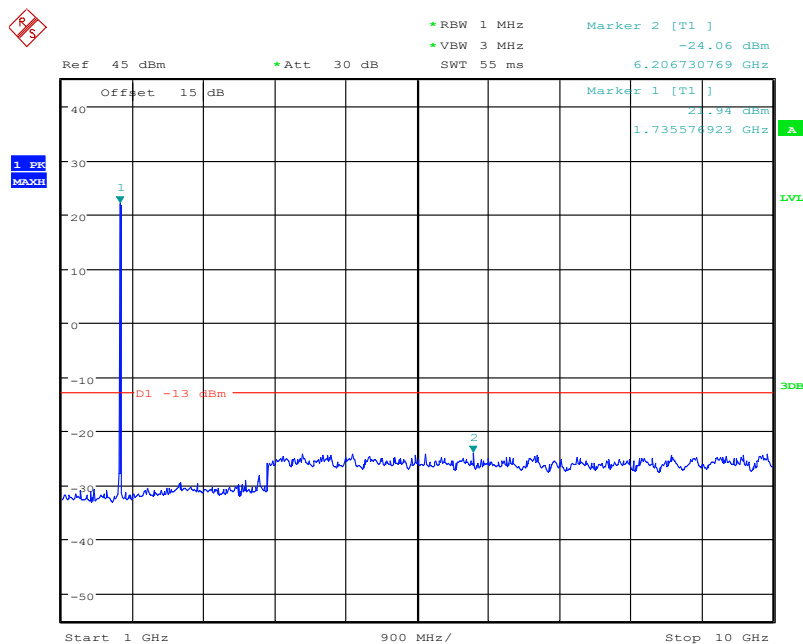
3 MHz bandwidth 16QAMMode Middle Channel, 1745MHz,10MHz to 20GHz

Report No.:B19W50598-WWAN_Rev1



Date: 21.FEB.2020 03:22:03

5 MHz bandwidth QPSK Mode Middle Channel, 1745 MHz,30MHz to 1GHz

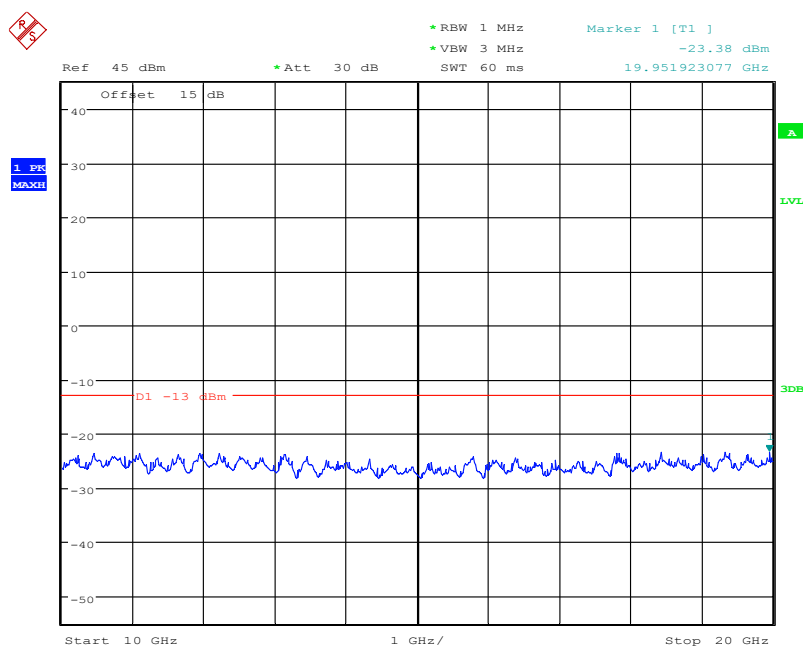


Date: 21.FEB.2020 03:21:40

5 MHz bandwidth QPSK Mode Middle Channel, 1745 MHz,1GHz to 10GHz

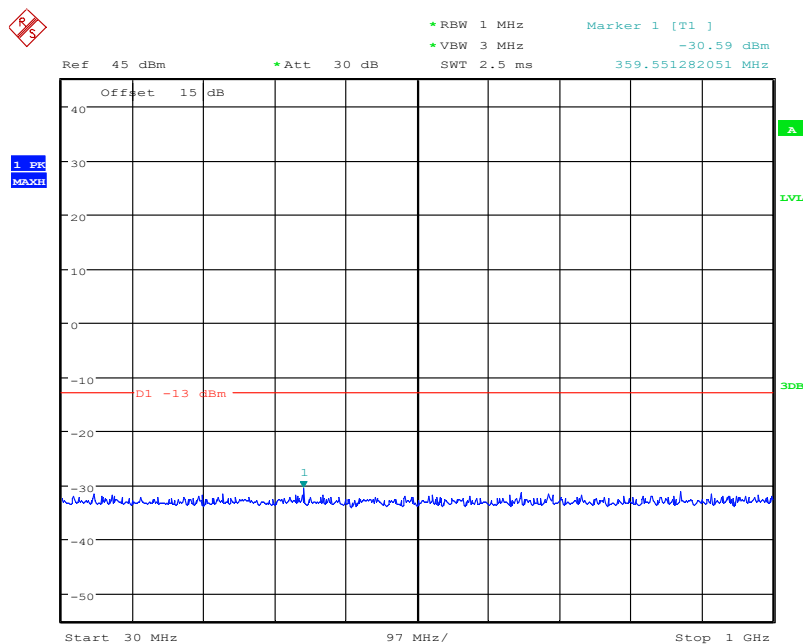
Note: The strong emission shown in each case is the carrier signal.

Report No.:B19W50598-WWAN_Rev1



Date: 21.FEB.2020 03:21:20

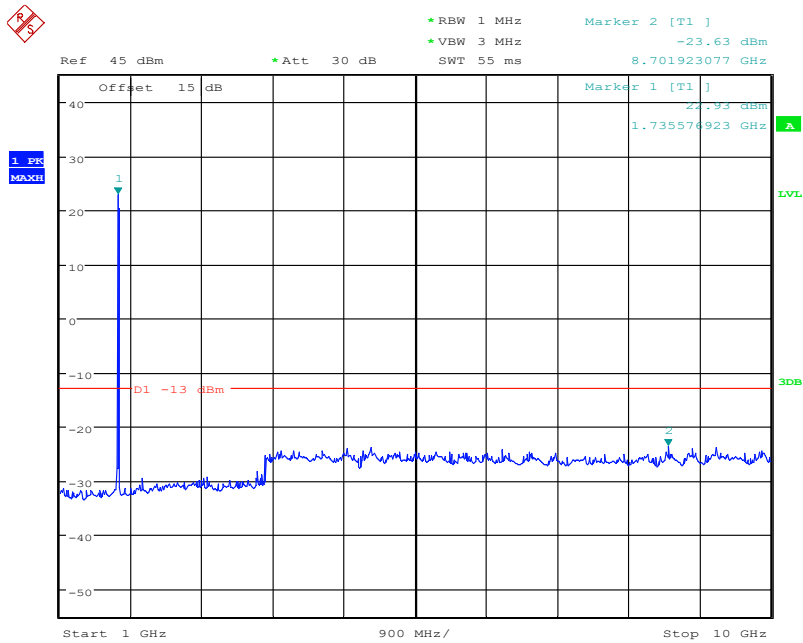
5MHz bandwidth QPSK Mode Middle Channel, 1745MHz,10MHz to 20GHz



Date: 21.FEB.2020 03:22:26

5 MHz bandwidth 16QAM Mode Middle Channel, 1745 MHz,30MHz to 1GHz

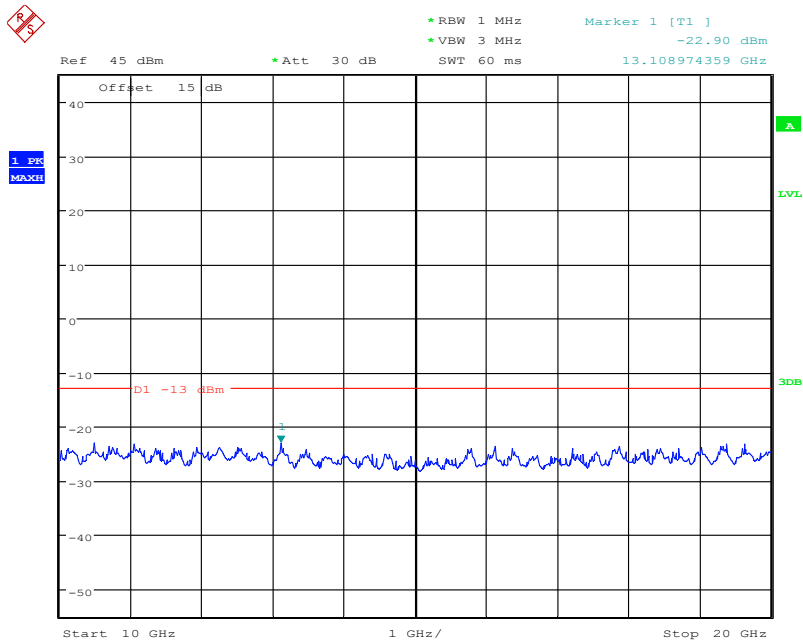
Report No.:B19W50598-WWAN_Rev1



Date: 21.FEB.2020 03:22:46

5 MHz bandwidth 16QAMMode Middle Channel, 1745 MHz,1GHz to 10GHz

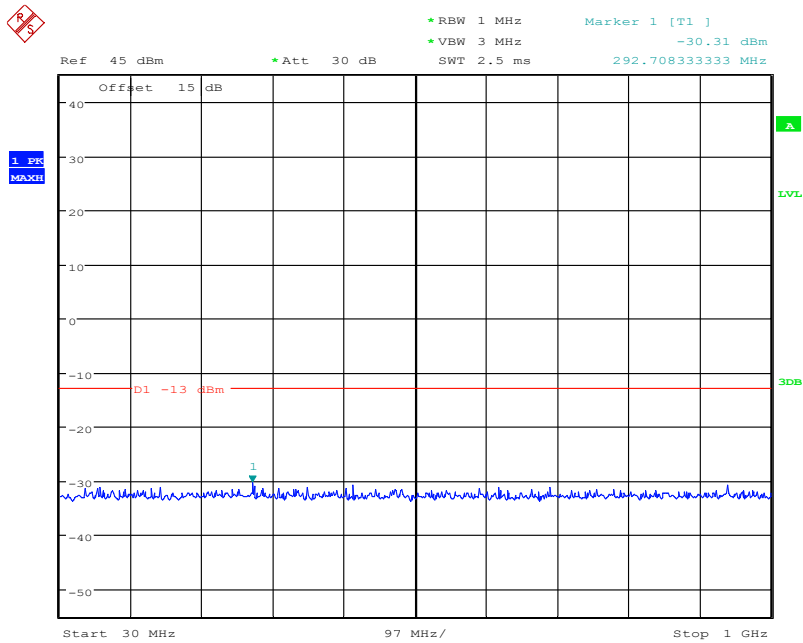
Note: The strong emission shown in each case is the carrier signal.



Date: 21.FEB.2020 03:23:11

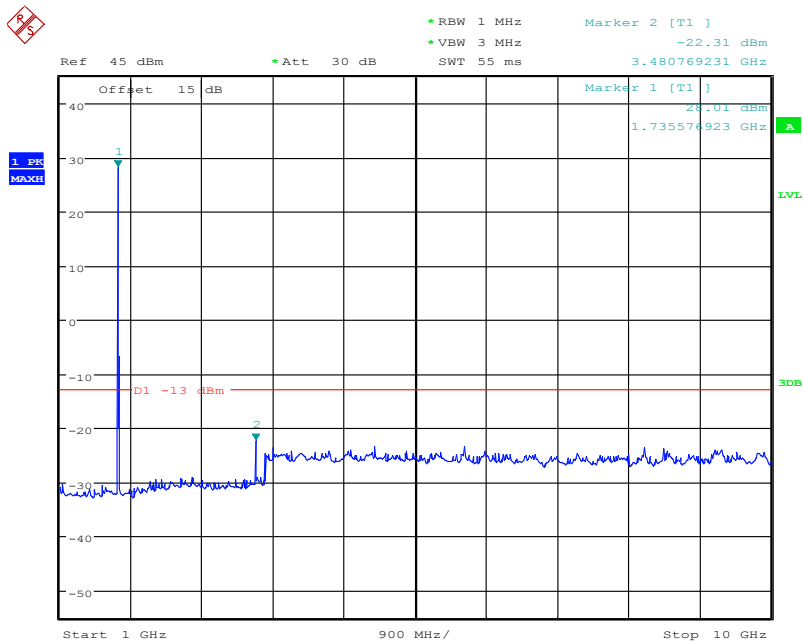
5 MHz bandwidth 16QAMMode Middle Channel, 1745MHz,10MHz to 20GHz

Report No.:B19W50598-WWAN_Rev1



Date: 21.FEB.2020 03:16:46

10 MHz bandwidth QPSK Mode Middle Channel, 1745 MHz,30MHz to 1GHz

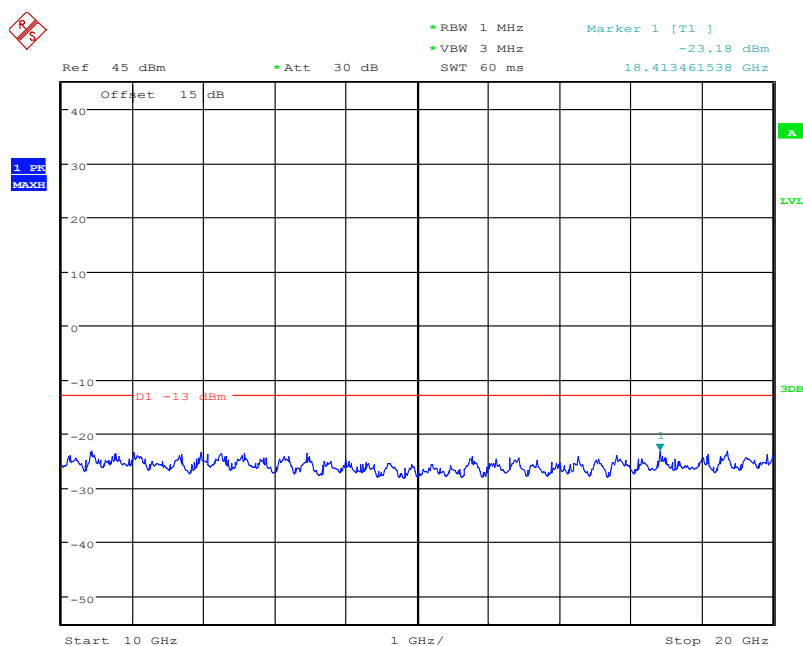


Date: 21.FEB.2020 03:17:29

10 MHz bandwidth QPSK Mode Middle Channel, 1745 MHz,1GHz to 10GHz

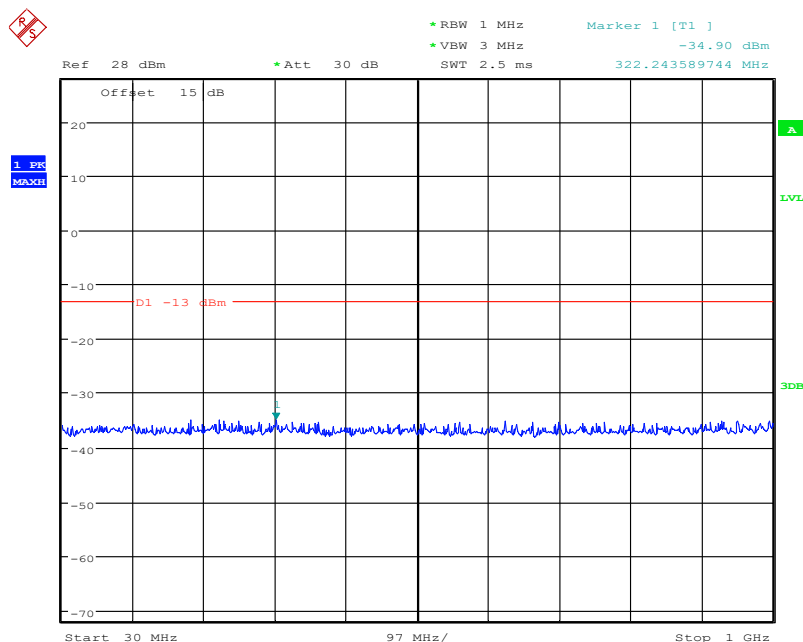
Note: The strong emission shown in each case is the carrier signal.

Report No.:B19W50598-WWAN_Rev1



Date: 21.FEB.2020 03:17:57

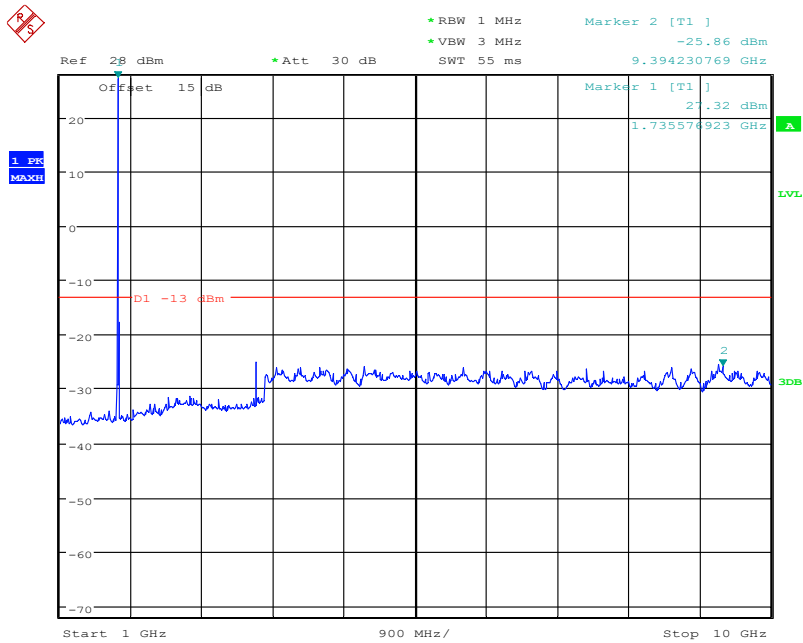
10 MHz bandwidth QPSK Mode Middle Channel, 1745MHz,10MHz to 20GHz



Date: 23.FEB.2020 07:53:54

10 MHz bandwidth 16QAM Mode Middle Channel, 1745 MHz,30MHz to 1GHz

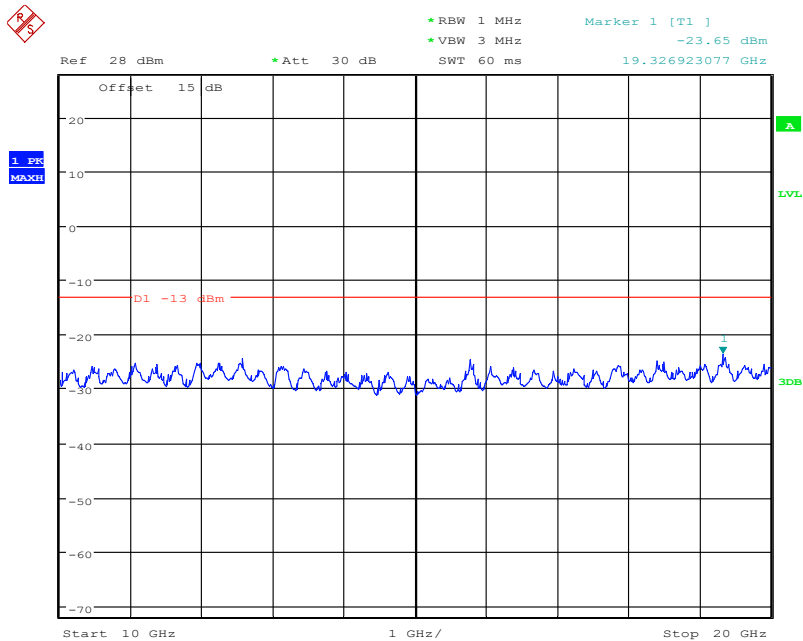
Report No.:B19W50598-WWAN_Rev1



Date: 23.FEB.2020 07:53:39

10 MHz bandwidth 16QAMMode Middle Channel, 1745 MHz,1GHz to 10GHz

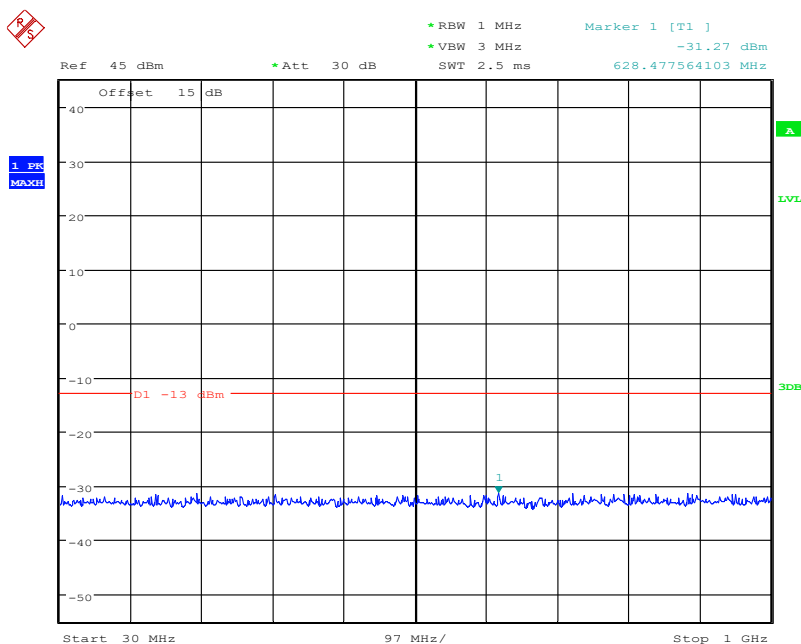
Note: The strong emission shown in each case is the carrier signal.



Date: 23.FEB.2020 07:53:18

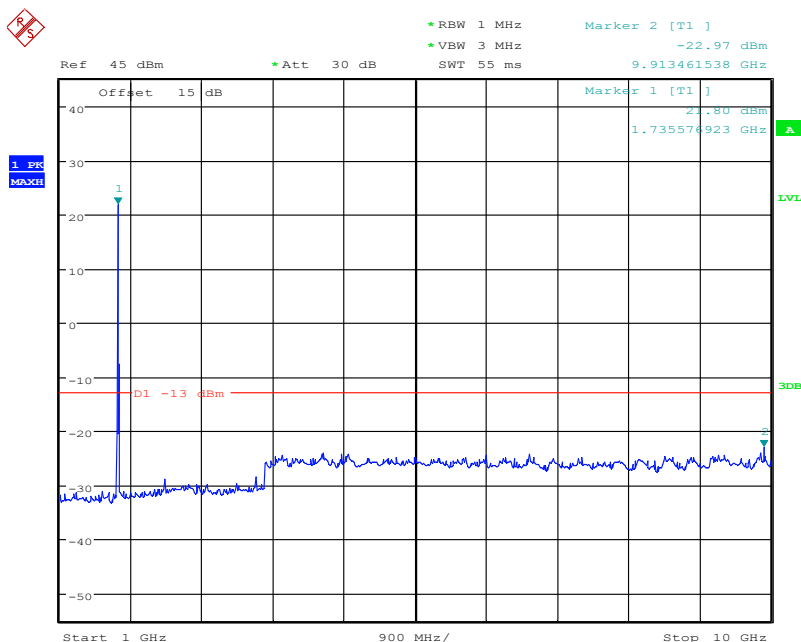
10 MHz bandwidth 16QAMMode Middle Channel, 1745MHz,10MHz to 20GHz

Report No.:B19W50598-WWAN_Rev1



Date: 21.FEB.2020 03:19:00

15 MHz bandwidth QPSK Mode Middle Channel, 1745 MHz,30MHz to 1GHz

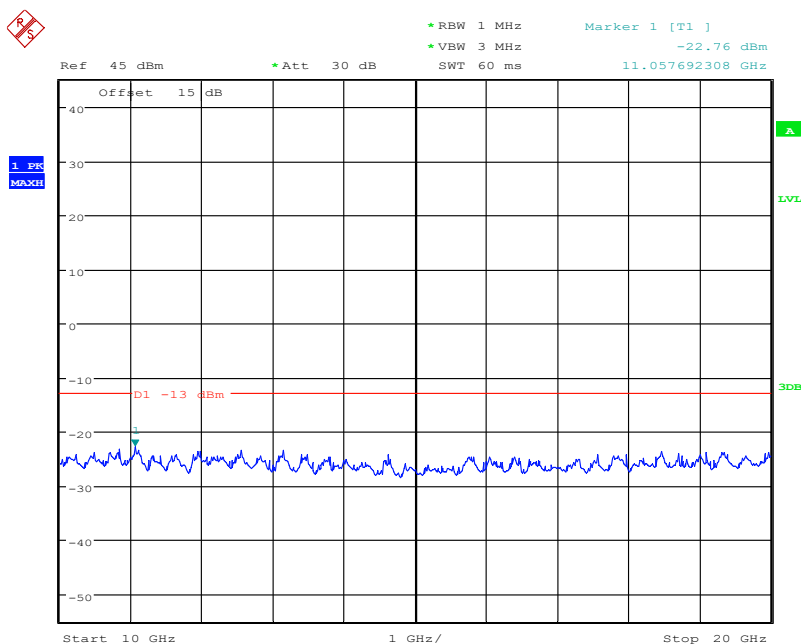


Date: 21.FEB.2020 03:18:38

15 MHz bandwidth QPSK Mode Middle Channel, 1745 MHz,1GHz to 10GHz

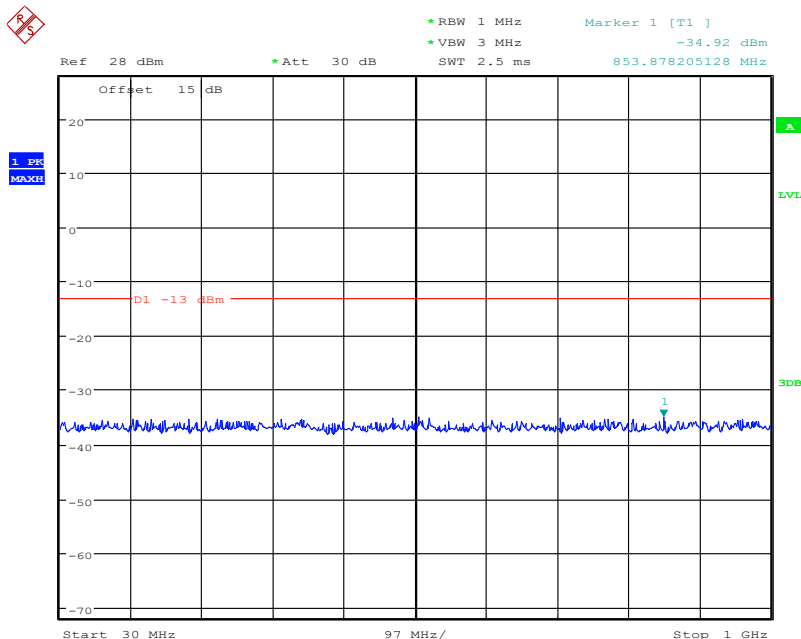
Note: The strong emission shown in each case is the carrier signal.

Report No.:B19W50598-WWAN_Rev1



Date: 21.FEB.2020 03:18:18

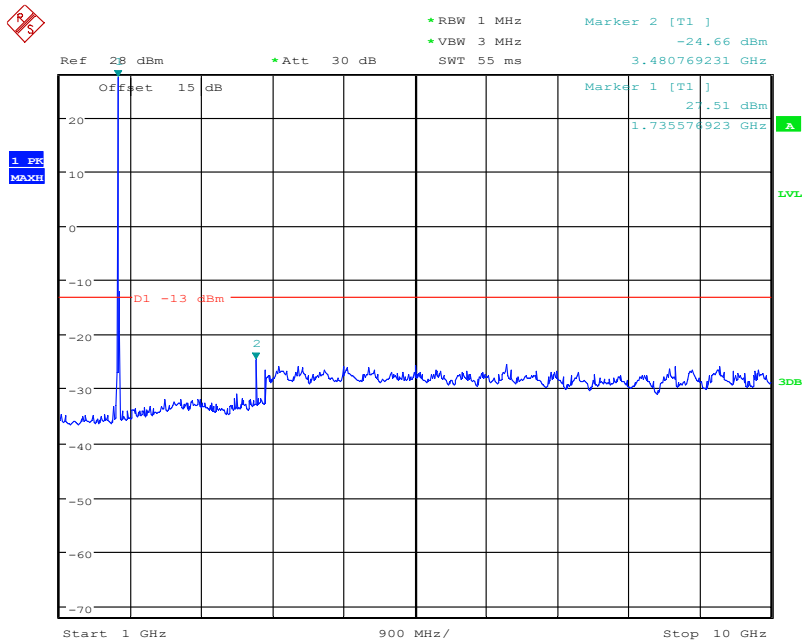
15 MHz bandwidth QPSK Mode Middle Channel, 1745MHz, 10MHz to 20GHz



Date: 23.FEB.2020 07:54:18

15 MHz bandwidth 16QAM Mode Middle Channel, 1745 MHz, 30MHz to 1GHz

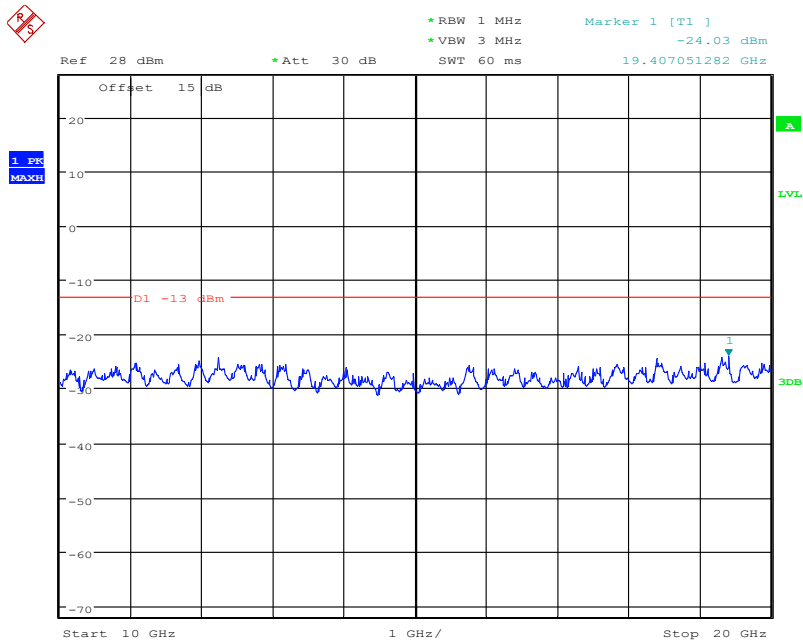
Report No.:B19W50598-WWAN_Rev1



Date: 23.FEB.2020 07:54:39

15 MHz bandwidth 16QAMMode Middle Channel, 1745 MHz,1GHz to 10GHz

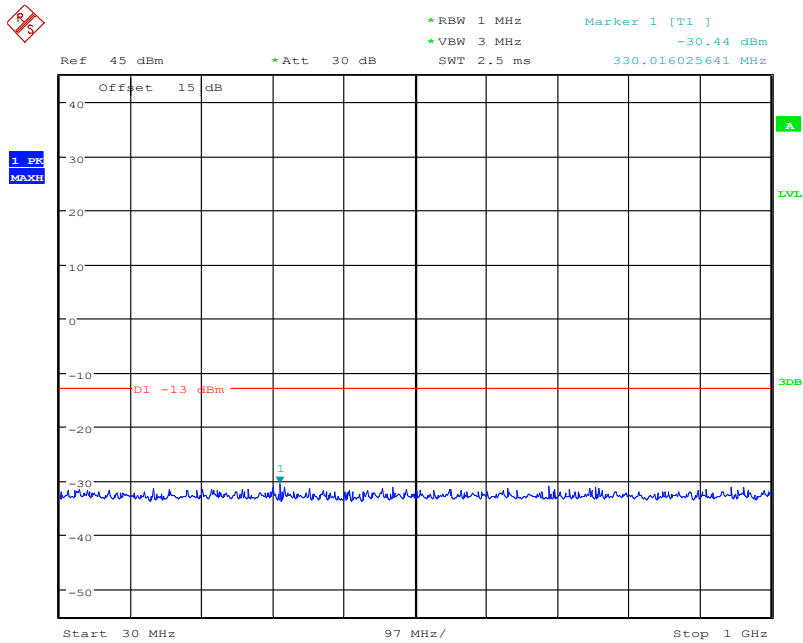
Note: The strong emission shown in each case is the carrier signal.



Date: 23.FEB.2020 07:54:54

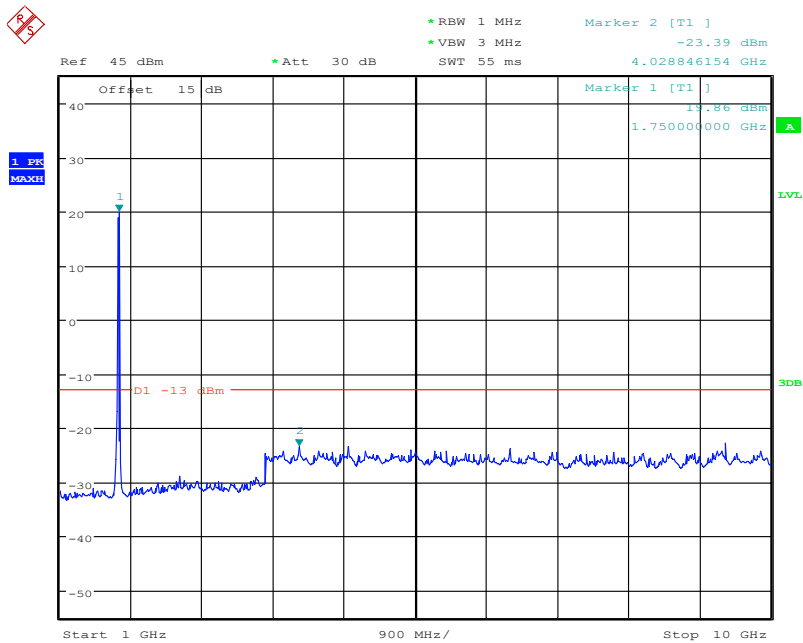
15 MHz bandwidth 16QAMMode Middle Channel, 1745MHz,10MHz to 20GHz

Report No.:B19W50598-WWAN_Rev1



Date: 21.FEB.2020 03:19:26

20 MHz bandwidth QPSK Mode Middle Channel, 1745 MHz,30MHz to 1GHz

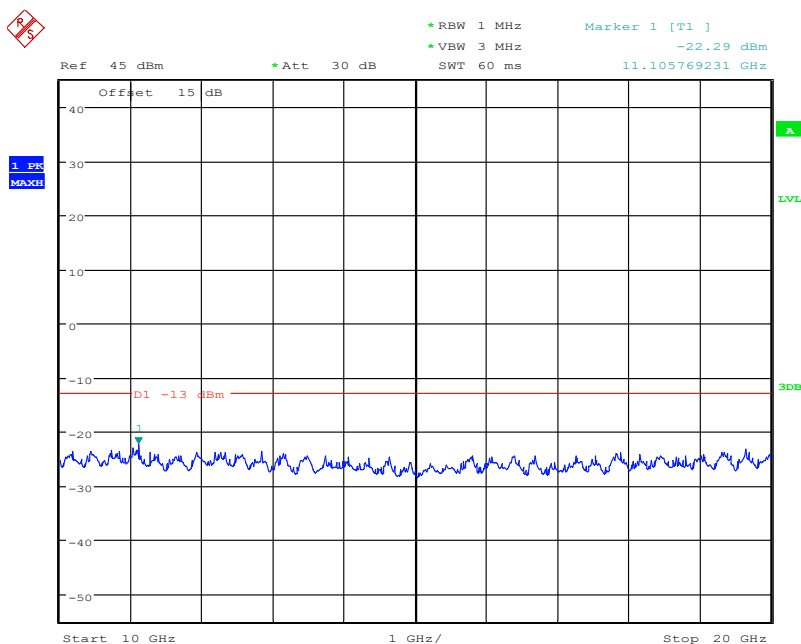


Date: 21.FEB.2020 03:20:00

20 MHz bandwidth QPSK Mode Middle Channel, 1745 MHz,1GHz to 10GHz

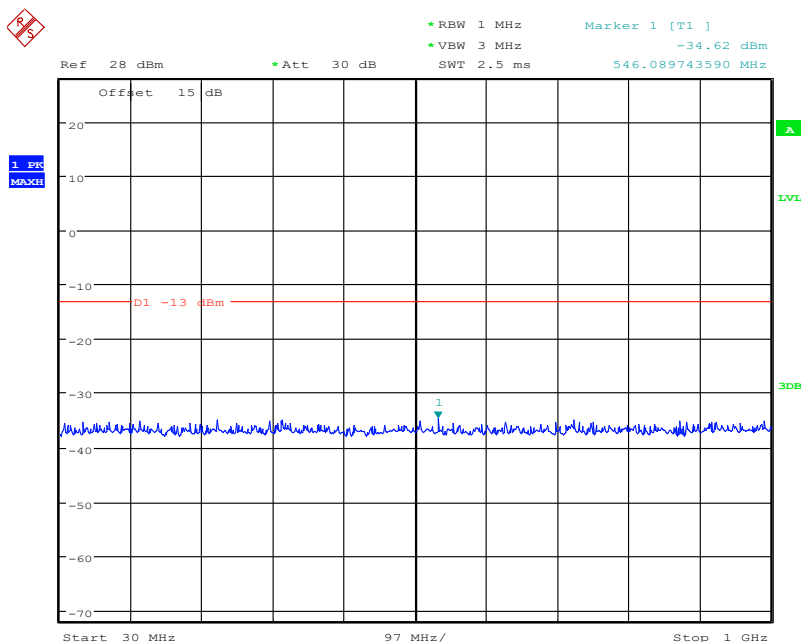
Note: The strong emission shown in each case is the carrier signal.

Report No.:B19W50598-WWAN_Rev1



Date: 21.FEB.2020 03:20:26

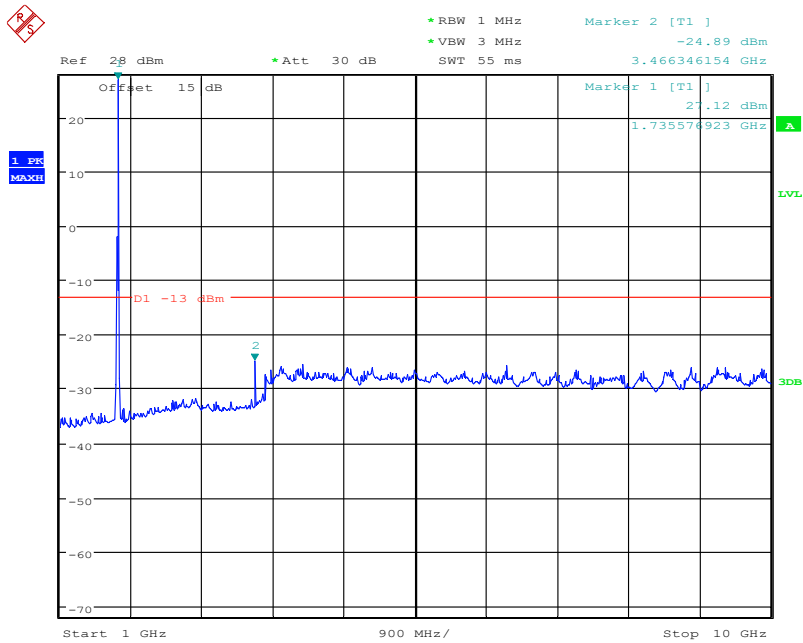
20 MHz bandwidth QPSK Mode Middle Channel, 1745MHz, 10MHz to 20GHz



Date: 23.FEB.2020 07:55:56

20 MHz bandwidth 16QAM Mode Middle Channel, 1745 MHz, 30MHz to 1GHz

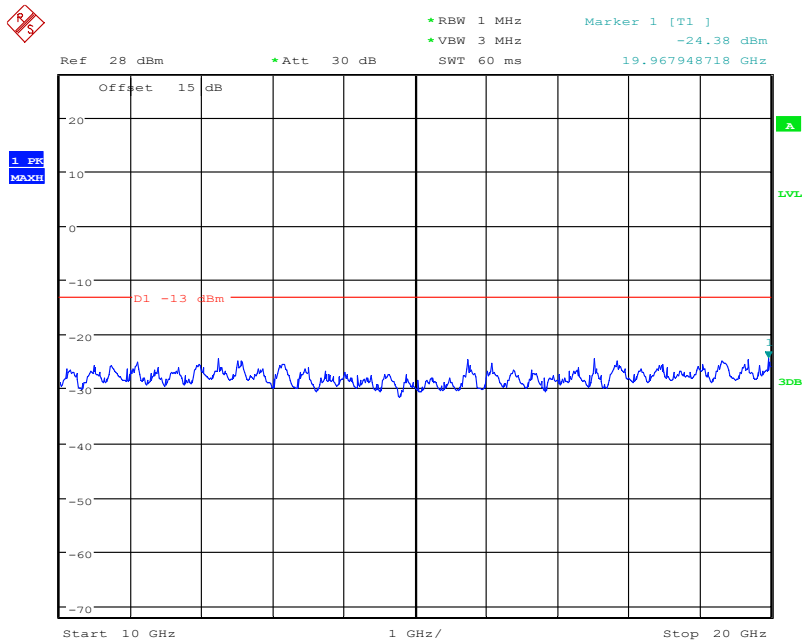
Report No.:B19W50598-WWAN_Rev1



Date: 23.FEB.2020 07:55:39

20 MHz bandwidth 16QAMMode Middle Channel, 1745 MHz,1GHz to 10GHz

Note: The strong emission shown in each case is the carrier signal.



Date: 23.FEB.2020 07:55:19

20 MHz bandwidth 16QAMMode Middle Channel, 1745MHz,10MHz to 20GHz

5.4 Radiated Spurious Emission

Specifications:	FCC Part 2.1051,24.238,2.1053,22.917, 27.53, 90.691 RSS-130 4.6, RSS-132 4.5, RSS-133 6.5, RSS-199 4.6
DUT Serial Number:	868822040004135
Test conditions:	Ambient Temperature:15°C-35°C Relative Humidity:30%-60% Air pressure: 86-106kPa
Test Results:	--

Limit Level Construction:

According to Part 22.917 (a), i.e., Out of Band emissions. The power of any emission outside of the authorized operating frequency ranges must be attenuated below the transmitting power (P) by a factor of at least $43 + 10 \log(P)$ dB.

According to Part 24.238 (a), i.e., Out of Band emissions. The power of any emission outside of the authorized operating frequency ranges must be attenuated below the transmitting power (P) by a factor of at least $43 + 10 \log(P)$ dB, so the limit level is: $P(\text{dBm}) - (43 + 10 \log(P)) \text{ dB} = -13\text{dBm}$.

According to Part 27.53(h):

Except as otherwise specified below, for operations in the 1695-1710 MHz, 1710-1755 MHz, 1755-1780 MHz, 1915-1920 MHz, 1995-2000 MHz, 2000-2020 MHz, 2110-2155 MHz, 2155-2180 MHz, and 2180-2200 Bands, the power of any emission outside a licensee's frequency block shall be attenuated below the transmitter power (P) in watts by at least $43 + 10 \log_{10}(P)$ dB.

According to Part 27.53(g):

For operations in the 600 MHz Band and the 698-746 MHz Band, the power of any emission outside a licensee's frequency Band(s) of operation shall be attenuated below the transmitter power (P) within the licensed Band(s) of operation, measured in watts, by at least $43 + 10 \log(P)$ dB. Compliance with this provision is based on the use of measurement instrumentation employing a resolution Bandwidth of 100 kilohertz or greater. However, in the 100 kilohertz Bands immediately outside and adjacent to a licensee's frequency block, a resolution Bandwidth of at least 30 kHz may be employed.

Limits for Radiated spurious emissions(UE)	
Frequency range	Limit Level /Resolution Bandwidth
30 MHz to 20000 MHz	-13dBm/1MHz

Test Setup:

The EUT was placed in an anechoic chamber. The Wireless Communications Test Set was used to set the TX channel and power level and modulate the TX signal with different bit patterns.

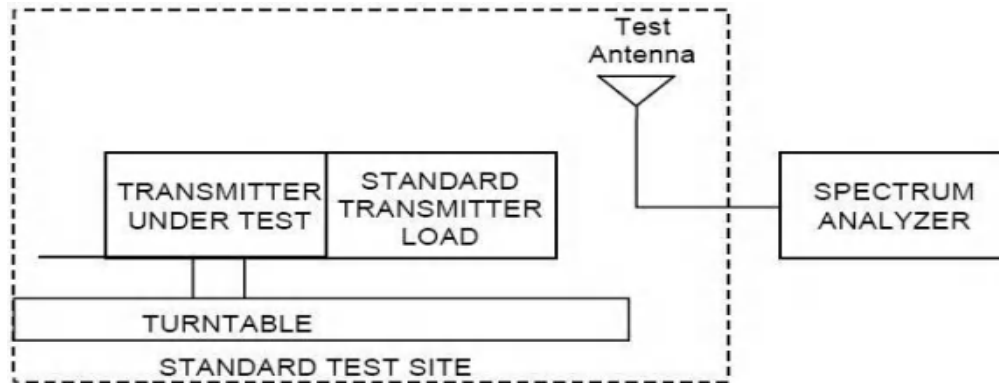
Test Method:

The measurement method is substitution method accordance with section 2.2.12 of

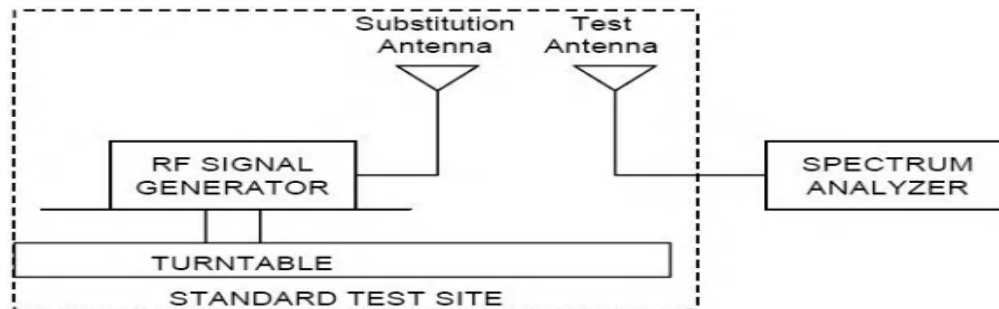
ANSI/TIA-603-D: Land Mobile FM or PM Communications Equipment Measurement and
Address: No. 8,Yuma Road, Chayuan New City, Nan'an District, Chongqing, P. R. China,401336
Tel: 0086-23-88069965 FAX: 0086-23-88608777

Performance Standards.

(a) Connect the equipment as illustrated and measure the spurious emissions as the method as above. The distance from the device to the antenna is 3 m .



(b) Reconnect the equipment as illustrated.



(c) Remove the transmitter and replace it with a substitution antenna. The center of the substitution antenna should be approximately at the same location as the center of the transmitter.

(d) Feed the substitution antenna at the transmitter end with a signal generator connected to the antenna by means of a non-radiating cable. With the antennas at both ends horizontally polarized, and with the signal generator tuned to a particular spurious frequency, raise and lower the test antenna to obtain a maximum reading at the spectrum analyzer. Adjust the level of the signal generator output until the previously recorded maximum reading for this set of conditions is obtained. This should be done carefully repeating the adjustment of the test antenna and generator output.

(e) Repeat step d) with both antennas vertically polarized for each spurious frequency.

(f) Calculate power in dBm into a reference ideal half-wave dipole antenna by reducing the readings obtained in steps d) and e) by the power loss in the cable between the generator and the antenna, and further corrected for the gain of the substitution antenna used relative to an ideal half-wave dipole antenna by the following formula:

$$P_d(\text{dBm}) = P_g(\text{dBm}) - \text{cable loss (dB)} + \text{antenna gain (dB)}$$

where:

P_d is the dipole equivalent power and P_g is the generator output power into the substitution antenna.

Chongqing Academy of Information and Communications Technology

Report No.:B19W50598-WWAN_Rev1

5.4.1 GSM850 GMSK Radiated Spurious Emission Results

Test Data (GMSK Mode channel 128)

Frequency [MHz]	Generator output power(Pg) [dBm]	Cable loss [dB]	Antenna Gain [dB]	Spurious Emission Power (Pd) [dBm]	Antenna Polarization [H/V]
1648.80	-49.07	4.7	7.3	-46.47	H
2472.00	-54.13	5.9	5.0	-55.03	H
3296.40	-51.40	6.7	10.5	-47.60	V
4120.80	-48.32	7.6	9.8	-46.12	V
4945.20	-48.44	7.7	11.3	-44.84	V
5769.60	-51.89	1.4	12.0	-41.29	V

Test Data (GMSK Mode channel 190)

Frequency [MHz]	Generator output power(Pg) [dBm]	Cable loss [dB]	Antenna Gain [dB]	Spurious Emission Power (Pd) [dBm]	Antenna Polarization [H/V]
1672.80	-54.88	4.7	7.3	-52.28	H
2510.40	-52.96	5.9	5.0	-53.86	H
3346.80	-47.97	6.7	10.5	-44.17	V
4182.00	-50.81	7.6	9.8	-48.61	V
5019.60	-52.07	7.7	11.3	-48.47	V
5856.00	-52.86	1.4	12.0	-42.26	V

Test Data (GMSK Mode channel 251)

Frequency [MHz]	Generator output power(Pg) [dBm]	Cable loss [dB]	Antenna Gain [dB]	Spurious Emission Power (Pd) [dBm]	Antenna Polarization [H/V]
1696.80	-50.40	4.7	7.3	-47.80	H
2544.00	-52.00	5.9	5.0	-52.90	H
3392.40	-51.07	6.7	10.5	-47.27	V
4240.80	-54.01	7.6	9.8	-51.81	V
5089.20	-53.41	7.7	11.3	-49.81	V
5941.6	-54.84	1.4	12.0	-44.24	V

5.4.2 PCS1900 GMSK Radiated Spurious Emission Results

Test Data (GMSK Mode channel 512)

Frequency [MHz]	Generator output power(Pg) [dBm]	Cable loss [dB]	Antenna Gain [dB]	Spurious Emission Power (Pd) [dBm]	Antenna Polarization [H/V]
3700.65	-64.21	7.2	10.3	-61.11	V
5550.00	-63.80	2.0	12.0	-53.80	V
7401.41	-62.15	0.9	11.9	-51.15	V
9250.80	-59.27	1.0	13.0	-47.27	V
11100.30	-63.71	0.4	12.4	-51.71	V
12951.65	-56.70	0.4	14.2	-42.90	V

Chongqing Academy of Information and Communications Technology

Report No.:B19W50598-WWAN_Rev1

Test Data (GMSK Mode channel 661)

Frequency [MHz]	Generator output power(Pg) [dBm]	Cable loss [dB]	Antenna Gain [dB]	Spurious Emission Power (Pd) [dBm]	Antenna Polarization [H/V]
3760.80	-59.98	7.2	10.3	-56.88	V
5641.20	-57.76	2.0	12.0	-47.76	V
7517.40	-57.64	0.9	11.9	-46.64	V
9399.30	-62.87	1.0	13.0	-50.87	V
11278.50	-60.72	0.4	12.4	-48.72	V
13160.33	-57.51	0.4	14.2	-43.71	V

Test Data (GMSK Mode channel 810)

Frequency [MHz]	Generator output power(Pg) [dBm]	Cable loss [dB]	Antenna Gain [dB]	Spurious Emission Power (Pd) [dBm]	Antenna Polarization [H/V]
3818.40	-58.81	7.2	10.3	-55.71	V
5727.60	-60.13	2.0	12.0	-50.13	V
7636.20	-61.32	0.9	11.9	-50.32	V
9547.80	-62.04	1.0	13.0	-50.04	V
11454.00	-61.76	0.4	12.4	-49.76	V
13362.79	-55.38	0.4	14.2	-41.58	V

Chongqing Academy of Information and Communications Technology

Report No.:B19W50598-WWAN_Rev1

5.4.3 WCDMA B2 Radiated Spurious Emission Results

Test Data (QPSK Mode channel 9262)

Frequency [MHz]	Generator output power(Pg) [dBm]	Cable loss [dB]	Antenna Gain [dB]	Spurious Emission Power (Pd) [dBm]	Antenna Polarization [H/V]
3705.90	-58.24	4.4	10.3	-52.34	V
5558.40	-60.95	5.4	12.0	-54.35	V
7410.90	-56.08	6.3	11.9	-50.48	V
9263.40	-62.61	7.0	13.0	-56.61	V
11115.90	-61.34	7.8	12.4	-56.74	V
12966.80	-55.26	7.7	14.2	-48.76	V

Test Data (QPSK Mode channel 9400)

Frequency [MHz]	Generator output power(Pg) [dBm]	Cable loss [dB]	Antenna Gain [dB]	Spurious Emission Power (Pd) [dBm]	Antenna Polarization [H/V]
3760.50	-59.09	4.4	10.3	-53.19	V
5640.30	-60.64	5.4	12.0	-54.04	V
7520.10	-61.52	6.4	11.9	-56.02	V
9440.85	-57.44	7.0	13.0	-51.44	V
11281.65	-55.56	7.8	12.4	-50.96	V
13160.00	-62.15	7.5	14.2	-55.45	V

Test Data (QPSK Mode channel 9538)

Frequency [MHz]	Generator output power(Pg) [dBm]	Cable loss [dB]	Antenna Gain [dB]	Spurious Emission Power (Pd) [dBm]	Antenna Polarization [H/V]
3815.10	-60.75	4.4	10.3	-54.85	V
5722.20	-60.07	5.4	12.0	-53.47	V
7631.25	-61.70	6.4	11.9	-56.20	V
9538.35	-60.46	7.0	13.0	-54.46	V
11445.45	-56.77	7.8	12.4	-52.17	V
13353.20	-57.73	7.5	14.2	-51.03	V

5.4.4 WCDMA B4 Radiated Spurious Emission Results

Test Data (QPSK Mode channel 1312)

Frequency [MHz]	Generator output power(Pg) [dBm]	Cable loss [dB]	Antenna Gain [dB]	Spurious Emission Power (Pd) [dBm]	Antenna Polarization [H/V]
3425.10	-47.90	4.4	10.3	-42.00	V
5137.20	-47.82	5.4	12.0	-41.22	V
6849.30	-45.50	6.4	11.9	-40.00	V
8563.35	-63.14	7.2	13.0	-57.34	V
10275.45	-57.46	7.8	12.4	-52.86	V
11987.55	-63.22	7.5	14.2	-56.52	V

Chongqing Academy of Information and Communications Technology

Report No.:B19W50598-WWAN_Rev1

Test Data (QPSK Mode channel 1412)

Frequency [MHz]	Generator output power(Pg) [dBm]	Cable loss [dB]	Antenna Gain [dB]	Spurious Emission Power (Pd) [dBm]	Antenna Polarization [H/V]
3464.10	-49.30	4.4	10.3	-43.40	V
5197.65	-52.44	5.4	12.0	-45.84	V
6929.25	-53.67	6.4	11.9	-48.17	V
8662.80	-62.20	7.2	13.0	-56.40	V
10394.40	-61.88	7.8	12.4	-57.28	V
12126.00	-55.61	7.5	14.2	-48.91	V

Test Data (QPSK Mode channel 1513)

Frequency [MHz]	Generator output power(Pg) [dBm]	Cable loss [dB]	Antenna Gain [dB]	Spurious Emission Power (Pd) [dBm]	Antenna Polarization [H/V]
3505.05	-51.71	4.4	10.3	-45.81	V
5258.10	-54.86	5.4	11.3	-48.96	V
7011.15	-49.23	6.4	12.0	-43.63	V
8764.20	-58.93	7.2	12.3	-53.83	V
10515.30	-56.03	7.8	12.3	-51.53	V
12268.35	-58.95	7.5	13.1	-53.35	V

5.4.5 WCDMA B5 Radiated Spurious Emission Results

Test Data (QPSK Mode channel 4132)

Frequency [MHz]	Generator output power(Pg) [dBm]	Cable loss [dB]	Antenna Gain [dB]	Spurious Emission Power (Pd) [dBm]	Antenna Polarization [H/V]
1653.00	-51.51	4.8	7.3	-49.01	H
2479.20	-46.50	5.9	5.0	-47.40	H
3306.15	-50.97	6.8	10.3	-47.47	V
4132.95	-56.95	7.6	9.8	-54.75	V
4959.75	-64.00	7.7	11.3	-60.40	V
5784.60	-56.44	1.4	12	-45.84	V

Test Data (QPSK Mode channel 4182)

Frequency [MHz]	Generator output power(Pg) [dBm]	Cable loss [dB]	Antenna Gain [dB]	Spurious Emission Power (Pd) [dBm]	Antenna Polarization [H/V]
1672.80	-46.63	4.8	7.3	-44.13	H
2509.20	-54.13	5.9	5.0	-55.03	H
3345.15	-54.90	6.8	10.3	-51.40	V
4183.65	-62.08	7.6	9.8	-59.88	V
5018.25	-61.55	7.7	11.3	-57.95	V
5854.80	-64.92	1.4	12.0	-54.32	V

Test Data (QPSK Mode channel 4233)

Frequency [MHz]	Generator output power(Pg) [dBm]	Cable loss [dB]	Antenna Gain [dB]	Spurious Emission Power (Pd) [dBm]	Antenna Polarization [H/V]
1693.20	-53.57	4.8	7.3	-51.07	H
2539.80	-50.12	5.9	5.0	-51.02	H
3386.10	-48.04	6.8	10.3	-44.54	V
4234.35	-58.24	7.6	9.8	-56.04	V
5080.65	-63.11	7.7	11.3	-59.51	V
5926.95	-58.58	1.4	12.0	-47.98	V

5.4.6 LTE B7 Radiated Spurious Emission Results

Test Data (5MHz bandwidth QPSK Mode channel 20785)

Frequency [MHz]	Generator output power(Pg) [dBm]	Cable loss [dB]	Antenna Gain [dB]	Spurious Emission Power (Pd) [dBm]	Antenna Polarization [H/V]
5002.09	-63.89	7.5	9.9	-61.49	V
7505.77	-64.34	0.9	11.9	-53.34	V
10007.43	-59.50	0.6	12.0	-48.10	V
125010.70	-55.53	0.5	12.3	-43.73	V
150011.43	-61.85	0.4	12.8	-49.45	V
175016.72	-62.73	0.4	11.9	-51.23	V

Chongqing Academy of Information and Communications Technology

Report No.:B19W50598-WWAN_Rev1

Test Data (5MHz bandwidth QPSK Mode channel 21000)

Frequency [MHz]	Generator output power(Pg) [dBm]	Cable loss [dB]	Antenna Gain [dB]	Spurious Emission Power (Pd) [dBm]	Antenna Polarization [H/V]
5070.34	-59.95	6.8	10.3	-56.45	V
7605.62	-59.31	1.1	12.0	-48.41	V
10140.32	-56.88	0.4	11.9	-45.38	V
12675.62	-59.63	0.5	13.0	-47.13	V
15209.31	-57.35	0.4	12.4	-45.35	V
17745.91	-56.26	0.4	14.2	-42.46	V

Test Data (5MHz bandwidth QPSK Mode channel 21425)

Frequency [MHz]	Generator output power(Pg) [dBm]	Cable loss [dB]	Antenna Gain [dB]	Spurious Emission Power (Pd) [dBm]	Antenna Polarization [H/V]
5135.21	-57.13	6.3	10.3	-53.13	V
7702.47	-63.77	0.9	12.0	-52.67	V
10270.87	-56.20	0.5	11.9	-44.80	V
12837.16	-62.77	0.4	13.0	-50.17	V
15405.29	-63.18	0.4	12.4	-51.18	V
17972.78	-59.66	0.4	14.2	-45.86	V

5.4.7 LTE B12 Radiated Spurious Emission Results

Test Data (1.4 MHz bandwidth QPSK Mode channel 23017)

Frequency [MHz]	Generator output power(Pg) [dBm]	Cable loss [dB]	Antenna Gain [dB]	Spurious Emission Power (Pd) [dBm]	Antenna Polarization [H/V]
1399.40	-49.12	4.4	7.8	-45.72	H
2099.10	-49.81	5.4	8.3	-46.91	H
2798.80	-53.69	6.2	8.0	-51.89	H
3498.50	-60.38	7.0	8.9	-58.48	V
4198.20	-58.42	7.8	9.2	-57.02	V
4897.90	-55.61	7.8	9.9	-53.51	V

Test Data (1.4 MHz bandwidth QPSK Mode channel 23017)

Frequency [MHz]	Generator output power(Pg) [dBm]	Cable loss [dB]	Antenna Gain [dB]	Spurious Emission Power (Pd) [dBm]	Antenna Polarization [H/V]
1415.40	-48.41	4.4	7.8	-45.01	H
2122.60	-46.36	5.4	8.3	-43.46	H
2830.40	-50.04	6.2	8.0	-48.24	H
3538.20	-61.61	7.0	8.9	-59.71	V
4246.05	-58.90	7.8	9.2	-57.50	V
4953.90	-58.45	7.8	9.9	-56.35	V

Chongqing Academy of Information and Communications Technology

Report No.:B19W50598-WWAN_Rev1

Test Data (1.4 MHz bandwidth QPSK Mode channel 23173)

Frequency [MHz]	Generator output power(Pg) [dBm]	Cable loss [dB]	Antenna Gain [dB]	Spurious Emission Power (Pd) [dBm]	Antenna Polarization [H/V]
1430.60	-45.39	4.4	7.8	-41.99	H
2145.90	-47.38	5.4	8.3	-44.48	H
2861.20	-52.50	6.2	8.0	-50.70	H
3576.50	-62.00	7.0	8.9	-60.10	V
4291.80	-55.74	7.8	9.2	-54.34	V
5007.10	-55.03	7.8	9.9	-52.93	V

5.4.8 LTE B13 Radiated Spurious Emission Results

Test Data (5MHz bandwidth QPSK Mode channel 23205)

Frequency [MHz]	Generator output power(Pg) [dBm]	Cable loss [dB]	Antenna Gain [dB]	Spurious Emission Power (Pd) [dBm]	Antenna Polarization [H/V]
1559.00	-53.26	4.6	7.3	-50.56	H
2338.50	-53.70	5.6	5.0	-54.30	H
3118.00	-47.12	6.5	10.5	-43.12	H
3897.50	-63.09	7.4	9.8	-60.69	V
4677.00	-62.02	8.1	10.7	-59.42	V
5456.50	-64.97	2.9	12.0	-55.87	V

Chongqing Academy of Information and Communications Technology

Report No.:B19W50598-WWAN_Rev1

Test Data (5MHz bandwidth QPSK Mode channel 23230)

Frequency [MHz]	Generator output power(Pg) [dBm]	Cable loss [dB]	Antenna Gain [dB]	Spurious Emission Power (Pd) [dBm]	Antenna Polarization [H/V]
1564.00	-47.90	4.6	7.3	-45.20	H
2346.00	-53.50	5.6	5.0	-54.10	H
3128.00	-49.14	6.5	10.5	-45.14	H
3910.00	-57.18	7.4	9.8	-54.78	V
4692.00	-60.39	8.1	10.7	-57.79	V
5474.00	-63.17	2.9	12.0	-54.07	V

Test Data (5MHz bandwidth QPSK Mode 23265)

Frequency [MHz]	Generator output power(Pg) [dBm]	Cable loss [dB]	Antenna Gain [dB]	Spurious Emission Power (Pd) [dBm]	Antenna Polarization [H/V]
1571.00	-52.58	4.6	7.3	-49.88	H
2356.50	-52.71	5.6	5.0	-53.31	H
3142.00	-46.29	6.5	10.5	-42.29	H
3927.50	-56.00	7.4	9.8	-53.60	V
4713.00	-62.98	8.1	10.7	-60.38	V
5498.50	-63.43	2.9	12.0	-54.33	V

5.4.9 LTE B25 Radiated Spurious Emission Results

Test Data (1.4MHz bandwidth QPSK Mode channel 26047)

Frequency [MHz]	Generator output power(Pg) [dBm]	Cable loss [dB]	Antenna Gain [dB]	Spurious Emission Power (Pd) [dBm]	Antenna Polarization [H/V]
3701.40	-59.83	7.2	8.9	-58.13	V
5552.10	-58.74	2.0	10.5	-50.24	V
7402.80	-63.82	0.9	11.9	-52.82	V
9253.50	-59.95	1.0	11.5	-49.45	V
11104.20	-57.96	0.3	12.1	-46.16	V
12954.90	-61.49	0.4	12.4	-49.49	V

Test Data (1.4MHz bandwidth QPSK Mode channel 26365)

Frequency [MHz]	Generator output power(Pg) [dBm]	Cable loss [dB]	Antenna Gain [dB]	Spurious Emission Power (Pd) [dBm]	Antenna Polarization [H/V]
3765.00	-57.61	7.2	8.9	-55.91	V
5647.50	-59.31	2.0	10.5	-50.81	V
7530.00	-55.47	0.9	11.9	-44.47	V
9412.50	-62.08	1.0	11.5	-51.58	V
11295.00	-62.93	0.3	12.1	-51.13	V
13177.50	-61.48	0.4	12.4	-49.48	V

Chongqing Academy of Information and Communications Technology

Report No.:B19W50598-WWAN_Rev1

Test Data (1.4MHz bandwidth QPSK Mode channel 26683)

Frequency [MHz]	Generator output power(Pg) [dBm]	Cable loss [dB]	Antenna Gain [dB]	Spurious Emission Power (Pd) [dBm]	Antenna Polarization [H/V]
3828.60	-63.80	7.2	8.9	-62.10	V
5742.90	-61.83	2.0	10.5	-53.33	V
7657.20	-63.29	0.9	11.9	-52.29	V
9571.50	-56.93	1.0	11.5	-46.43	V
11485.80	-64.68	0.3	12.1	-52.88	V
13400.10	-55.45	0.4	12.4	-43.45	V

5.4.10 LTE B26 Radiated Spurious Emission Results

Test Data (10MHz bandwidth QPSK Mode channel 26840)

Frequency [MHz]	Generator output power(Pg) [dBm]	Cable loss [dB]	Antenna Gain [dB]	Spurious Emission Power (Pd) [dBm]	Antenna Polarization [H/V]
1638.00	-46.19	4.7	7.3	-43.59	H
2457.00	-45.95	5.9	6.8	-45.05	H
3276.00	-57.18	6.7	8.9	-54.98	V
4095.00	-58.29	7.6	9.2	-56.69	V
4914.00	-56.45	7.8	9.9	-54.35	V
5733.00	-57.02	1.5	11.9	-46.62	V

Chongqing Academy of Information and Communications Technology

Report No.:B19W50598-WWAN_Rev1

Test Data (10MHz bandwidth QPSK Mode channel 26865)

Frequency [MHz]	Generator output power(Pg) [dBm]	Cable loss [dB]	Antenna Gain [dB]	Spurious Emission Power (Pd) [dBm]	Antenna Polarization [H/V]
1663.00	-51.73	4.7	7.3	-49.13	H
2494.50	-53.96	5.9	6.8	-53.06	H
3326.00	-64.81	6.7	8.9	-62.61	V
4157.50	-60.18	7.6	9.2	-58.58	V
4989.00	-64.02	7.8	9.9	-61.92	V
5820.50	-60.90	1.5	11.9	-50.50	V

Test Data (10MHz bandwidth QPSK Mode channel 26990)

Frequency [MHz]	Generator output power(Pg) [dBm]	Cable loss [dB]	Antenna Gain [dB]	Spurious Emission Power (Pd) [dBm]	Antenna Polarization [H/V]
1688.00	-47.00	4.7	7.3	-44.40	H
2532.00	-48.27	5.9	6.8	-47.37	H
3376.00	-63.84	6.7	8.9	-61.64	V
4220.00	-61.65	7.6	9.2	-60.05	V
5064.00	-55.25	7.8	9.9	-53.15	V
5908.00	-57.69	1.5	11.9	-47.29	V

5.4.11 LTE B41 Radiated Spurious Emission Results

Test Data (5MHz bandwidth QPSK Mode channel 39675)

Frequency [MHz]	Generator output power(Pg) [dBm]	Cable loss [dB]	Antenna Gain [dB]	Spurious Emission Power (Pd) [dBm]	Antenna Polarization [H/V]
4993.00	-60.80	6.3	10.3	-56.80	V
7489.50	-63.52	0.9	12.0	-52.42	V
9986.00	-61.91	0.5	11.9	-50.51	V
12482.50	-57.51	0.4	13.0	-44.91	V
14979.00	-58.17	0.4	12.4	-46.17	V
17475.50	-61.15	0.4	14.2	-47.35	V

Test Data (5MHz bandwidth QPSK Mode channel 40620)

Frequency [MHz]	Generator output power(Pg) [dBm]	Cable loss [dB]	Antenna Gain [dB]	Spurious Emission Power (Pd) [dBm]	Antenna Polarization [H/V]
5186.00	-55.98	6.3	10.3	-51.98	V
7779.00	-56.31	0.9	12.0	-45.21	V
10372.00	-61.32	0.5	11.9	-49.92	V
12965.00	-55.72	0.4	13.0	-43.12	V
15558.00	-60.25	0.4	12.4	-48.25	V
18151.00	-55.35	0.4	14.2	-41.55	V

Chongqing Academy of Information and Communications Technology

Report No.:B19W50598-WWAN_Rev1

Test Data (5MHz bandwidth QPSK Mode channel 41565)

Frequency [MHz]	Generator output power(Pg) [dBm]	Cable loss [dB]	Antenna Gain [dB]	Spurious Emission Power (Pd) [dBm]	Antenna Polarization [H/V]
5380.00	-62.63	6.3	10.3	-58.63	V
8070.00	-64.77	0.9	12.0	-53.67	V
10760.00	-64.99	0.5	11.9	-53.59	V
13450.00	-60.11	0.4	13.0	-47.51	V
16140.00	-60.63	0.4	12.4	-48.63	V
18830.00	-60.68	0.4	14.2	-46.88	V

5.4.12 LTE B66 Radiated Spurious Emission Results

Test Data (1.4MHz bandwidth QPSK Mode channel 131979)

Frequency [MHz]	Generator output power(Pg) [dBm]	Cable loss [dB]	Antenna Gain [dB]	Spurious Emission Power (Pd) [dBm]	Antenna Polarization [H/V]
3421.40	-61.39	6.9	8.9	-59.39	V
5132.10	-63.21	6.3	9.9	-59.61	V
6842.80	-61.80	0.8	11.9	-50.70	V
8553.50	-55.48	0.9	11.2	-45.18	V
10264.20	-55.63	0.5	12.0	-44.13	V
11974.90	-57.25	0.4	12.2	-45.45	V

Chongqing Academy of Information and Communications Technology

Report No.:B19W50598-WWAN_Rev1

Test Data (1.4MHz bandwidth QPSK Mode channel 132322)

Frequency [MHz]	Generator output power(Pg) [dBm]	Cable loss [dB]	Antenna Gain [dB]	Spurious Emission Power (Pd) [dBm]	Antenna Polarization [H/V]
3490.00	-64.63	6.9	8.9	-62.63	V
5235.00	-57.34	6.3	9.9	-53.74	V
6980.00	-62.85	0.8	11.9	-51.75	V
8725.00	-55.17	0.9	11.2	-44.87	V
10470.00	-56.80	0.5	12.0	-45.30	V
12215.00	-57.63	0.4	12.2	-45.83	V

Test Data (1.4MHz bandwidth QPSK Mode channel 132665)

Frequency [MHz]	Generator output power(Pg) [dBm]	Cable loss [dB]	Antenna Gain [dB]	Spurious Emission Power (Pd) [dBm]	Antenna Polarization [H/V]
3558.60	-64.96	6.9	8.9	-62.96	V
5337.90	-59.78	6.3	9.9	-56.18	V
7117.20	-59.91	0.8	11.9	-48.81	V
8896.50	-64.44	0.9	11.2	-54.14	V
10675.80	-55.78	0.5	12.0	-44.28	V
12455.10	-60.86	0.4	12.2	-49.06	V

5.5 Band Edge

Specifications:	FCC Part 2.1051,24.238,2.1053,22.917, 27.53, 90.691 RSS-130 4.6, RSS-132 4.5, RSS-133 6.5, RSS-199 4.6
DUT Serial Number:	868822040009761
Test conditions:	Ambient Temperature:15°C-35°C Relative Humidity:30%-60% Air pressure: 86-106kPa
Test Results:	--

Limit Level Construction:

For Cellular and PCS systems band, the power of any emission outside of the authorized operating frequency ranges must be attenuated below the transmitting power (P) by a factor of at least $43 + 10 \log(P)$ dB, so the limit level is: $P(\text{dBm}) - (43 + 10 \log(P)) \text{ dB} = -13\text{dBm}$

For mobile and portable stations operating in the 2305-2315 MHz bands:

By a factor of not less than: $43 + 10 \log(P)$ dB on all frequencies between 2305 and 2320 MHz that are outside the licensed band(s) of operation, not less than $55 + 10 \log(P)$ dB on all frequencies between 2320 and 2324 MHz, not less than $61 + 10 \log(P)$ dB on all frequencies between 2324 and 2328 MHz, and not less than $67 + 10 \log(P)$ dB on all frequencies between 2328 and 2337 MHz; By a factor of not less than $43 + 10 \log(P)$ dB on all frequencies between 2300 and 2305 MHz, $55 + 10 \log(P)$ dB on all frequencies between 2296 and 2300 MHz, $61 + 10 \log(P)$ dB on all frequencies between 2292 and 2296 MHz, $67 + 10 \log(P)$ dB on all frequencies between 2288 and 2292 MHz, and $70 + 10 \log(P)$ dB below 2288 MHz.

For operations in the 776-788 MHz band, the power of any emission outside the licensee's frequency band(s) of operation shall be attenuated below the transmitter power (P) within the licensed band(s) of operation, measured in watts, in accordance with the following:

On any frequency outside the 776-788 MHz band, the power of any emission shall be attenuated outside the band below the transmitter power (P) by at least $43 + 10 \log(P)$ dB;

On all frequencies between 763-775 MHz and 793-805 MHz, by a factor not less than $65 + 10 \log(P)$ dB in a 6.25 kHz band segment, for mobile and portable stations.

For mobile digital stations, the attenuation factor shall be not less than $40 + 10 \log(P)$ dB on all frequencies between the channel edge and 5 megahertz from the channel edge, $43 + 10 \log(P)$ dB on all frequencies between 5 megahertz and X megahertz from the channel edge, and $55 + 10 \log(P)$ dB on all frequencies more than X megahertz from the channel edge, where X is the greater of 6 megahertz or the actual emission bandwidth as defined in paragraph (m)(6) of this section. In addition, the attenuation factor shall not be less than $43 + 10 \log(P)$ dB on all frequencies between 2490.5 MHz and 2496 MHz and $55 + 10 \log(P)$ dB at or below 2490.5 MHz. Mobile Satellite Service licensees operating on frequencies below 2495 MHz may also submit a documented interference complaint against BRS licensees operating on channel BRS Channel 1 on the same terms and conditions as adjacent channel BRS or EBS licensees.

Chongqing Academy of Information and Communications Technology

Report No.:B19W50598-WWAN_Rev1

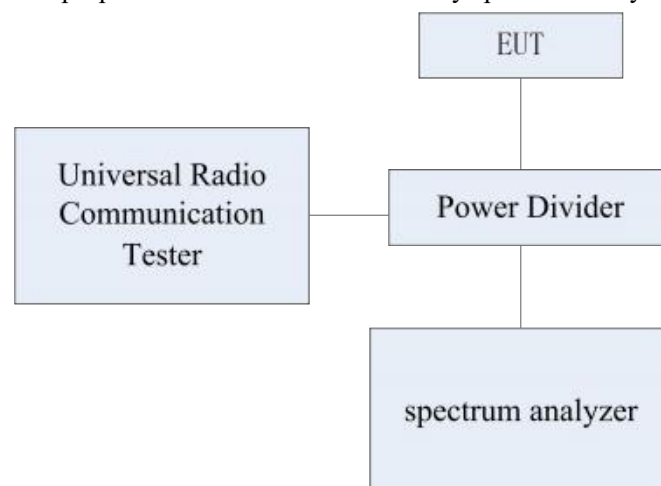
Out-of-band emission requirement shall apply only to the “outer” channels included in an EA license and to spectrum adjacent to interior channels used by incumbent licensees. The emission limits are as follows:

(1) For any frequency removed from the EA licensee's frequency block by up to and including 37.5 kHz, the power of any emission shall be attenuated below the transmitter power (P) in watts by at least $116 \text{ Log}_{10}(f/6.1)$ decibels or $50 + 10 \text{ Log}_{10}(P)$ decibels or 80 decibels, whichever is the lesser attenuation, where f is the frequency removed from the center of the outer channel in the block in kilohertz and where f is greater than 12.5 kHz.

(2) For any frequency removed from the EA licensee's frequency block greater than 37.5 kHz, the power of any emission shall be attenuated below the transmitter power (P) in watts by at least $43 + 10 \text{ Log}_{10}(P)$ decibels or 80 decibels, whichever is the lesser attenuation, where f is the frequency removed from the center of the outer channel in the block in kilohertz and where f is greater than 37.5 kHz.

Test Setup:

During the test, the EUT was controlled via the Wireless Communications Test Set to ensure max power transmission and proper modulation and measured by spectrum analyzer.

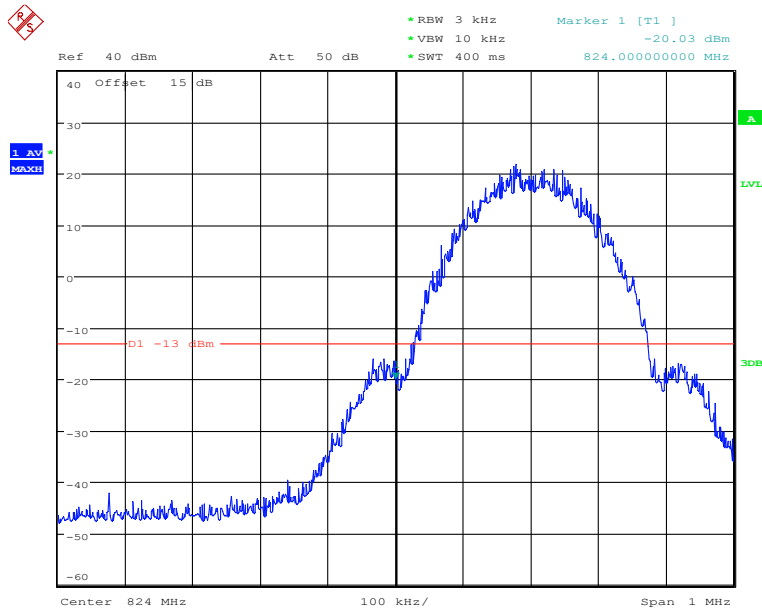


Test Method:

- 1) The EUT was coupled to the EMI test receiver analyzer mode and the base station simulator through a power divider. The loss of the cables the test system is calibrated to correct the readings.
- 2) The spectrum analyzer was set to Average Detector function and Maximum hold mode.
- 3) The resolution Bandwidth spectrum analyzer was a little greater than 1% of the 26dB emission Bandwidth.

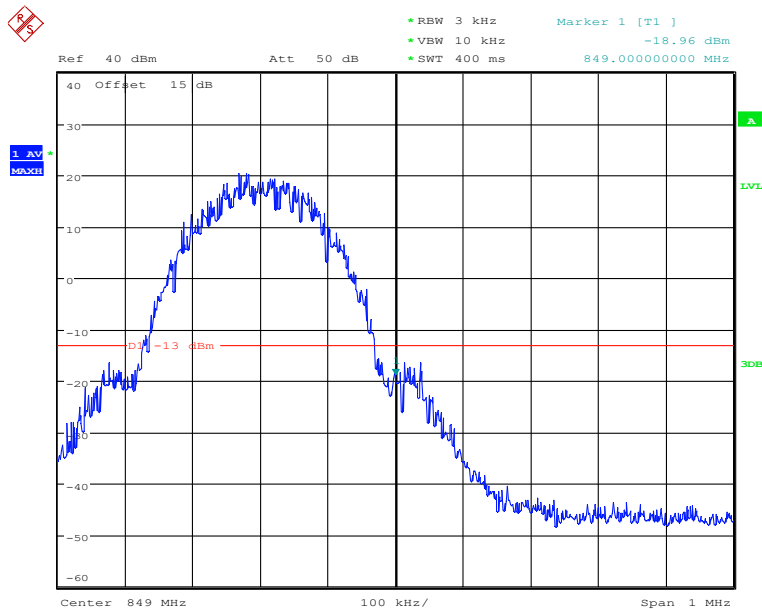
Note: In the graphical result description (X, Y), X represents the number of RB, Y represents the RB offset.

5.5.1 GSM850 Band Edge Results



Date: 22.FEB.2020 06:35:28

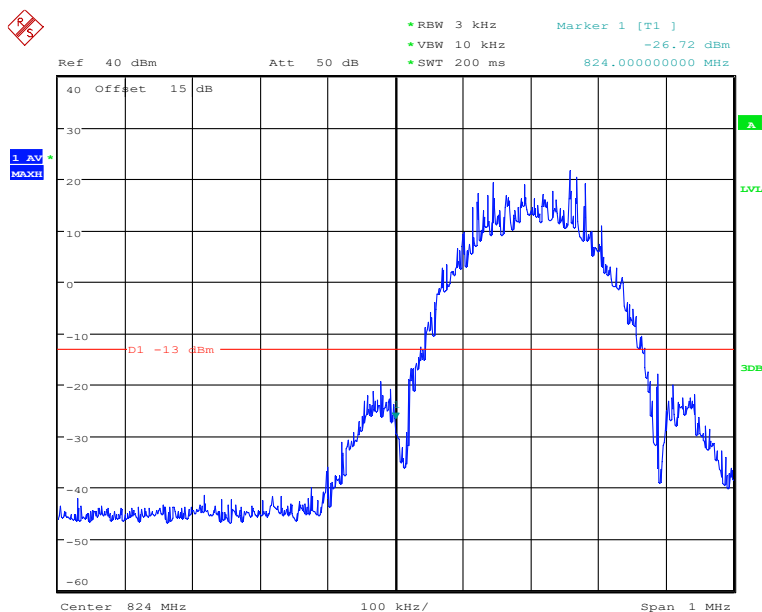
GSMK; Cellular low channel, below 824 MHz



Date: 22.FEB.2020 06:36:42

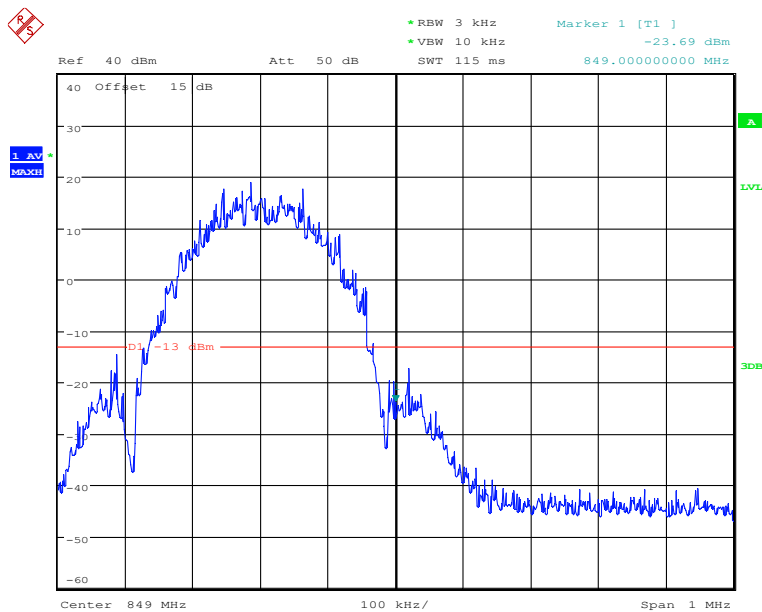
GSMK; Cellular high channel, above 849 MHz

Report No.:B19W50598-WWAN_Rev1



Date: 22.FEB.2020 06:43:40

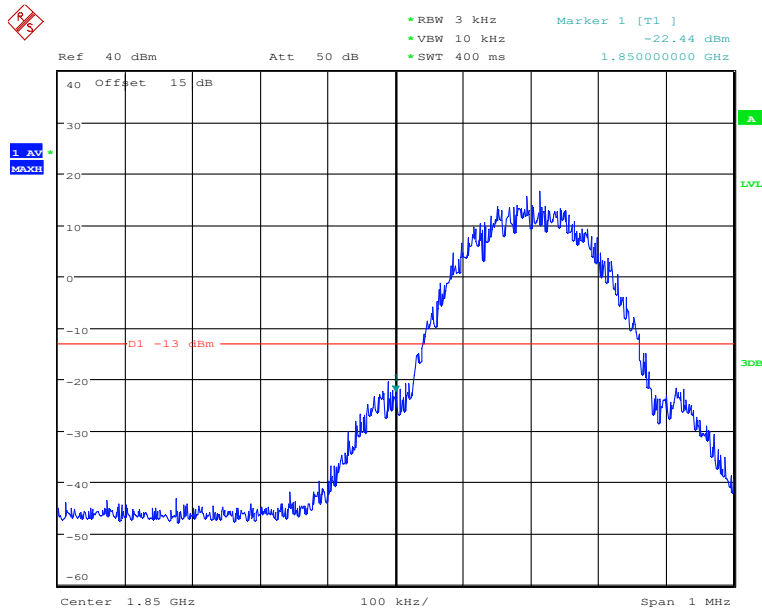
8PSK; Cellular low channel, below 824 MHz



Date: 22.FEB.2020 06:44:42

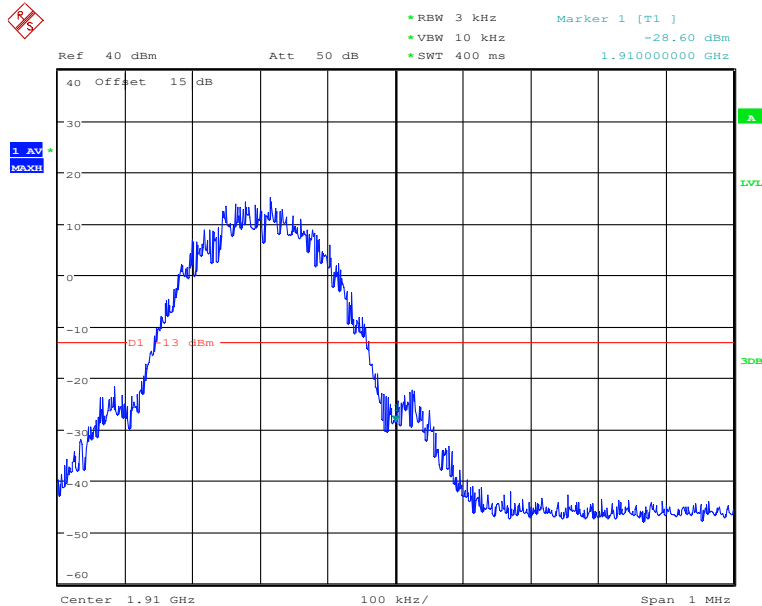
8PSK; Cellular high channel, above 849 MHz

5.5.2 PCS1900 Band Edge Results



Date: 22.FEB.2020 06:38:49

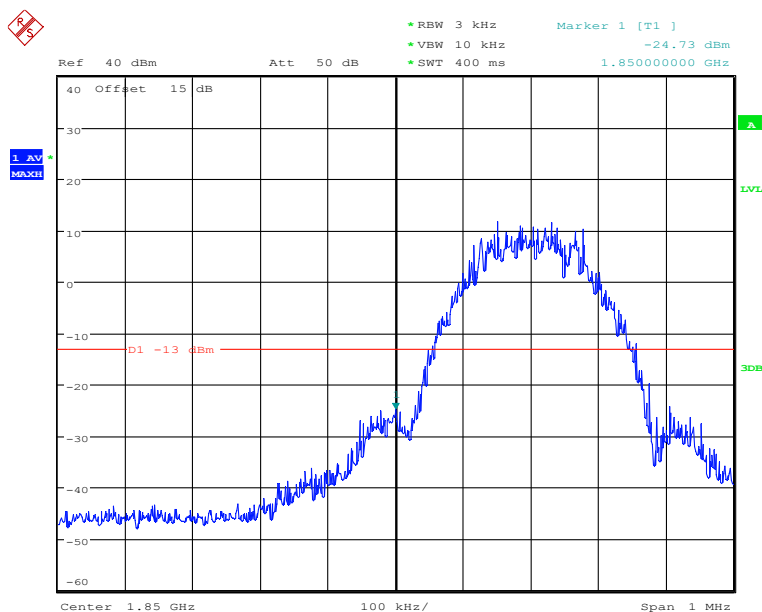
GMSK; PCS low channel, below 1850 MHz



Date: 22.FEB.2020 06:39:25

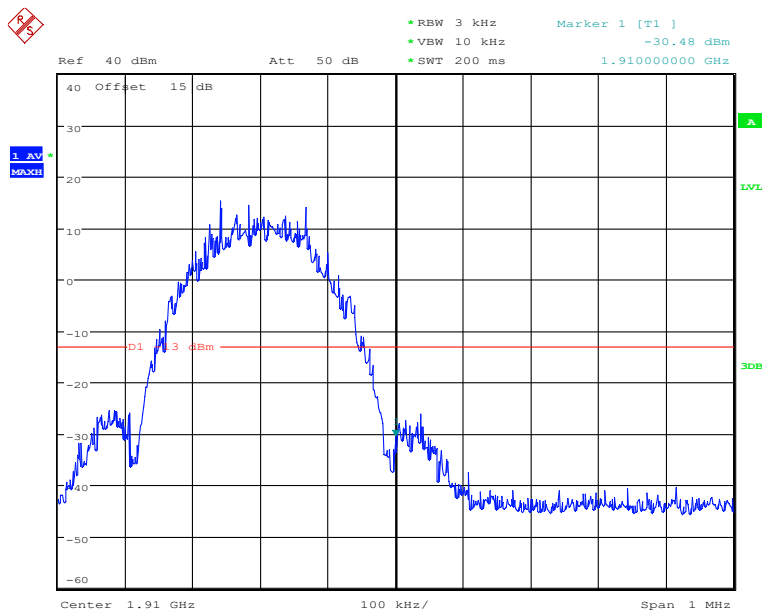
GMSK; PCS high channel, above 1910 MHz

Report No.:B19W50598-WWAN_Rev1



Date: 22.FEB.2020 06:40:57

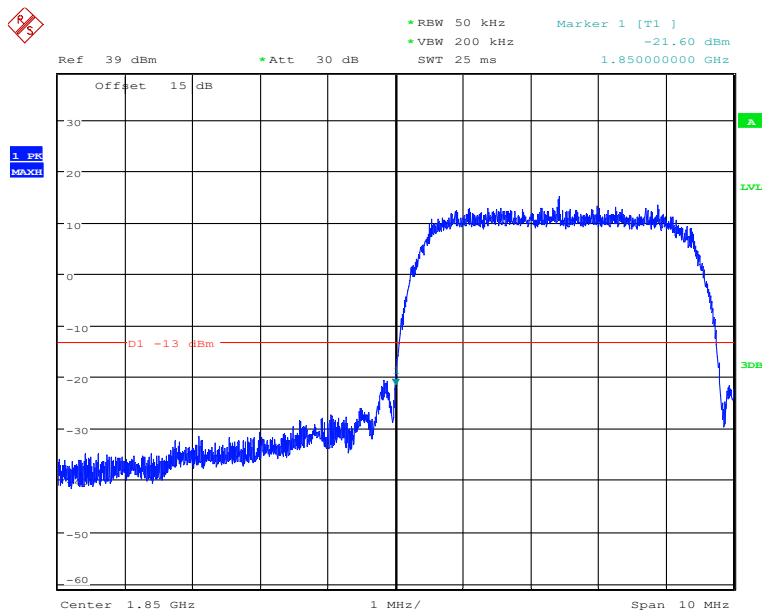
8PSK; PCS low channel, below 1850 MHz



Date: 22.FEB.2020 06:41:58

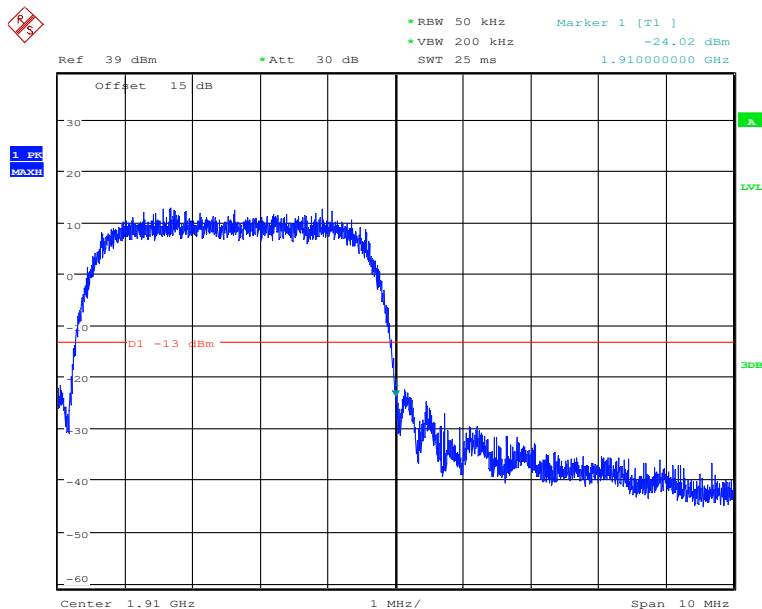
8PSK; PCS high channel, above 1910 MHz

5.5.3 WCDMA B2 Band Edge Results



Date: 22.FEB.2020 02:57:31

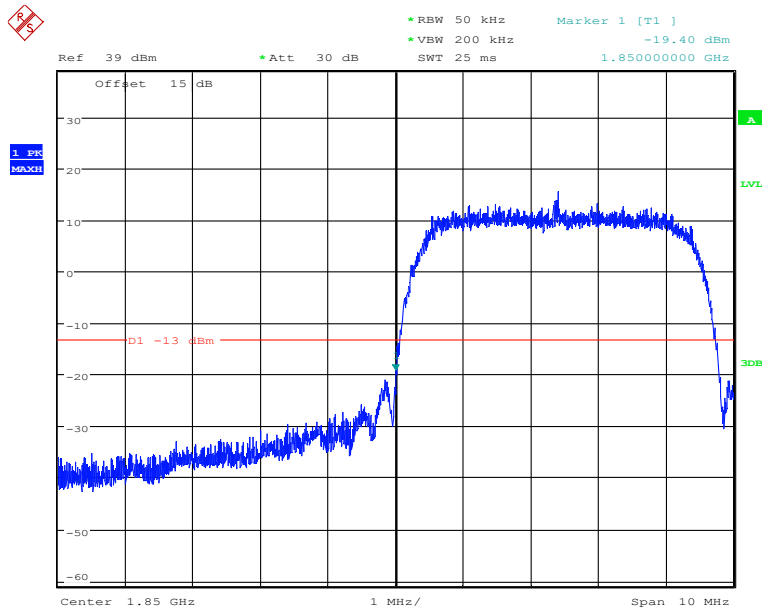
WCDMA Band 2 QPSK, Low Channel , Below 1850MHz



Date: 22.FEB.2020 02:59:49

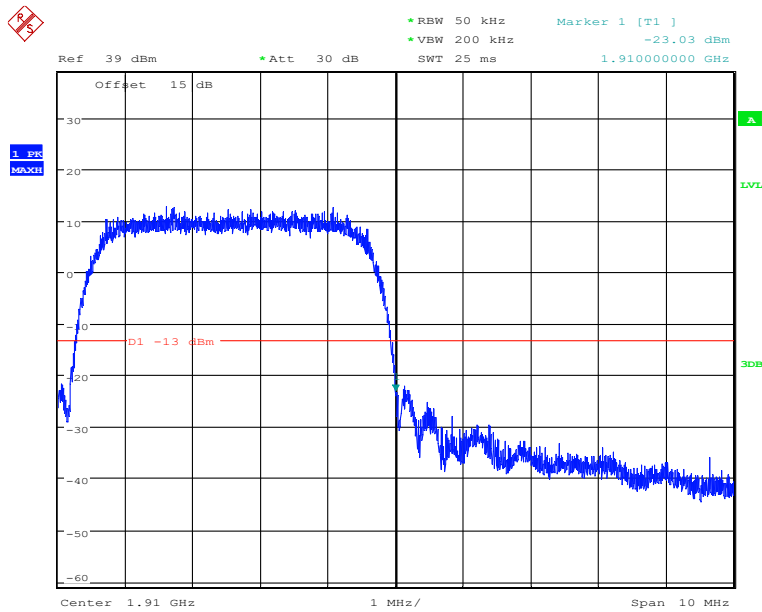
WCDMA Band 2 QPSK, High Channel , Above 1910MHz

Report No.:B19W50598-WWAN_Rev1



Date: 22.FEB.2020 02:58:24

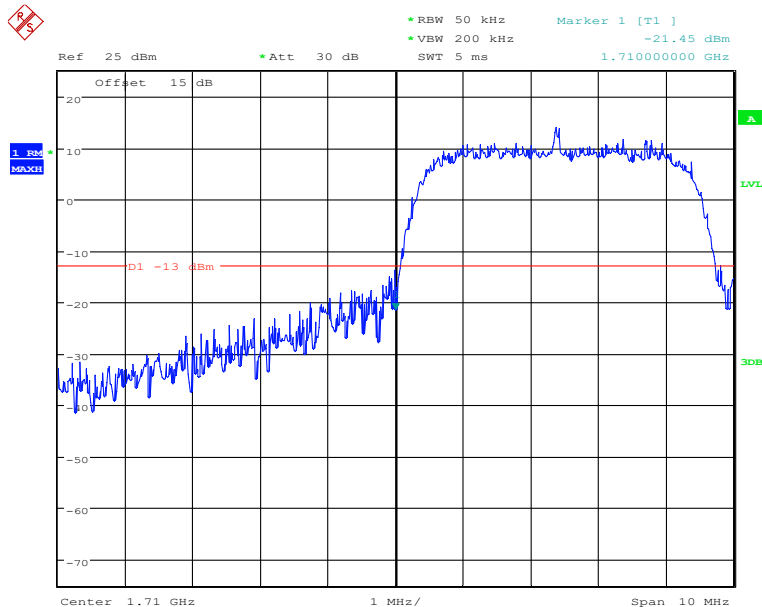
WCDMA Band 2 16QAM, Low Channel , Below 1850MHz



Date: 22.FEB.2020 02:59:12

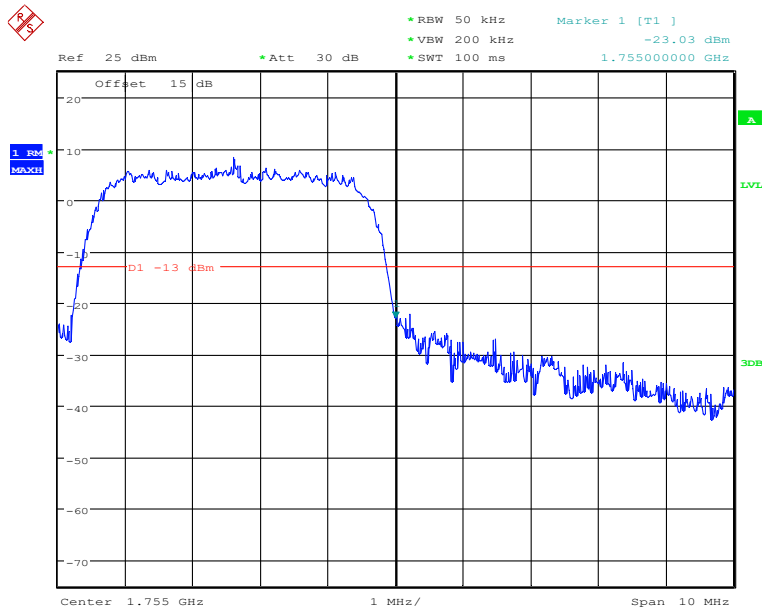
WCDMA Band 2 16QAM, High Channel , Above 1910MHz

5.5.4 WCDMA B4 Band Edge Results



Date: 22.FEB.2020 03:03:32

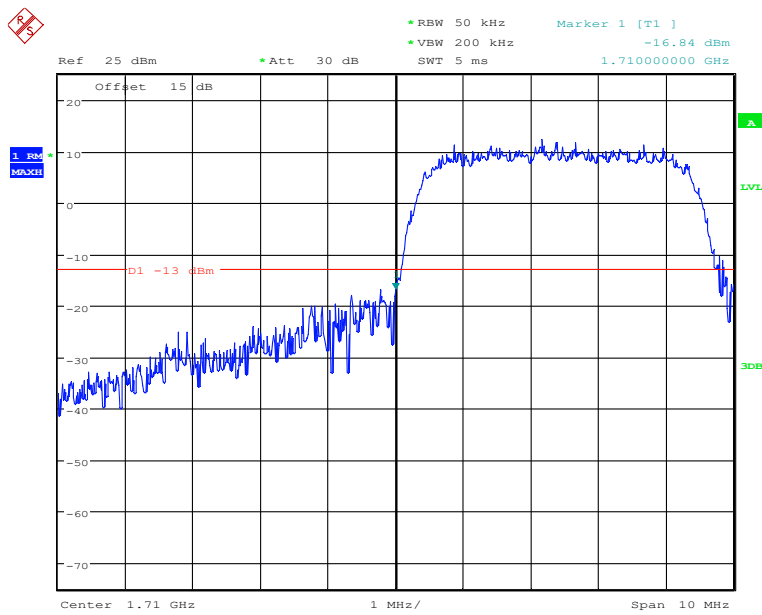
WCDMA Band 4 QPSK, Low Channel , Below 1710MHz



Date: 22.FEB.2020 03:05:31

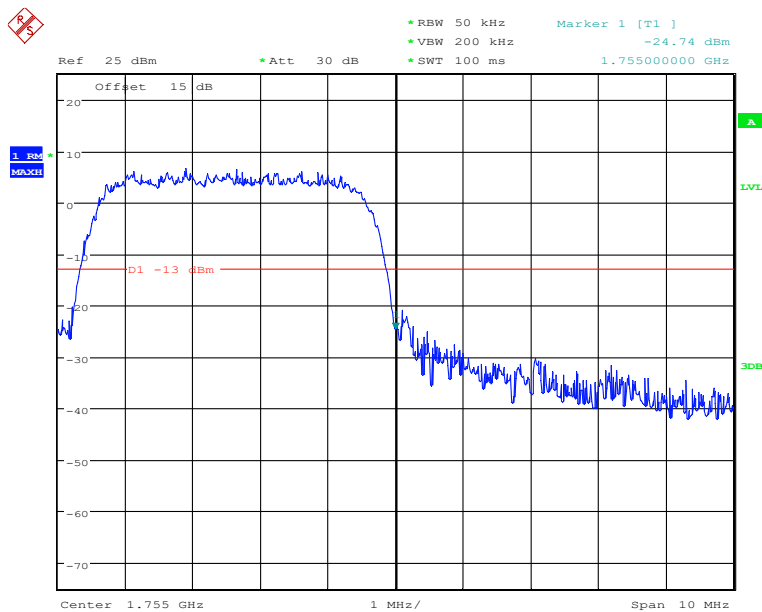
WCDMA Band 4 QPSK, High Channel , Above 1755MHz

Report No.:B19W50598-WWAN_Rev1



Date: 22.FEB.2020 03:03:59

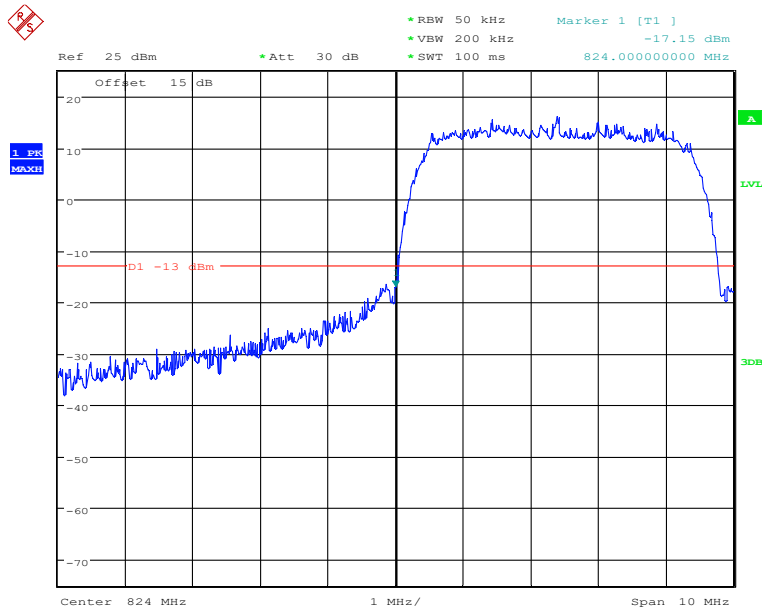
WCDMA Band 4 16QAM, Low Channel , Below 1710MHz



Date: 22.FEB.2020 03:05:10

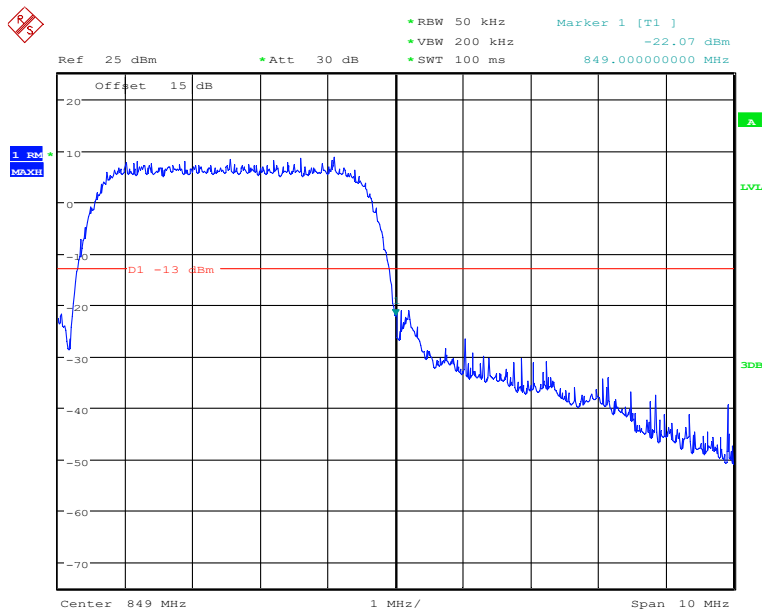
WCDMA Band 4 16QAM, High Channel , Above 1755MHz

5.5.5 WCDMA B5 Band Edge Results



Date: 22.FEB.2020 03:06:43

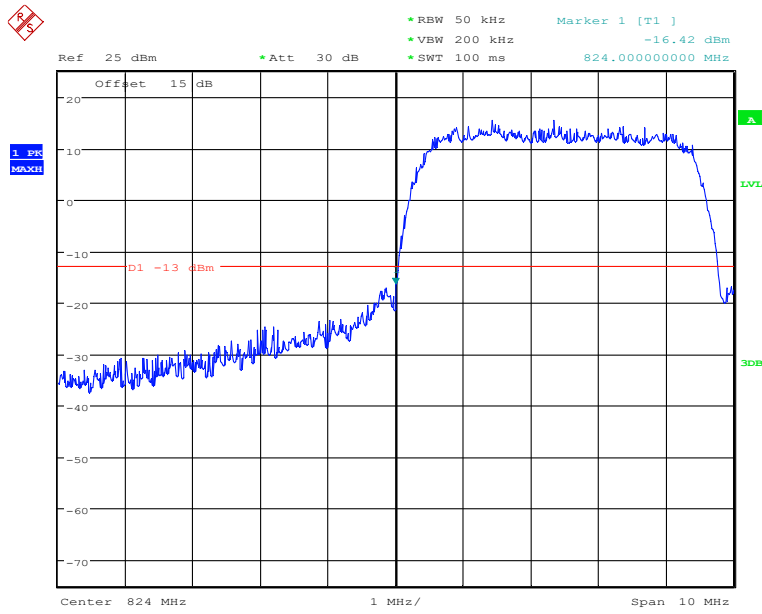
WCDMA Band 5 QPSK, Low Channel , Below 824MHz



Date: 22.FEB.2020 03:07:49

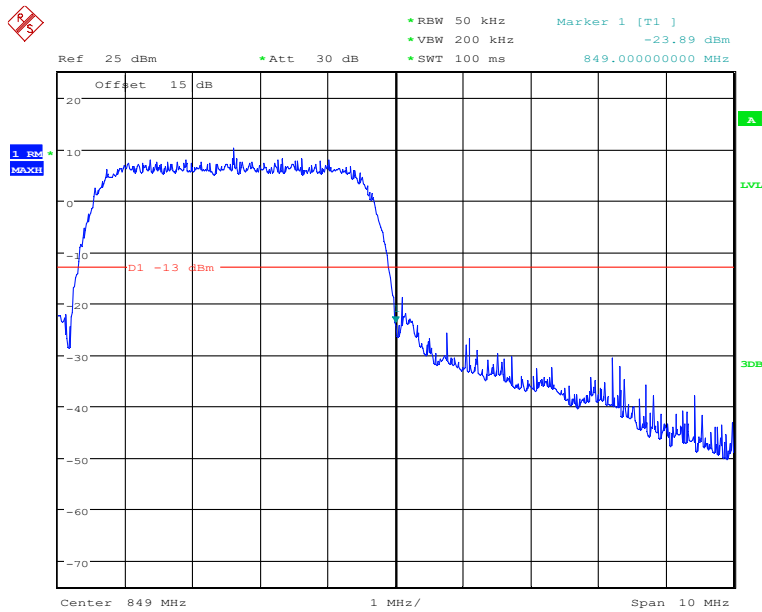
WCDMA Band 5 QPSK, High Channel , Above 849MHz

Report No.:B19W50598-WWAN_Rev1



Date: 22.FEB.2020 03:06:59

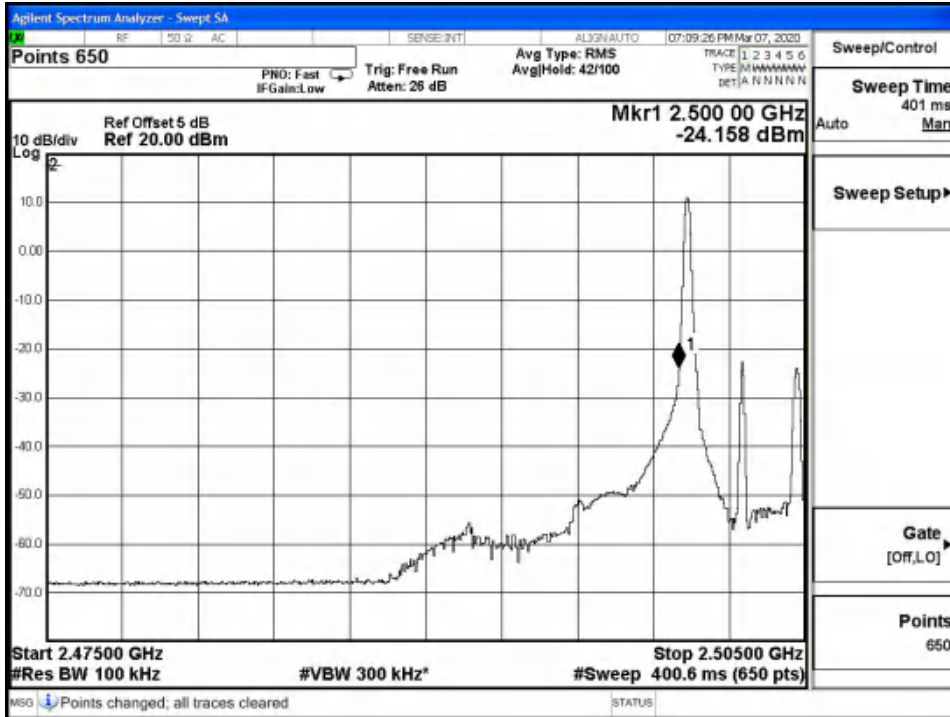
WCDMA Band 5 16QAM, Low Channel , Below 824MHz



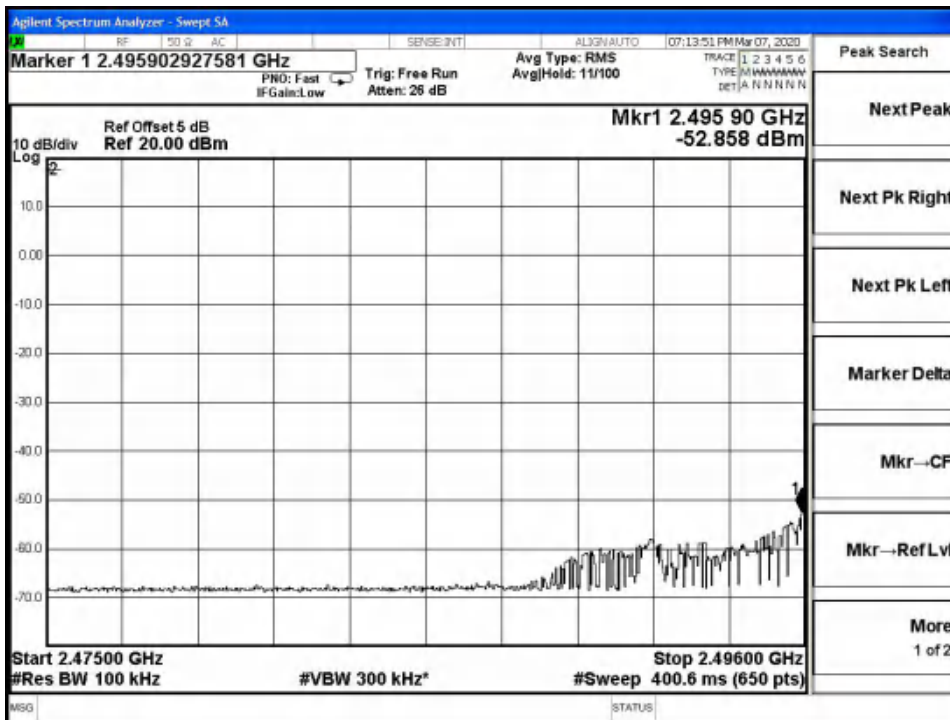
Date: 22.FEB.2020 03:07:31

WCDMA Band 5 16QAM, High Channel , Above 849MHz

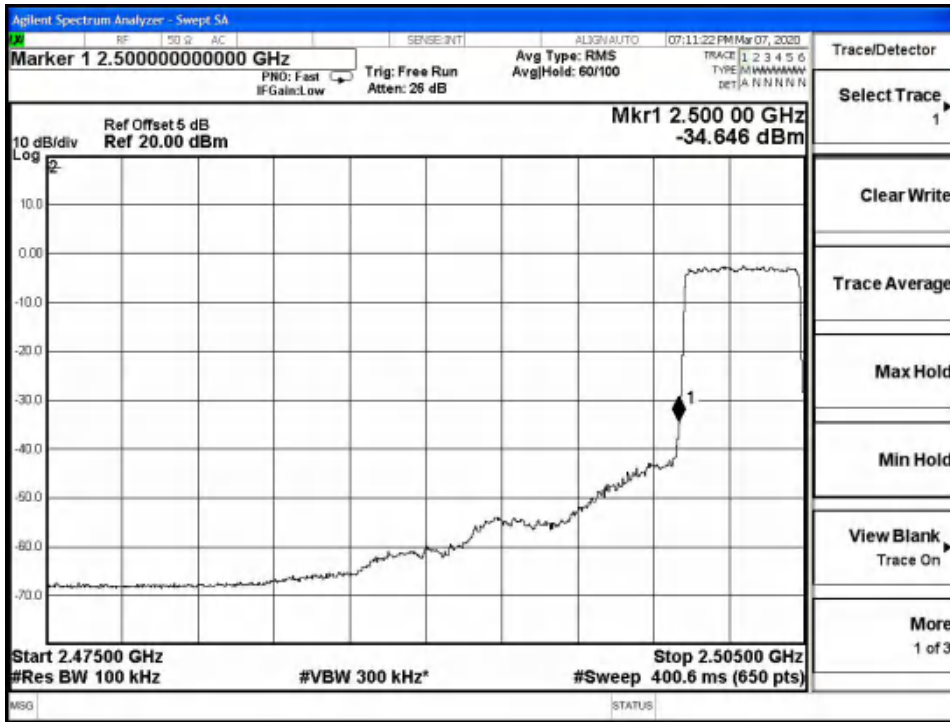
5.5.6 LTE B7 Band Edge Results



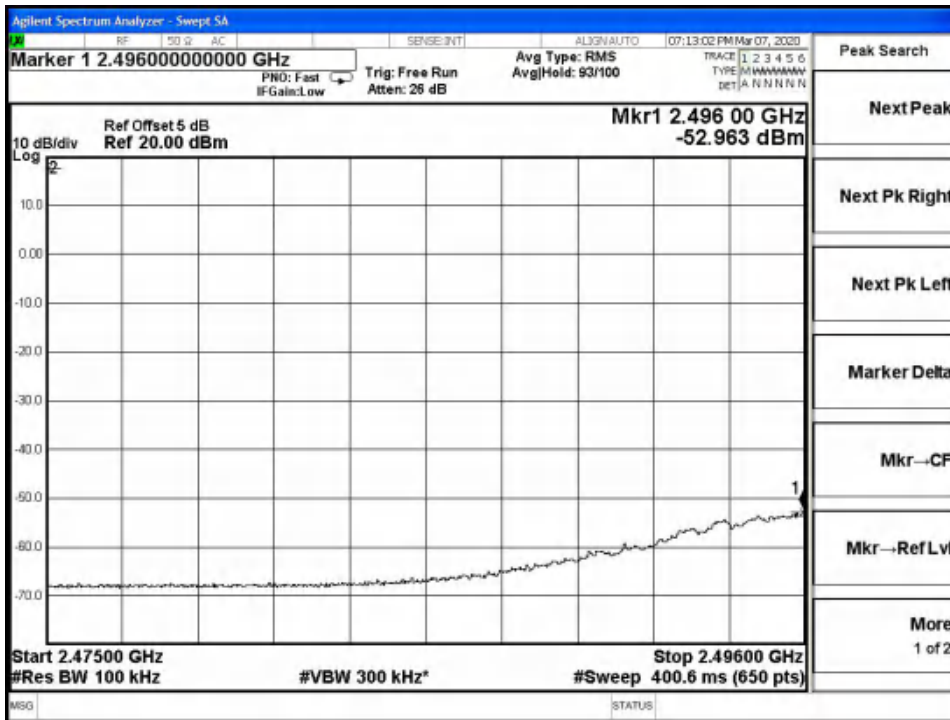
LTE Band7, 5MHz bandwidth, QPSK,(1,0) Mode , Below 2500MHz



LTE Band7, 5MHz bandwidth, QPSK,(1,0) Mode , Below 2500MHz

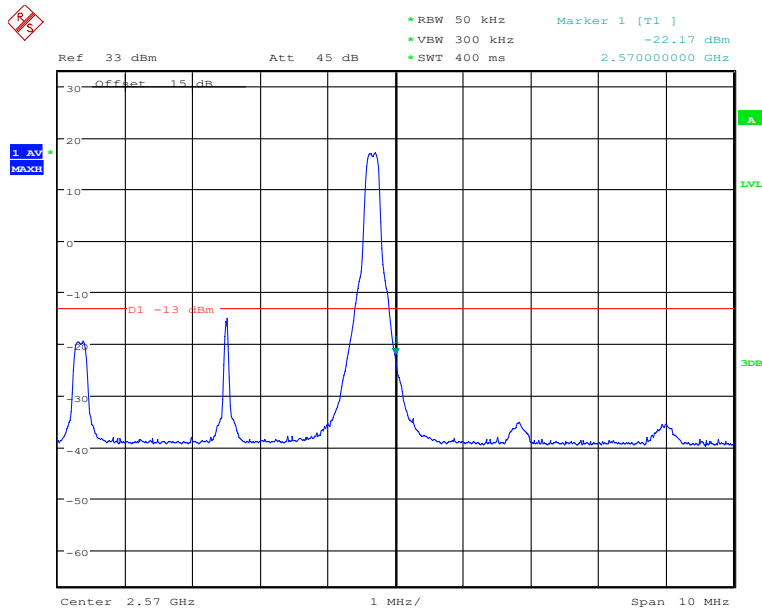


LTE Band7, 5MHz bandwidth, QPSK,(25,0) Mode , Below 2500MHz



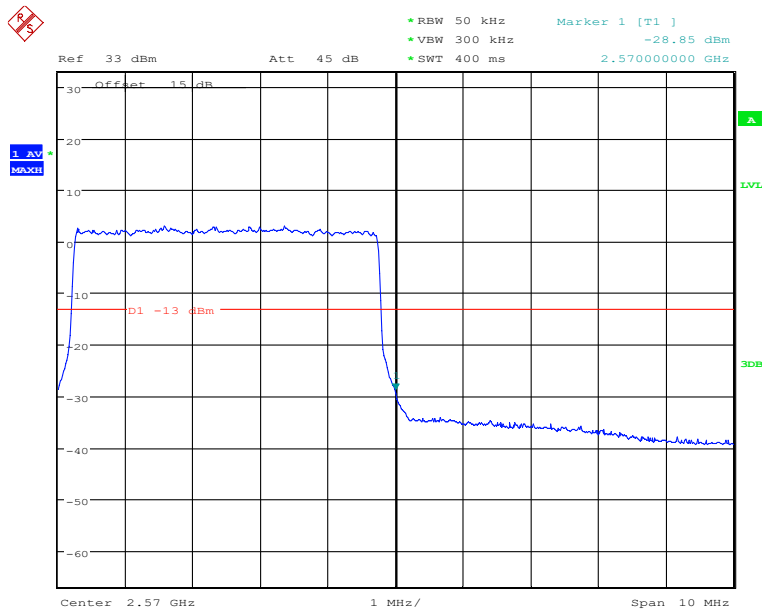
LTE Band7, 5MHz bandwidth, QPSK,(25,0) Mode , Below 2500MHz

Report No.:B19W50598-WWAN_Rev1



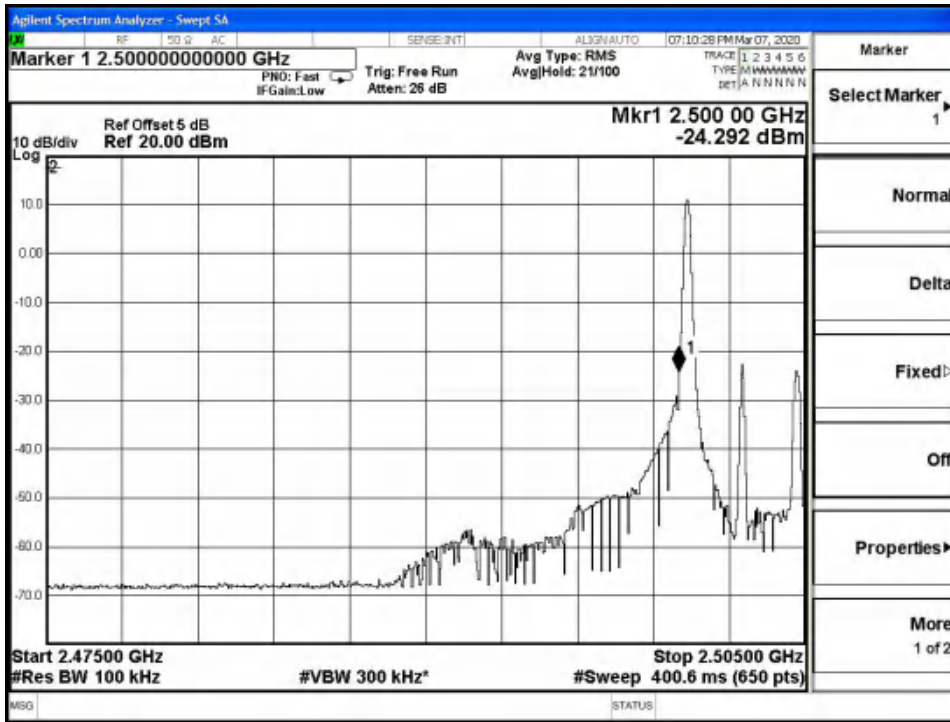
Date: 21.FEB.2020 08:46:37

LTE Band7, 5MHz bandwidth, QPSK,(1,25) Mode, Above 2570MHz

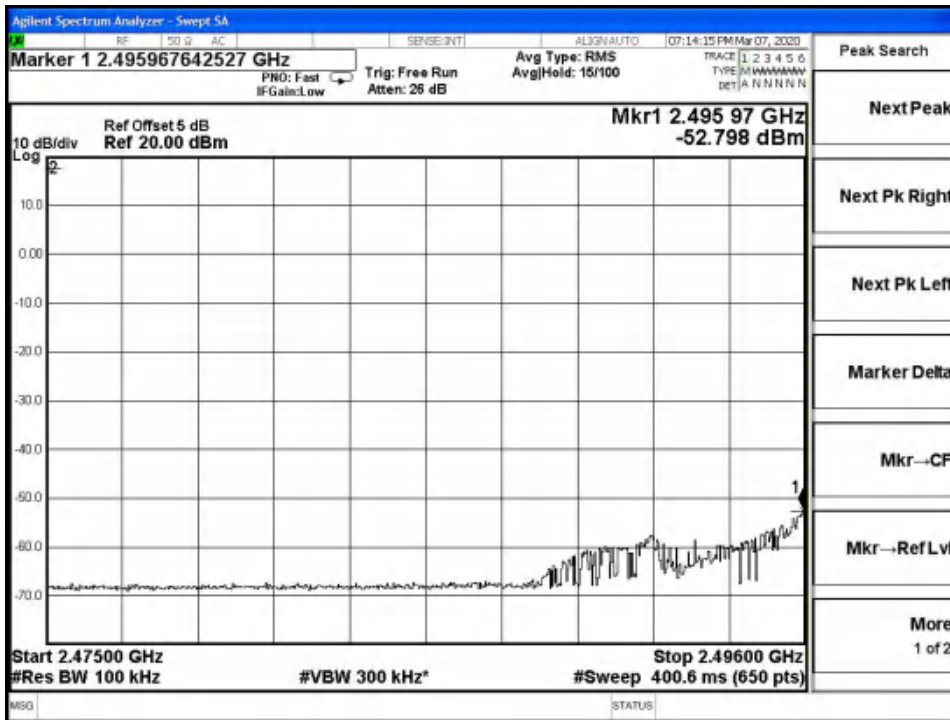


Date: 21.FEB.2020 08:45:10

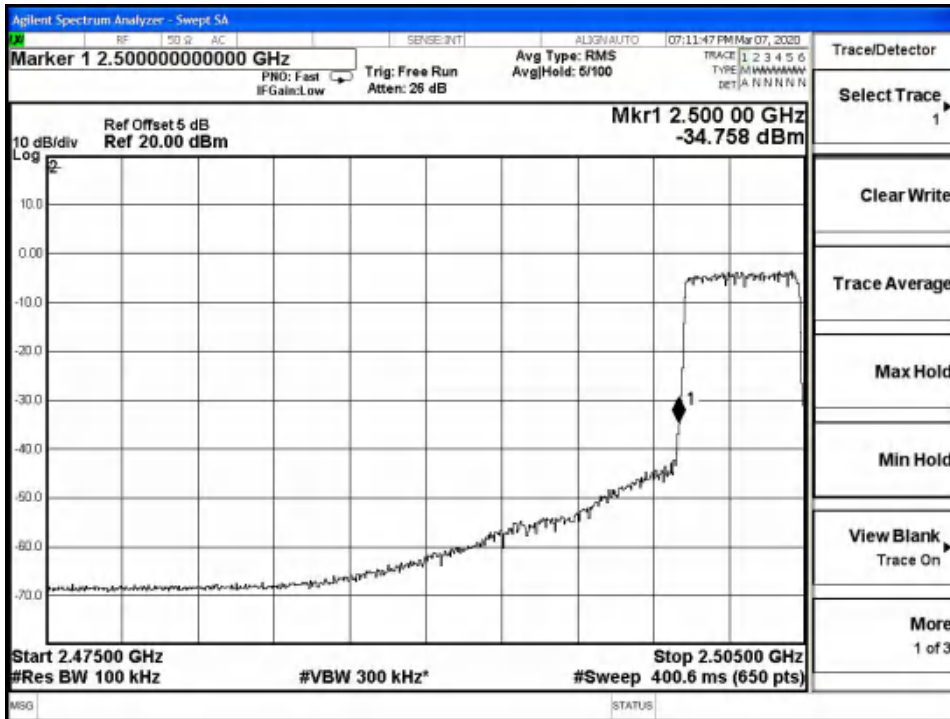
LTE Band7, 5MHz bandwidth, QPSK,(25,0) Mode, Above 2570MHz



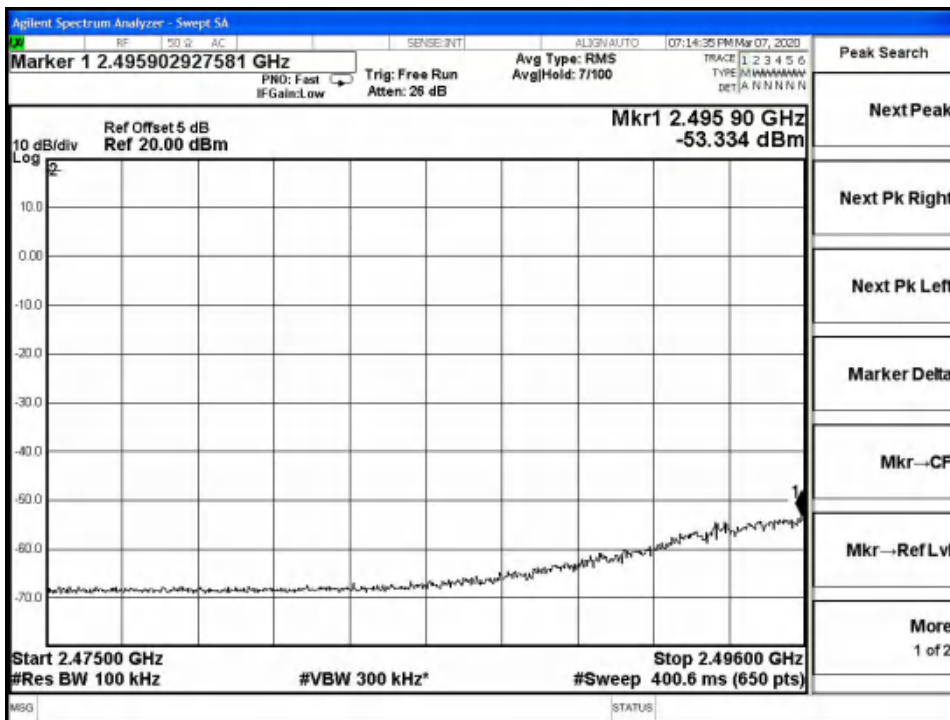
LTE Band7, 5MHz bandwidth, 16QAM,(1,0) Mode , Below 2500MHz



LTE Band7, 5MHz bandwidth, 16QAM,(1,0) Mode , Below 2500MHz

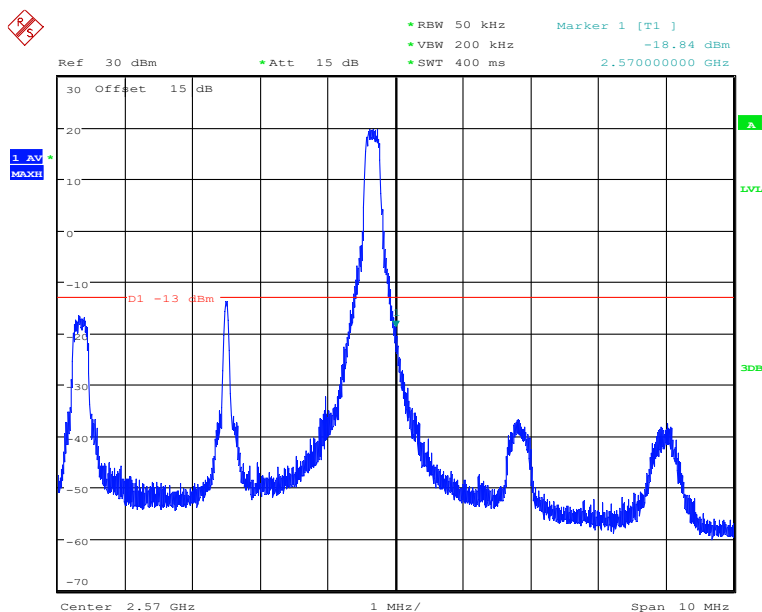


LTE Band7, 5MHz bandwidth, 16QAM,(25,0) Mode , Below 2500MHz



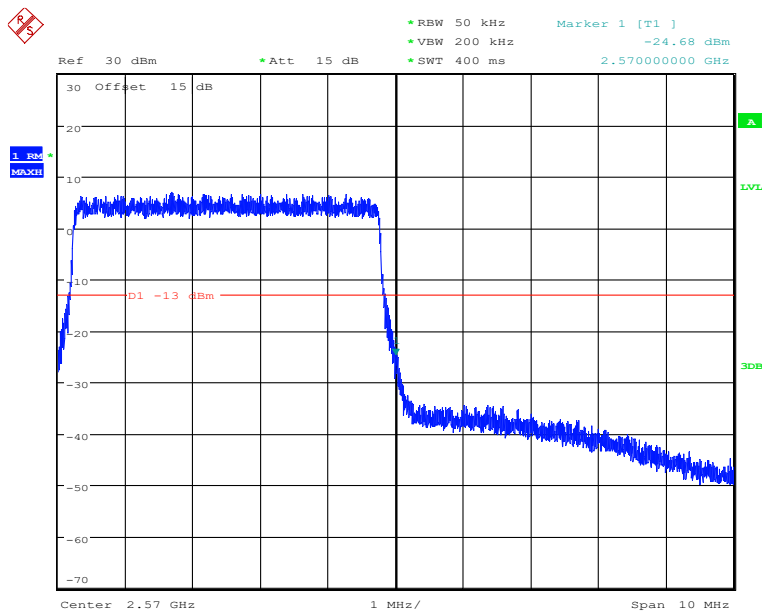
LTE Band7, 5MHz bandwidth, 16QAM,(25,0) Mode , Below 2500MHz

Report No.:B19W50598-WWAN_Rev1



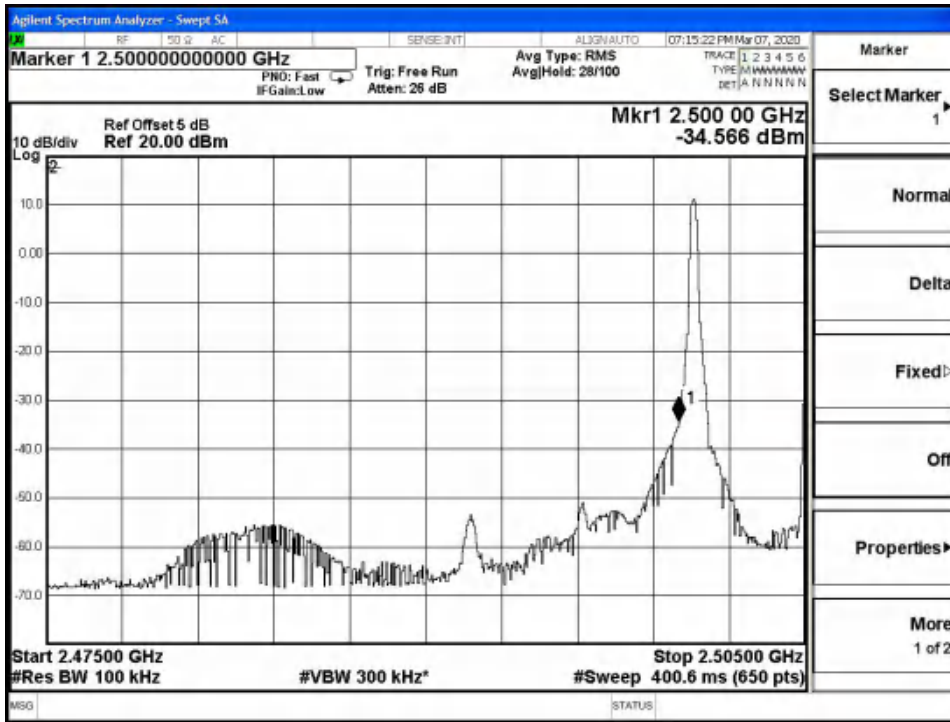
Date: 23.FEB.2020 05:44:12

LTE Band7, 5MHz bandwidth, 16QAM,(1,25) Mode, Above 2570MHz

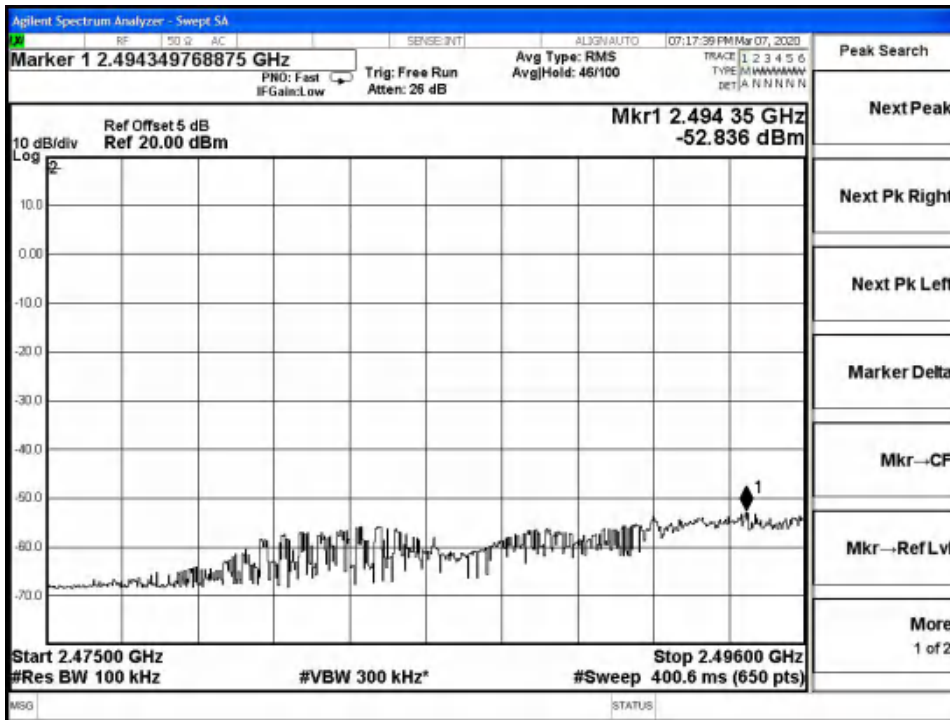


Date: 23.FEB.2020 05:43:00

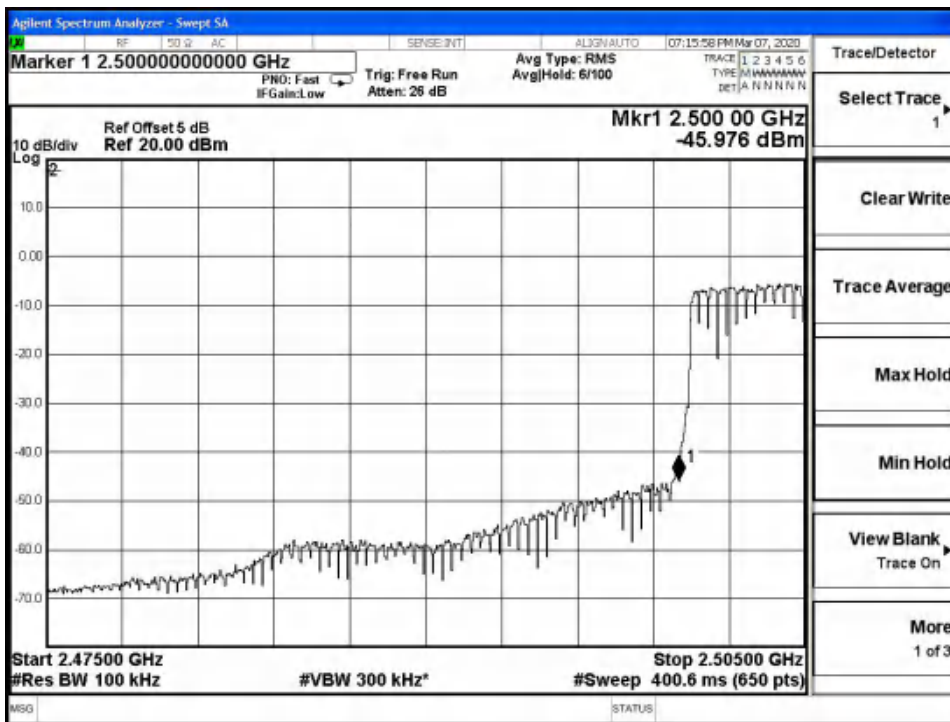
LTE Band7, 5MHz bandwidth, 16QAM,(25,0) Mode, Above 2570MHz



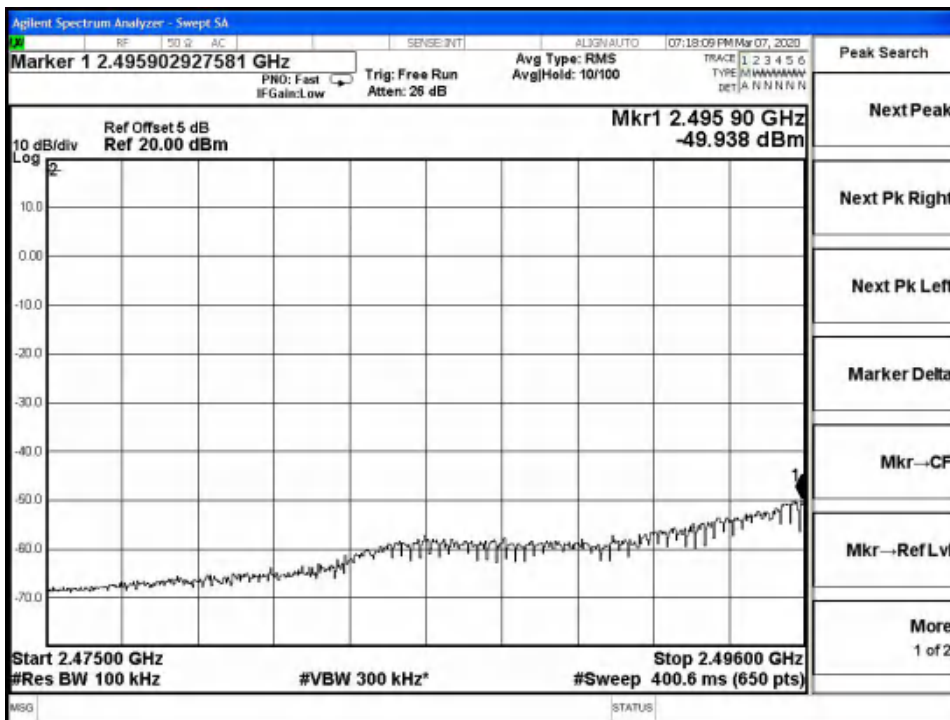
LTE Band7, 10MHz bandwidth, QPSK,(1,0) Mode , Below 2500MHz



LTE Band7, 10MHz bandwidth, QPSK,(1,0) Mode , Below 2500MHz

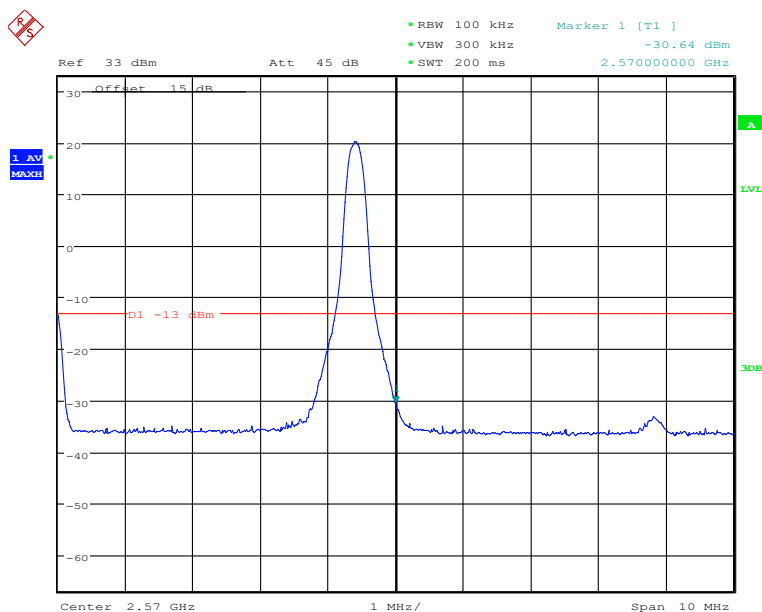


LTE Band7, 10MHz bandwidth, QPSK,(50,0) Mode , Below 2500MHz



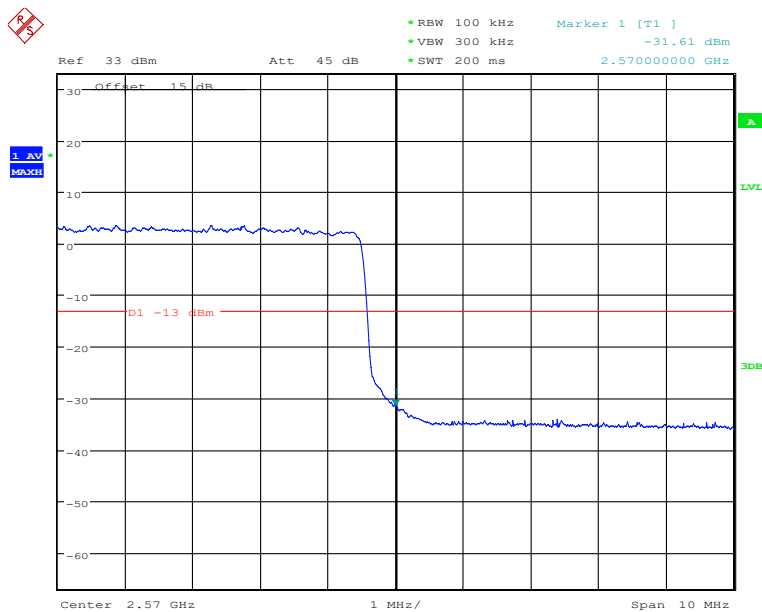
LTE Band7, 10MHz bandwidth, QPSK,(50,0) Mode , Below 2500MHz

Report No.:B19W50598-WWAN_Rev1



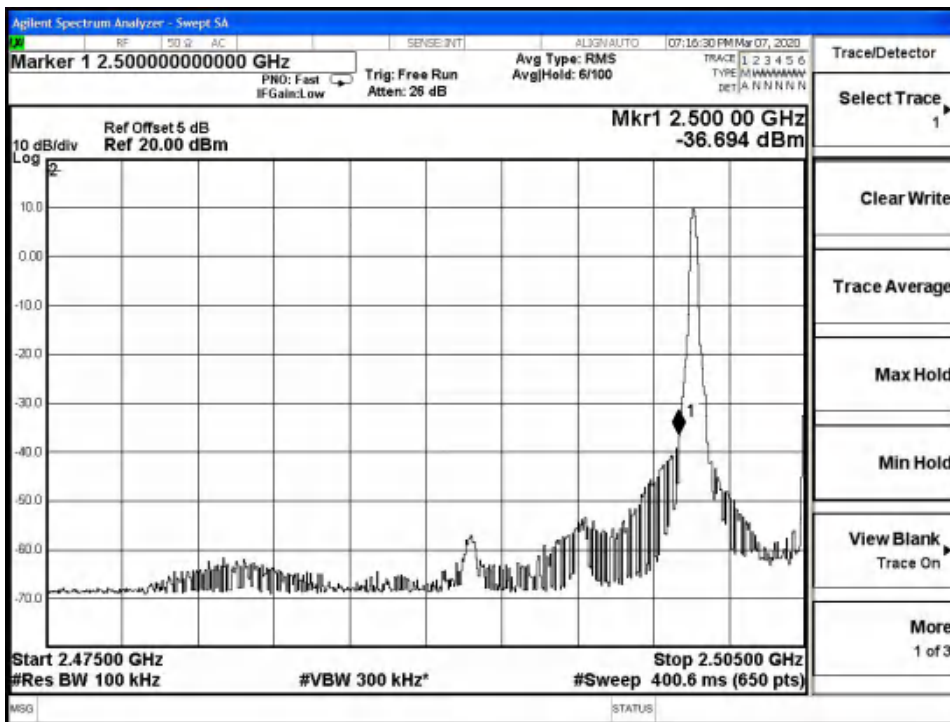
Date: 21.FEB.2020 08:56:06

LTE Band7, 10MHz bandwidth, QPSK,(1,50) Mode, Above 2570MHz

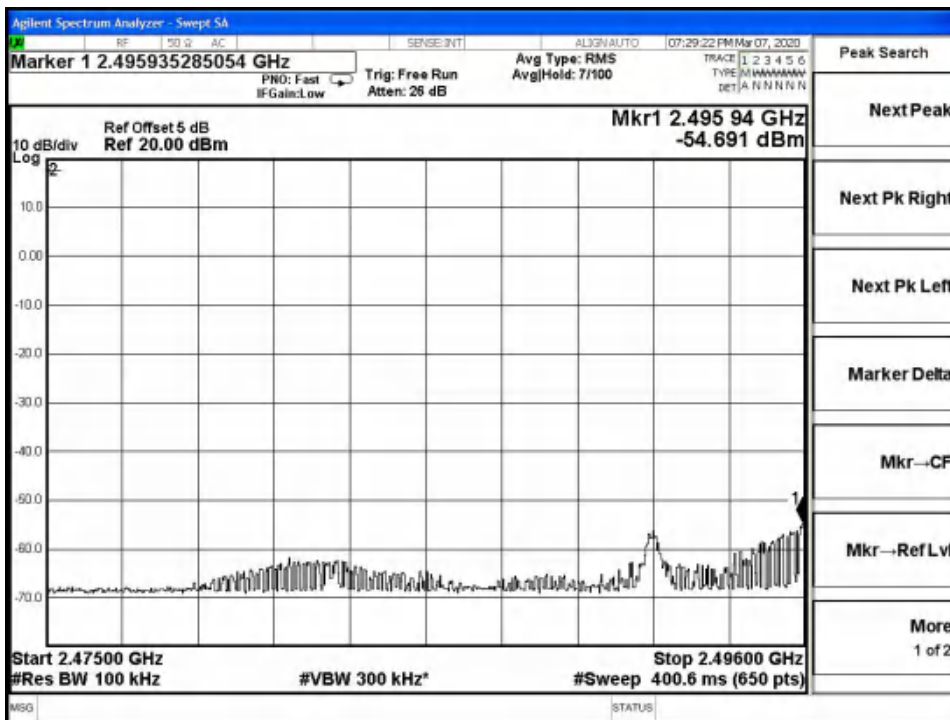


Date: 21.FEB.2020 08:55:22

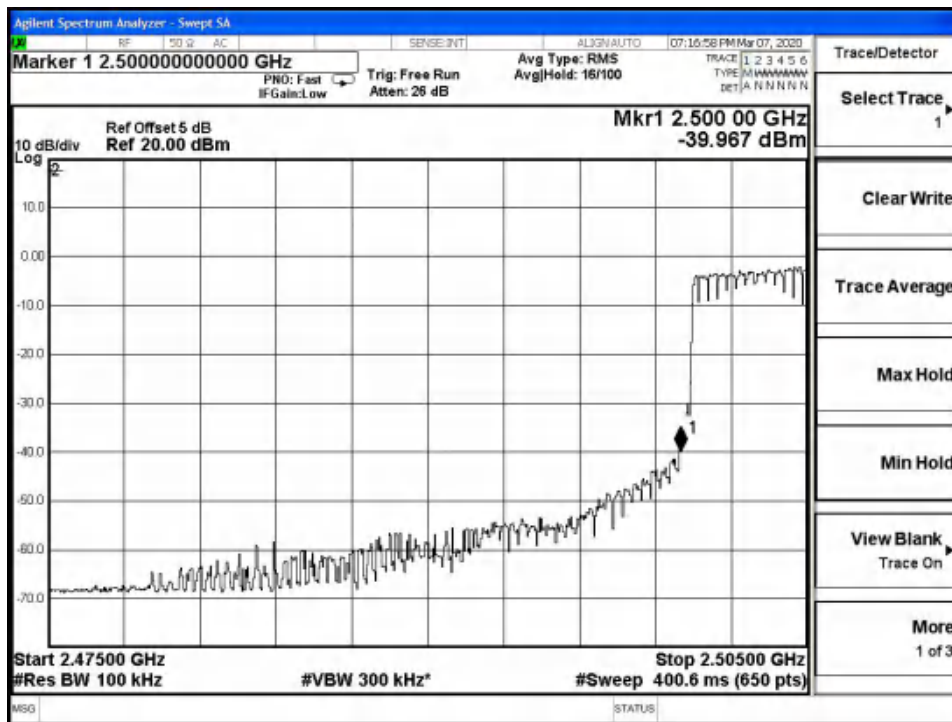
LTE Band7, 10MHz bandwidth, QPSK,(50,0) Mode, Above 2570MHz



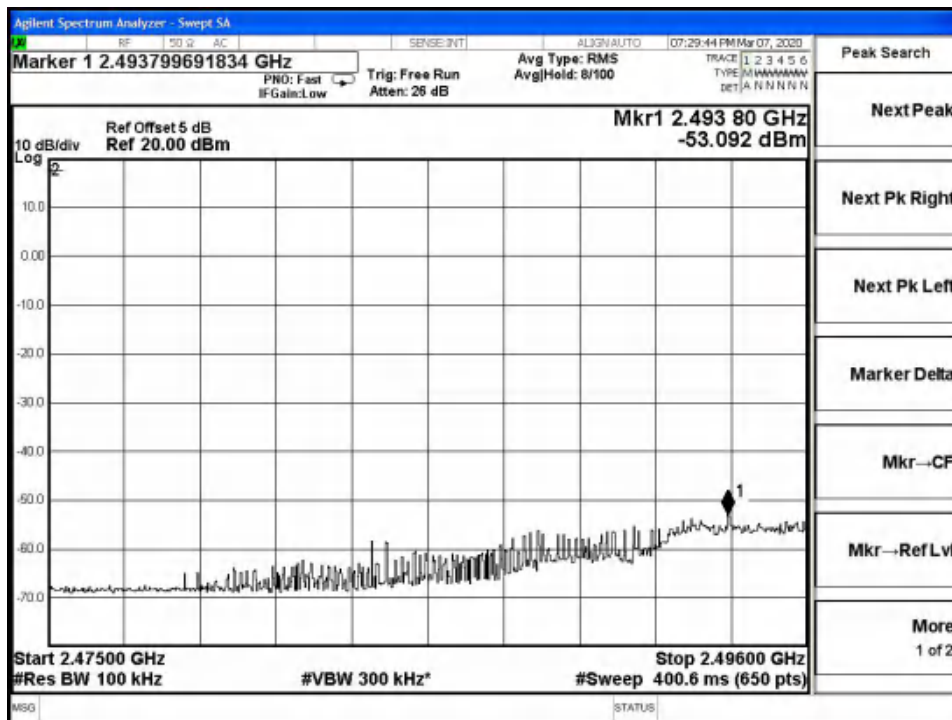
LTE Band7, 10MHz bandwidth, 16QAM,(1,0) Mode , Below 2500MHz



LTE Band7, 10MHz bandwidth, 16QAM,(1,0) Mode , Below 2500MHz

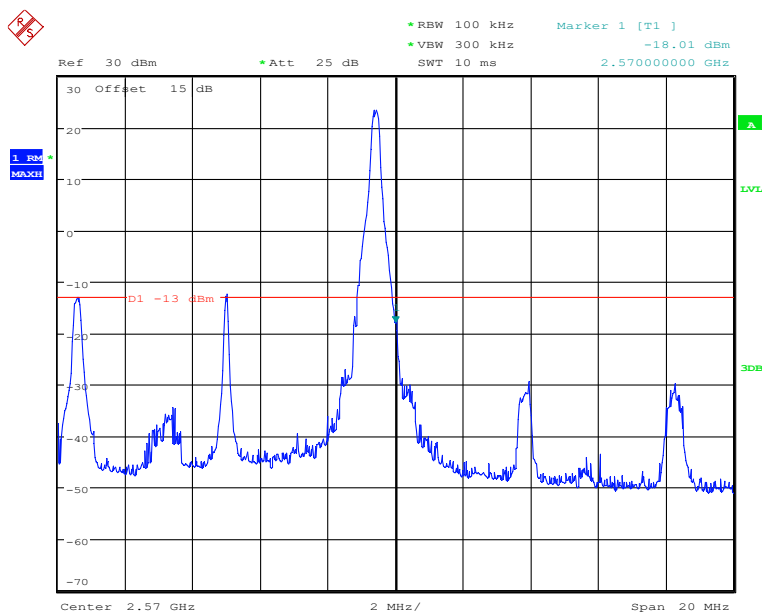


LTE Band7, 10MHz bandwidth, 16QAM,(25,0) Mode , Below 2500MHz



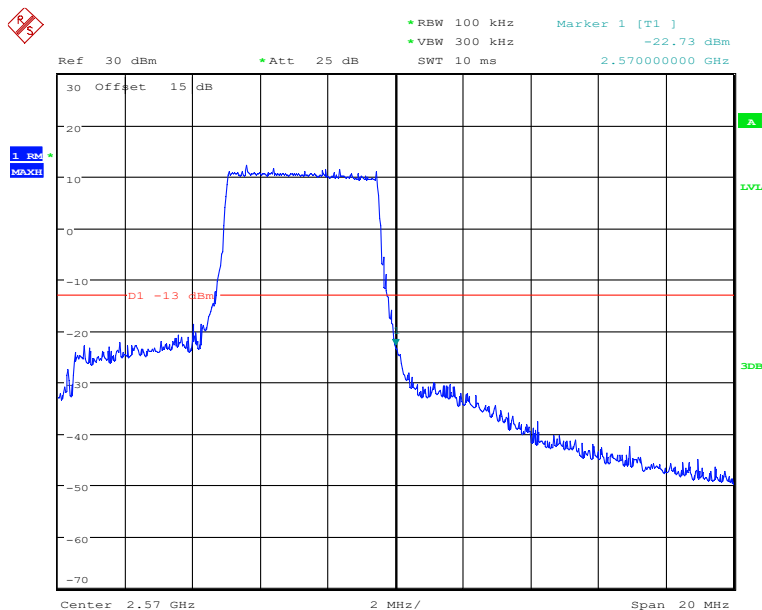
LTE Band7,10MHz bandwidth, 16QAM,(25,0) Mode , Below 2500MHz

Report No.:B19W50598-WWAN_Rev1



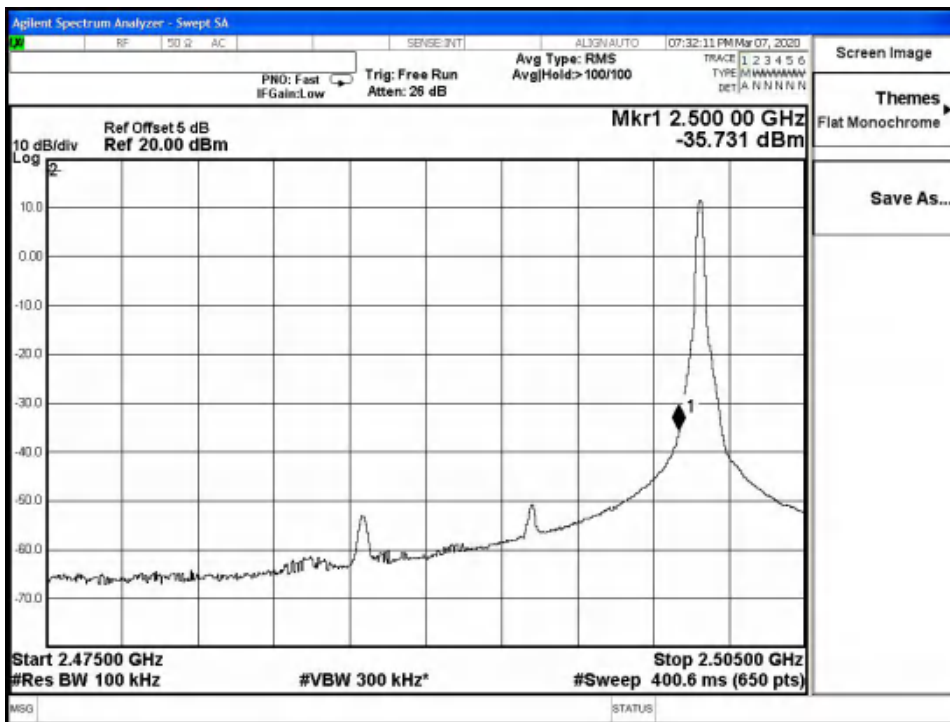
Date: 25.FEB.2020 01:13:04

LTE Band7, 10MHz bandwidth, 16QAM,(1,50) Mode, Above 2570MHz

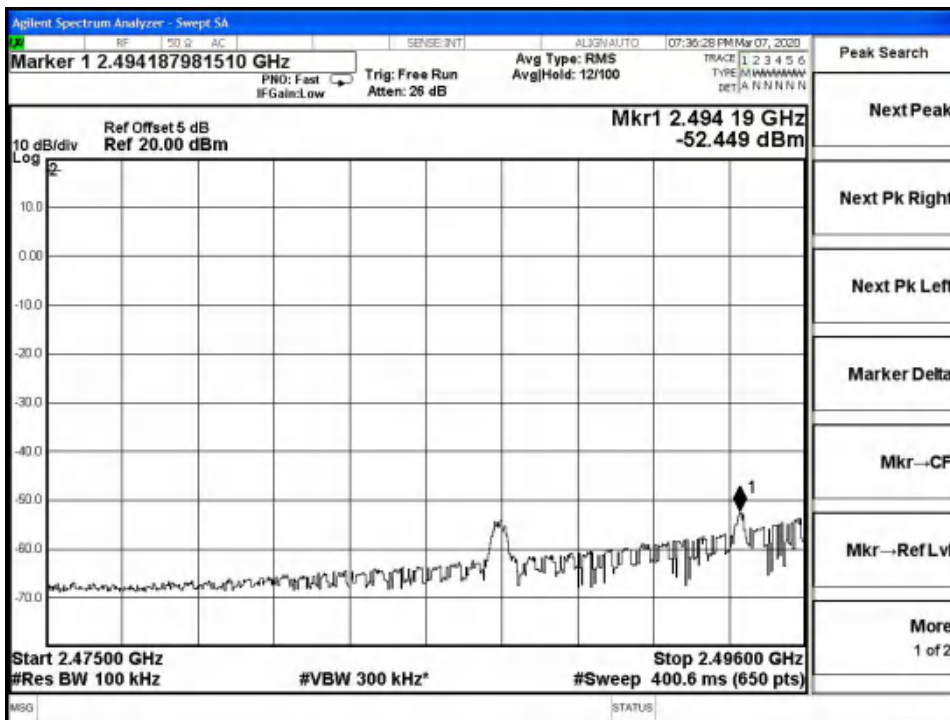


Date: 25.FEB.2020 01:12:40

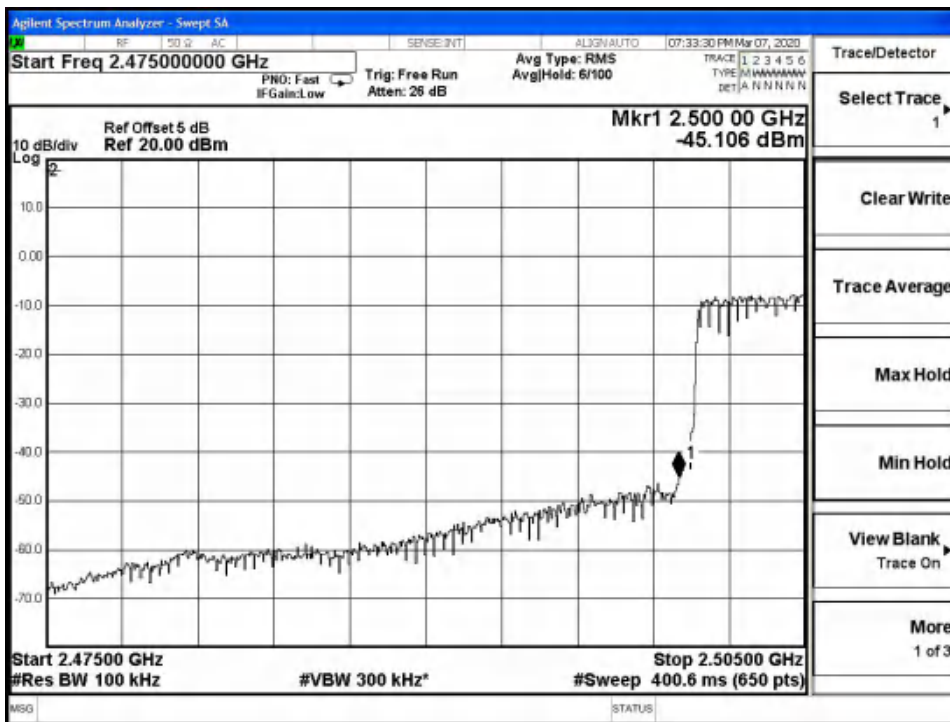
LTE Band7,10MHz bandwidth, 16QAM,(25,0) Mode, Above 2570MHz



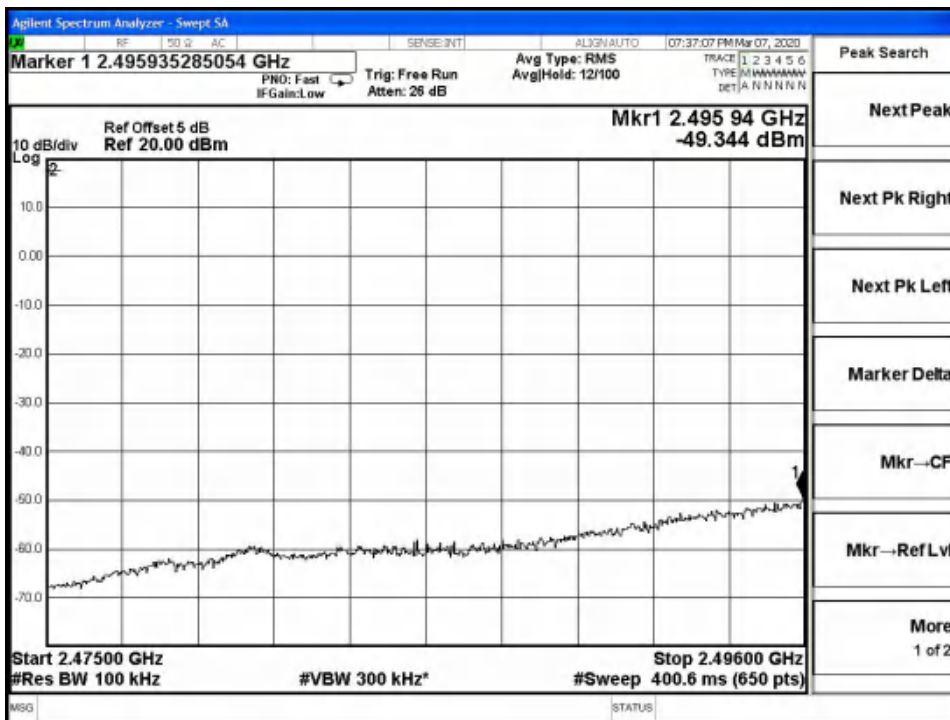
LTE Band7, 15MHz bandwidth, QPSK,(1,0) Mode , Below 2500MHz



LTE Band7, 15MHz bandwidth, QPSK,(1,0) Mode , Below 2500MHz

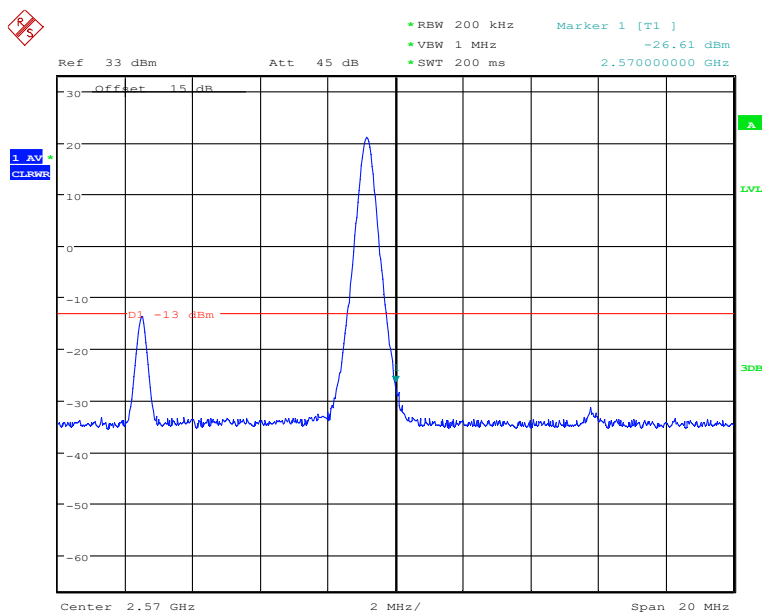


LTE Band7, 15MHz bandwidth, QPSK,(75,0) Mode , Below 2500MHz



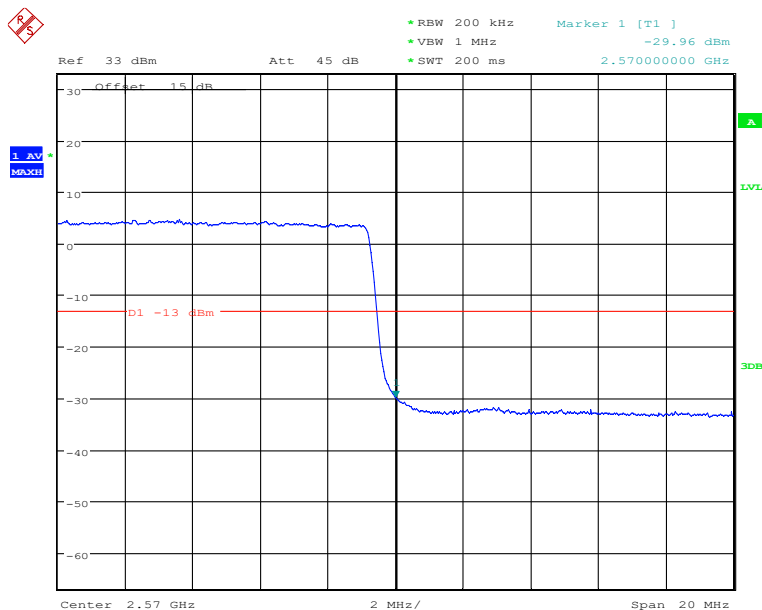
LTE Band7, 15MHz bandwidth, QPSK,(75,0) Mode , Below 2500MHz

Report No.:B19W50598-WWAN_Rev1



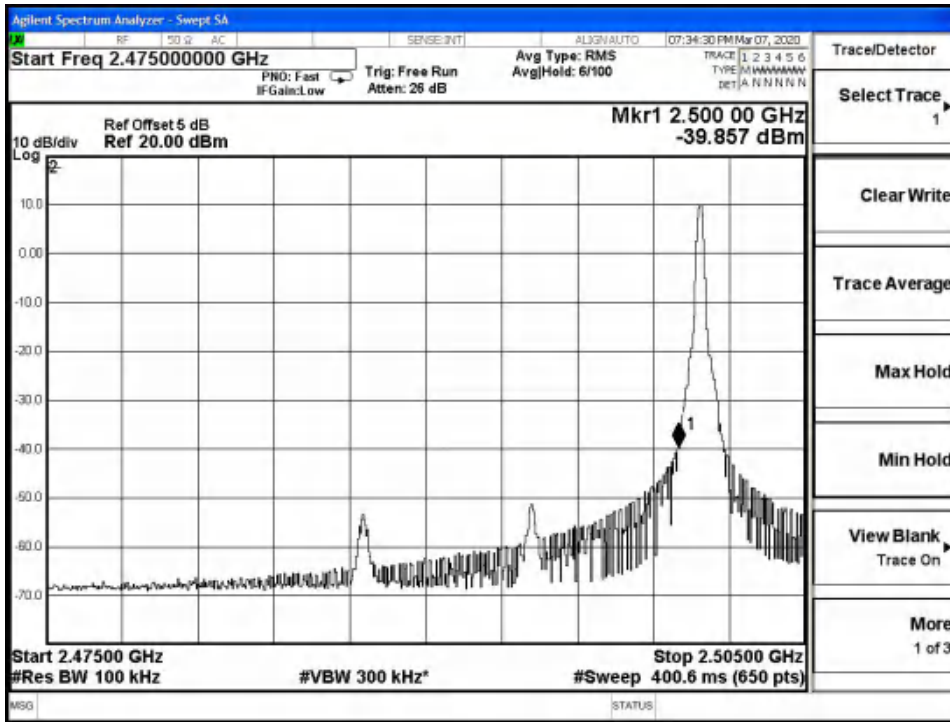
Date: 21.FEB.2020 09:08:36

LTE Band7, 15MHz bandwidth, QPSK,(1,75) Mode, Above 2570MHz

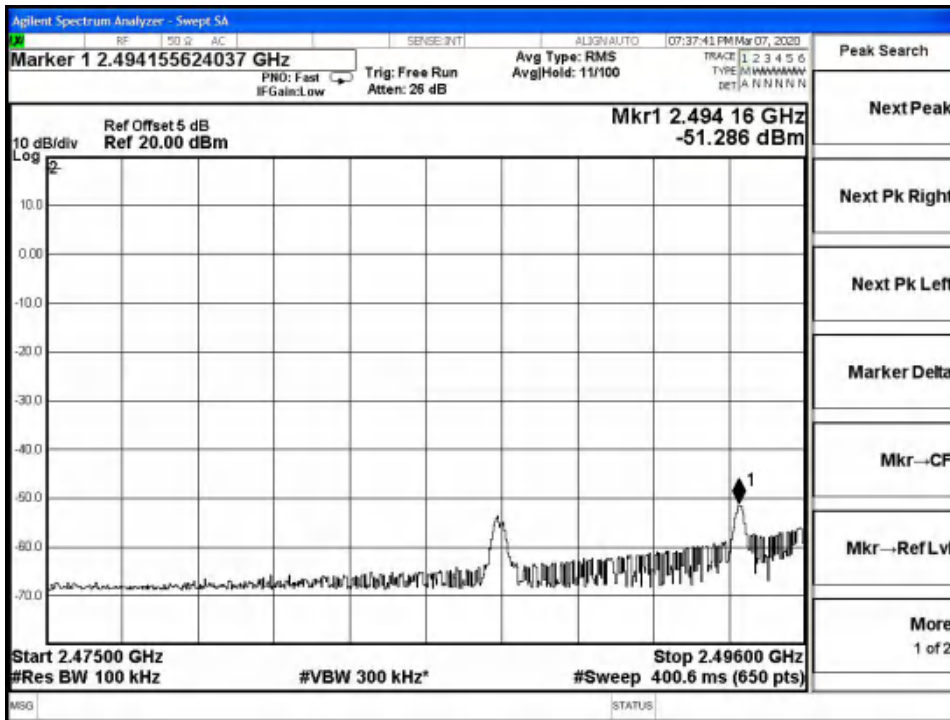


Date: 21.FEB.2020 09:07:42

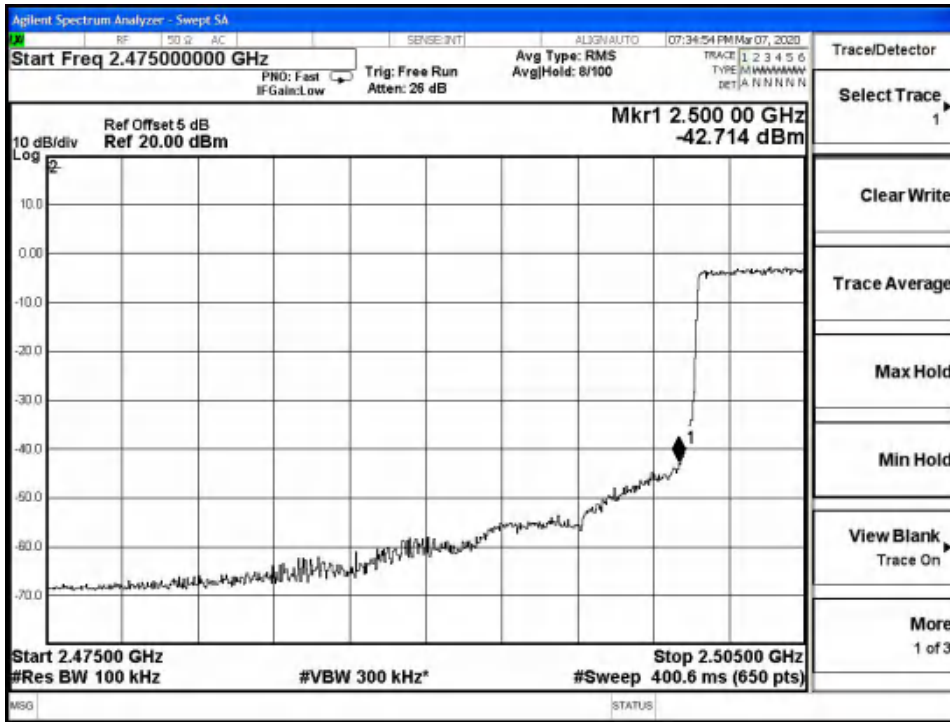
LTE Band7, 15MHz bandwidth, QPSK,(75,0) Mode, Above 2570MHz



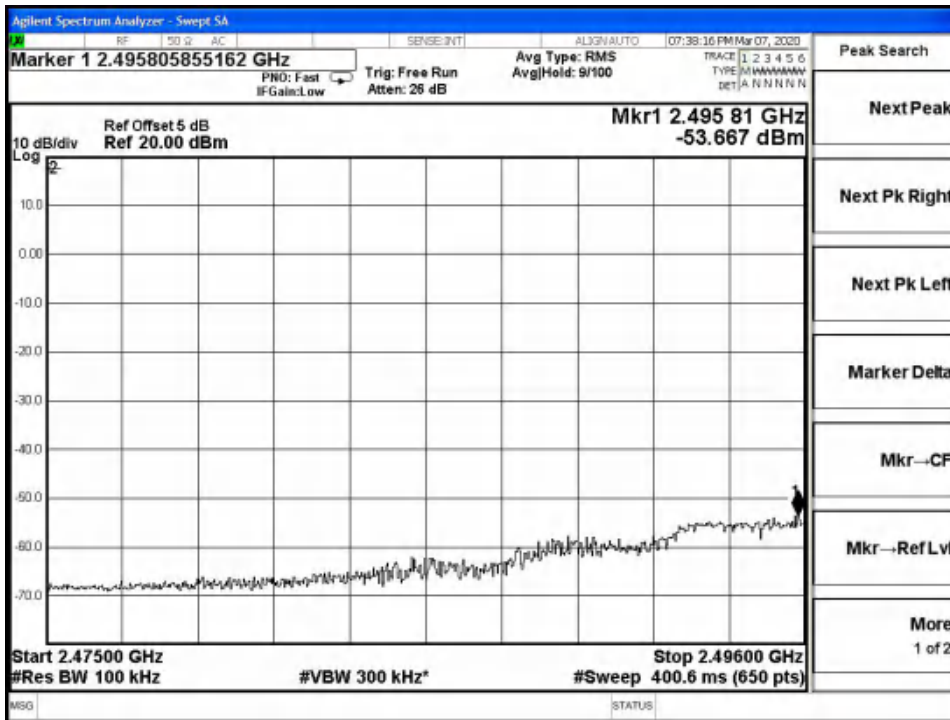
LTE Band7, 15MHz bandwidth, 16QAM,(1,0) Mode , Below 2500MHz



LTE Band7, 15MHz bandwidth, 16QAM,(1,0) Mode , Below 2500MHz

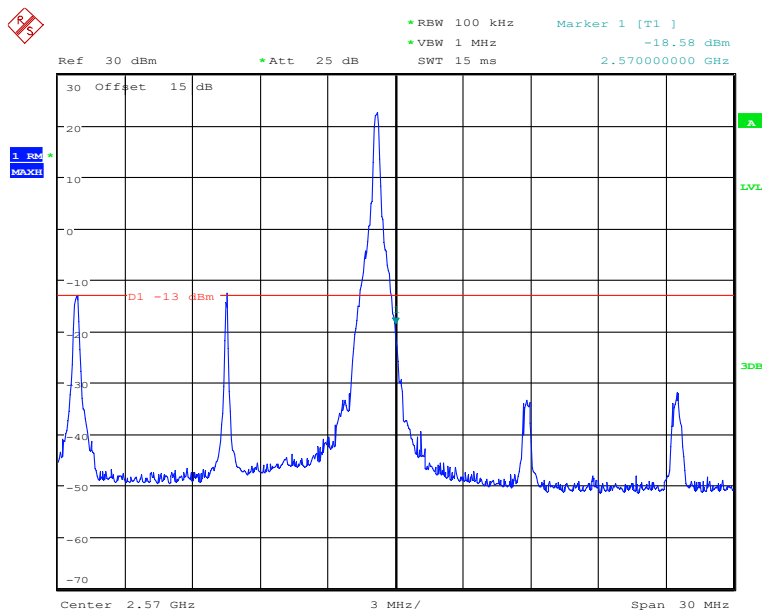


LTE Band7, 15MHz bandwidth, 16QAM,(25,0) Mode , Below 2500MHz



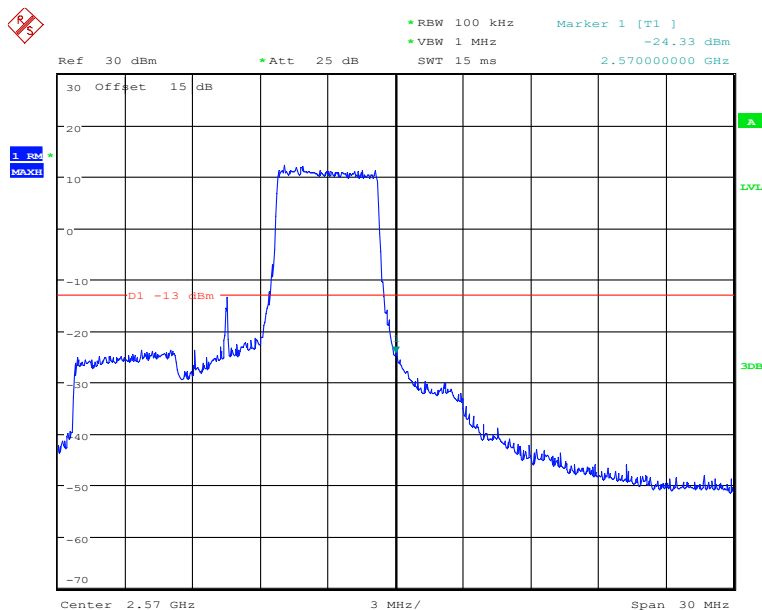
LTE Band7, 15MHz bandwidth, 16QAM,(25,0) Mode , Below 2500MHz

Report No.:B19W50598-WWAN_Rev1



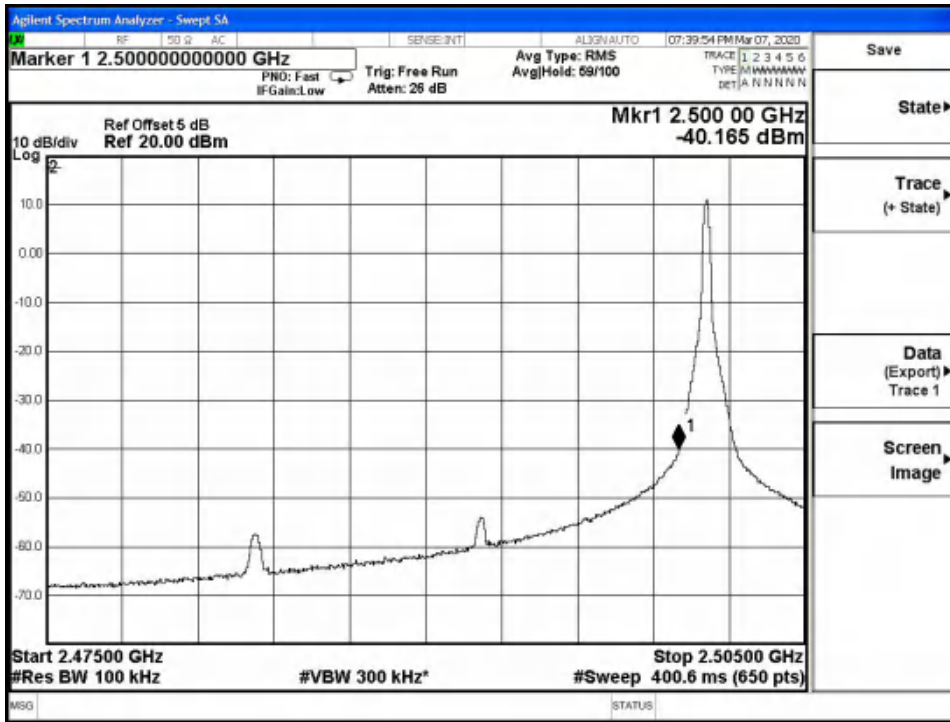
Date: 25.FEB.2020 01:14:45

LTE Band7, 15MHz bandwidth, 16QAM,(1,75) Mode, Above 2570MHz

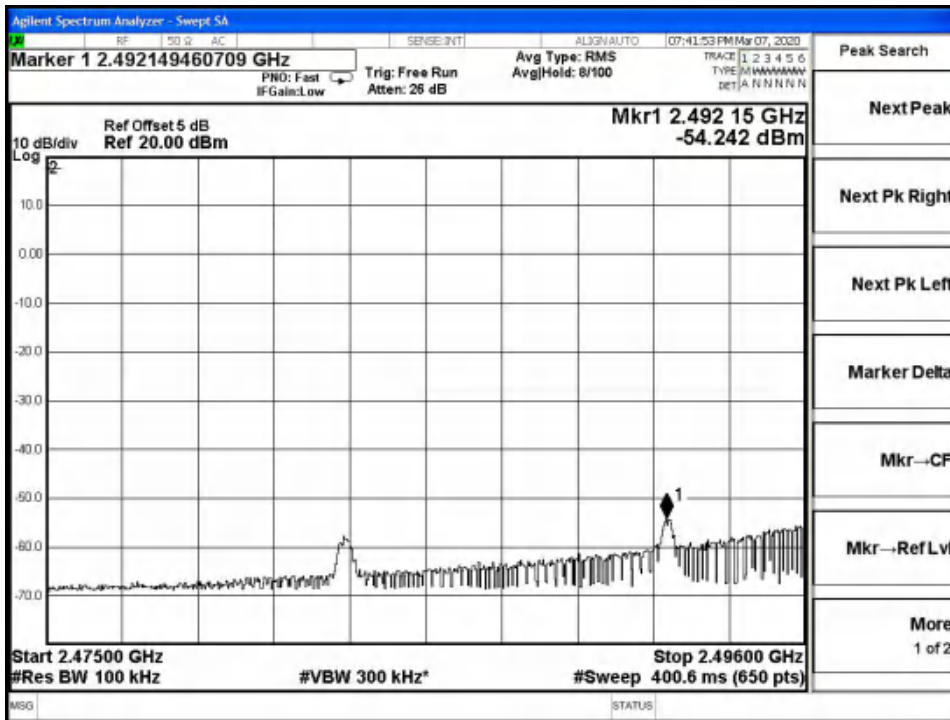


Date: 25.FEB.2020 01:15:16

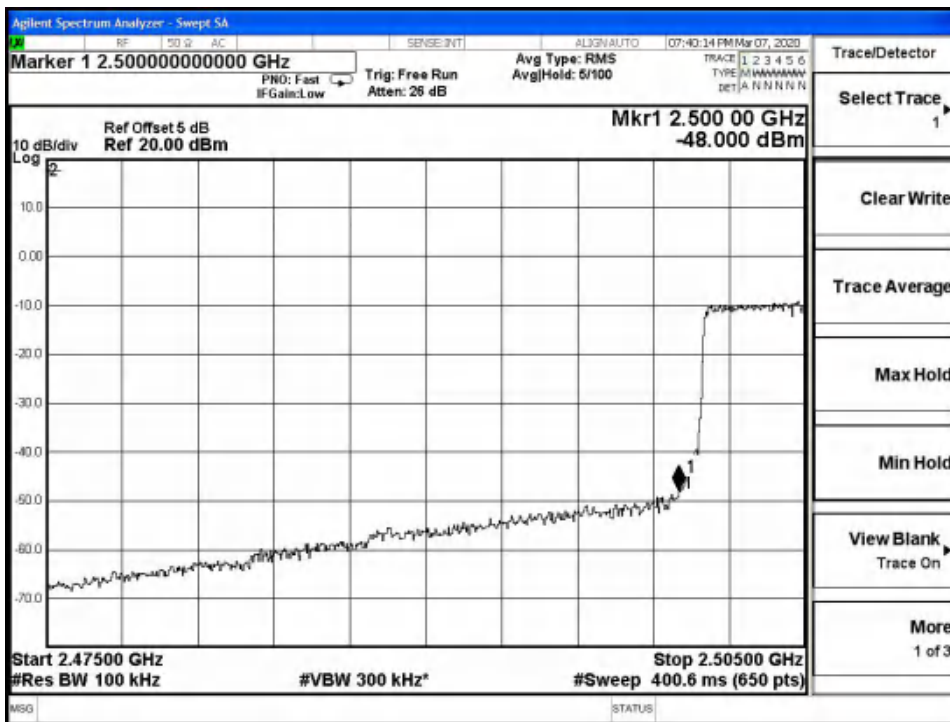
LTE Band7, 15MHz bandwidth, 16QAM,(25,0) Mode, Above 2570MHz



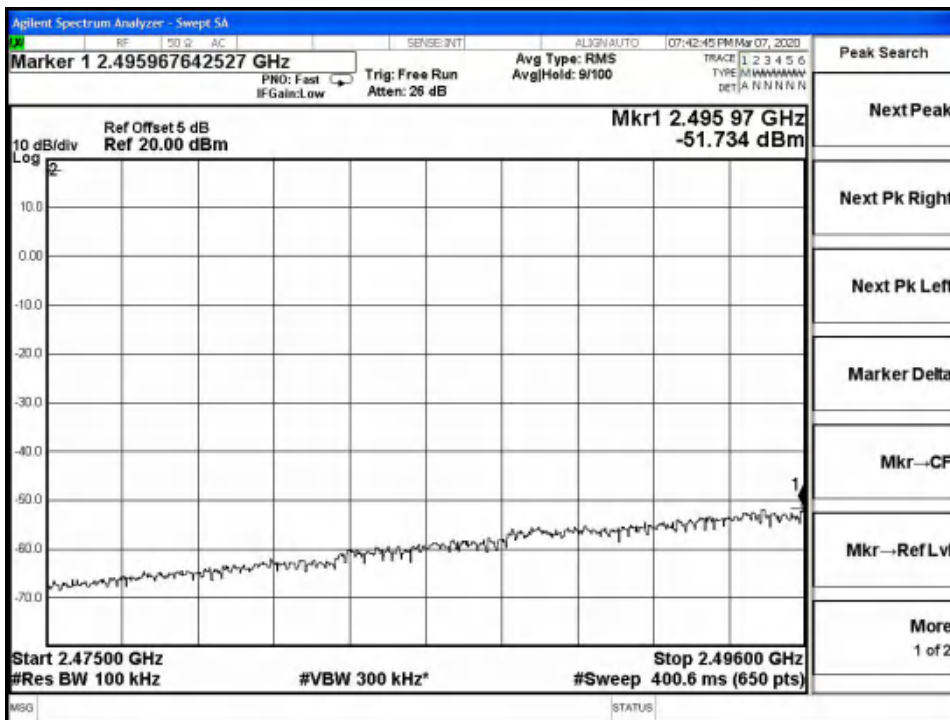
LTE Band7, 20MHz bandwidth, QPSK,(1,0) Mode , Below 2500MHz



LTE Band7, 20MHz bandwidth, QPSK,(1,0) Mode , Below 2500MHz

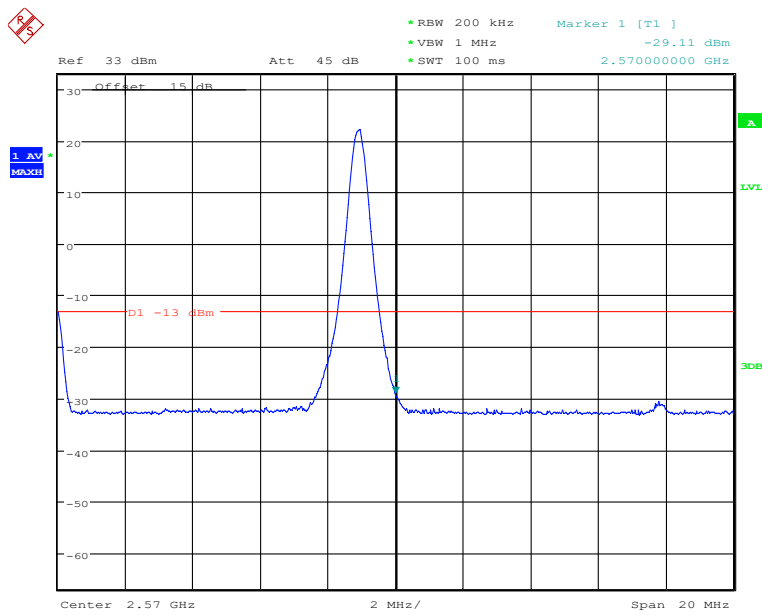


LTE Band7, 20MHz bandwidth, QPSK,(100,0) Mode , Below 2500MHz



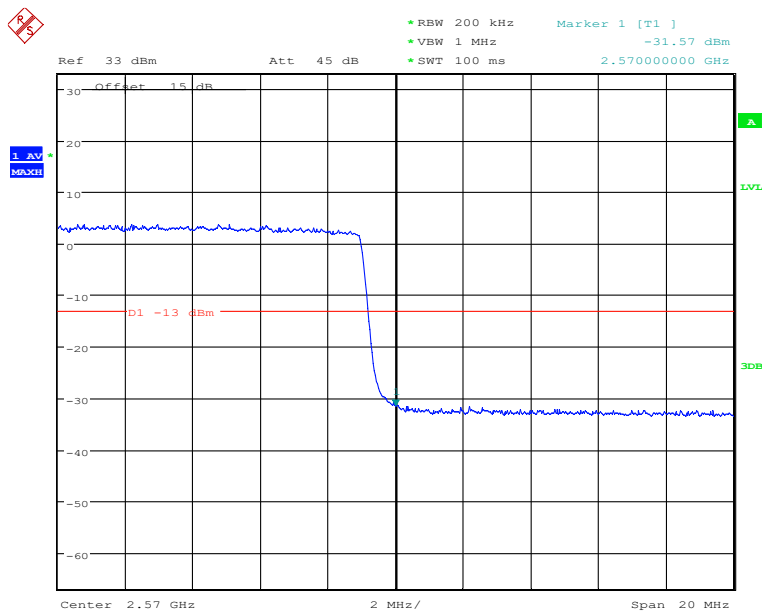
LTE Band7, 20MHz bandwidth, QPSK,(100,0) Mode , Below 2500MHz

Report No.:B19W50598-WWAN_Rev1



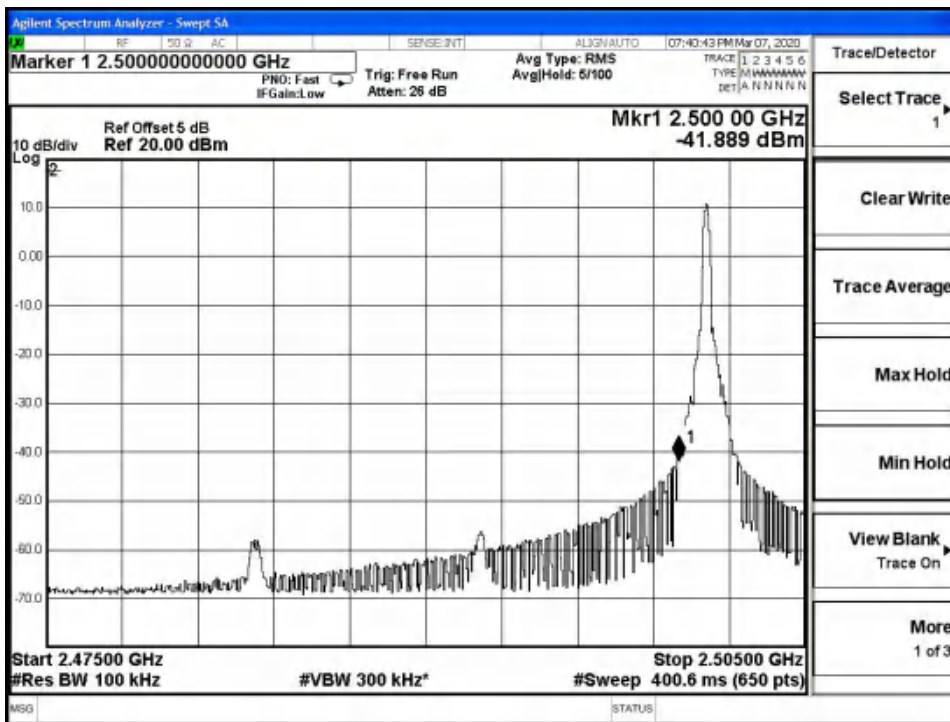
Date: 21.FEB.2020 09:15:10

LTE Band7, 20MHz bandwidth, QPSK,(1,100) Mode, Above 2570MHz

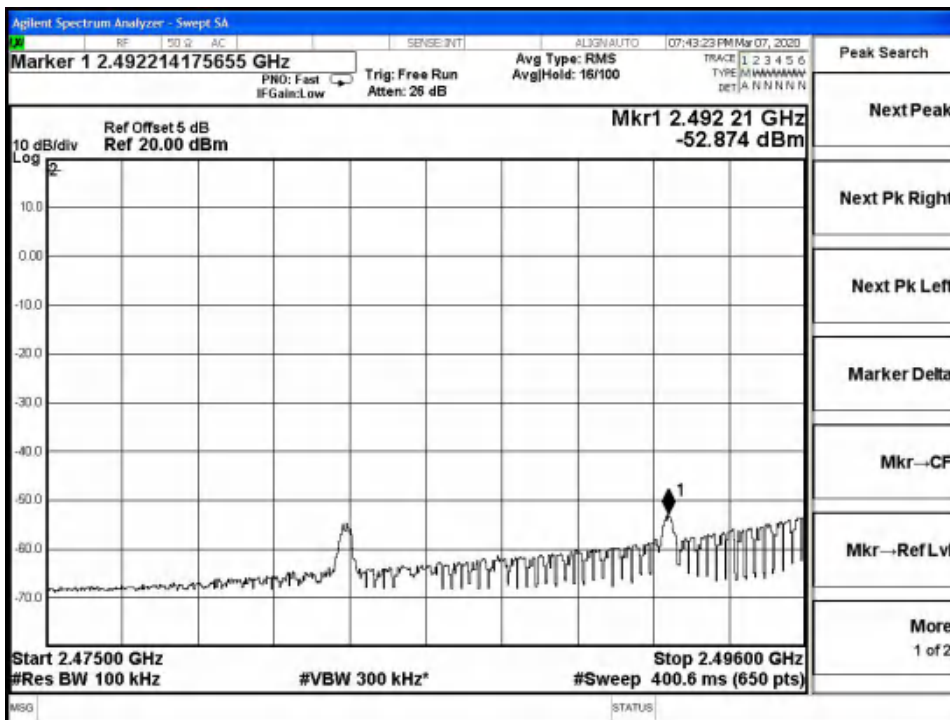


Date: 21.FEB.2020 09:15:30

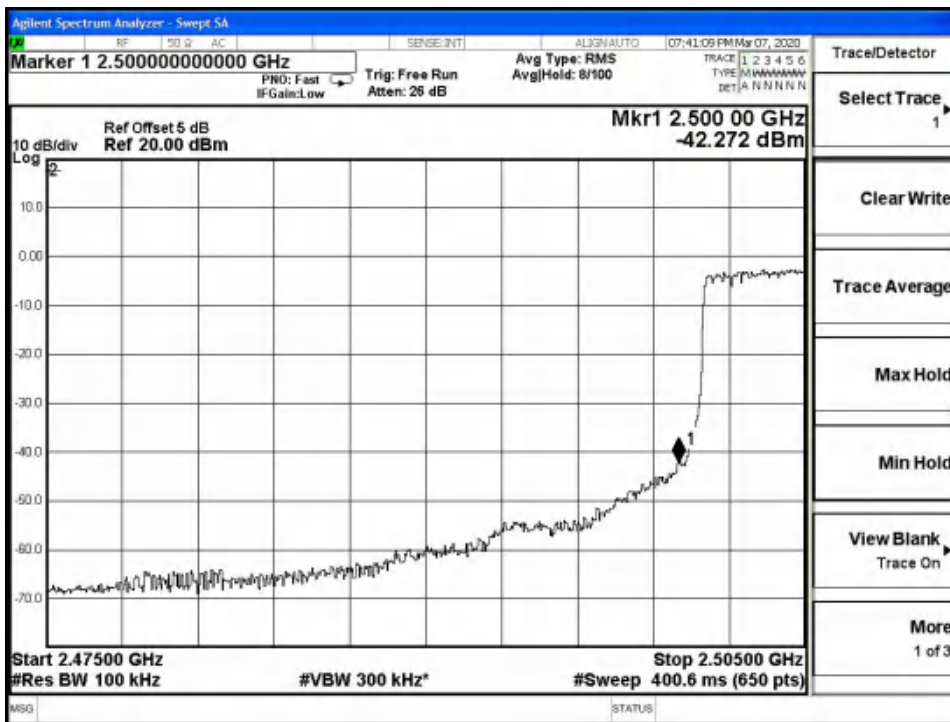
LTE Band7, 20MHz bandwidth, QPSK,(100,0) Mode, Above 2570MHz



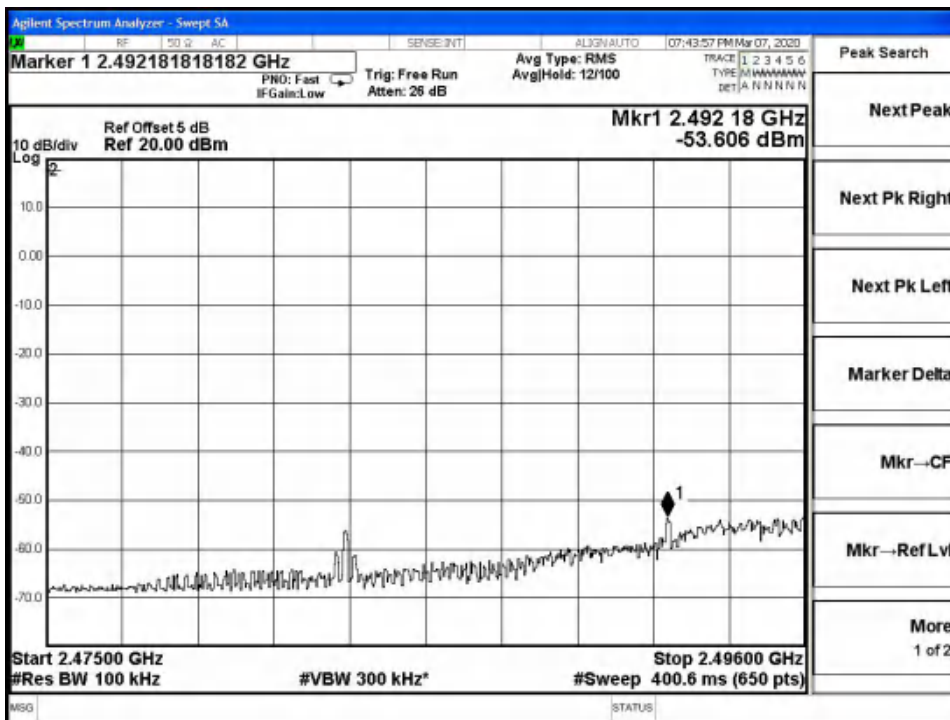
LTE Band7, 20MHz bandwidth, 16QAM,(1,0) Mode , Below 2500MHz



LTE Band7, 20MHz bandwidth, 16QAM,(1,0) Mode , Below 2500MHz

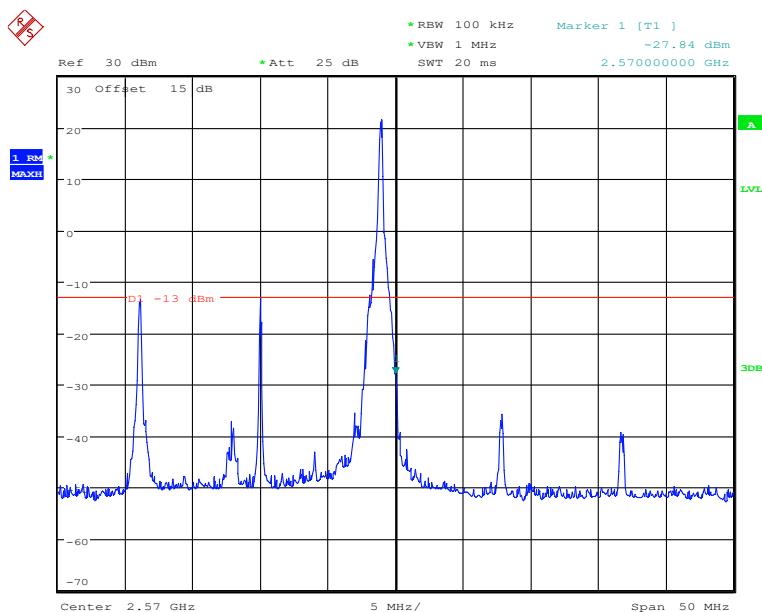


LTE Band7, 20MHz bandwidth, 16QAM,(25,0) Mode , Below 2500MHz



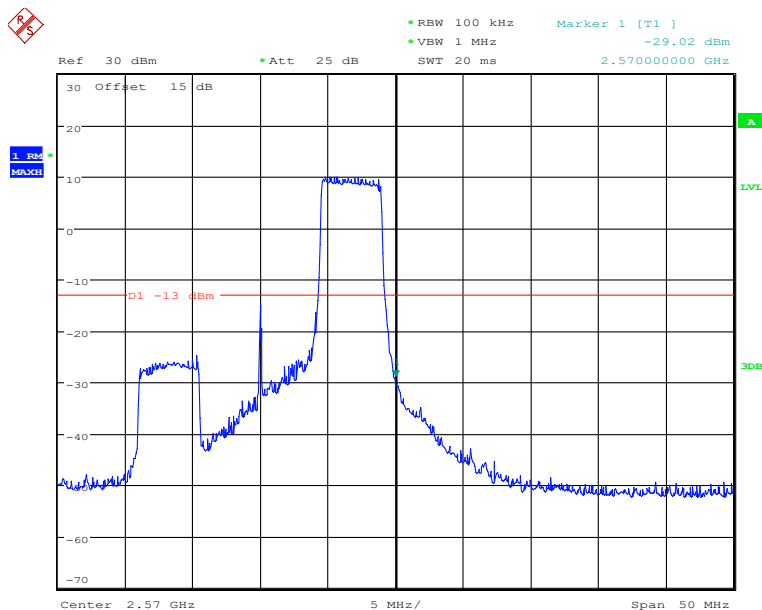
LTE Band7, 20MHz bandwidth, 16QAM,(25,0) Mode , Below 2500MHz

Report No.:B19W50598-WWAN_Rev1



Date: 25.FEB.2020 01:19:22

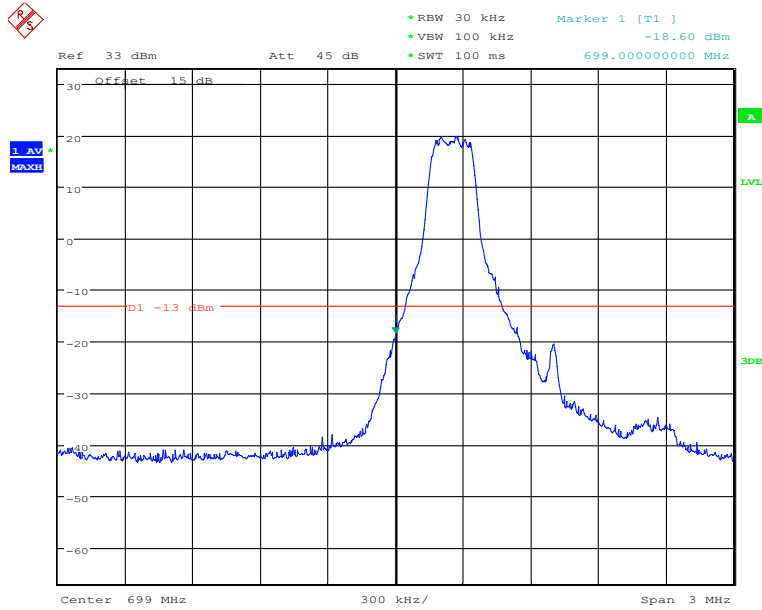
LTE Band7, 20MHz bandwidth, 16QAM,(1,100) Mode, Above 2570MHz



Date: 25.FEB.2020 01:19:03

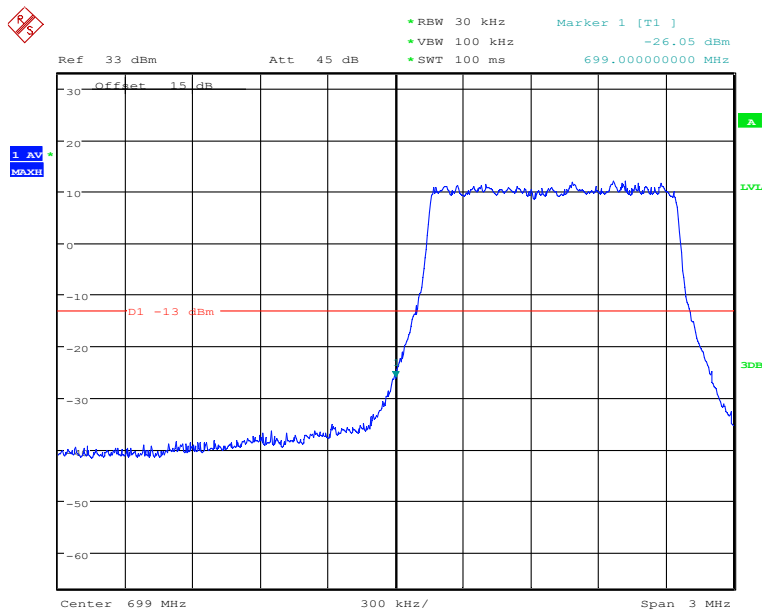
LTE Band7, 20MHz bandwidth, 16QAM,(25,0) Mode, Above 2570MHz

5.5.7 LTE B12 Band Edge Results



Date: 21.FEB.2020 09:19:58

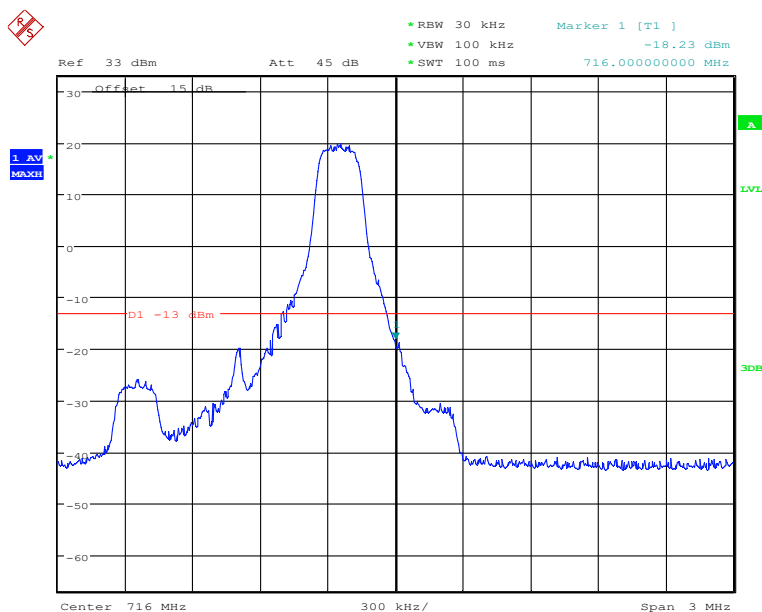
LTE Band12, 1.4MHz bandwidth, QPSK,(1,0) Mode , Below 698MHz



Date: 21.FEB.2020 09:20:34

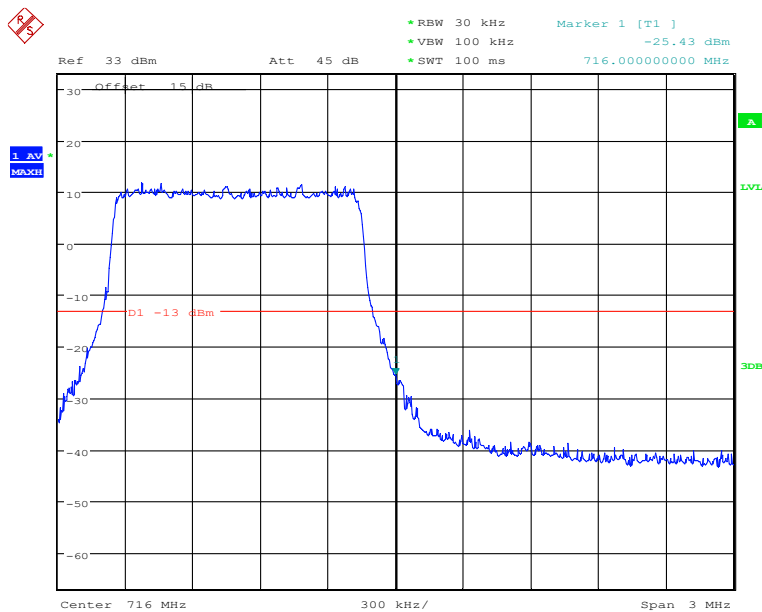
LTE Band12, 1.4MHz bandwidth, QPSK,(6,0) Mode , Below 698MHz

Report No.:B19W50598-WWAN_Rev1



Date: 21.FEB.2020 09:21:53

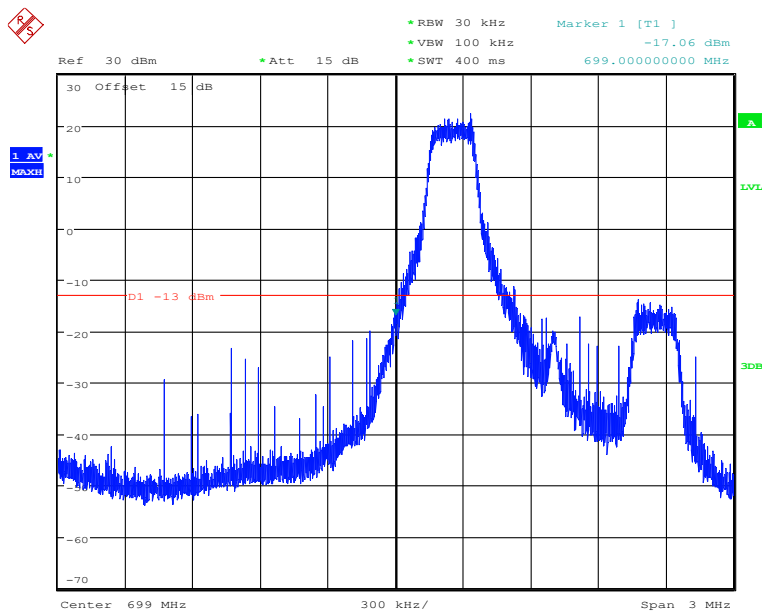
LTE Band12, 1.4MHz bandwidth, QPSK,(1,6) Mode, Above 716MHz



Date: 21.FEB.2020 09:22:14

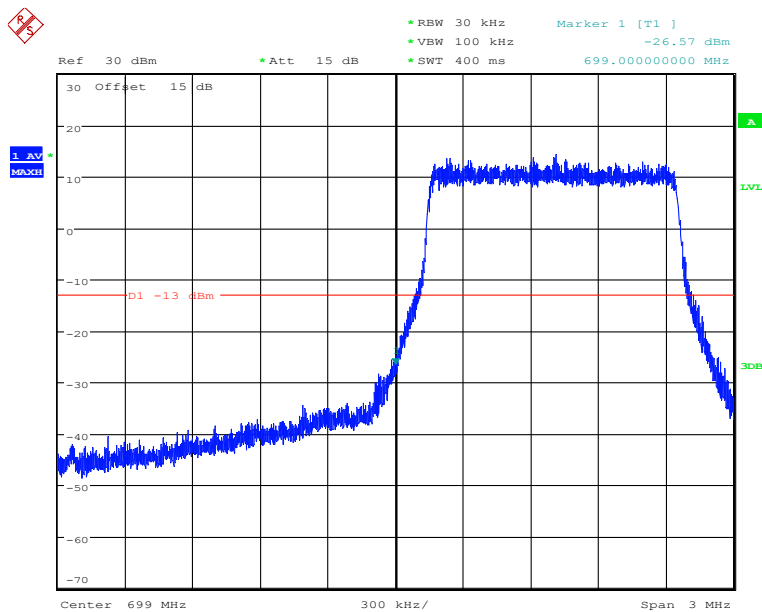
LTE Band12, 1.4MHz bandwidth, QPSK,(6,0) Mode, Above 716MHz

Report No.:B19W50598-WWAN_Rev1



Date: 23.FEB.2020 05:48:17

LTE Band12, 1.4MHz bandwidth, 16QAM,(1,0) Mode , Below 698MHz



Date: 23.FEB.2020 05:47:23

LTE Band12, 1.4MHz bandwidth, 16QAM,(6,0) Mode , Below 698MHz