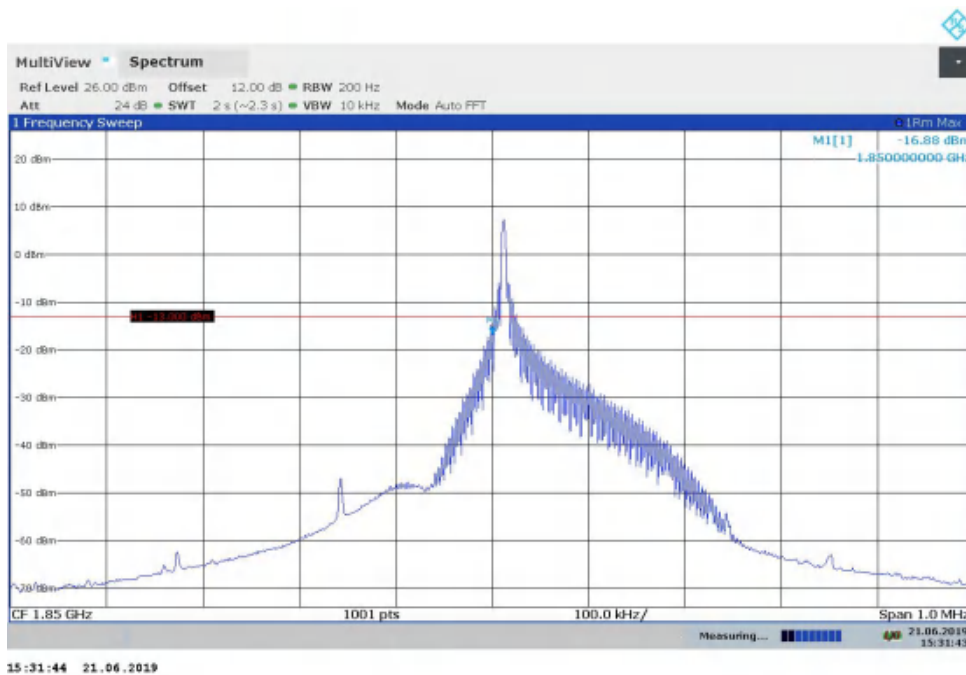


Test Method:

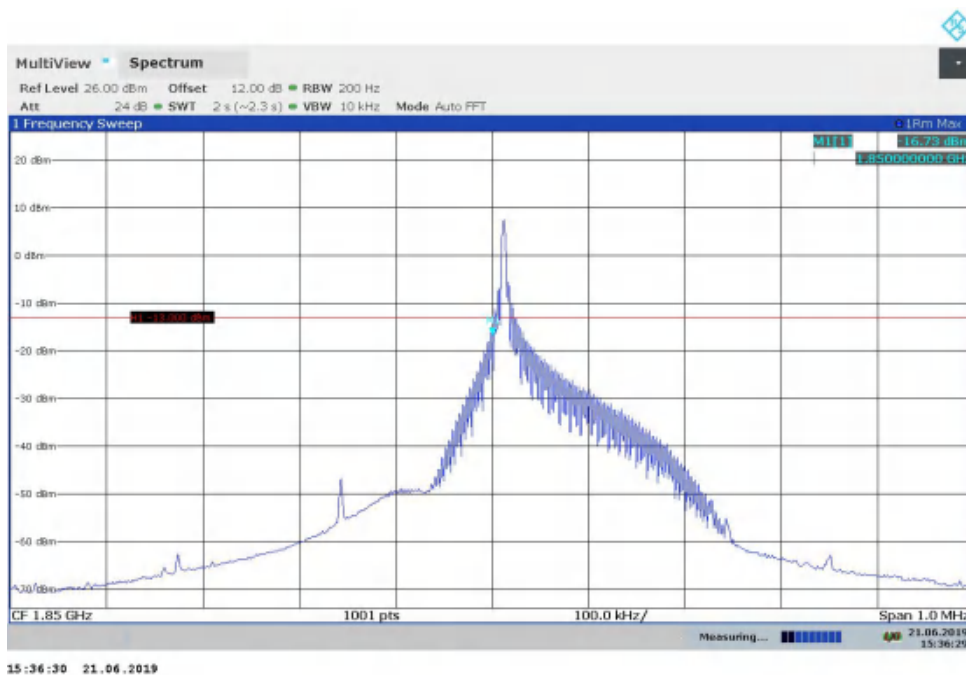
- 1) The EUT was coupled to the EMI test receiver analyzer mode and the base station simulator through a power divider. The loss of the cables the test system is calibrated to correct the readings.
- 2) The spectrum analyzer was set to Average Detector function and Maximum hold mode.
- 3) The resolution Bandwidth of the spectrum analyzer is slightly greater than 30kHz For band12 and band13 . The resolution bandwidth of the spectrum analyzer is slightly greater than 1% of the transmission bandwidth of 26dB For other bands.

Note: Only worst case mode of in-band result is given below.

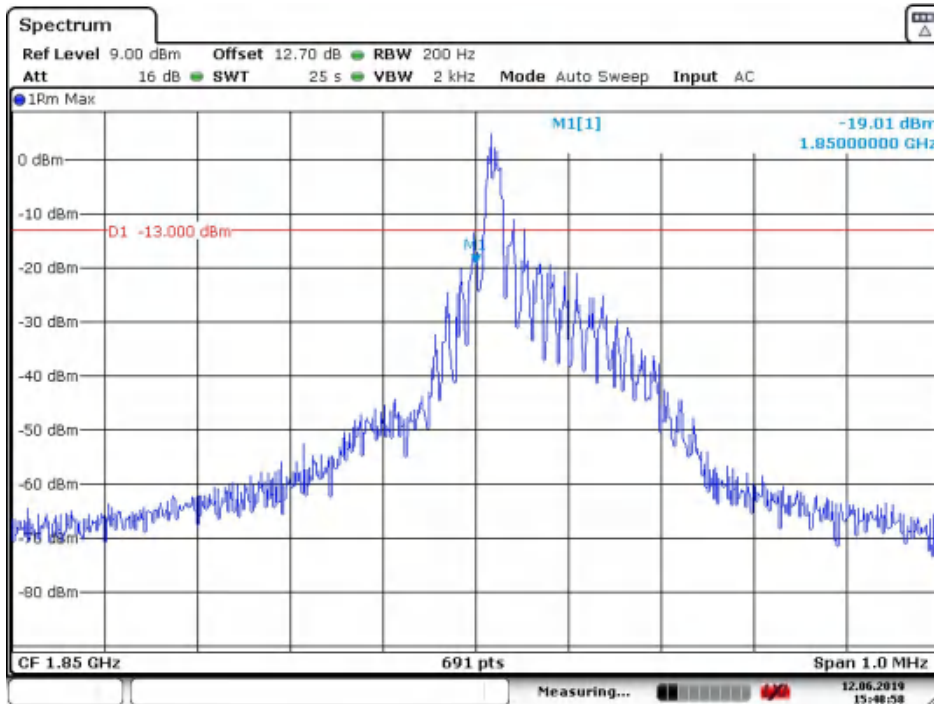
5.5.1 NB-IoT Band 2 Edge Results



Low Channel, Subcarrier (3.75kHz), QPSK, 1@0

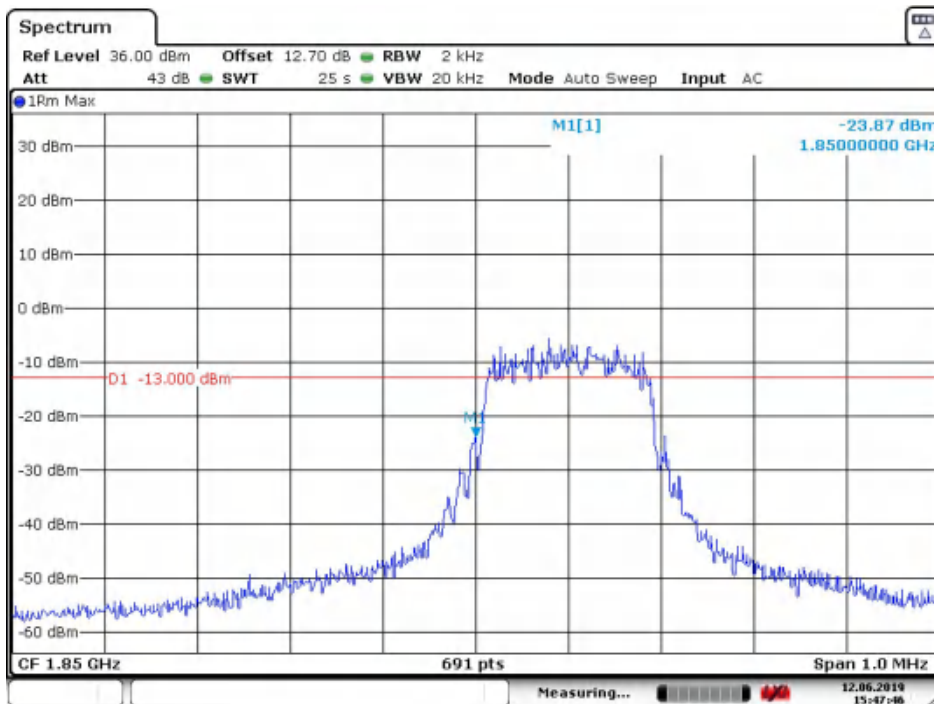


Low Channel, Subcarrier (3.75kHz), BPSK, 1@0



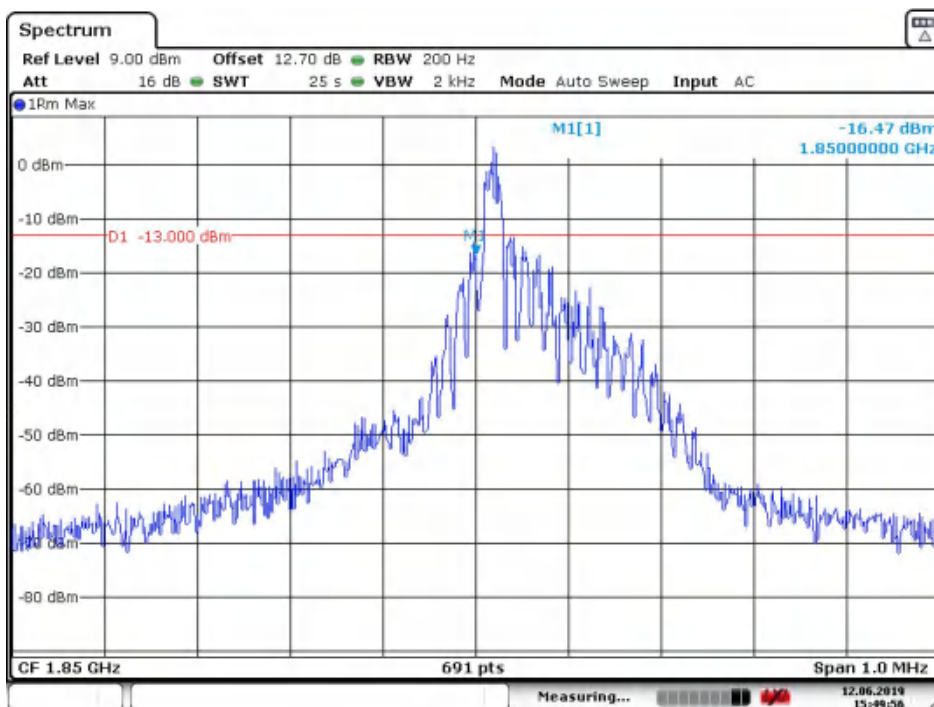
Date: 12 JUN.2019 15:48:58

Low Channel, Subcarrier (15kHz), QPSK, 1@0



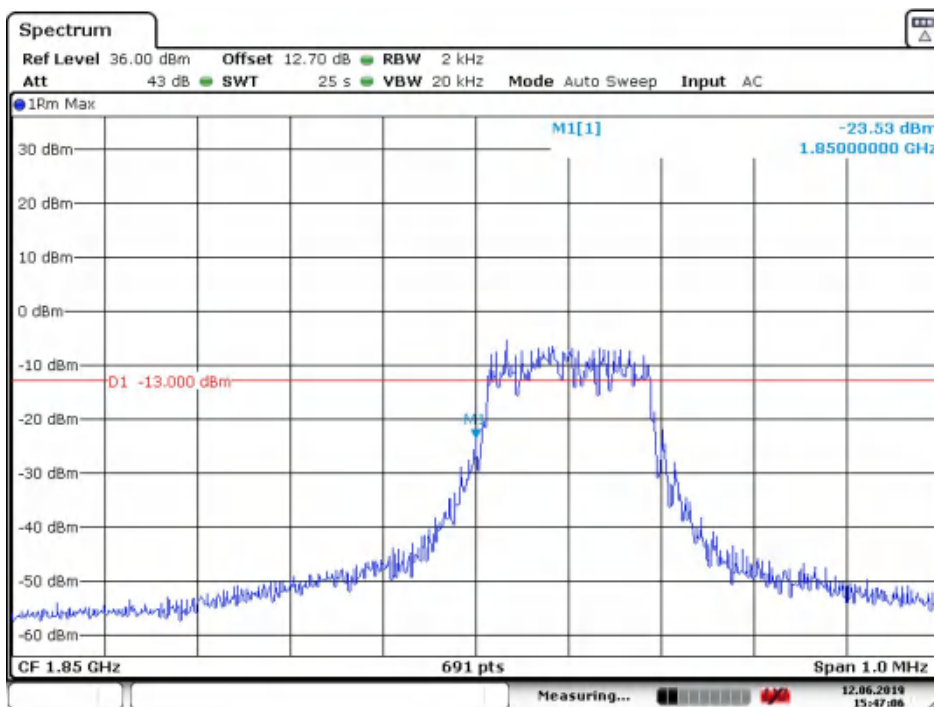
Date: 12 JUN.2019 15:47:47

Low Channel, Subcarrier (15kHz), QPSK, 12@0



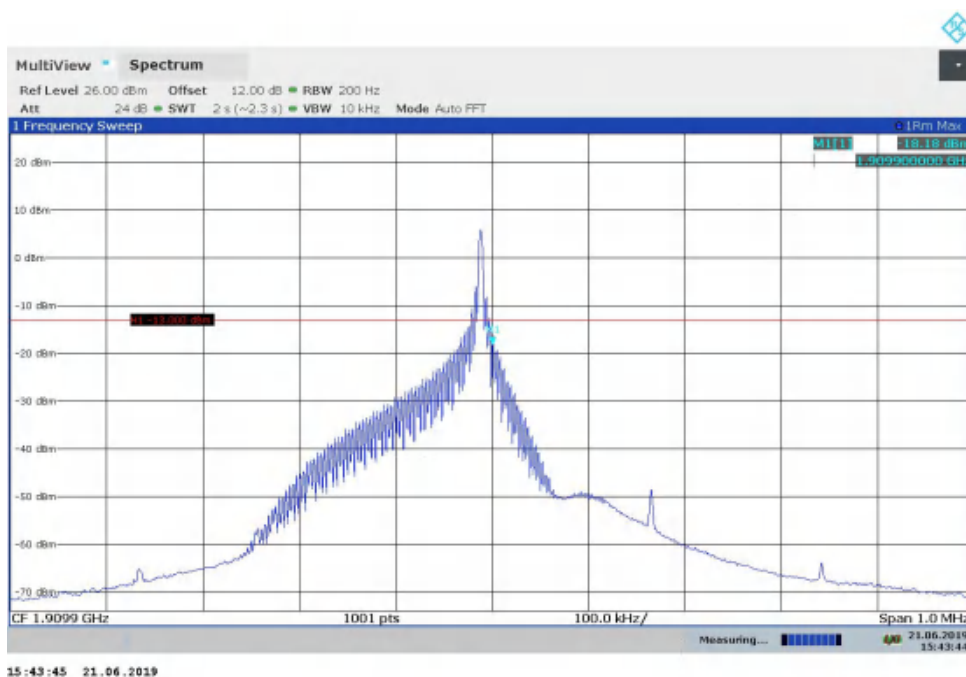
Date: 12 JUN.2019 15:49:56

Low Channel, Subcarrier (15kHz), BPSK, 1@0

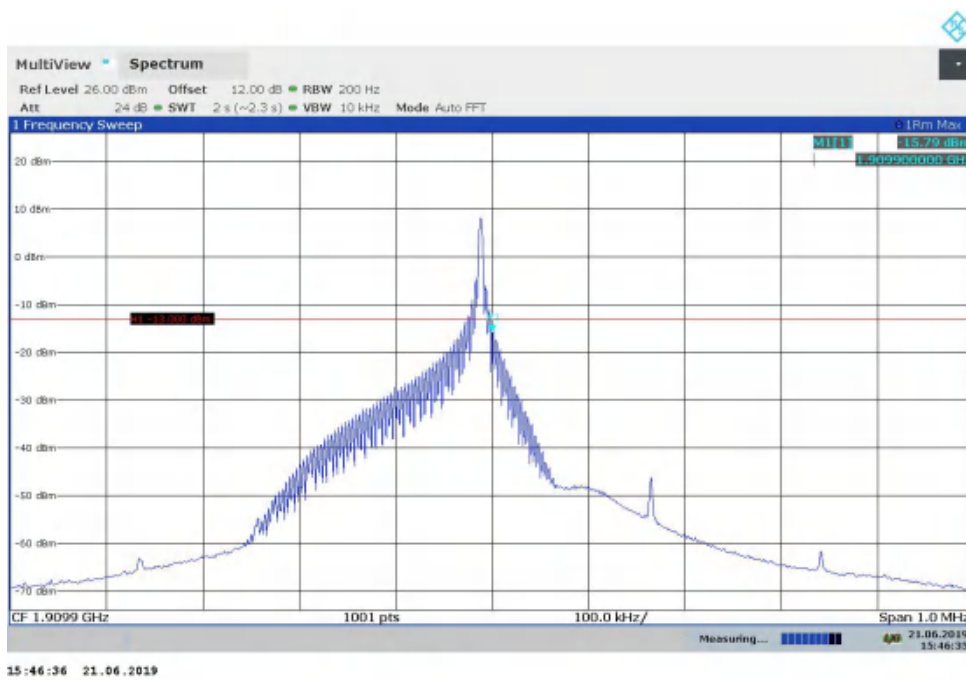


Date: 12 JUN.2019 15:47:06

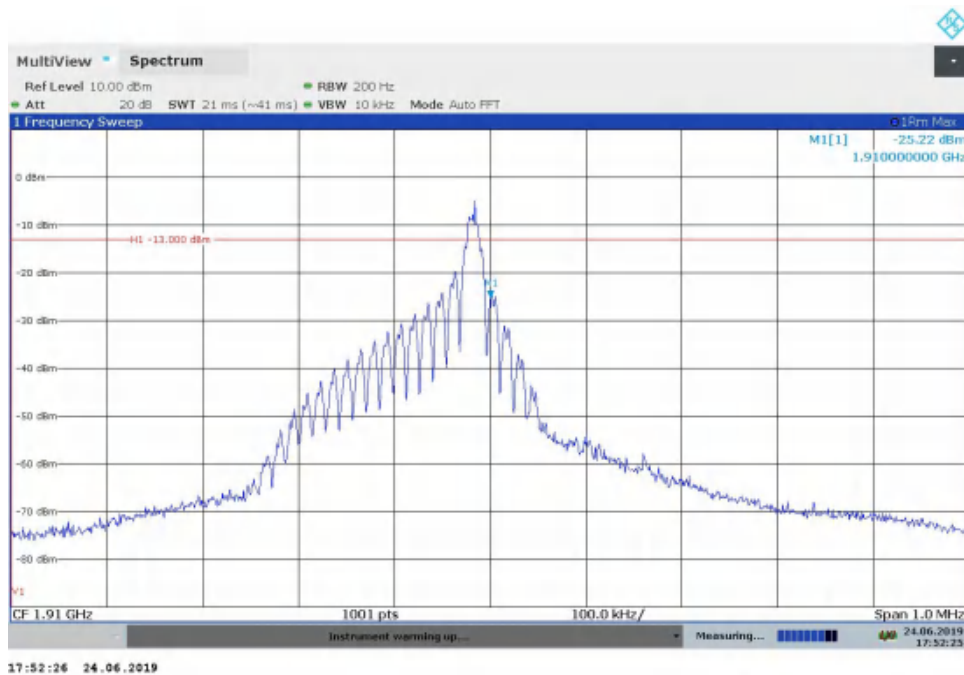
Low Channel, Subcarrier (15kHz), BPSK, 12@0



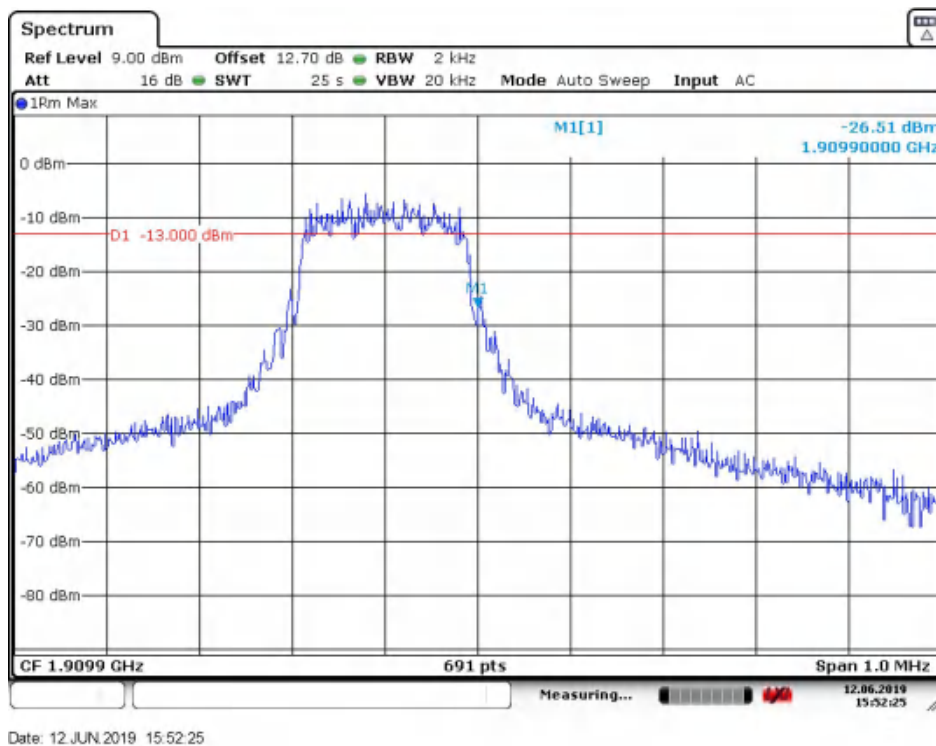
High Channel, Subcarrier (3.75kHz), QPSK, 1@47



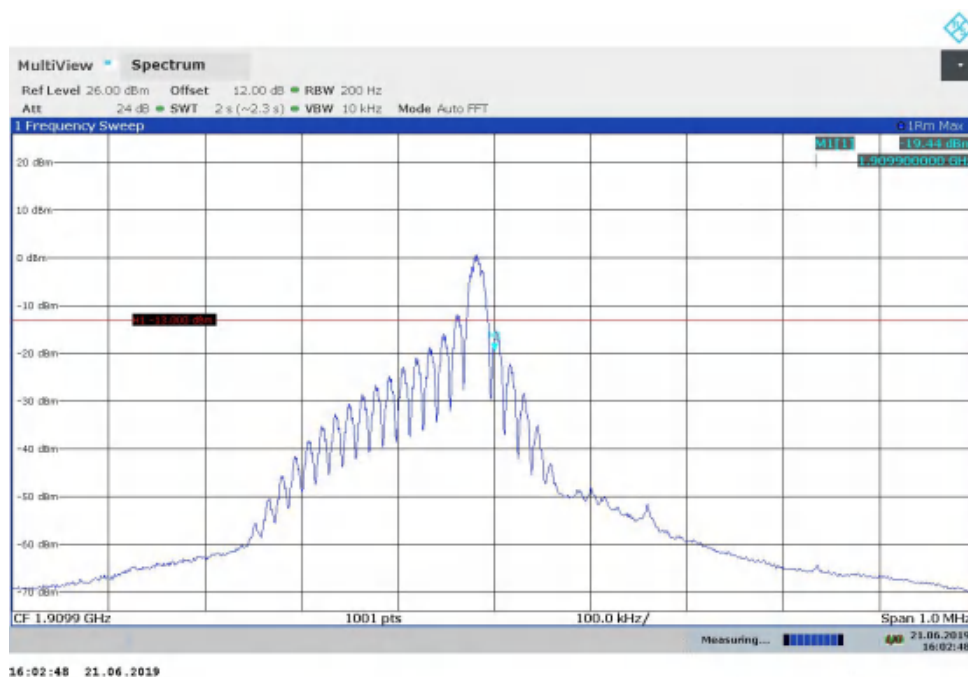
High Channel, Subcarrier (3.75kHz), BPSK, 1@47



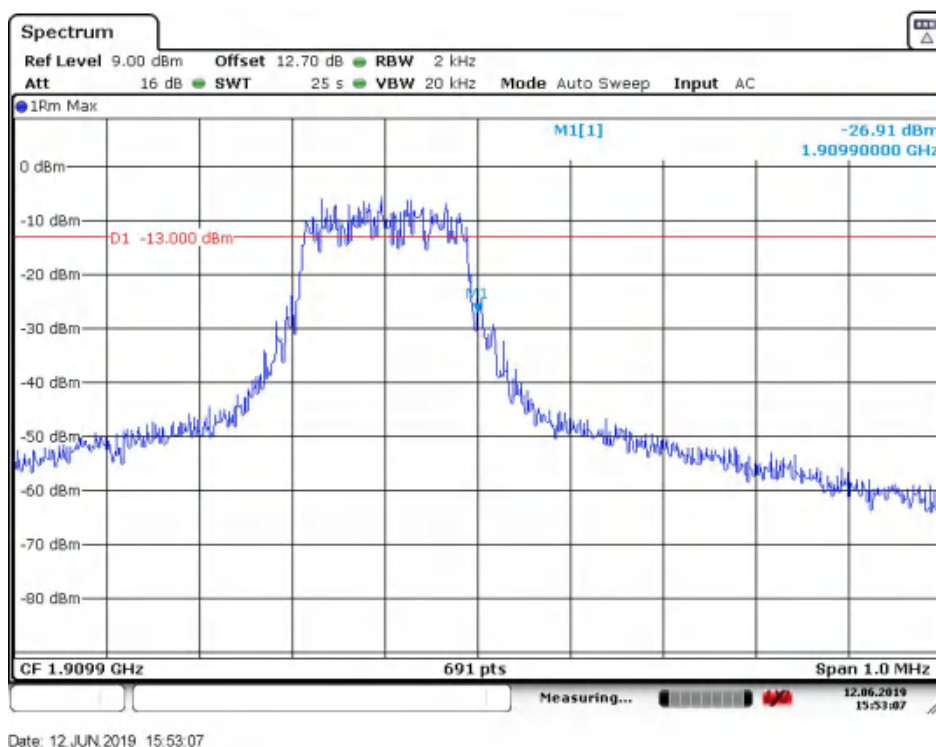
High Channel, Subcarrier (15kHz), QPSK, 1@11



High Channel, Subcarrier (15kHz), QPSK, 12@0

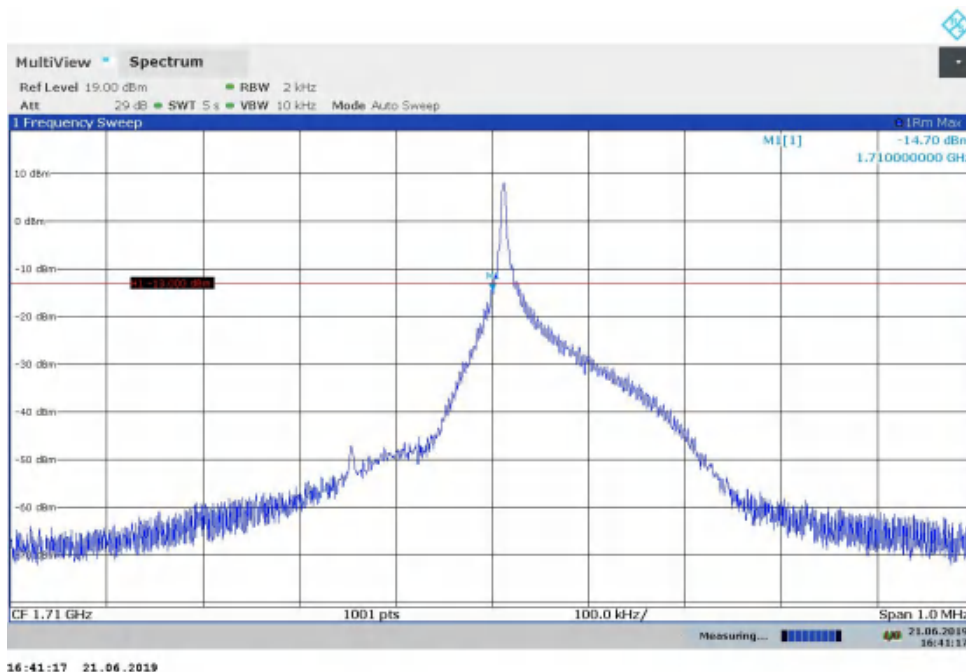


High Channel, Subcarrier (15kHz), BPSK, 1@11

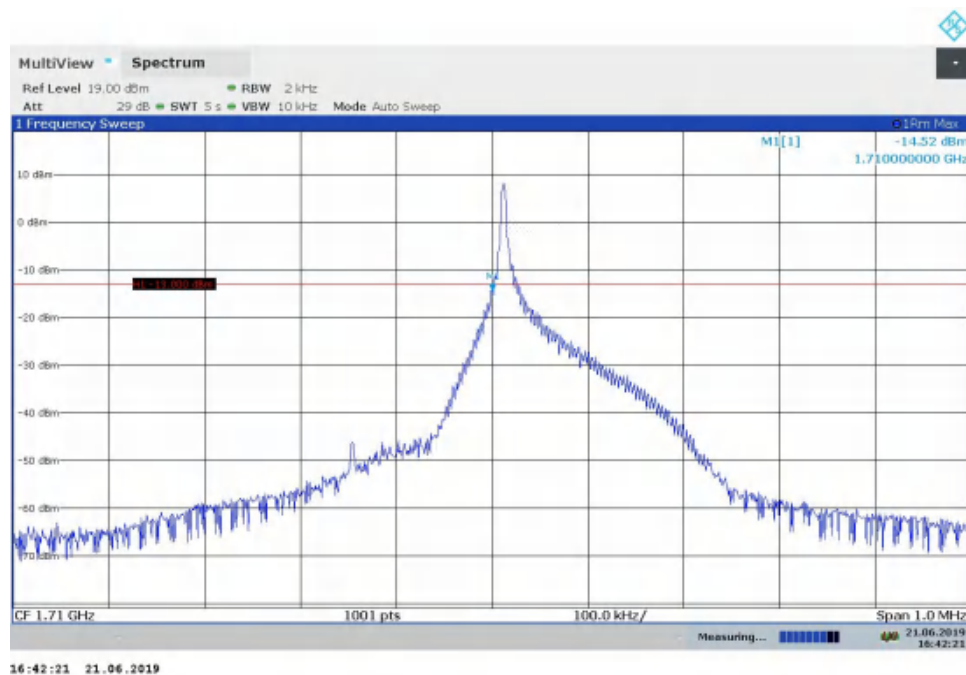


High Channel, Subcarrier (15kHz), BPSK, 12@0

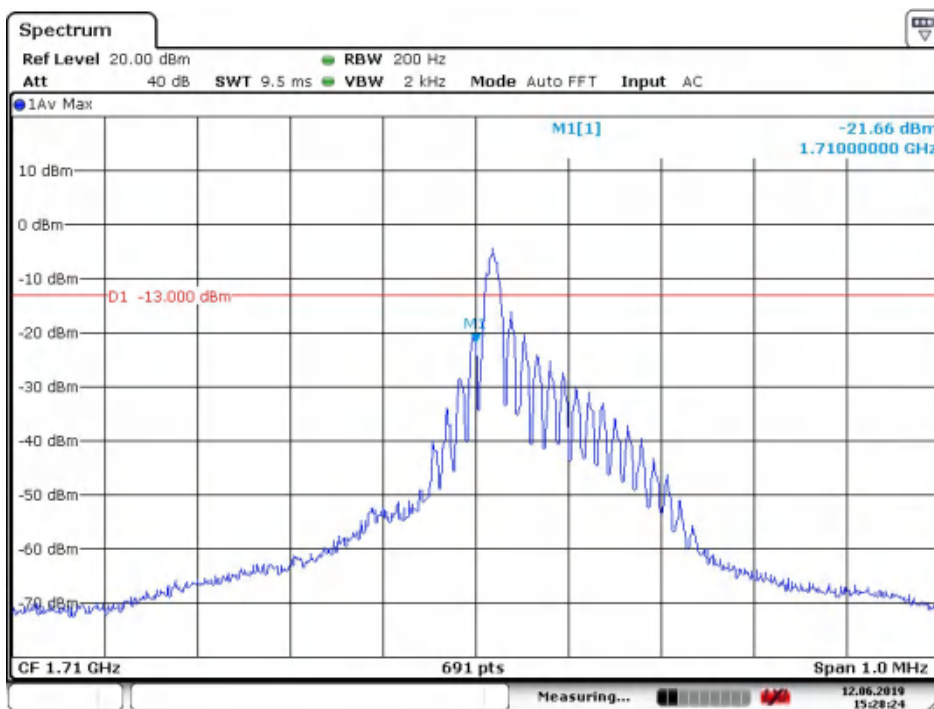
5.5.2 NB-IoT Band 4 Edge Results



Low Channel, Subcarrier (3.75kHz), QPSK, 1@0

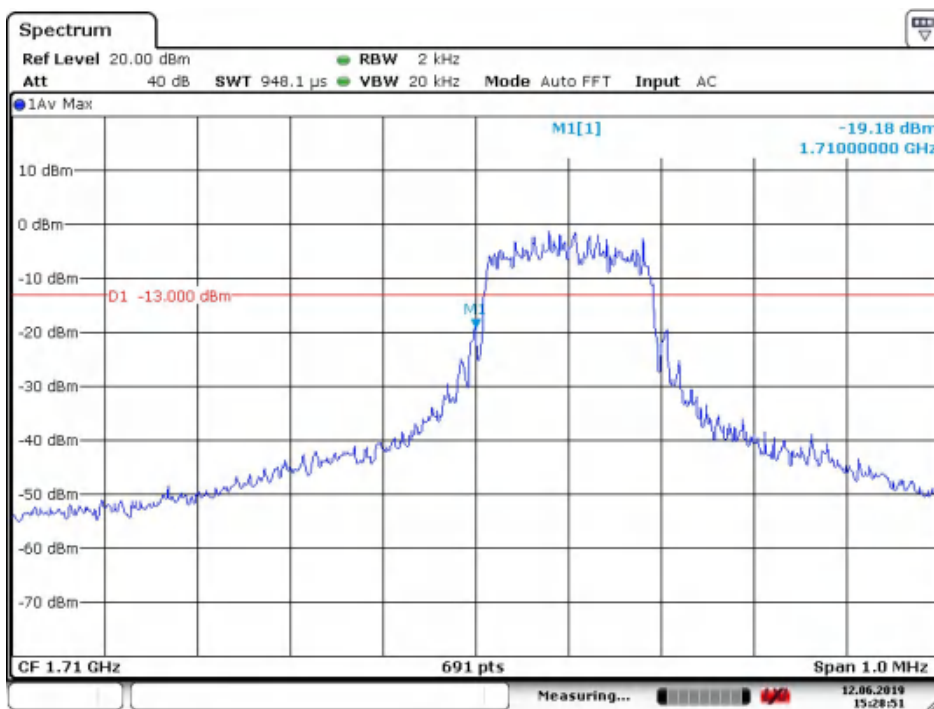


Low Channel, Subcarrier (3.75kHz), BPSK, 1@0



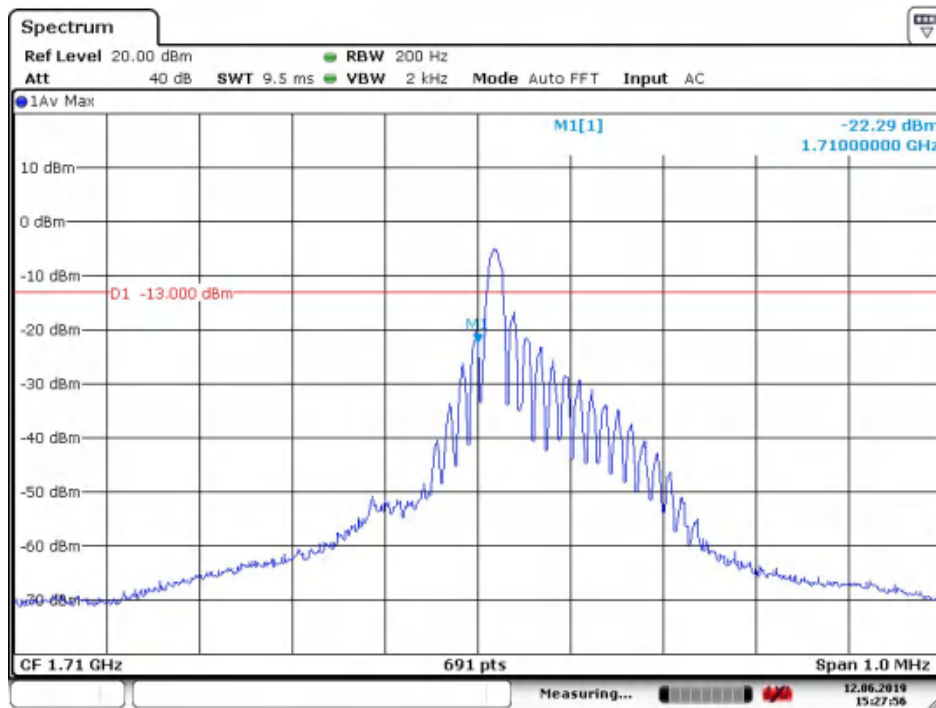
Date: 12 JUN.2019 15:28:24

Low Channel, Subcarrier (15kHz), QPSK, 1@0



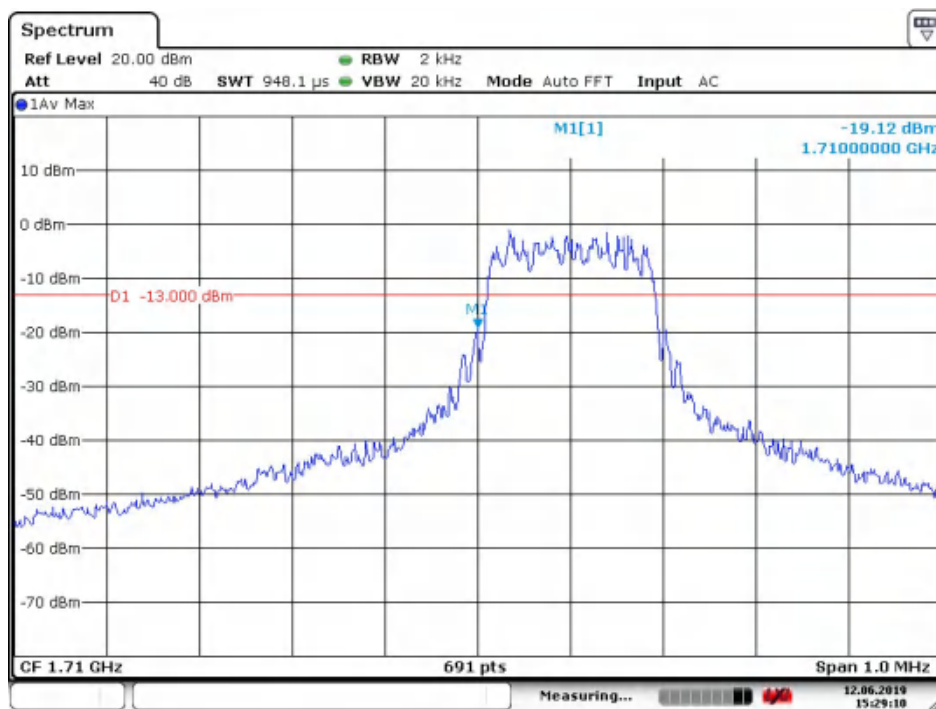
Date: 12 JUN.2019 15:28:51

Low Channel, Subcarrier (15kHz), QPSK, 12@0



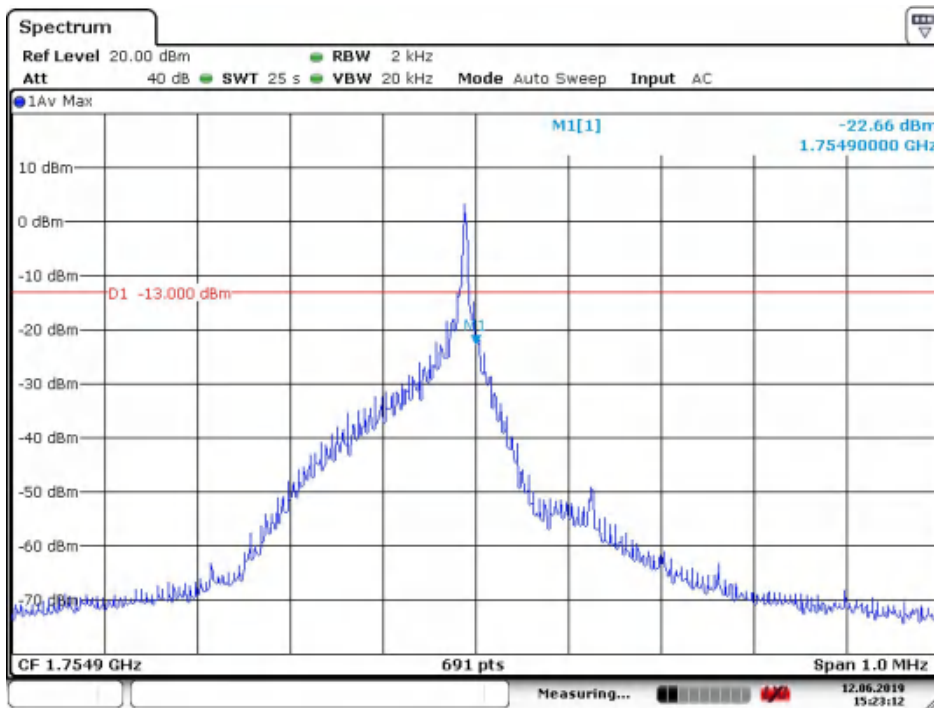
Date: 12 JUN.2019 15:27:56

Low Channel, Subcarrier (15kHz), BPSK, 1@0



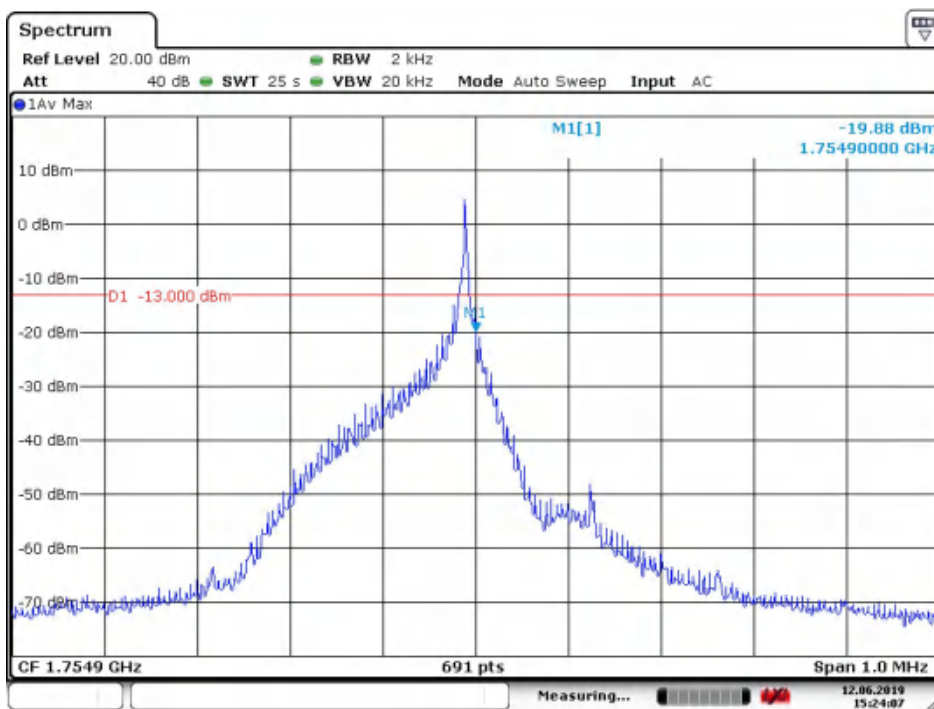
Date: 12 JUN.2019 15:29:10

Low Channel, Subcarrier (15kHz), BPSK, 12@0



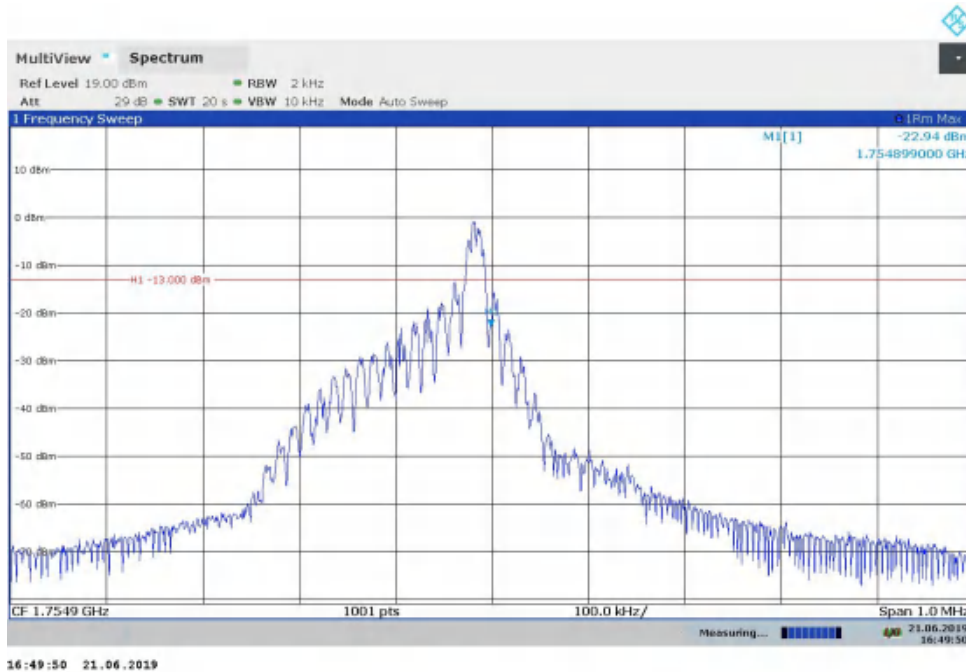
Date: 12 JUN.2019 15:23:12

High Channel, Subcarrier (3.75kHz), QPSK, 1@47

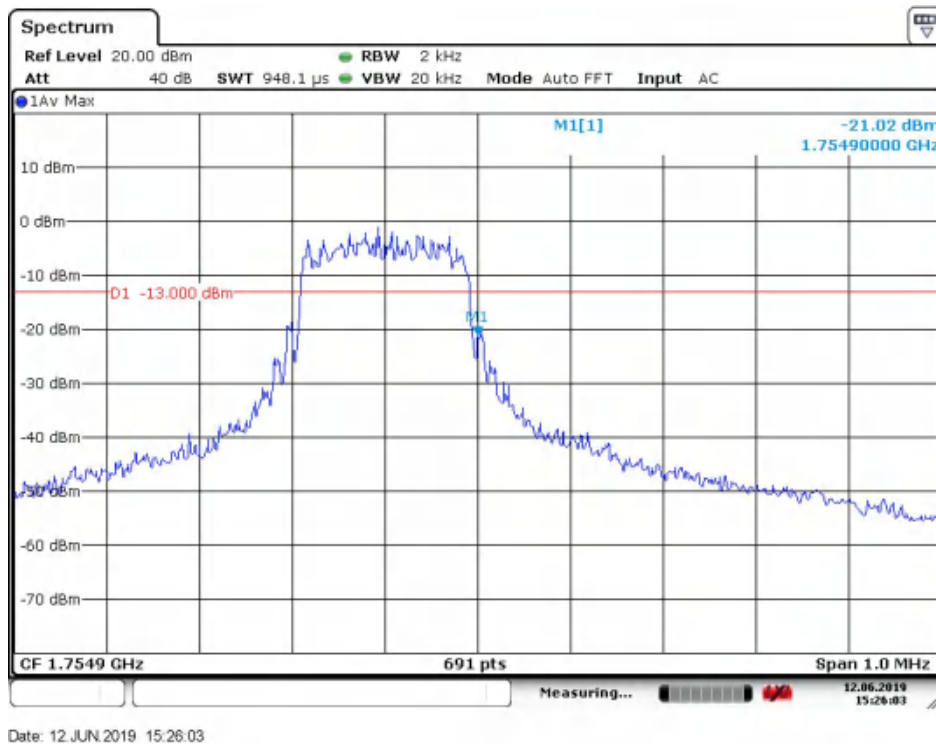


Date: 12 JUN.2019 15:24:07

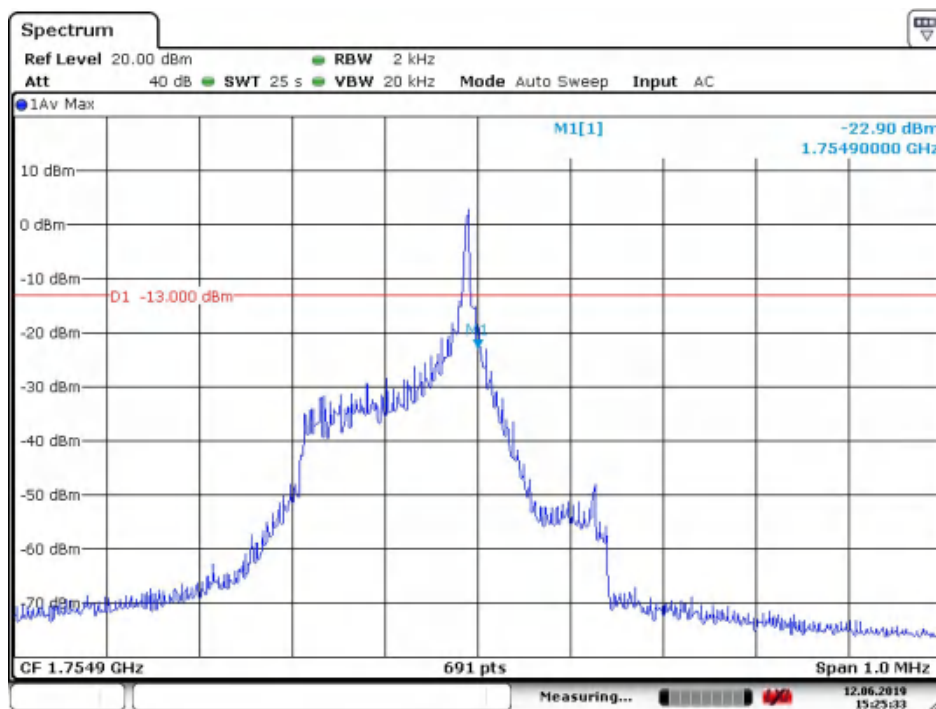
High Channel, Subcarrier (3.75kHz), BPSK, 1@47



High Channel, Subcarrier (15kHz), QPSK, 1@11

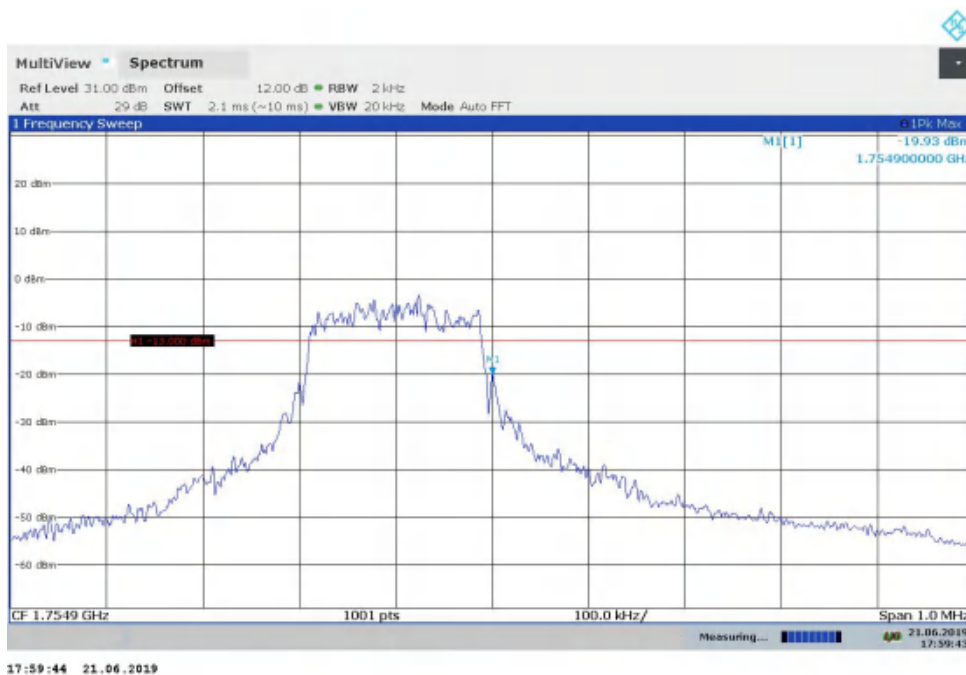


High Channel, Subcarrier (15kHz), QPSK, 12@0



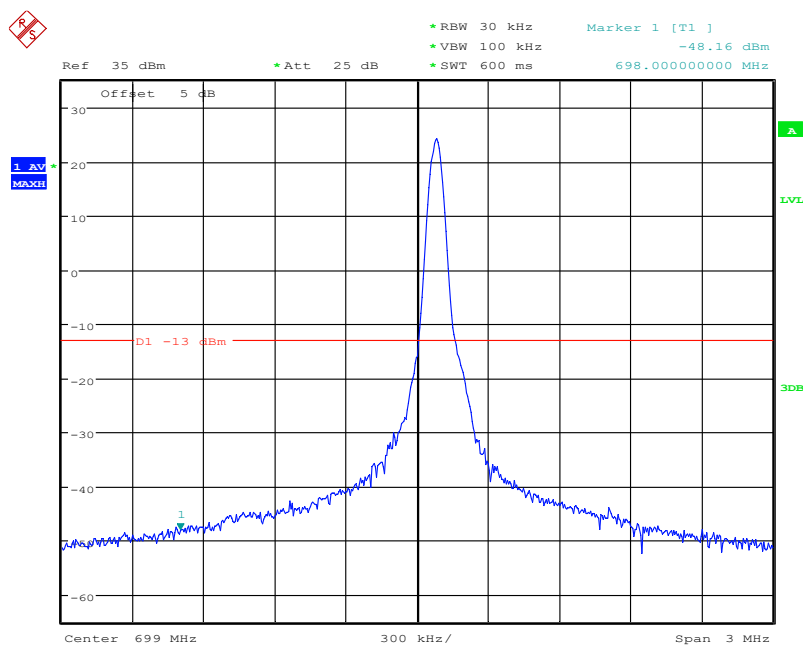
Date: 12 JUN.2019 15:25:33

High Channel, Subcarrier (15kHz), BPSK, 1@11



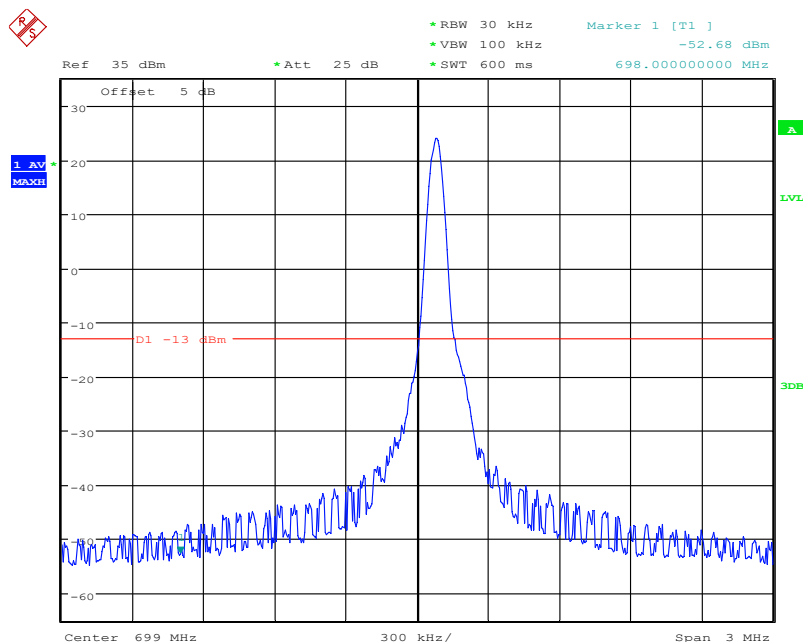
High Channel, Subcarrier (15kHz), BPSK, 12@0

5.5.3 NB-IoT Band 12 Edge Results



Date: 21.OCT.2019 16:37:36

Low Channel, Subcarrier (3.75kHz), QPSK, 1@0

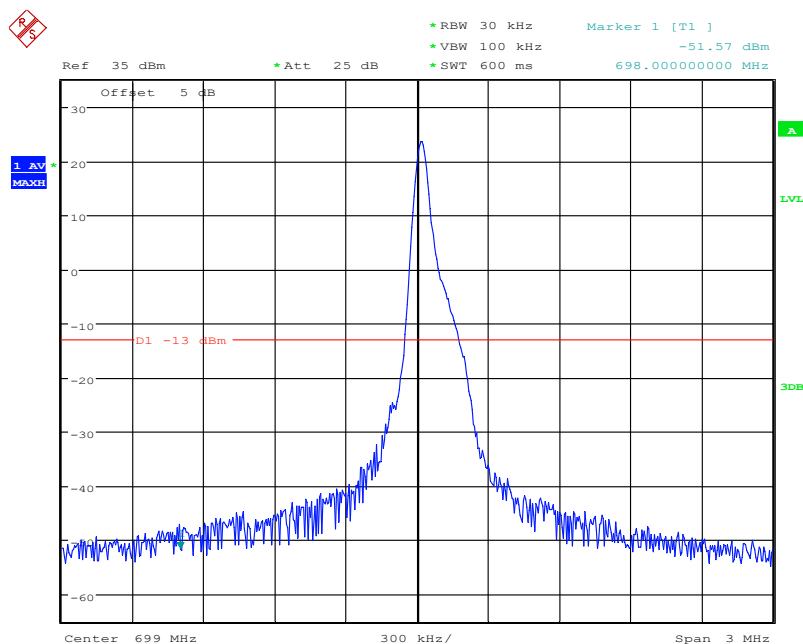


Date: 21.OCT.2019 16:38:15

Low Channel, Subcarrier (3.75kHz), BPSK, 1@0

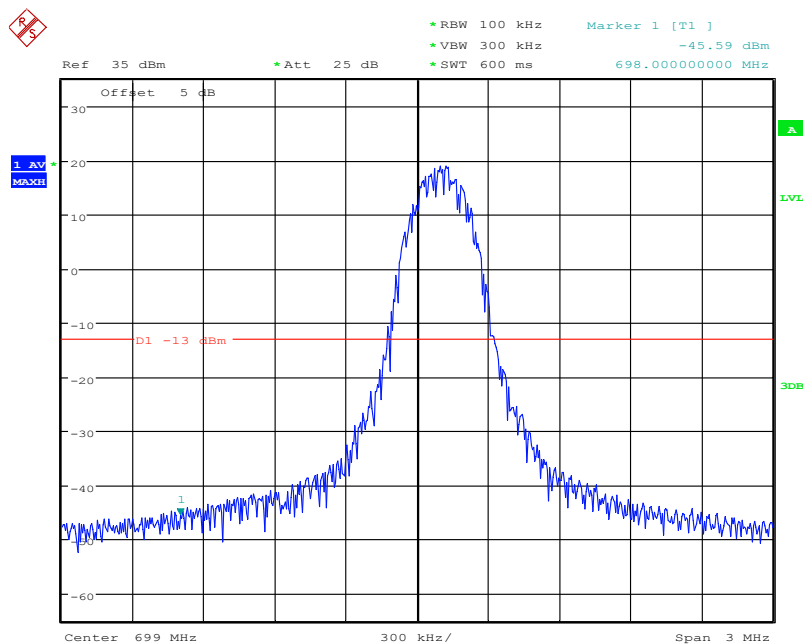
Address: No. 8,Yuma Road, Chayuan New City, Nan'an District, Chongqing, P. R. China,401336
Tel: 0086-23-88069965 FAX: 0086-23-88608777

Report No.:B19W50105-WWAN_Rev6



Date: 21.OCT.2019 16:40:29

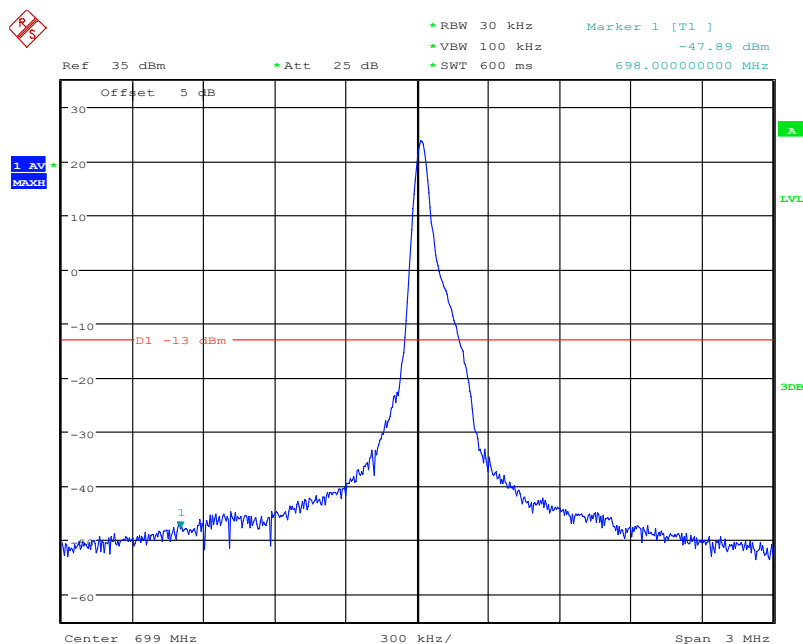
Low Channel, Subcarrier (15kHz), QPSK, 1@0



Date: 21.OCT.2019 16:42:18

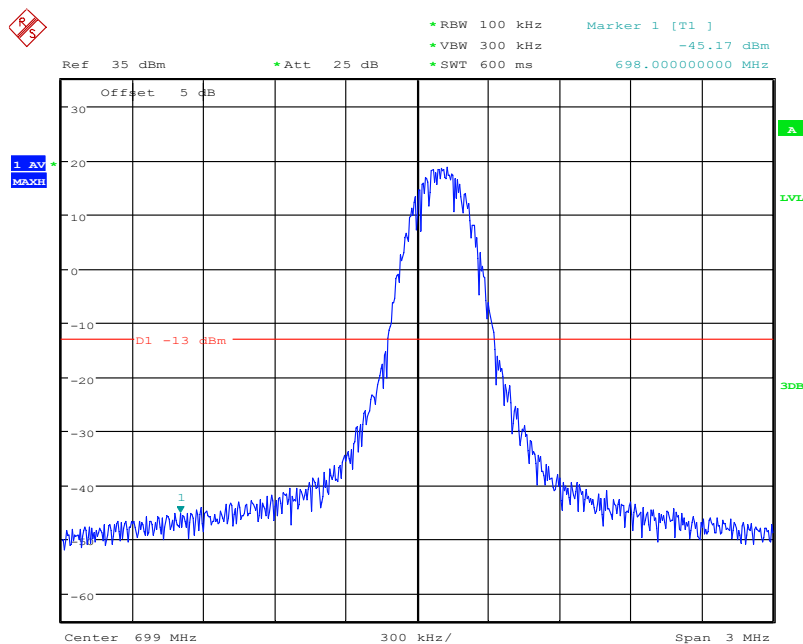
Low Channel, Subcarrier (15kHz), QPSK, 12@0

Report No.:B19W50105-WWAN_Rev6



Date: 21.OCT.2019 16:40:00

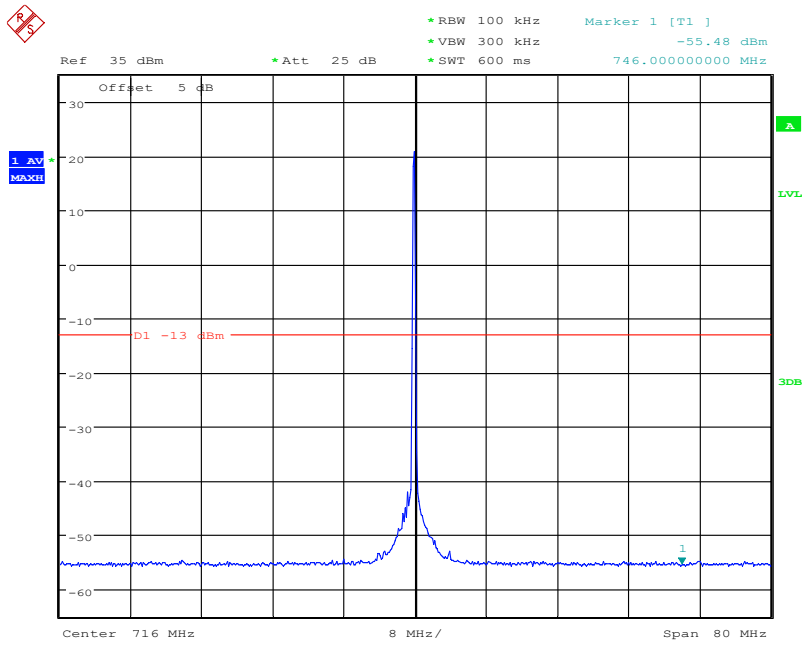
Low Channel, Subcarrier (15kHz), BPSK, 1@0



Date: 21.OCT.2019 16:42:54

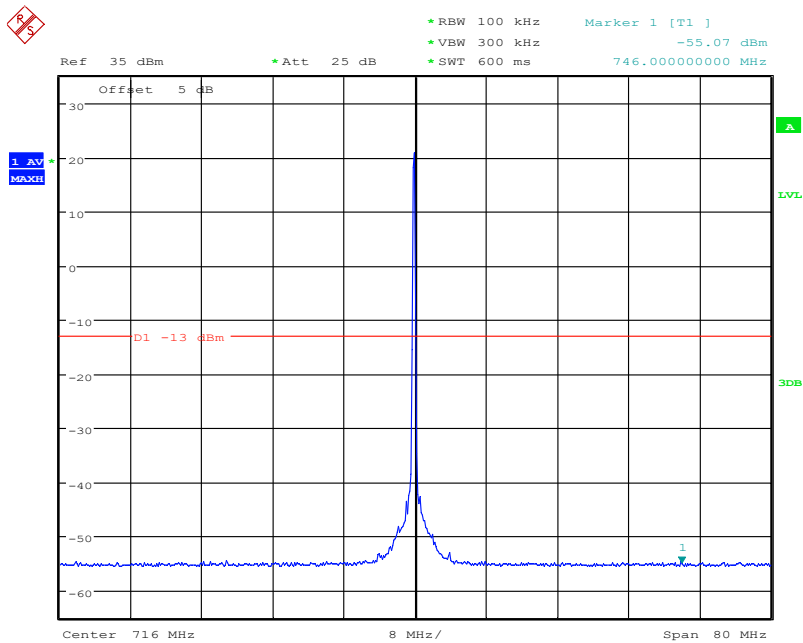
Low Channel, Subcarrier (15kHz), BPSK, 12@0

Report No.:B19W50105-WWAN_Rev6



Date: 21.OCT.2019 17:13:18

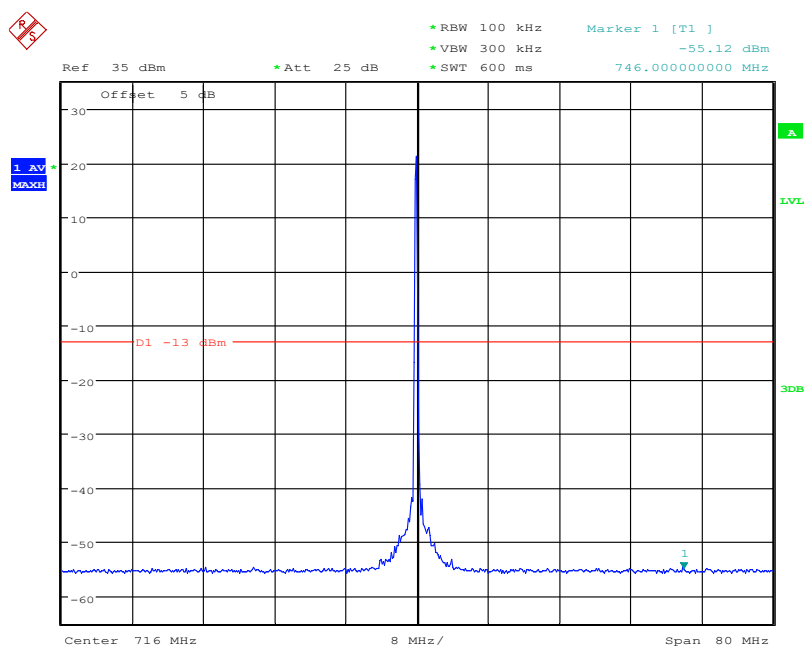
High Channel, Subcarrier (3.75kHz), QPSK, 1@47



Date: 21.OCT.2019 17:13:02

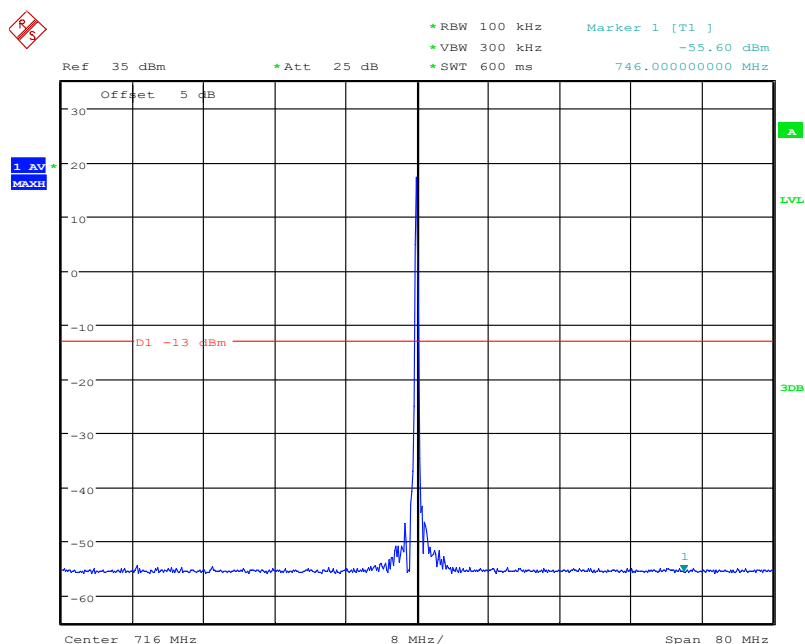
High Channel, Subcarrier (3.75kHz), BPSK, 1@47

Report No.:B19W50105-WWAN_Rev6



Date: 21.OCT.2019 17:14:03

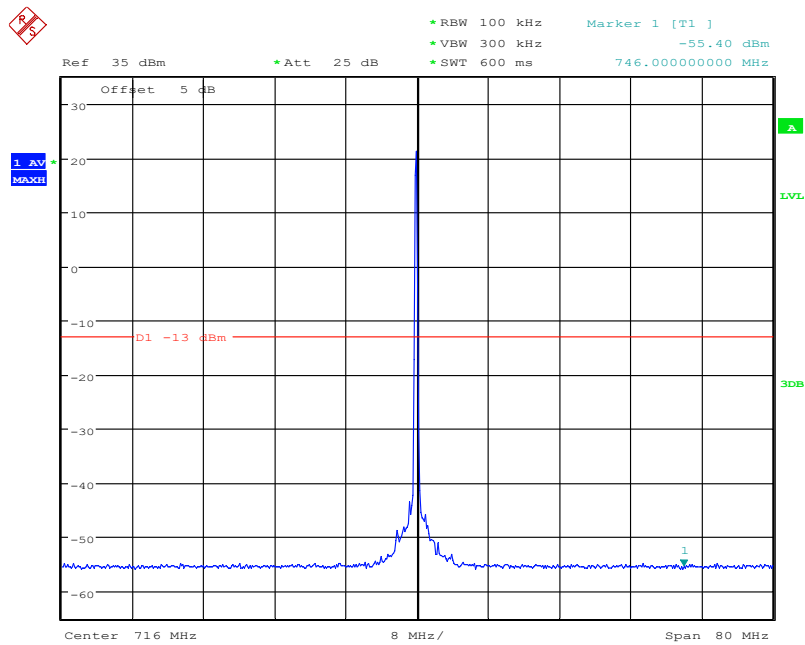
High Channel, Subcarrier (15kHz), QPSK, 1@11



Date: 21.OCT.2019 17:15:10

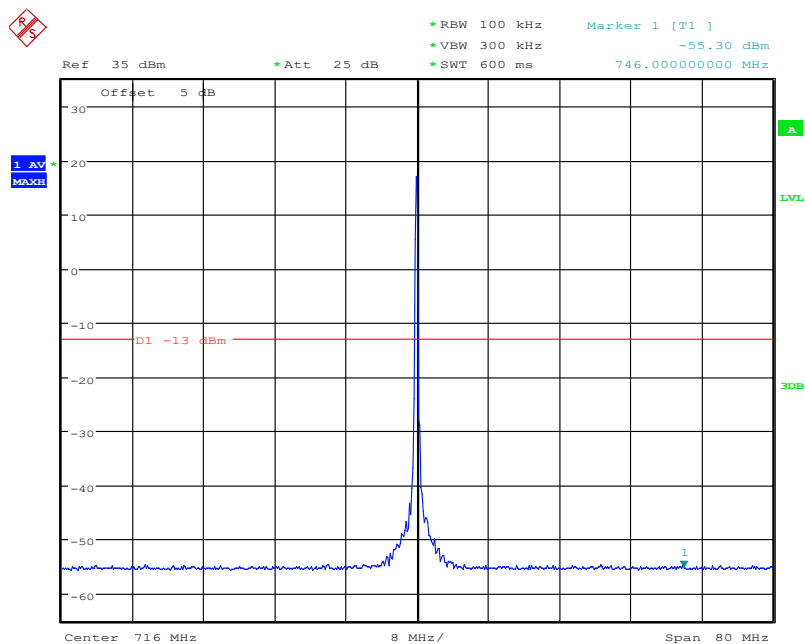
High Channel, Subcarrier (15kHz), QPSK, 12@0

Report No.:B19W50105-WWAN_Rev6



Date: 21.OCT.2019 17:14:20

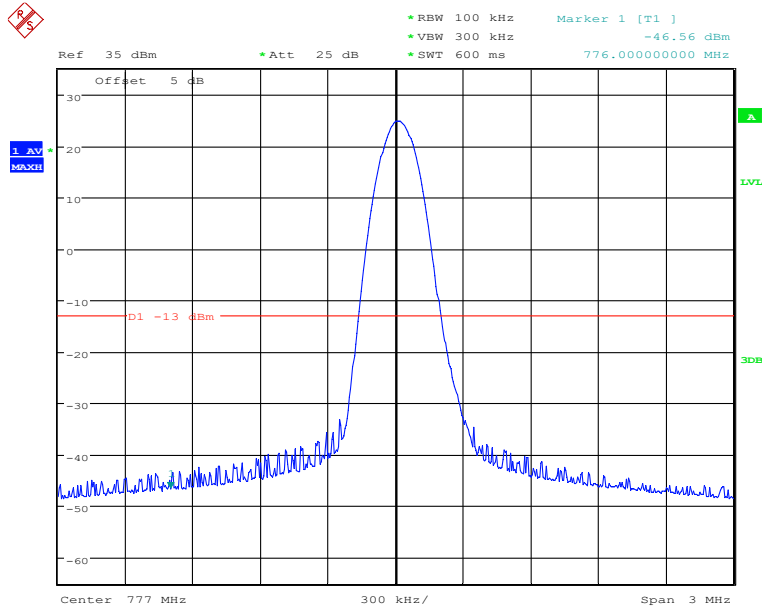
High Channel, Subcarrier (15kHz), BPSK, 1@11



Date: 21.OCT.2019 17:14:57

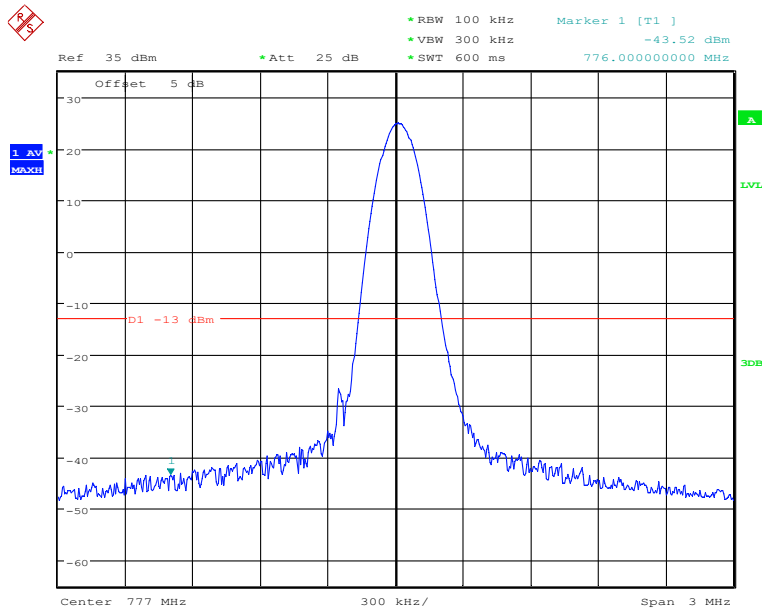
High Channel, Subcarrier (15kHz), BPSK, 12@0

5.5.4 NB-IoT Band 13 Edge Results



Date: 21.OCT.2019 16:56:27

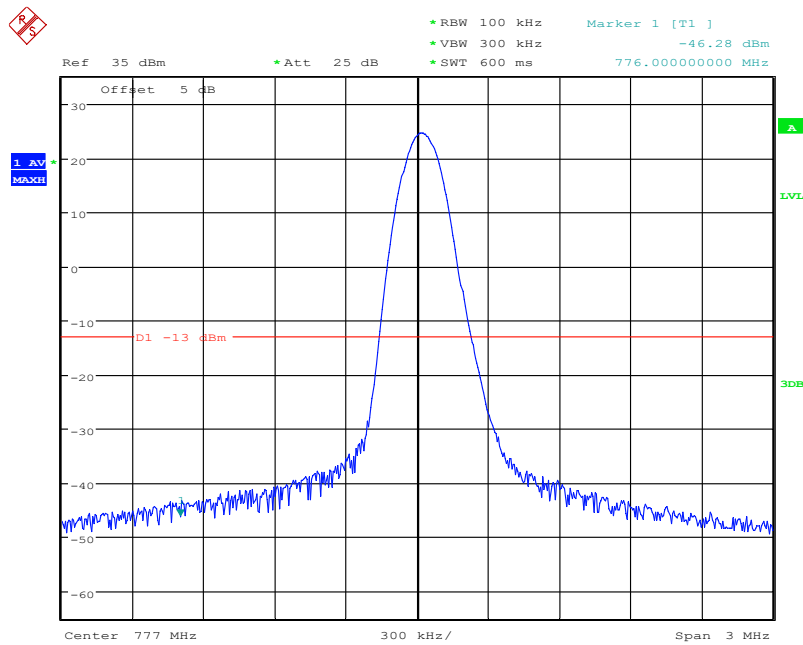
Low Channel, Subcarrier (3.75kHz), QPSK, 1@0



Date: 21.OCT.2019 16:55:59

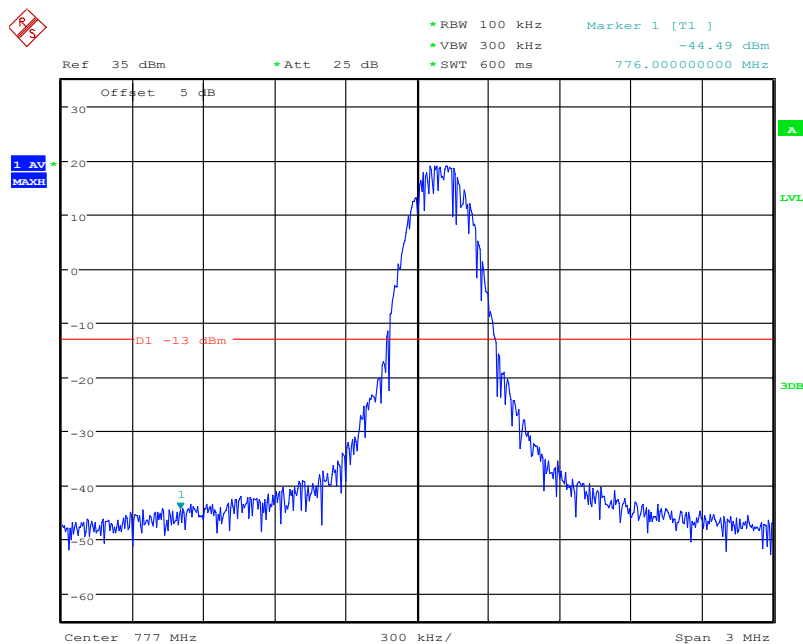
Low Channel, Subcarrier (3.75kHz), BPSK, 1@0

Report No.:B19W50105-WWAN_Rev6



Date: 21.OCT.2019 16:57:51

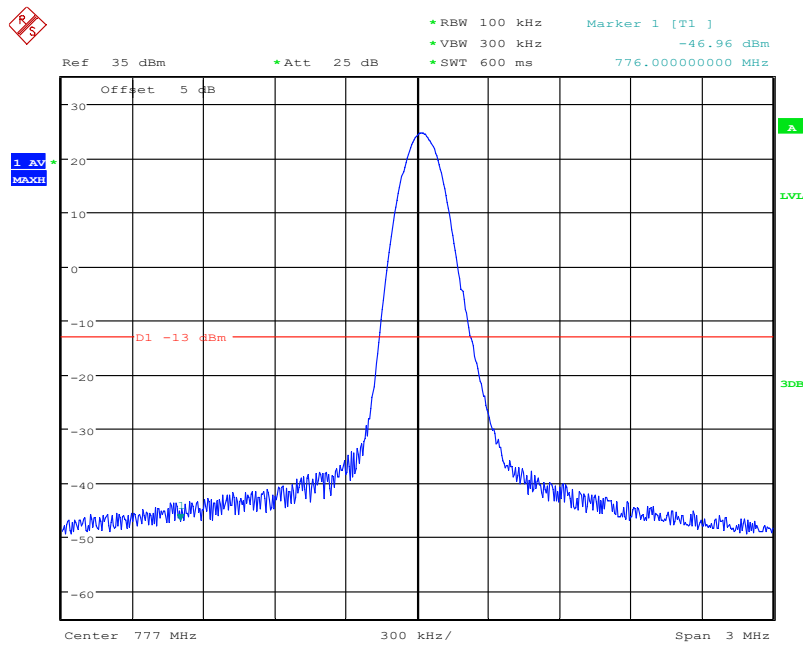
Low Channel, Subcarrier (15kHz), QPSK, 1@0



Date: 21.OCT.2019 17:00:18

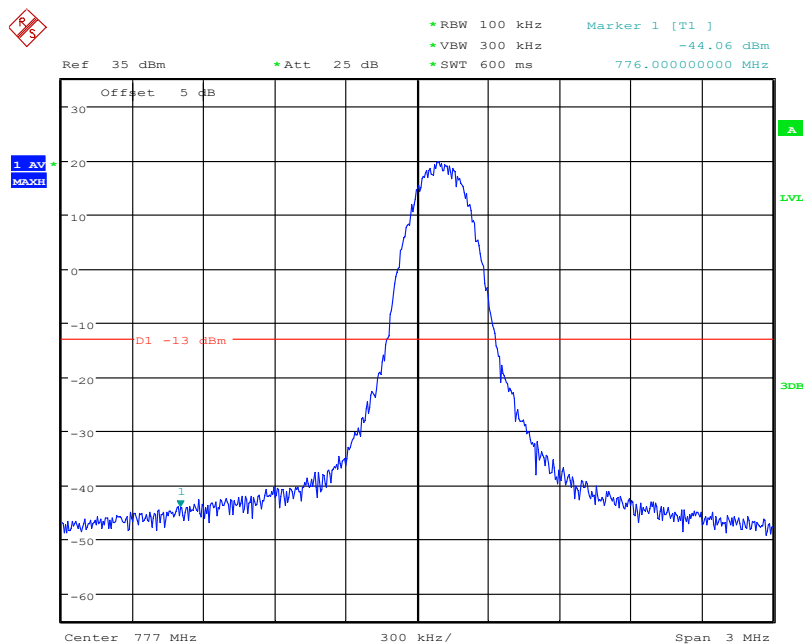
Low Channel, Subcarrier (15kHz), QPSK, 12@0

Report No.:B19W50105-WWAN_Rev6



Date: 21.OCT.2019 16:58:43

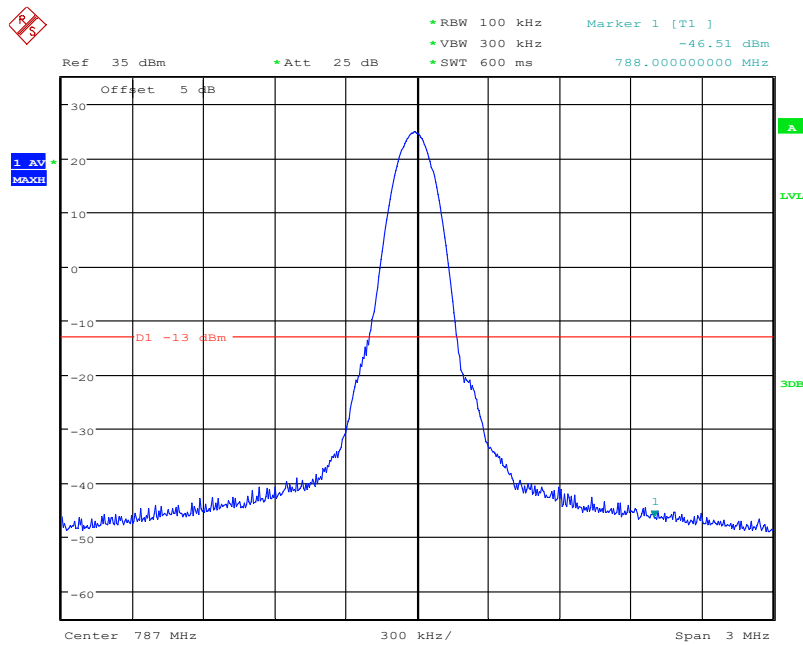
Low Channel, Subcarrier (15kHz), BPSK, 1@0



Date: 21.OCT.2019 16:59:43

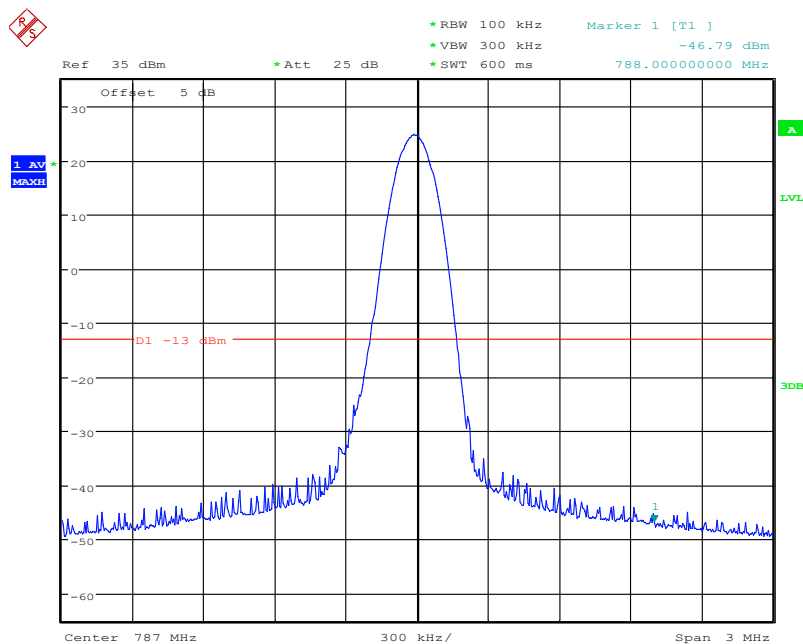
Low Channel, Subcarrier (15kHz), BPSK, 12@0

Report No.:B19W50105-WWAN_Rev6



Date: 21.OCT.2019 17:07:07

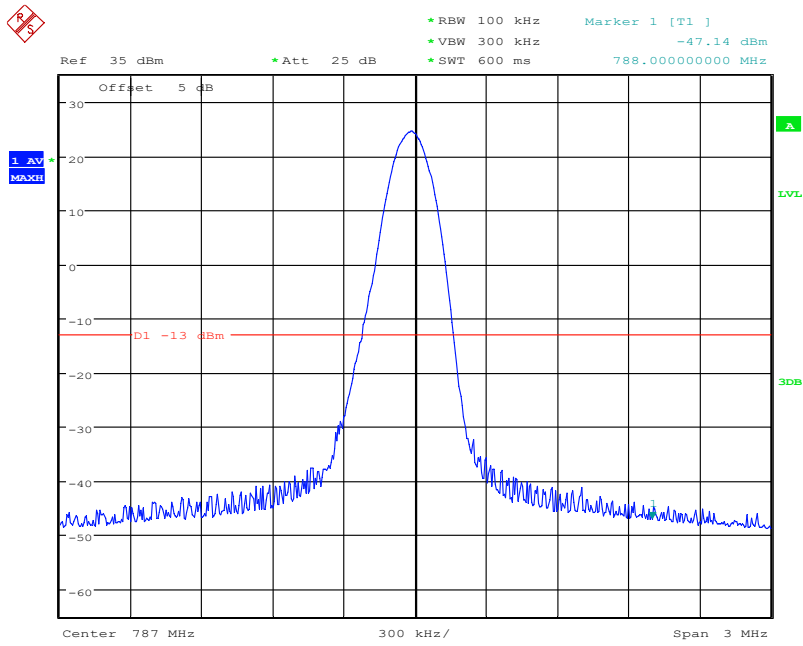
High Channel, Subcarrier (3.75kHz), QPSK, 1@47



Date: 21.OCT.2019 17:07:22

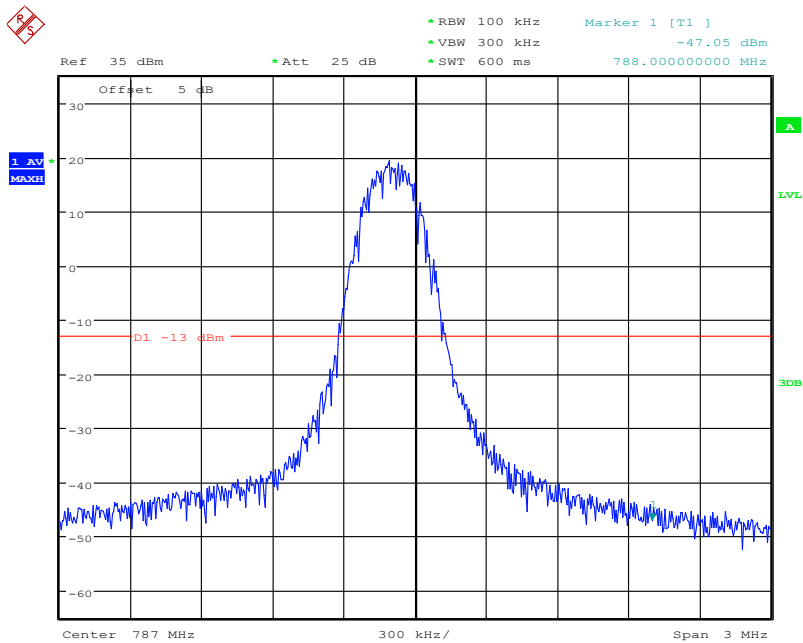
High Channel, Subcarrier (3.75kHz), BPSK, 1@47

Report No.:B19W50105-WWAN_Rev6



Date: 21.OCT.2019 17:06:09

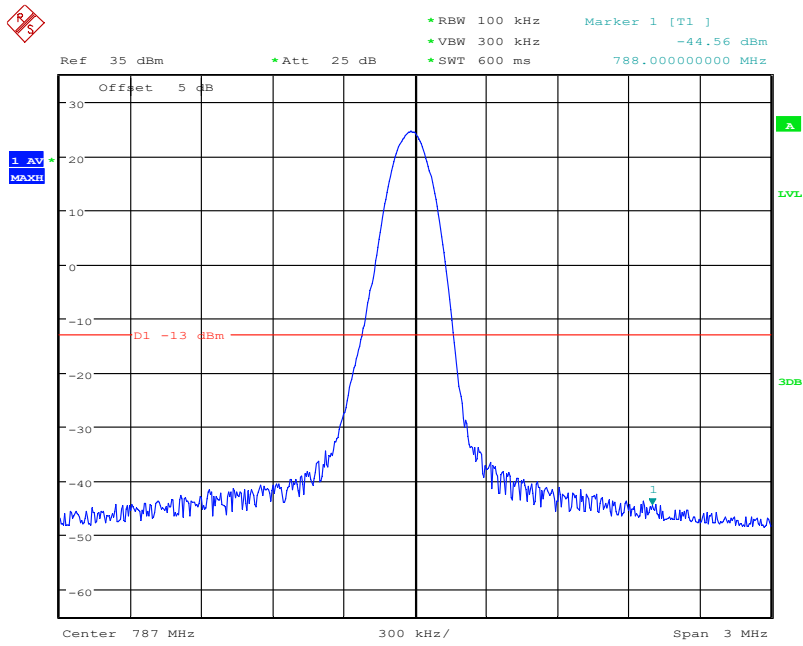
High Channel, Subcarrier (15kHz), QPSK, 1@11



Date: 21.OCT.2019 17:04:56

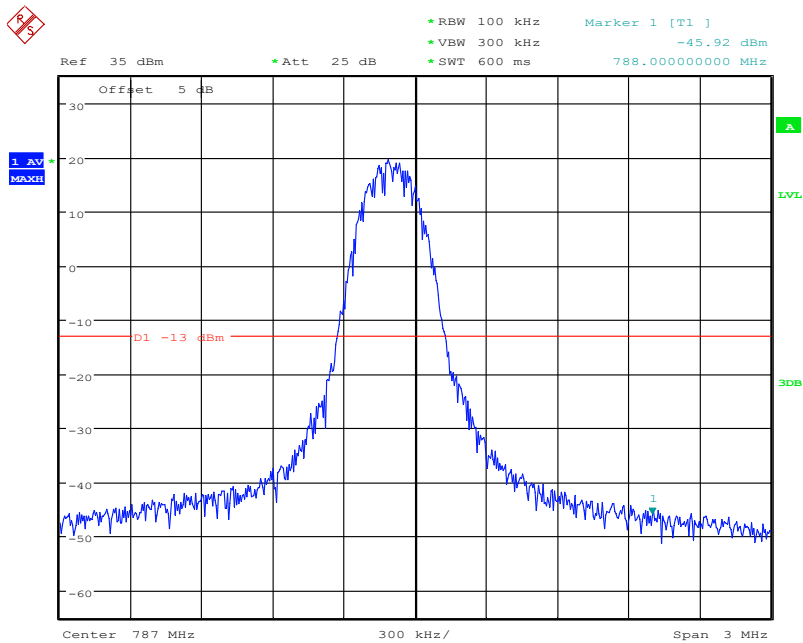
High Channel, Subcarrier (15kHz), QPSK, 12@0

Report No.:B19W50105-WWAN_Rev6



Date: 21.OCT.2019 17:05:54

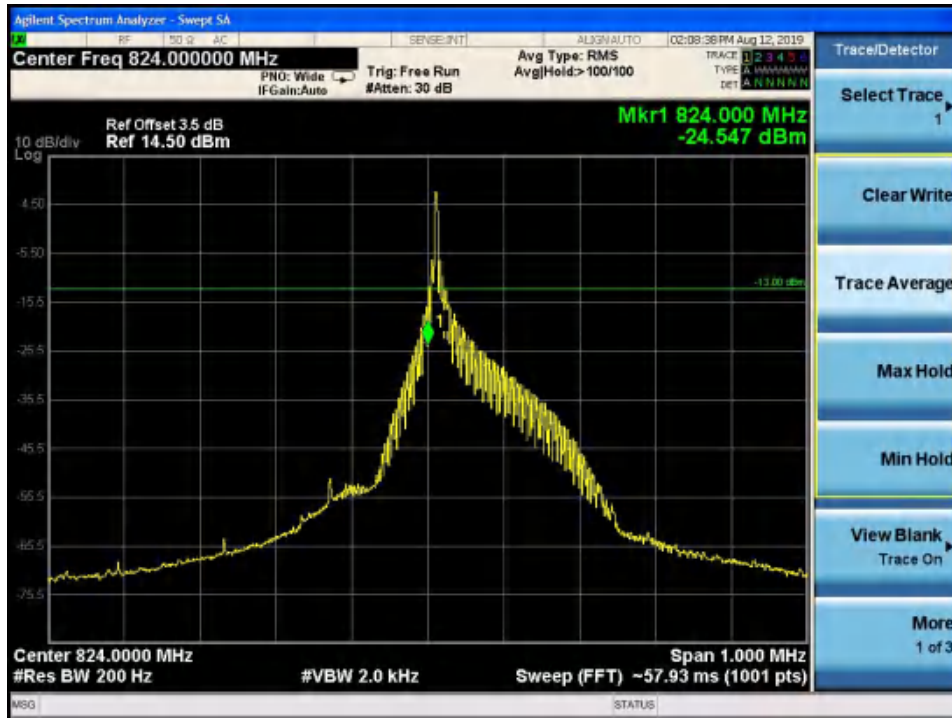
High Channel, Subcarrier (15kHz), BPSK, 1@11



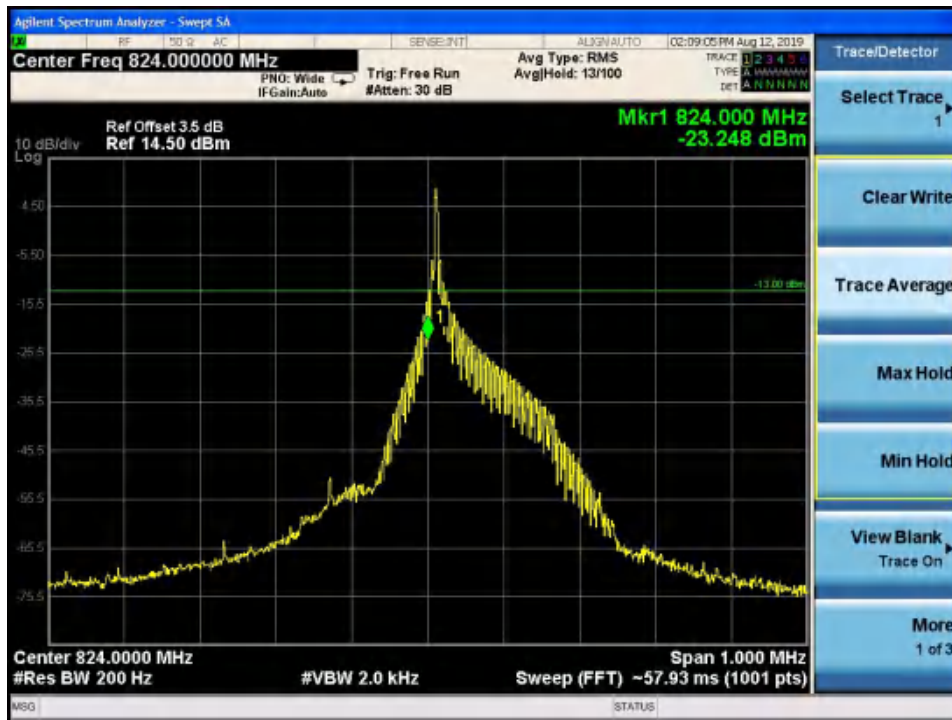
Date: 21.OCT.2019 17:34:04

High Channel, Subcarrier (15kHz), BPSK, 12@0

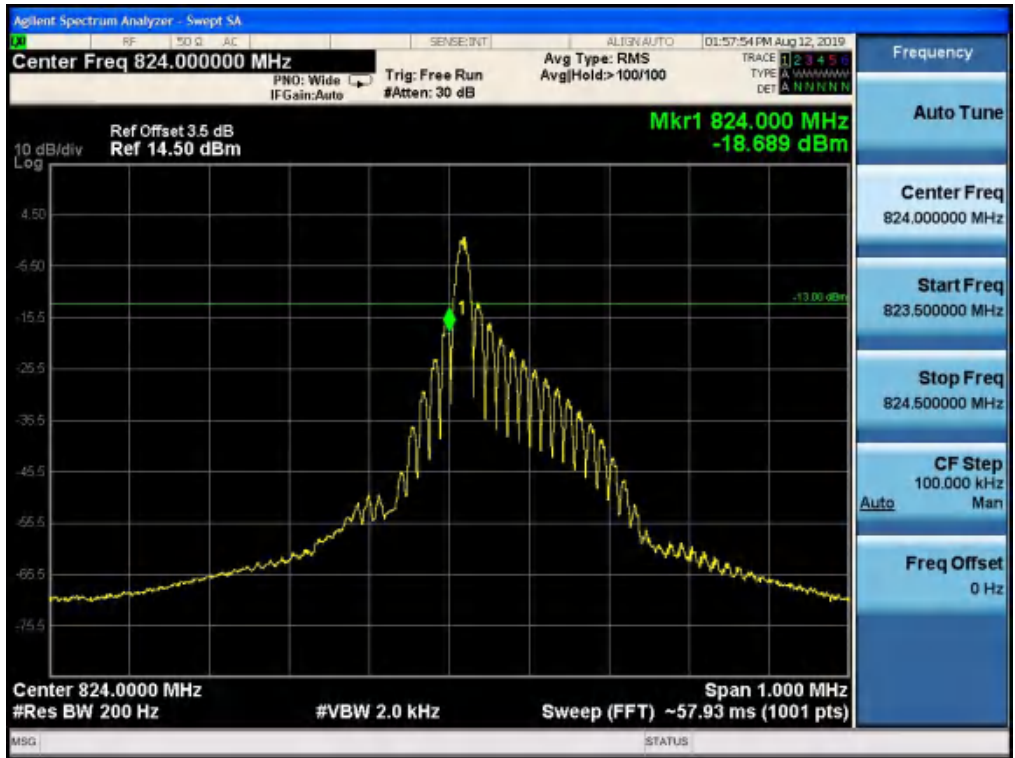
5.5.5 NB-IoT Band 26 Edge Results



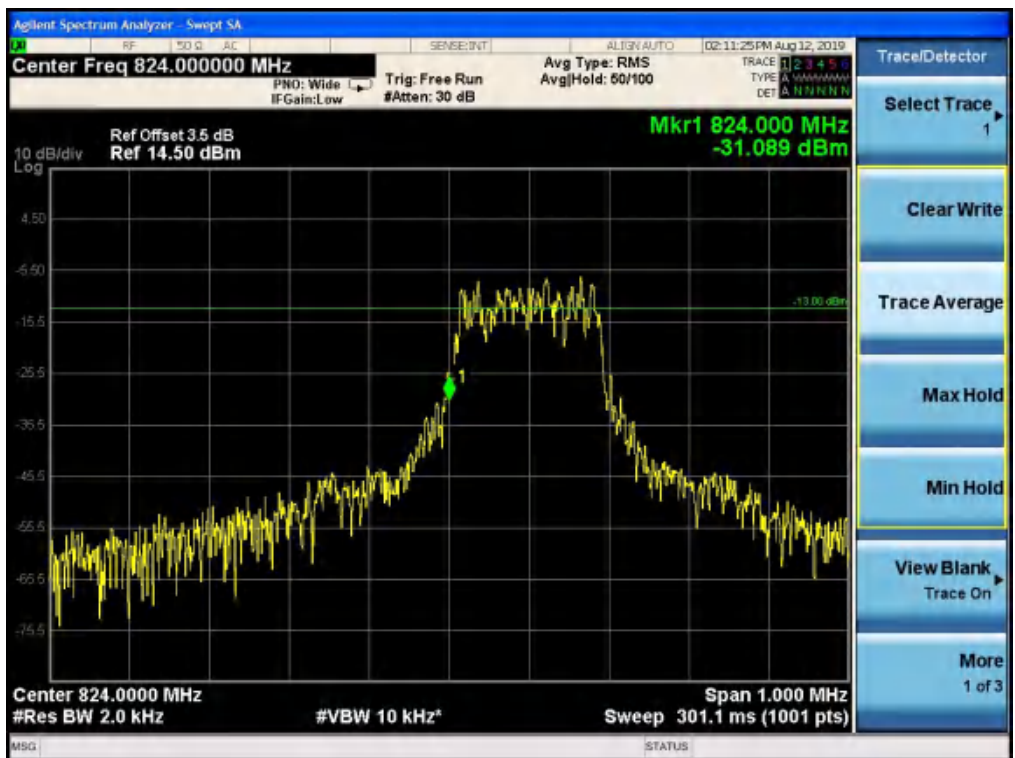
Low Channel, Subcarrier (3.75kHz), QPSK, 1@0



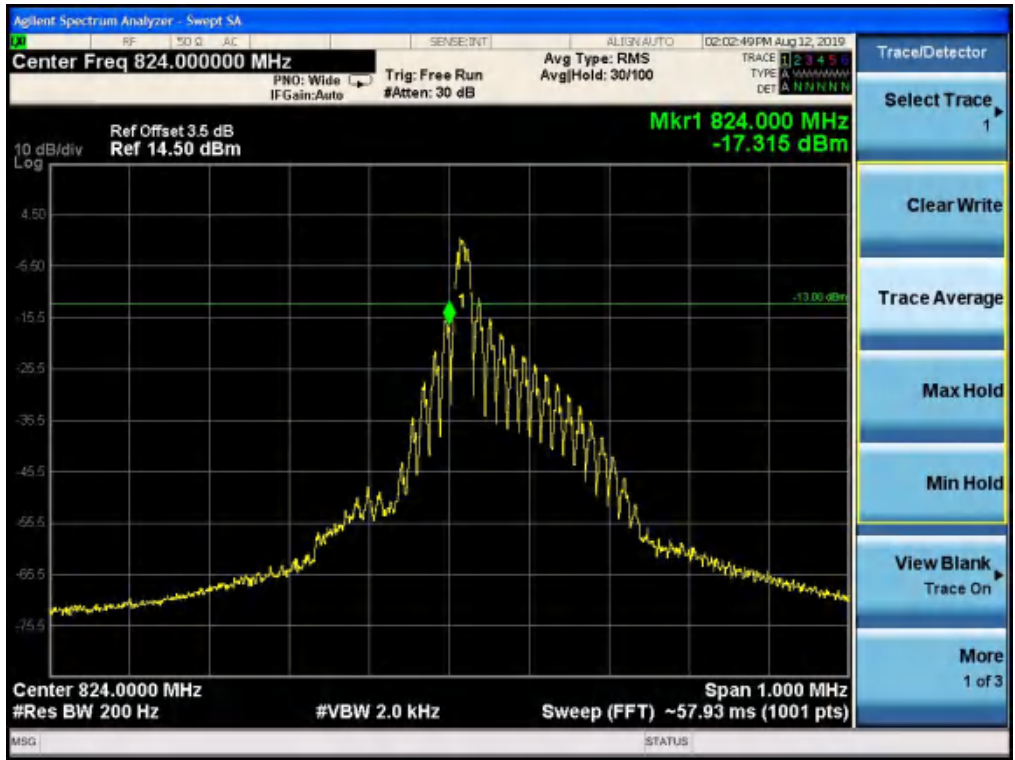
Low Channel, Subcarrier (3.75kHz), BPSK, 1@0



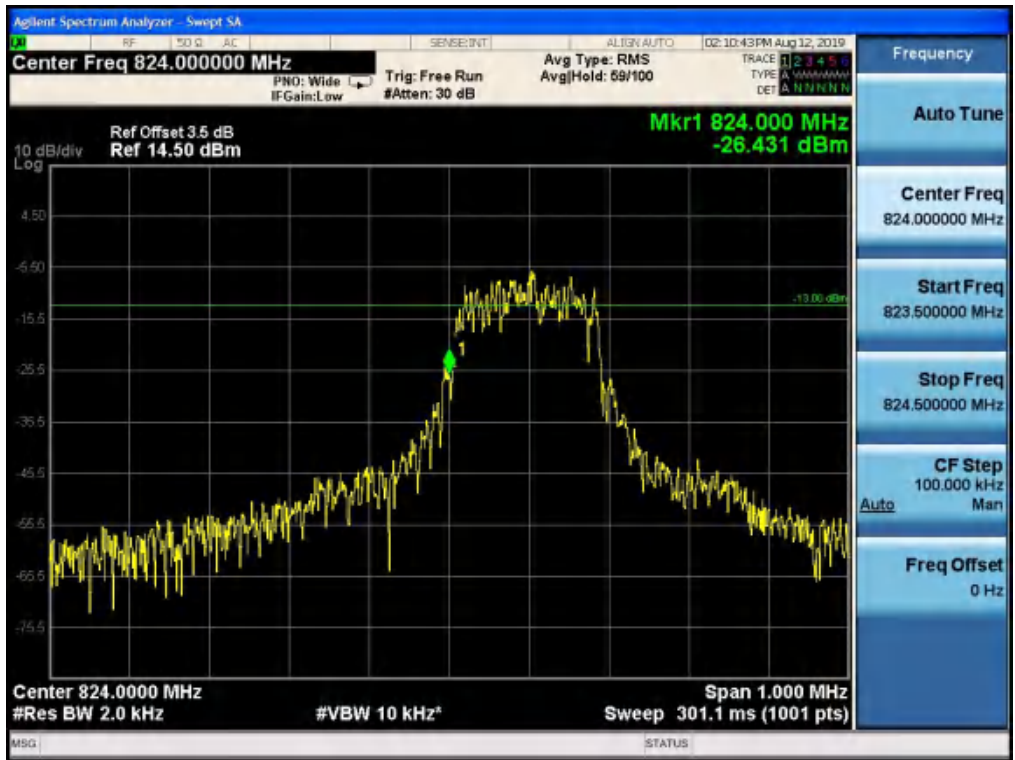
Low Channel, Subcarrier (15kHz), QPSK, 1@0



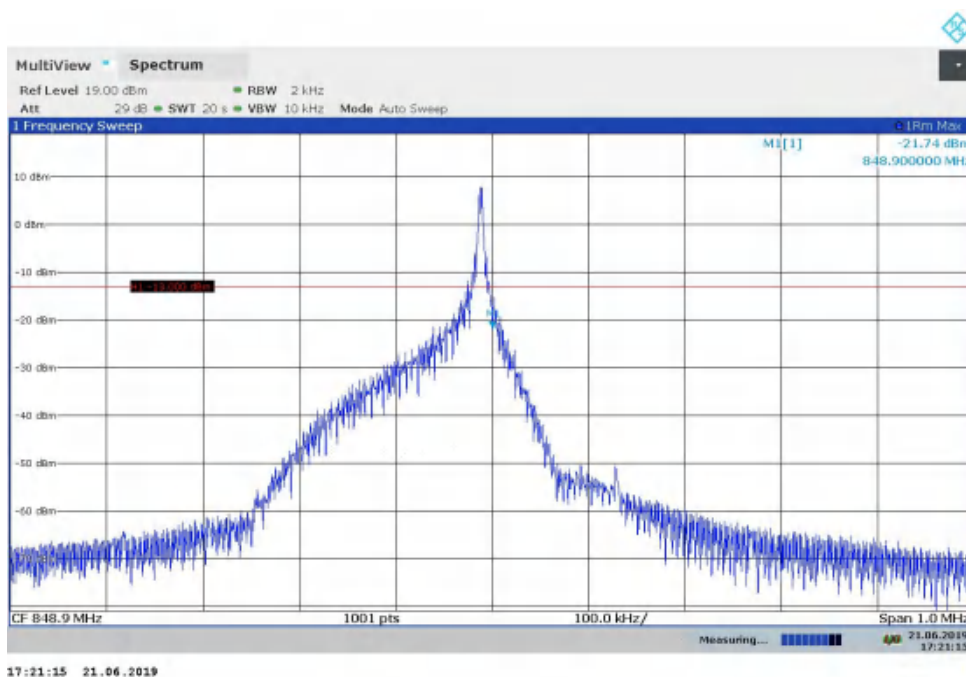
Low Channel, Subcarrier (15kHz), QPSK, 12@0



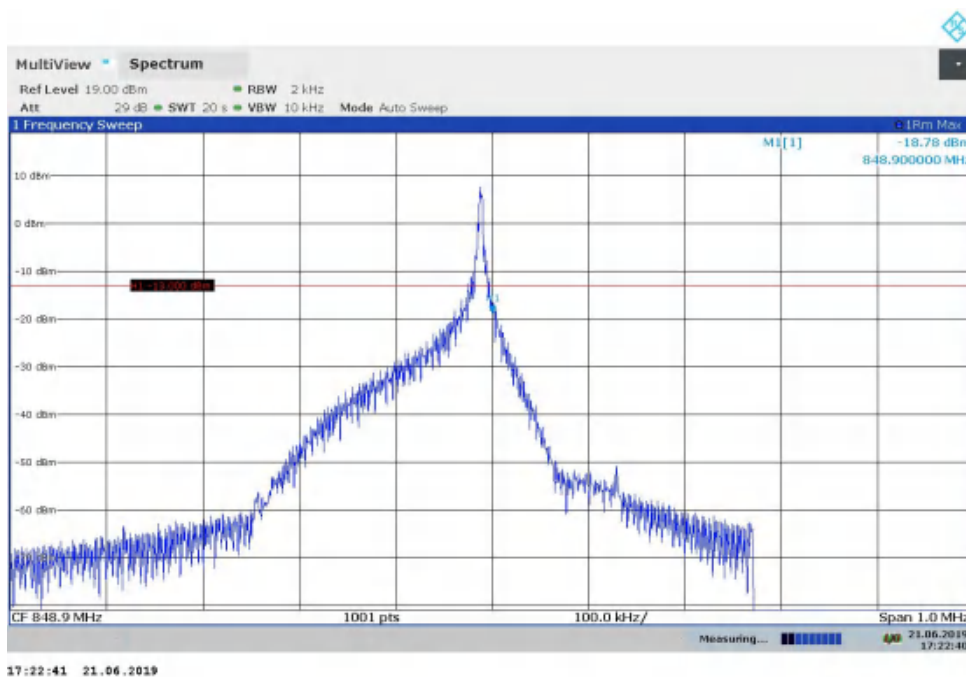
Low Channel, Subcarrier (15kHz), BPSK, 1@0



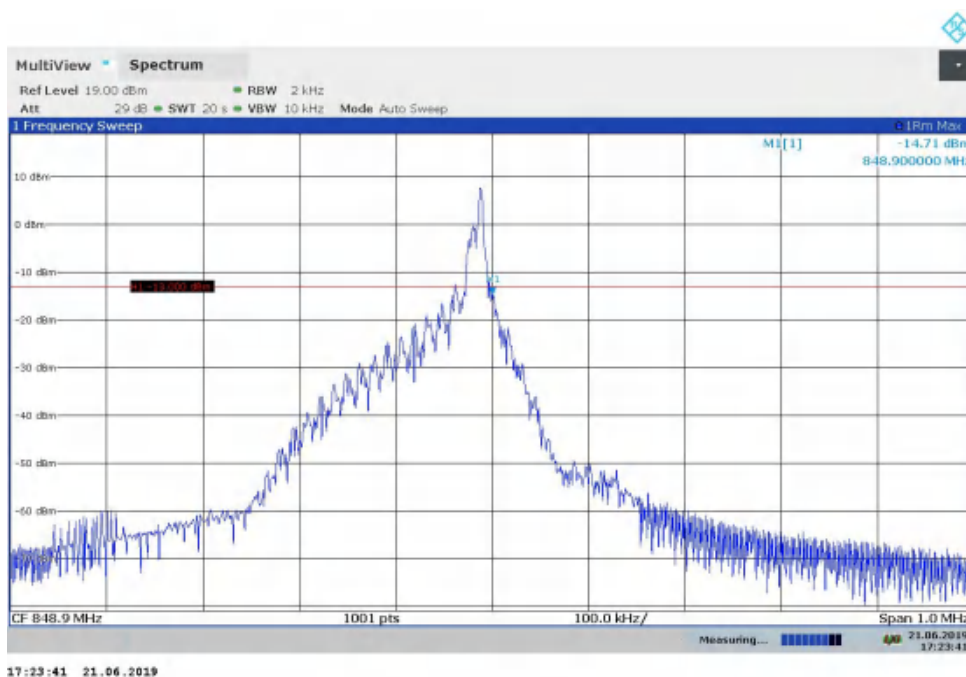
Low Channel, Subcarrier (15kHz), BPSK, 12@0



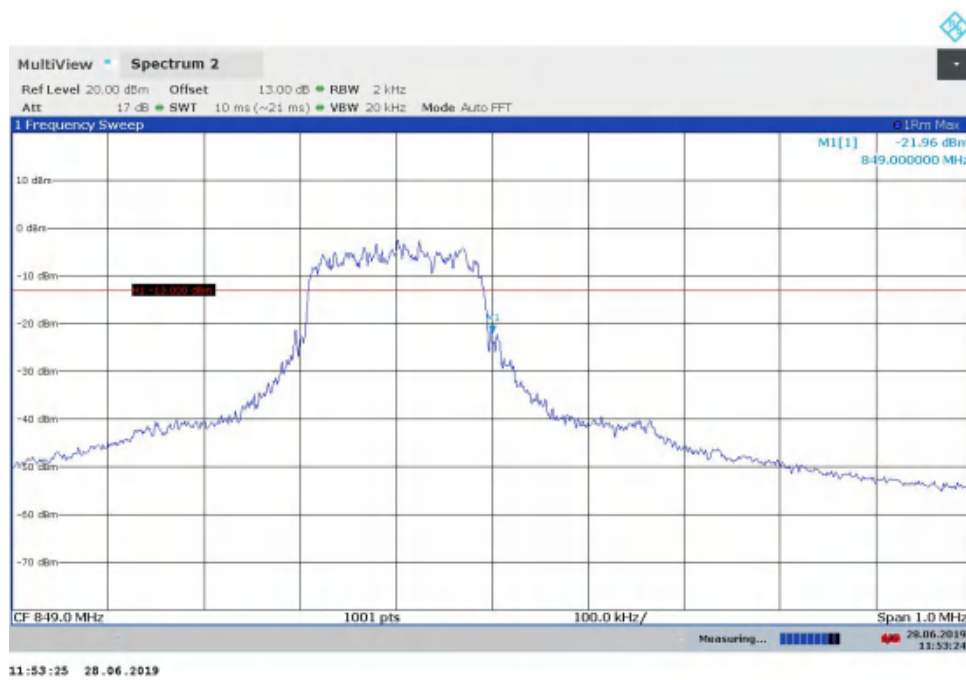
High Channel, Subcarrier (3.75kHz), QPSK, 1@47



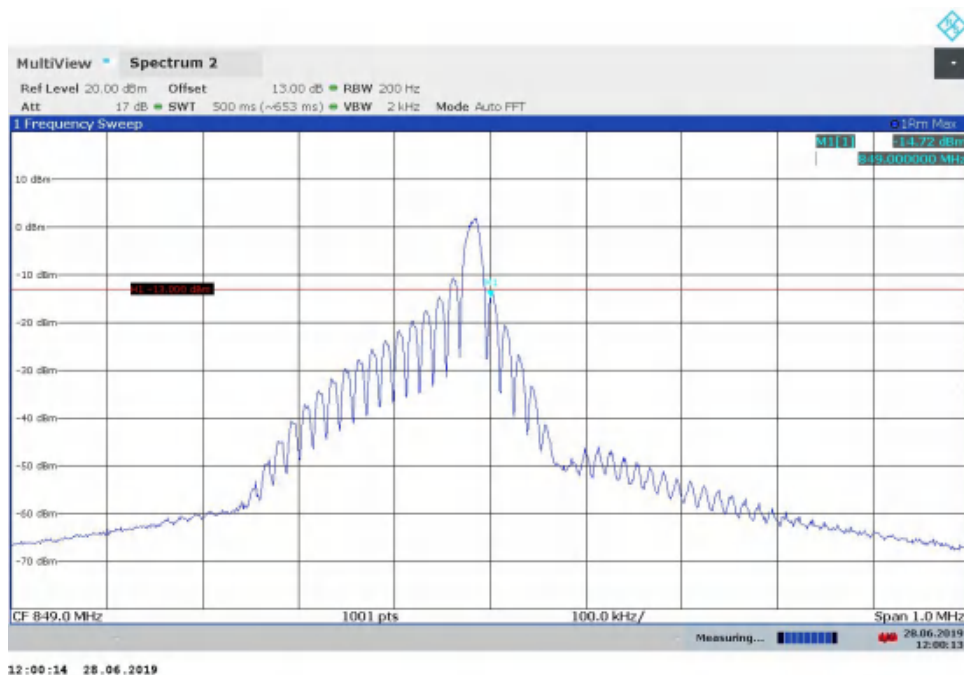
High Channel, Subcarrier (3.75kHz), BPSK, 1@47



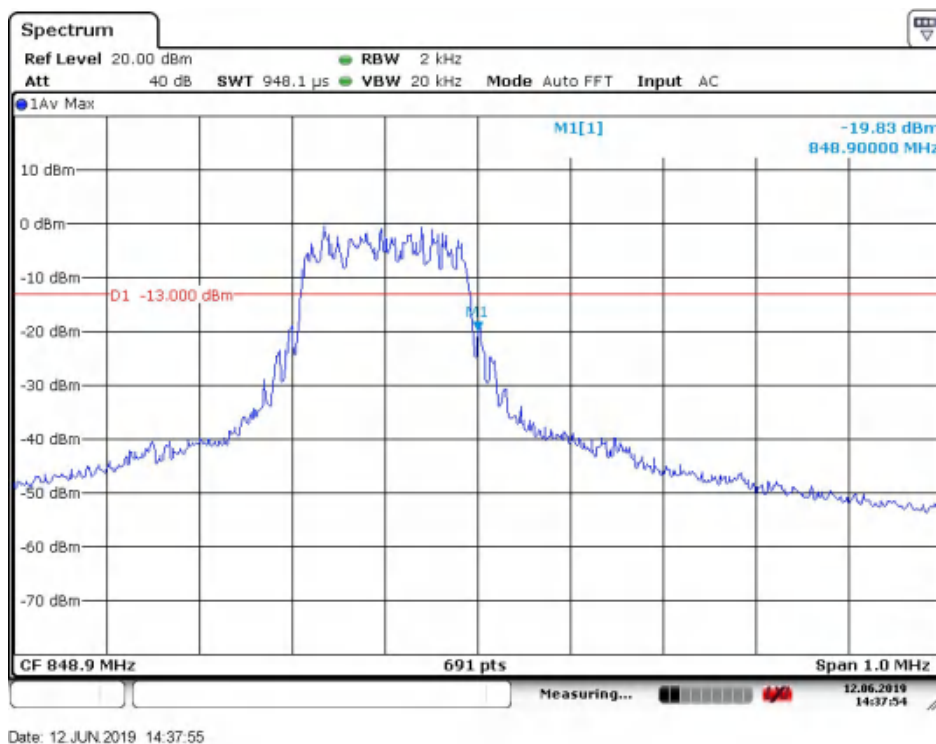
High Channel, Subcarrier (15kHz), QPSK, 1@11



High Channel, Subcarrier (15kHz), QPSK, 12@0

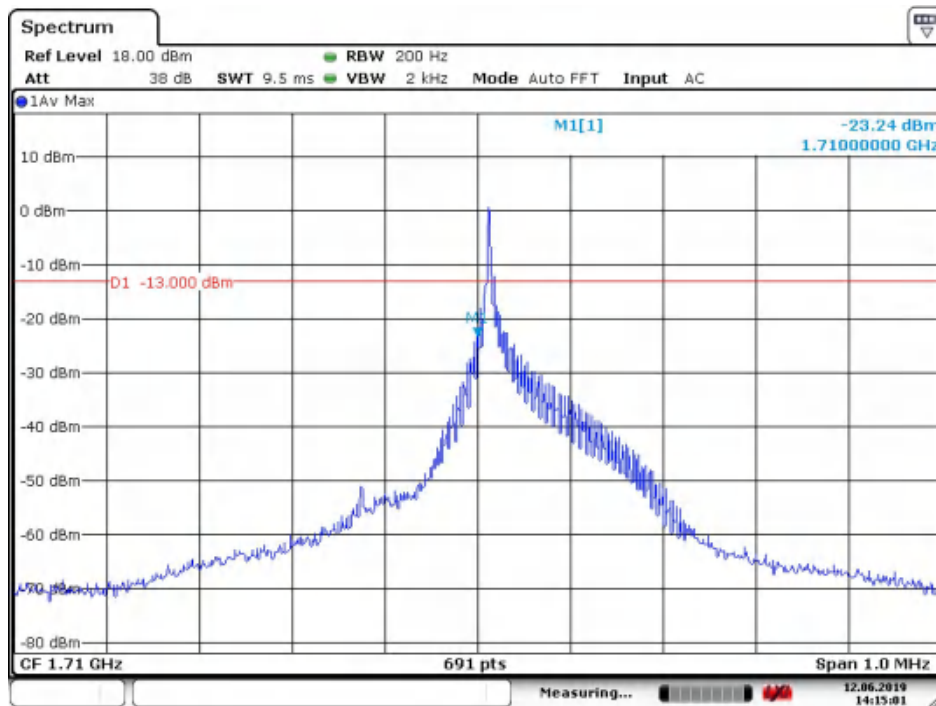


High Channel, Subcarrier (15kHz), BPSK, 1@11



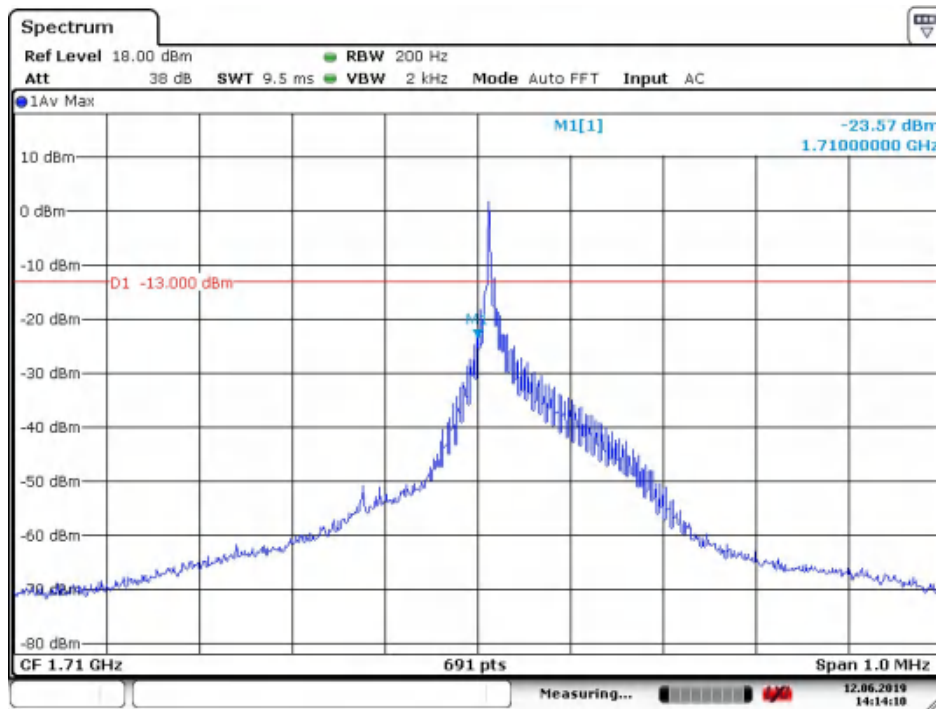
High Channel, Subcarrier (15kHz), BPSK, 12@0

5.5.6 NB-IoT Band 66 Edge Results



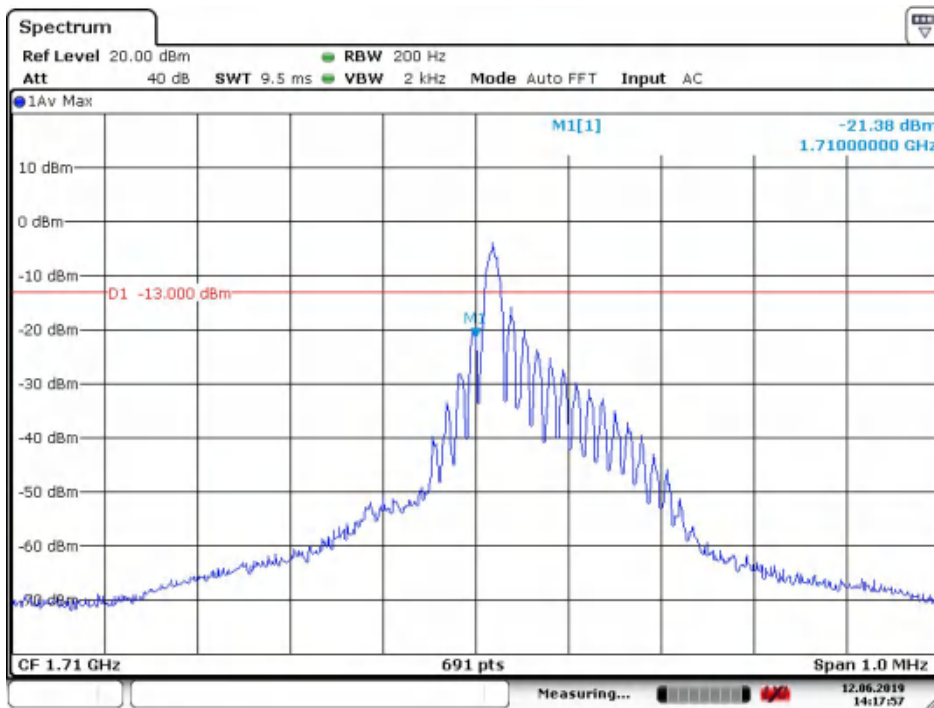
Date: 12 JUN 2019 14:15:01

Low Channel, Subcarrier (3.75kHz), QPSK, 1@0



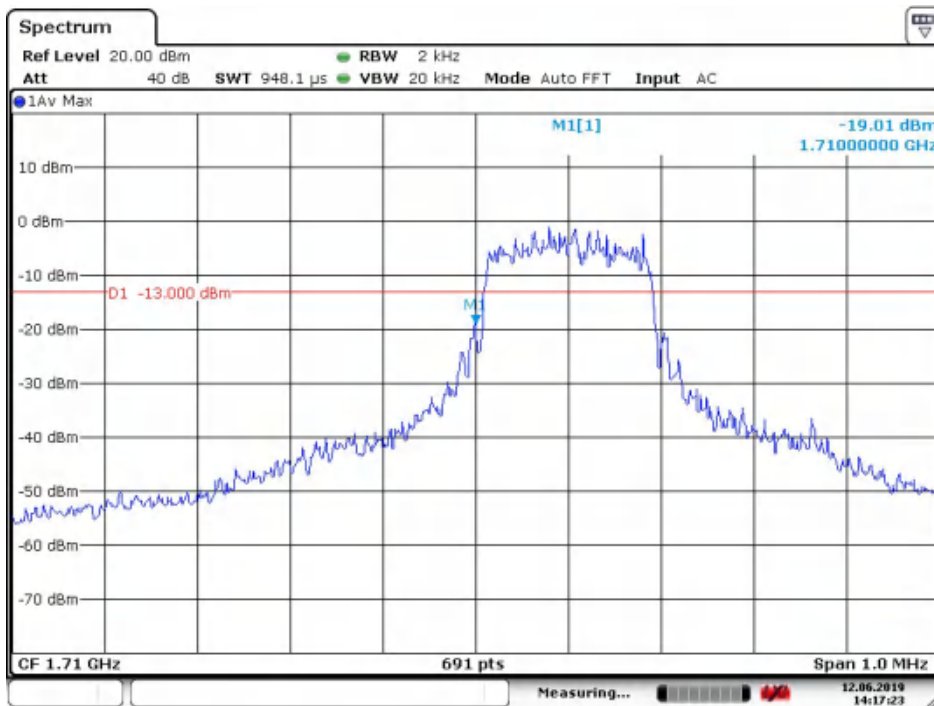
Date: 12 JUN 2019 14:14:10

Low Channel, Subcarrier (3.75kHz), BPSK, 1@0



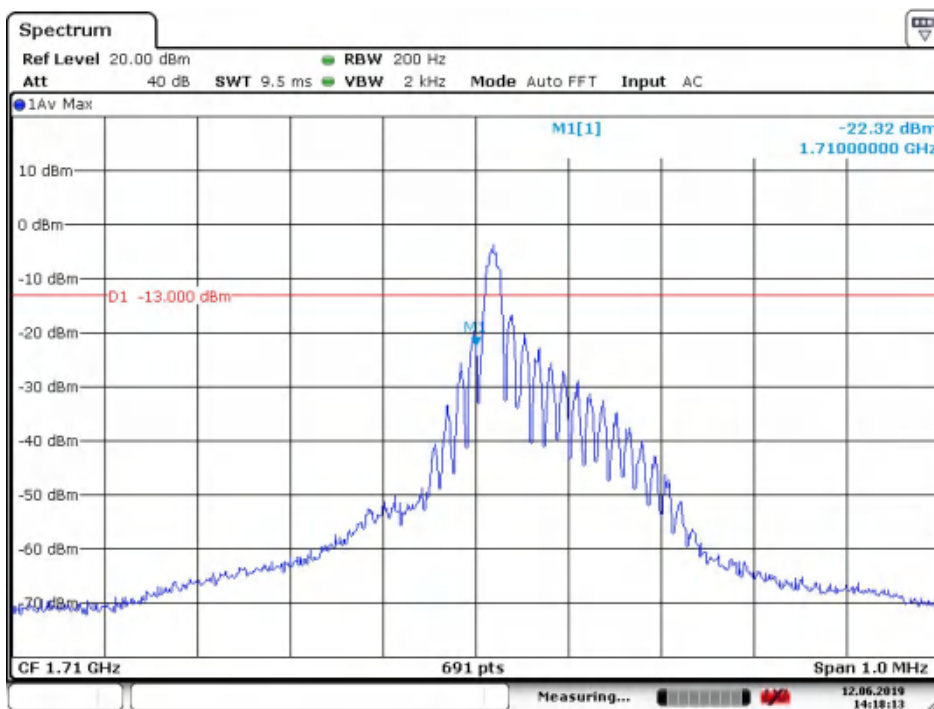
Date: 12 JUN.2019 14:17:57

Low Channel, Subcarrier (15kHz), QPSK, 1@0



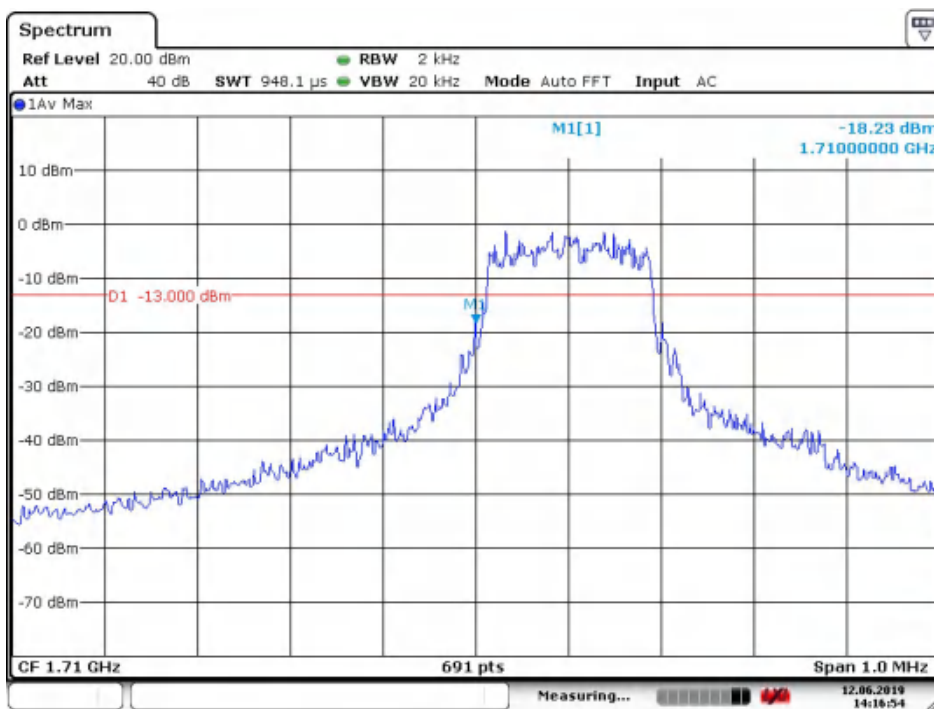
Date: 12 JUN.2019 14:17:24

Low Channel, Subcarrier (15kHz), QPSK, 12@0



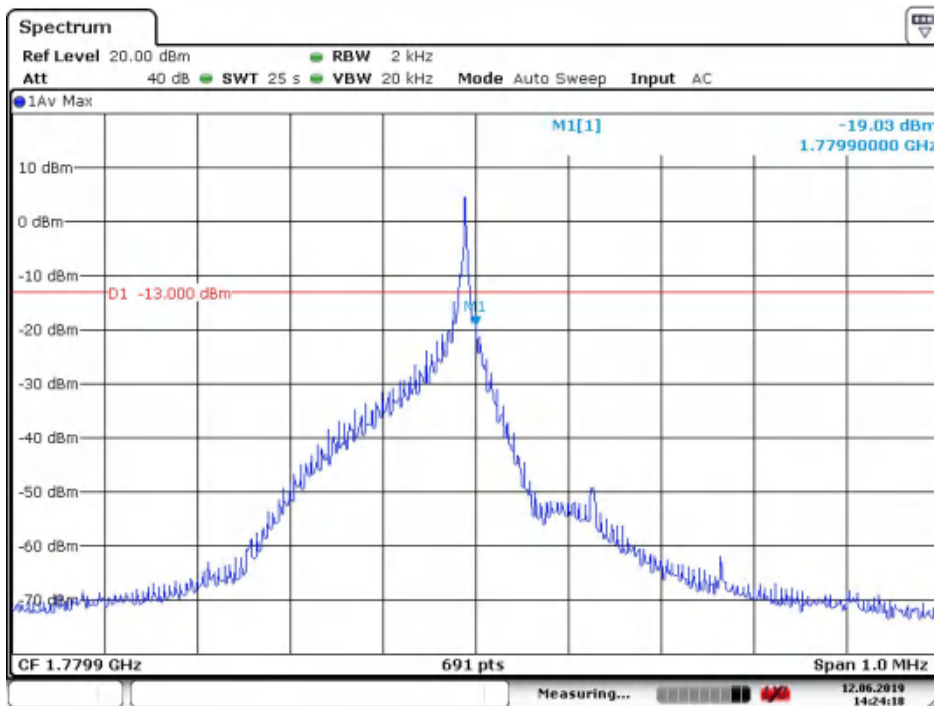
Date: 12 JUN.2019 14:18:13

Low Channel, Subcarrier (15kHz), BPSK, 1@0



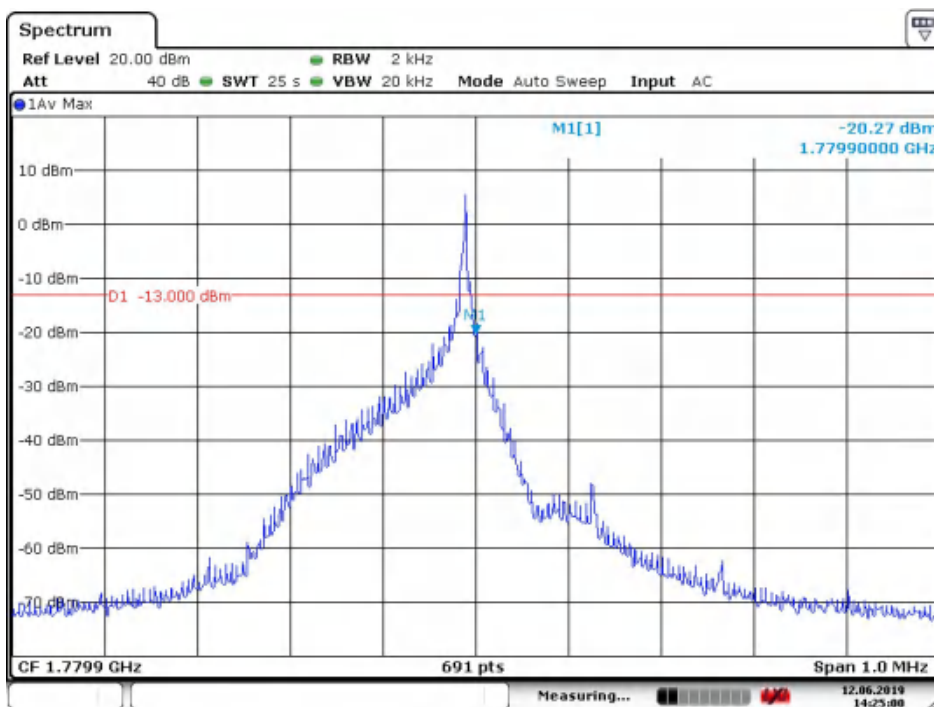
Date: 12 JUN.2019 14:18:54

Low Channel, Subcarrier (15kHz), BPSK, 12@0



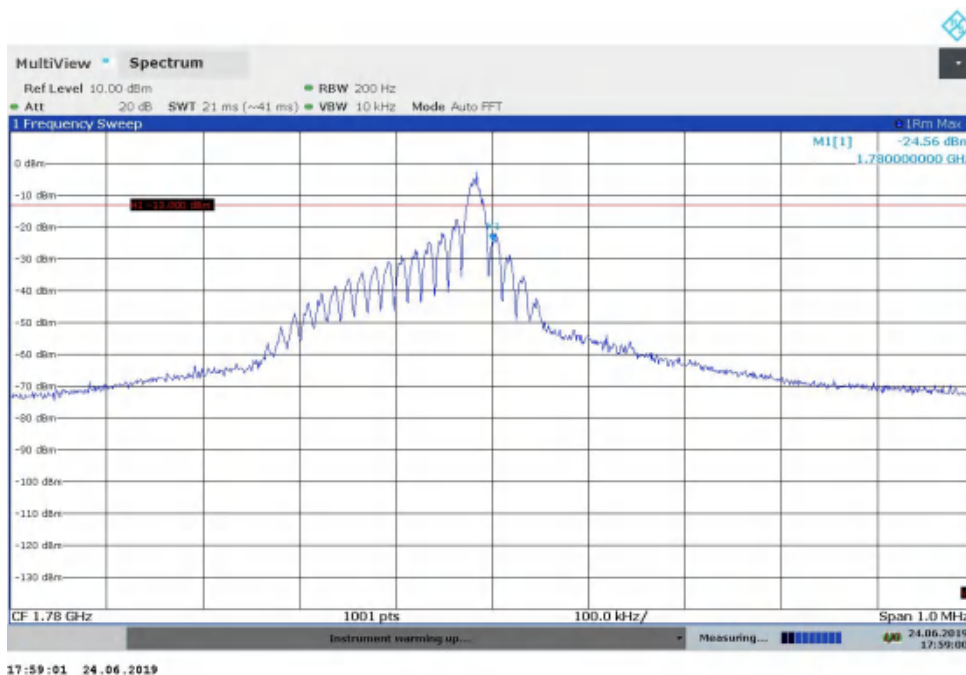
Date: 12 JUN.2019 14:24:18

High Channel, Subcarrier (3.75kHz), QPSK, 1@47

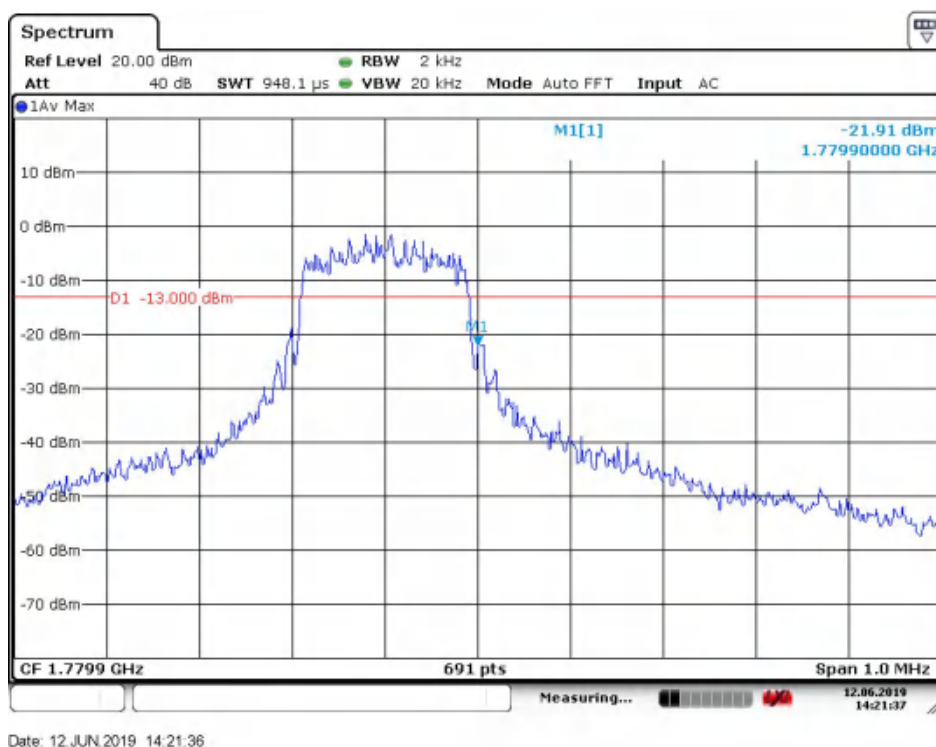


Date: 12 JUN.2019 14:24:59

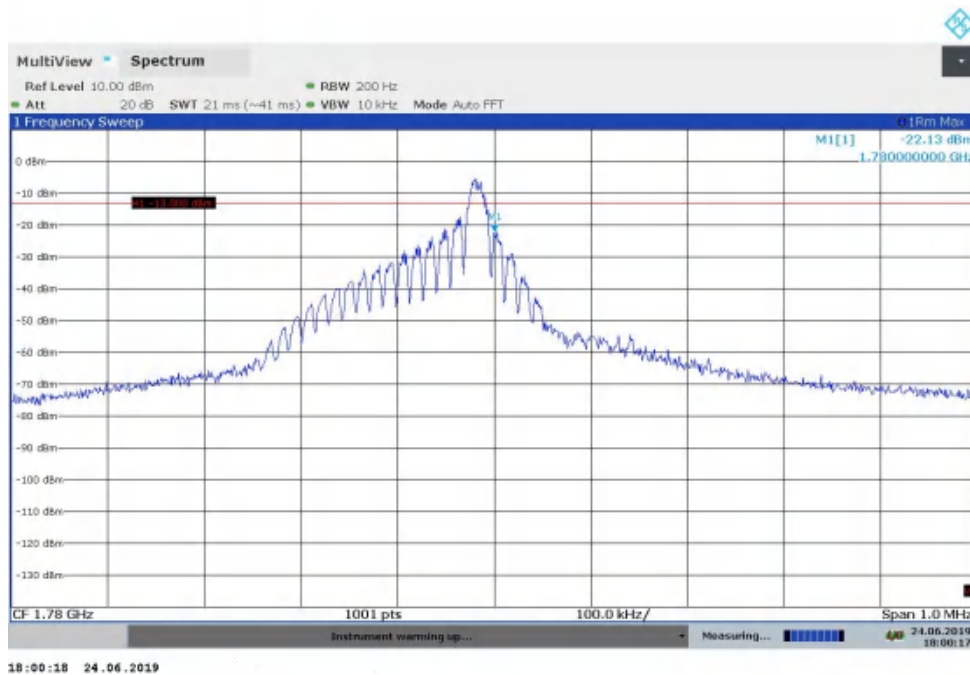
High Channel, Subcarrier (3.75kHz), BPSK, 1@47



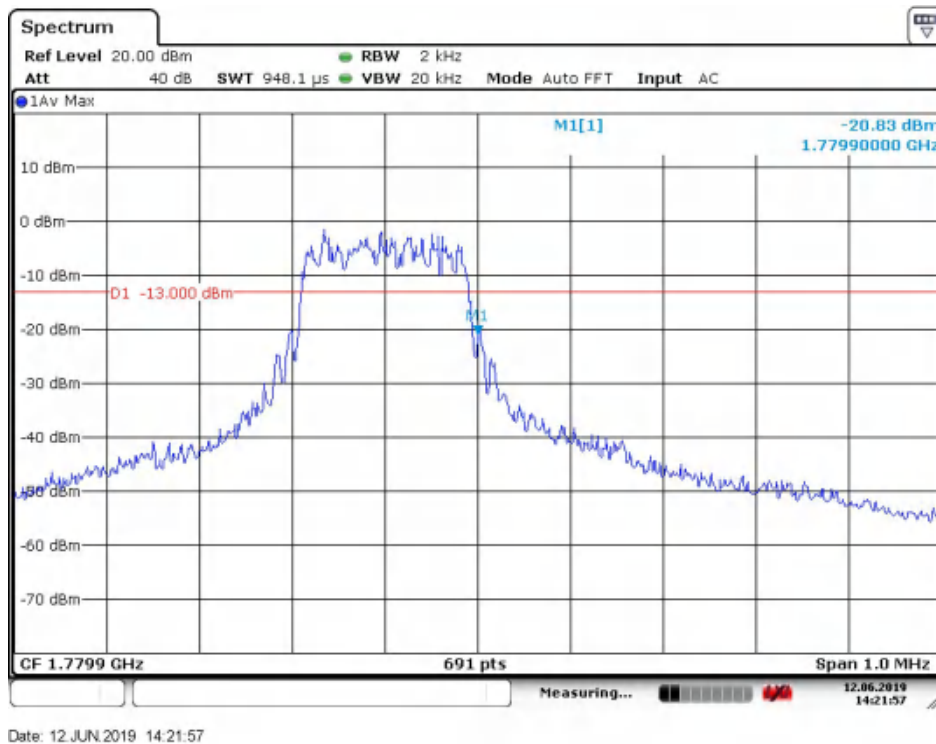
High Channel, Subcarrier (15kHz), QPSK, 1@11



High Channel, Subcarrier (15kHz), QPSK, 12@0

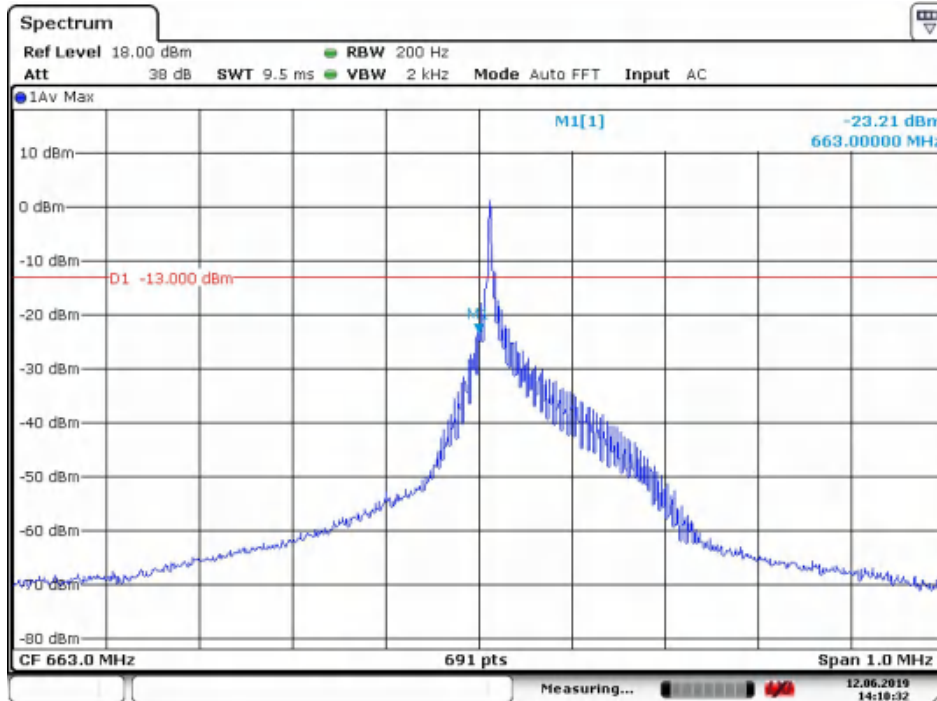


High Channel, Subcarrier (15kHz), BPSK, 1@11



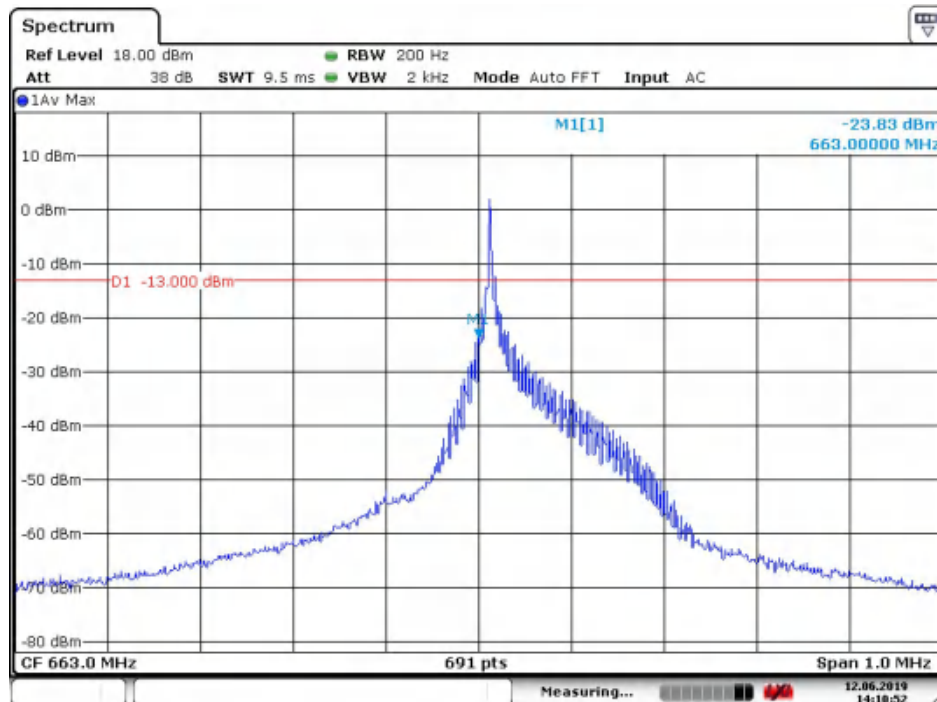
High Channel, Subcarrier (15kHz), BPSK, 12@0

5.5.7 NB-IoT Band 71 Edge Results



Date: 12 JUN 2019 14:10:32

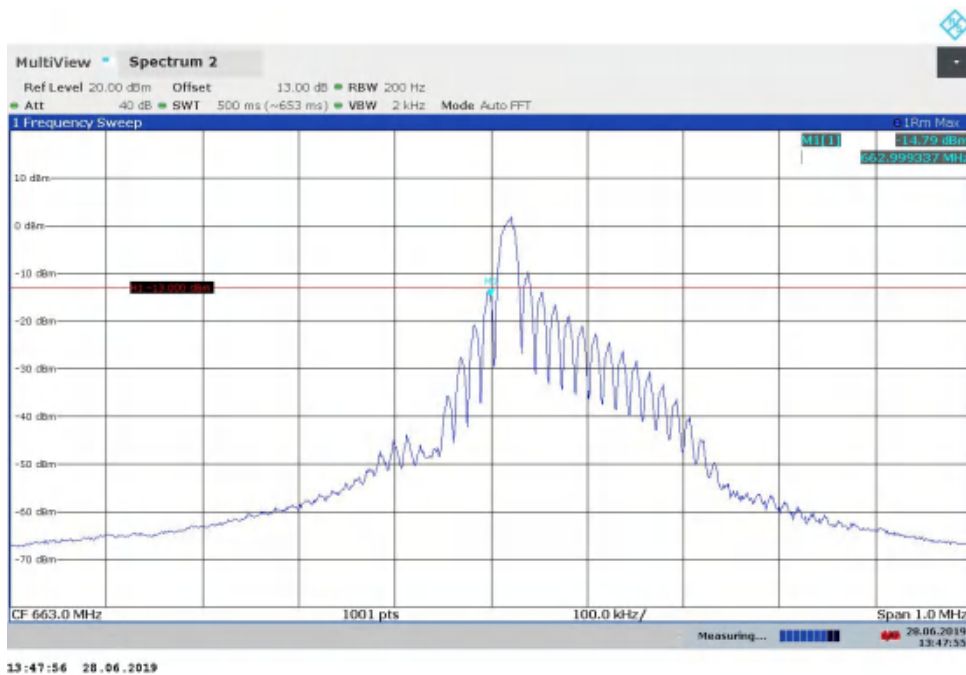
Low Channel, Subcarrier (3.75kHz), QPSK, 1@0



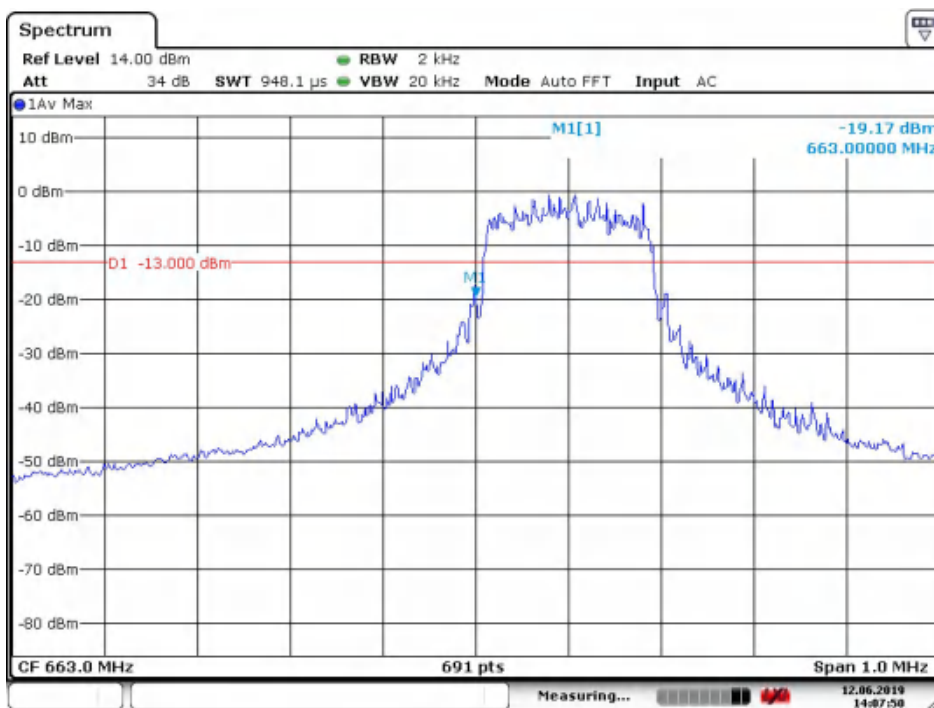
Date: 12 JUN 2019 14:10:52

Report No.:B19W50105-WWAN_Rev6

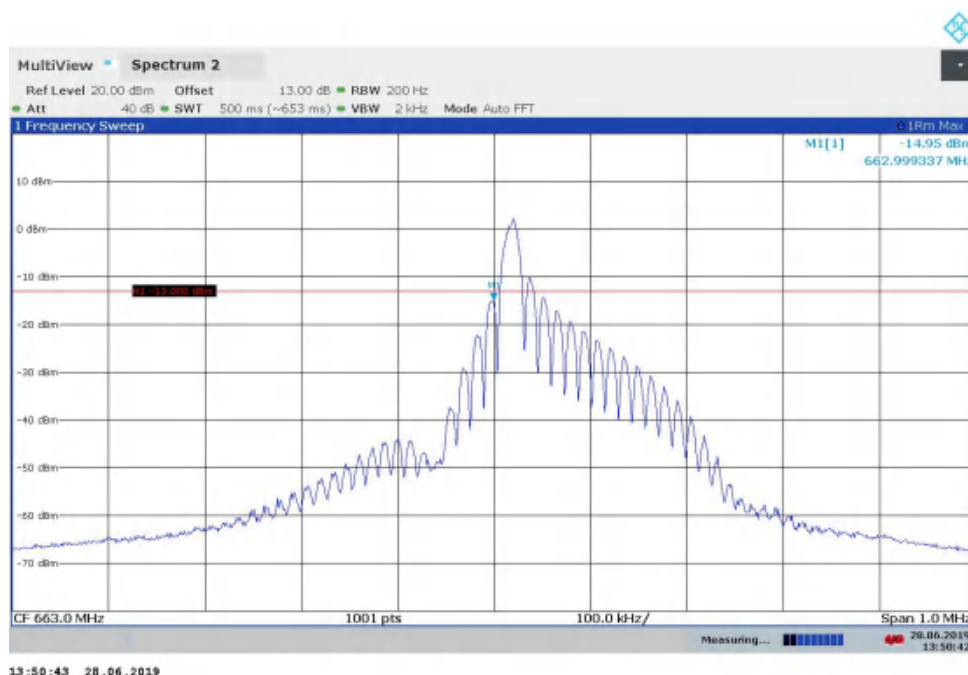
Low Channel, Subcarrier (3.75kHz), BPSK, 1@0



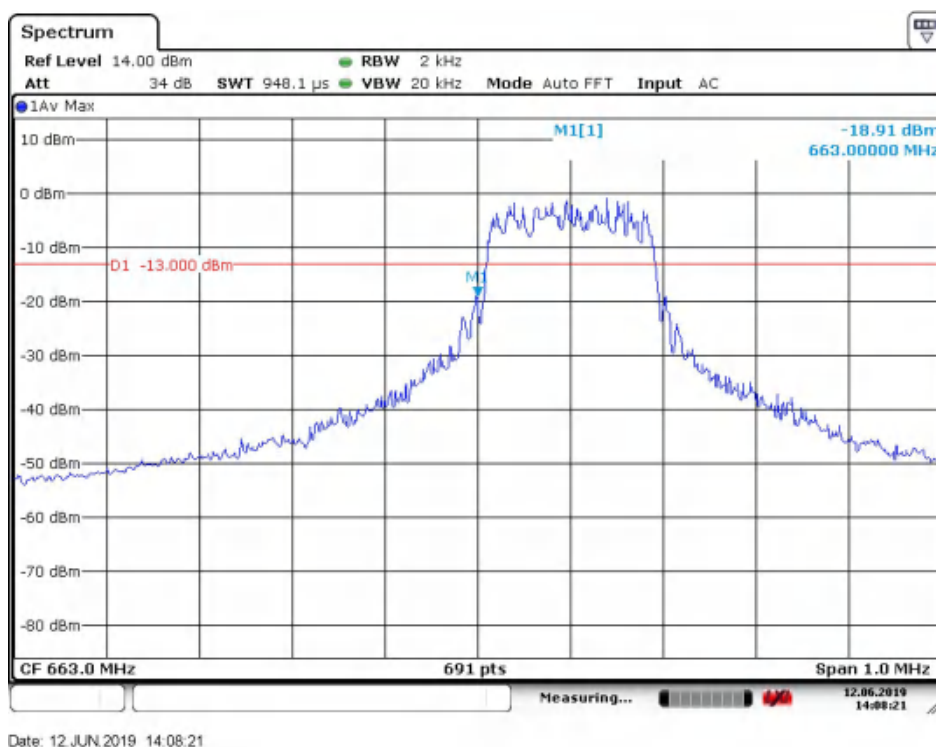
Low Channel, Subcarrier (15kHz), QPSK, 1@0



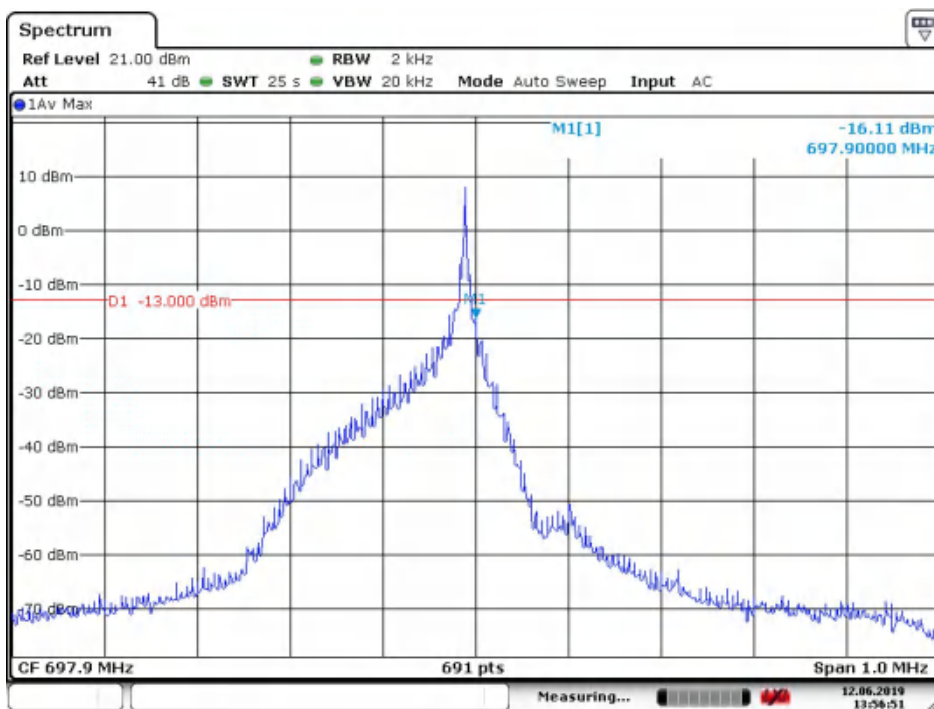
Low Channel, Subcarrier (15kHz), QPSK, 12@0



Low Channel, Subcarrier (15kHz), BPSK, 1@0

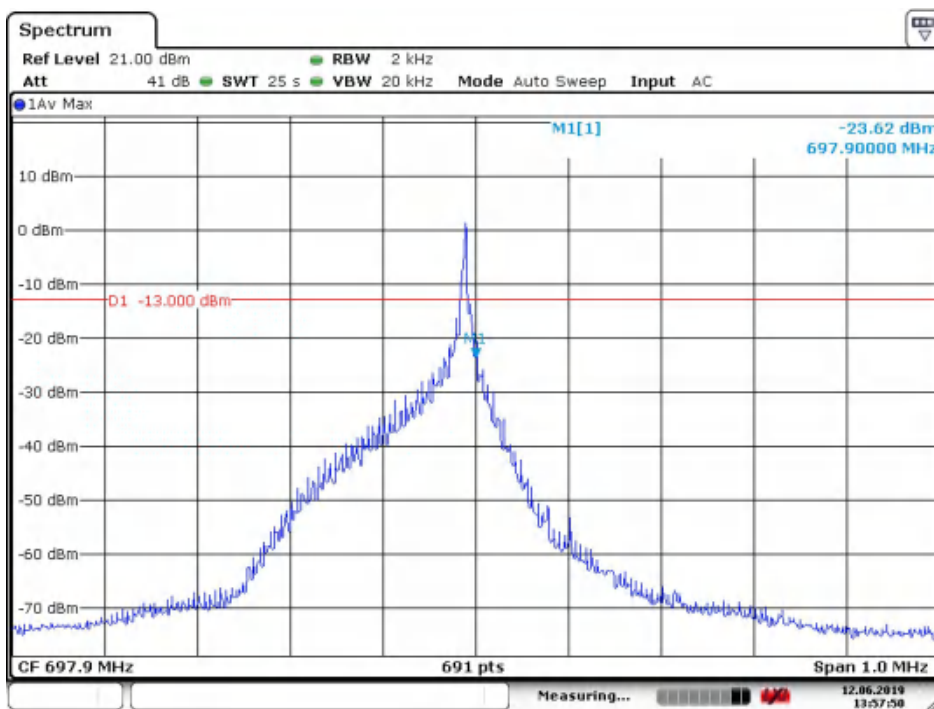


Low Channel, Subcarrier (15kHz), BPSK, 12@0



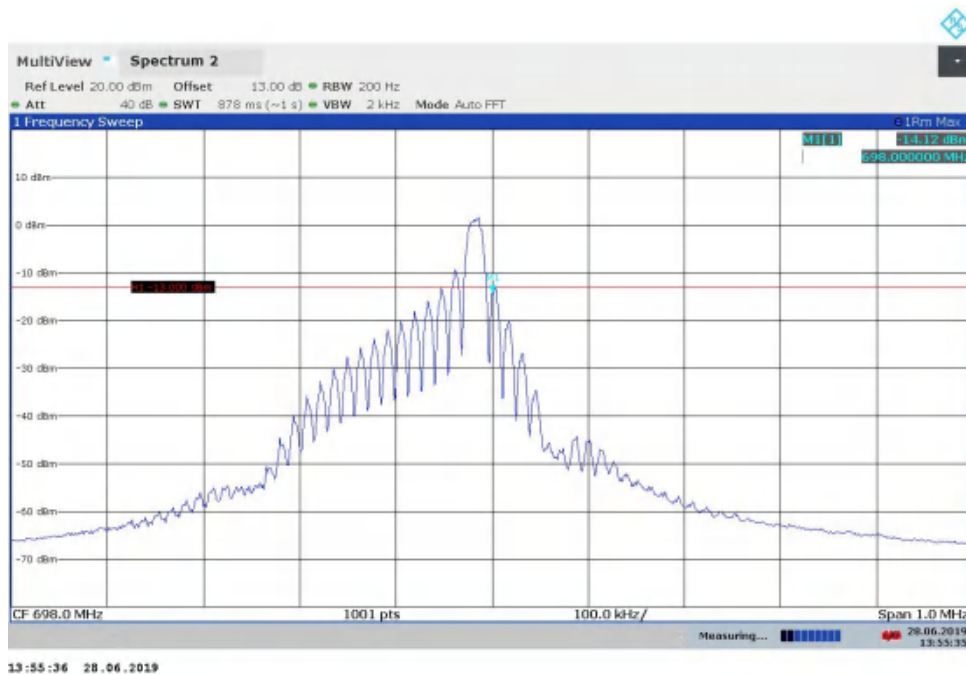
Date: 12 JUN.2019 13:56:52

High Channel, Subcarrier (3.75kHz), QPSK, 1@47

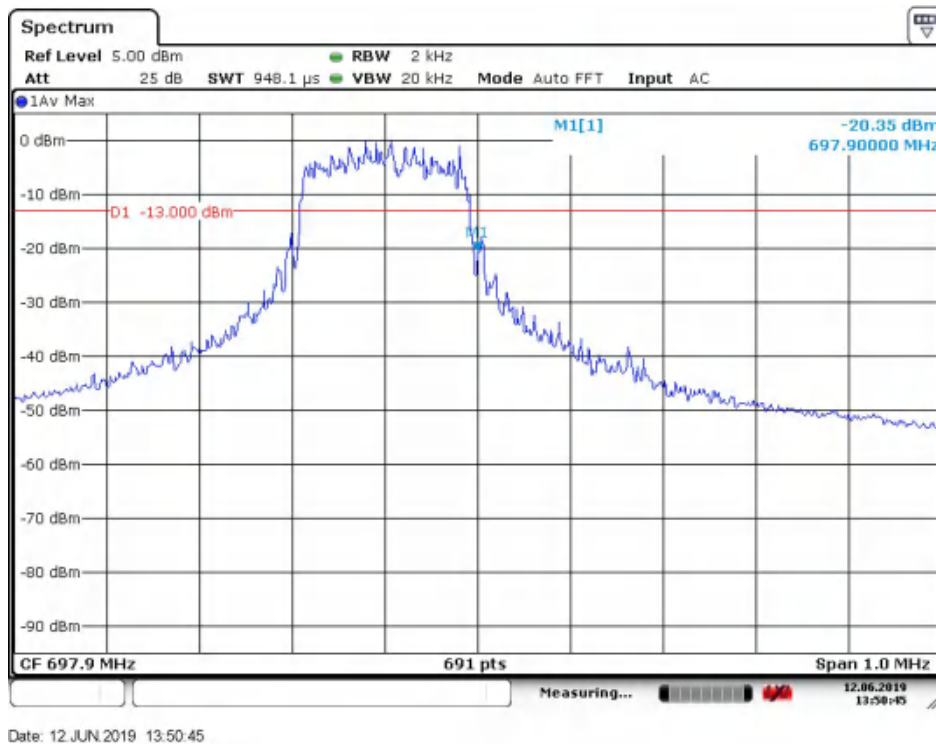


Date: 12 JUN.2019 13:57:51

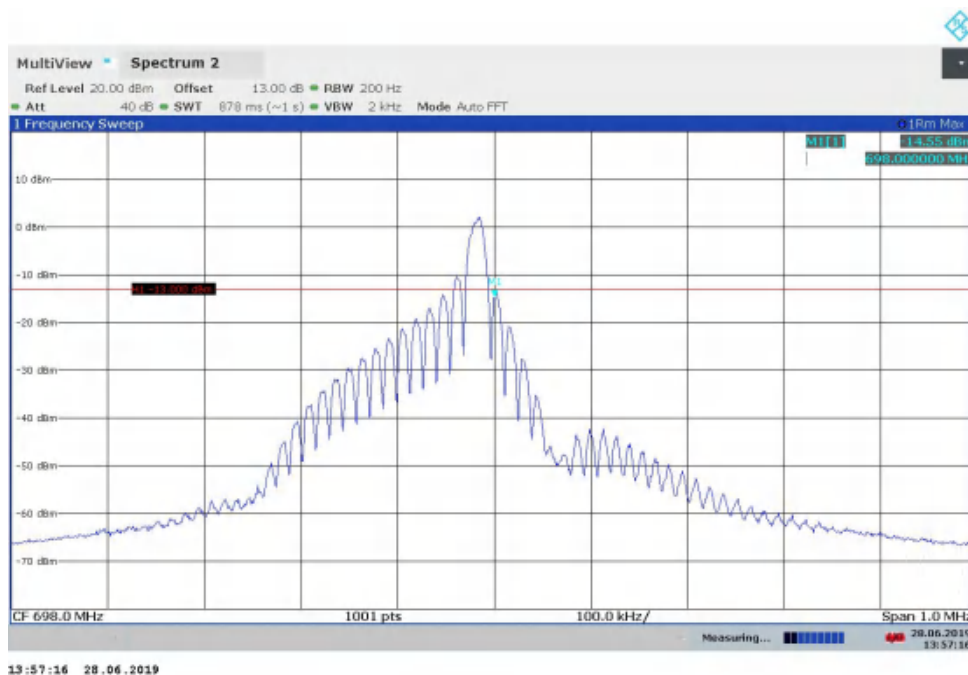
High Channel, Subcarrier (3.75kHz), BPSK, 1@47



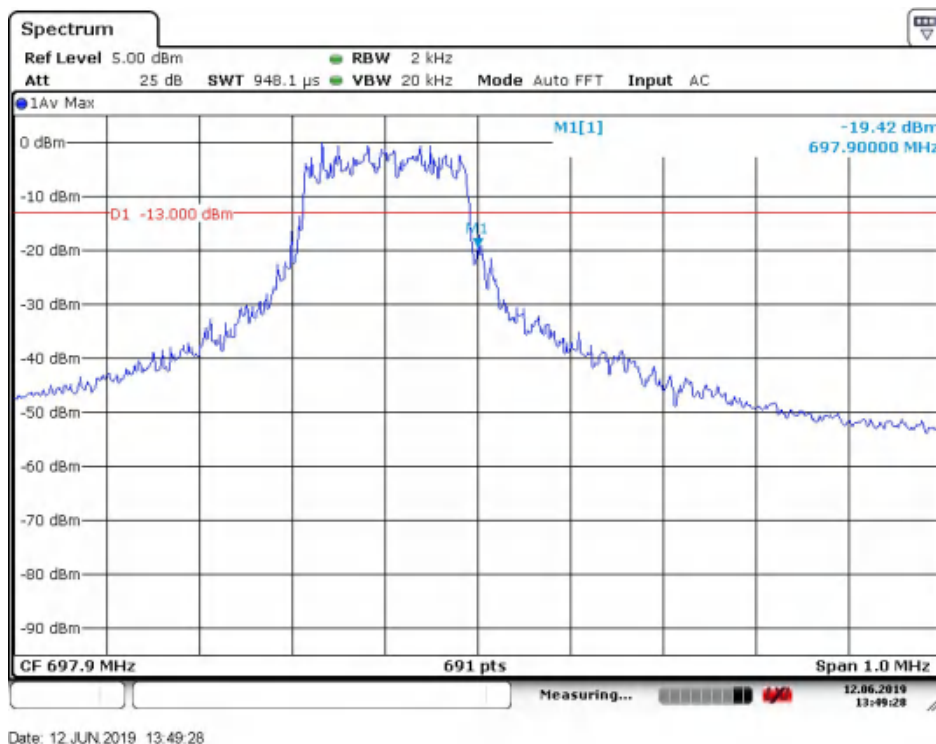
High Channel, Subcarrier (15kHz), QPSK, 1@11



High Channel, Subcarrier (15kHz), QPSK, 12@0



High Channel, Subcarrier (15kHz), BPSK, 1@11



High Channel, Subcarrier (15kHz), BPSK, 12@0

5.6 Frequency Stability over Temperature Variation

Specifications:	FCC Part 2.1055, 22.355, 24.235, 27.54
DUT Serial Number:	868334032569216
Test conditions:	Ambient Temperature:15°C-35°C Relative Humidity:30%-60% Air pressure: 86-106kPa
Test Results:	Pass

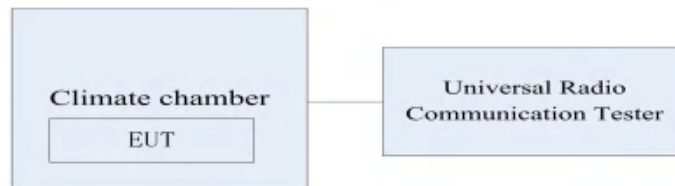
Limit	
Frequency deviation [ppm]	±2.5

Measurement Uncertainty:

Item	Uncertainty
Expanded Uncertainty	15 Hz (k=2)

Test Setup

The EUT was placed in a temperature chamber, demonstrated as figure T. The Wireless Telecommunications Test Set was used to set the Tx channel and power level, modulate the TX signal with different bit patterns and measure the frequency of Tx.



Test Method

- 1、 The EUT was turned off and placed in the temperature chamber.
- 2、 The temperature of the chamber was set to -30°C and allowed to stabilize.
- 3、 The EUT temperature was allowed to stabilize for 45 minutes.
- 4、 The EUT was turned on and set to transmit with Wireless Telecommunications Test Set.
- 5、 The maximum transmit frequency deviation during one minute period was measured by Wireless Communications Test Set.
- 6、 The steps 3-5 were repeated for -30°C,-20°C, -10°C, 0°C, 10°C, 20°C, 30°C, 40°C and 50°C.

Note: Only worst case mode of in-band result is given below, the EUT is working in BPSK modulation, Sub-carrier Spacing 15 kHz, full tones, middle channel mode.

Address: No. 8,Yuma Road, Chayuan New City, Nan'an District, Chongqing, P. R. China,401336
Tel: 0086-23-88069965

FAX: 0086-23-88608777

Chongqing Academy of Information and Communications Technology

Report No.:B19W50105-WWAN_Rev6

5.6.1 NB-IoT Band Frequency Stability over Temperature Variation Results

Band	Offset	Temperature[°C]								
		-30	-20	-10	0	10	20	30	40	50
Band 2	Hz	-24.6	-22.4	12.77	13.52	-9.45	-17.85	-9.2	-15.12	13.23
	ppm	-0.013	-0.012	0.007	0.007	-0.005	-0.009	-0.005	-0.008	0.007
Band 4	Hz	-22.98	-6.05	8.23	14.34	15.04	-4.74	-5.87	14.23	-6.15
	ppm	-0.011	-0.003	0.004	0.007	0.007	-0.002	-0.003	0.007	-0.003
Band 12	Hz	-10.09	-12.02	14.87	13.91	-13.48	-14.38	12.4	-5.88	-8.82
	ppm	-0.014	-0.017	0.021	0.020	-0.019	-0.020	0.018	-0.008	-0.013
Band 13	Hz	-12.46	-7.65	13.63	15.94	-12.12	7.67	11.52	-8.12	-14.77
	ppm	-0.016	-0.010	0.017	0.020	-0.016	0.010	0.015	-0.010	-0.019
Band 26	Hz	-13.75	12.86	6.45	-7.66	11.87	-18.83	8.71	17.54	-13.49
	ppm	-0.017	0.015	0.008	-0.009	0.014	-0.023	0.010	0.021	-0.016
Band 66	Hz	-15.38	5.48	15.36	-5.53	9.8	13.65	-12.33	10.53	15.49
	ppm	-0.009	0.003	0.009	-0.003	0.006	0.008	-0.007	0.006	0.009
Band 71	Hz	15.73	12.61	6.74	8.61	17.62	15.12	-12.36	-11.21	13.51
	ppm	0.023	0.019	0.010	0.013	0.026	0.022	-0.018	-0.017	0.020

5.7 Frequency Stability over Voltage Variation

Specifications:	FCC Part 2.1055, 22.355, 24.235, 27.54
DUT Serial Number:	868334032569216
Test conditions:	Ambient Temperature:15°C-35°C Relative Humidity:30%-60% Air pressure: 86-106kPa
Test Results:	Pass

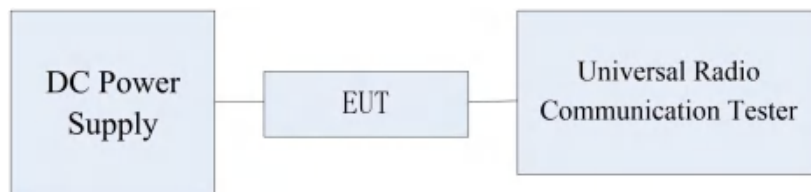
Limit	
Frequency deviation [ppm]	±2.5

Measurement Uncertainty:

Item	Uncertainty
Expanded Uncertainty	15 Hz (k=2)

Test Setup

The EUT was placed in a shielding chamber and powered by an adjustable power supply, demonstrated as figure V. A Wireless Telecommunications Test Set was used to set the TX channel and power level, modulate the TX signal with different bit patterns and measure the frequency of TX.



Test Method

The EUT was powered by the adjustable power supply. The frequency stability is measured by the Wireless Telecommunications Test Set.

Note: Only worst case mode of in-band result is given below, the EUT is working in BPSK modulation, Sub-carrier Spacing 15 kHz, full tones, middle channel mode.

5.7.1 NB-IoT Band Frequency Stability over Voltage Variation Results

Test data:

Band	Offset	Voltage (V)		
		3.00	3.30	3.60
Band 2	Hz	13.61	16.17	10.21
	ppm	0.007	0.009	0.005
Band 4	Hz	10.04	5.04	8.04
	ppm	0.005	0.002	0.004
Band 12	Hz	-13.82	15.82	11.82
	ppm	-0.020	0.022	0.017
Band 13	Hz	-14.77	-14.77	-14.77
	ppm	-0.019	-0.019	-0.019
Band 26	Hz	12.34	-15.49	-17.49
	ppm	0.015	-0.019	-0.021
Band 66	Hz	7.53	15.49	12.49
	ppm	0.004	0.009	0.007
Band 71	Hz	6.71	8.92	10.32
	ppm	0.010	0.013	0.015

5.8 Peak to Average Ratio

Specifications:	FCC Part 24.232, 27.50
DUT Serial Number:	868334032569216
Test conditions:	Ambient Temperature:15°C-35°C Relative Humidity:30%-60% Air pressure: 86-106kPa
Test Results:	Pass

Limit

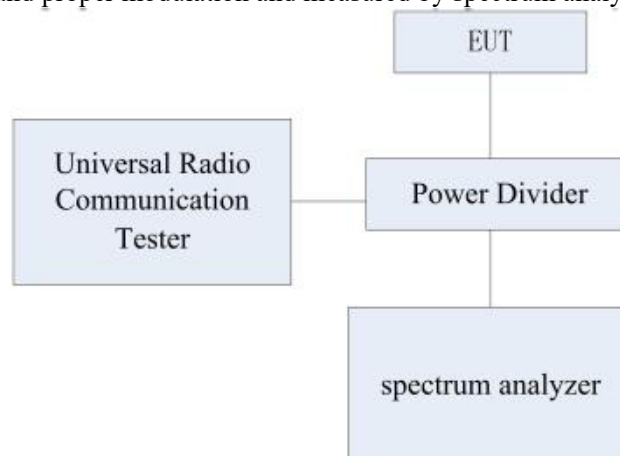
The EUT meets the requirement of having a peak to average ratio of less than 13dB.

Measurement Uncertainty:

Item	Uncertainty
Expanded Uncertainty	0.52 dB (k=2)

Test Setup

During the test, the EUT was controlled via the Wireless Communications Test Set to ensure max power transmission and proper modulation and measured by spectrum analyzer.



Test Method

The transmitter output was connected to a SP8315 through a coaxial RF cable and directional coupler, and configured to operate at maximum power. The peak to average ratio was measured at the required operating frequencies in each Band on the Spectrum Analyzer.

Note: Only worst case mode of in-band result is given below.

5.8.1 NB-IoT band 2 Peak to Average Ratio Results

Channel	Sub-carrier Spacing [kHz]	Modulation	N _{tones}	Peak to Average Ratio
Low	15	BPSK	1	4.37
		QPSK	1	7.00
Mid	15	BPSK	1	8.88
		QPSK	1	6.54
High	15	BPSK	1	7.22
		QPSK	1	6.81

5.8.2 NB-IoT band 4 Peak to Average Ratio Results

Channel	Sub-carrier Spacing [kHz]	Modulation	N _{tones}	Peak to Average Ratio
Low	15	BPSK	1	7.22
		QPSK	1	7.03
Mid	15	BPSK	1	7.19
		QPSK	1	6.91
High	15	BPSK	1	7.15
		QPSK	1	6.96

5.8.3 NB-IoT band 12 Peak to Average Ratio Results

Channel	Sub-carrier Spacing [kHz]	Modulation	N _{tones}	Peak to Average Ratio
Low	15	BPSK	1	7.38
		QPSK	1	6.88
Mid	15	BPSK	1	7.34
		QPSK	1	6.99
High	15	BPSK	1	7.38

Chongqing Academy of Information and Communications Technology

Report No.:B19W50105-WWAN_Rev6

		QPSK	1	7.05
--	--	------	---	------

5.8.4 NB-IoT band 13 Peak to Average Ratio Results

Channel	Sub-carrier Spacing [kHz]	Modulation	N _{tones}	Peak to Average Ratio
Low	15	BPSK	1	7.24
		QPSK	1	6.94
Mid	15	BPSK	1	6.99
		QPSK	1	6.88
High	15	BPSK	1	7.16
		QPSK	1	6.88

5.8.5 NB-IoT band 26 Peak to Average Ratio Results

Channel	Sub-carrier Spacing [kHz]	Modulation	N _{tones}	Peak to Average Ratio
Low	15	BPSK	1	7.59
		QPSK	1	7.66
Mid	15	BPSK	1	7.47
		QPSK	1	7.68
High	15	BPSK	1	7.06
		QPSK	1	6.67

5.8.6 NB-IoT band 66 Peak to Average Ratio Results

Channel	Sub-carrier Spacing [kHz]	Modulation	N _{tones}	Peak to Average Ratio
Low	15	BPSK	1	5.96
		QPSK	1	6.14
Mid	15	BPSK	1	7.11

Chongqing Academy of Information and Communications Technology

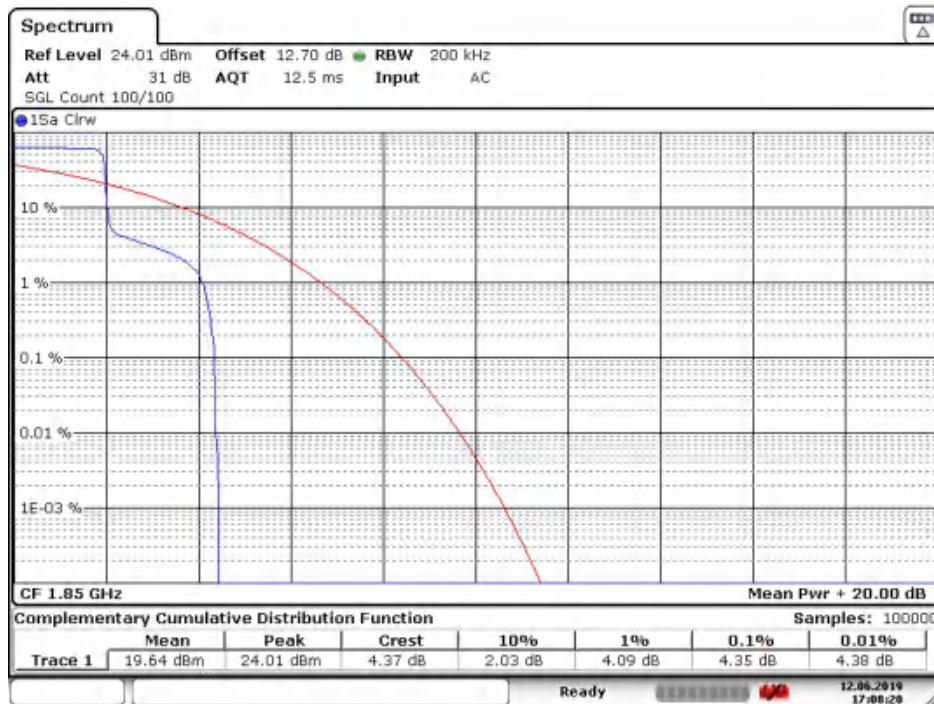
Report No.:B19W50105-WWAN_Rev6

		QPSK	1	6.85
High	15	BPSK	1	7.05
		QPSK	1	6.90

5.8.7 NB-IoT band 71 Peak to Average Ratio Results

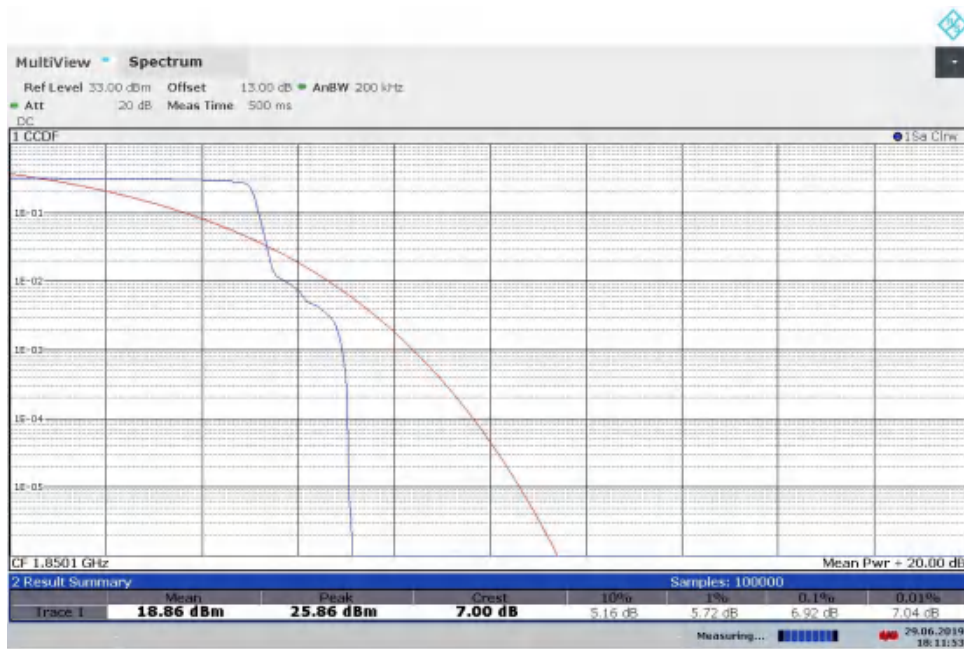
Channel	Sub-carrier Spacing [kHz]	Modulation	N _{tones}	Peak to Average Ratio
Low	15	BPSK	1	7.47
		QPSK	1	7.11
Mid	15	BPSK	1	7.38
		QPSK	1	7.08
High	15	BPSK	1	6.06
		QPSK	1	6.41

Graphical for Peak to Average Ratio Results



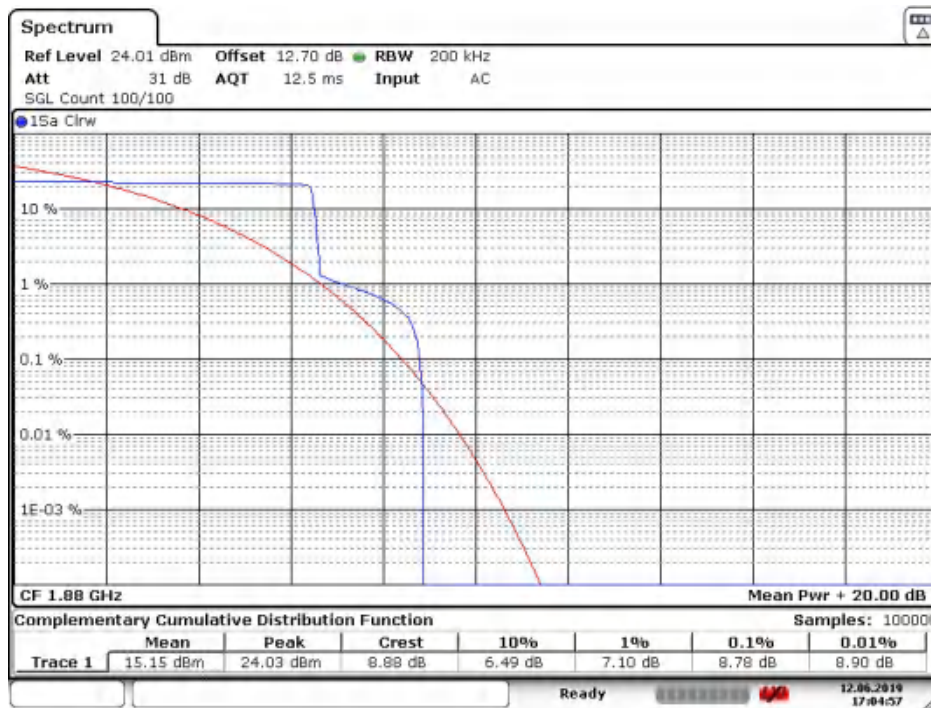
Date: 12 JUN.2019 17:08:20

NB-IoT Band 2, Low Channel, BPSK, 1



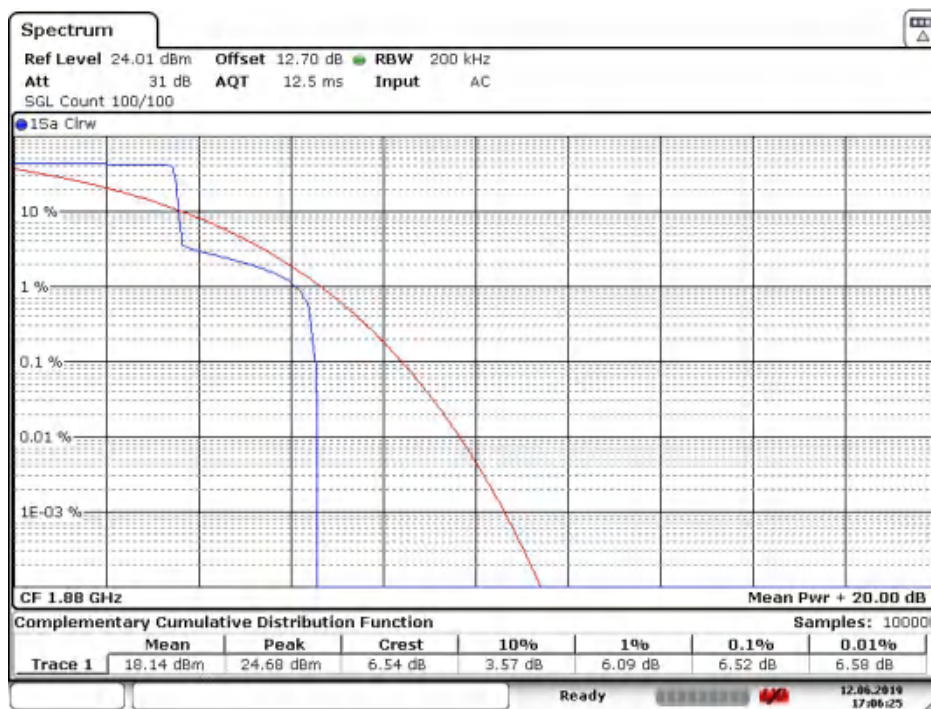
18:11:54 29.06.2019

NB-IoT Band 2, Low Channel, QPSK, 1



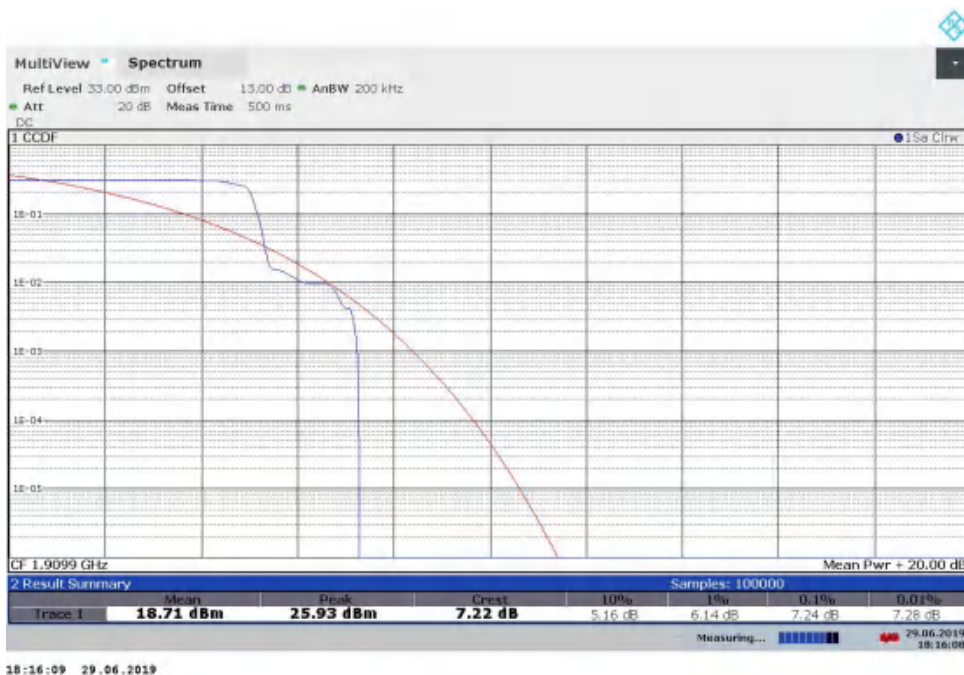
Date: 12 JUN.2019 17:04:57

NB-IoT Band 2, Mid Channel, BPSK, 1

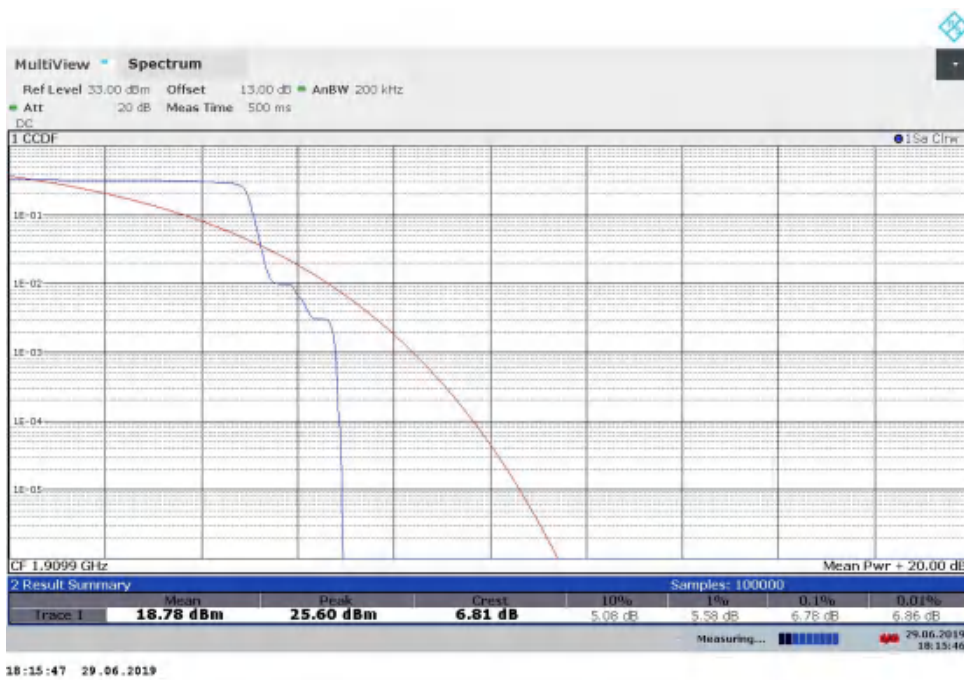


Date: 12 JUN.2019 17:06:25

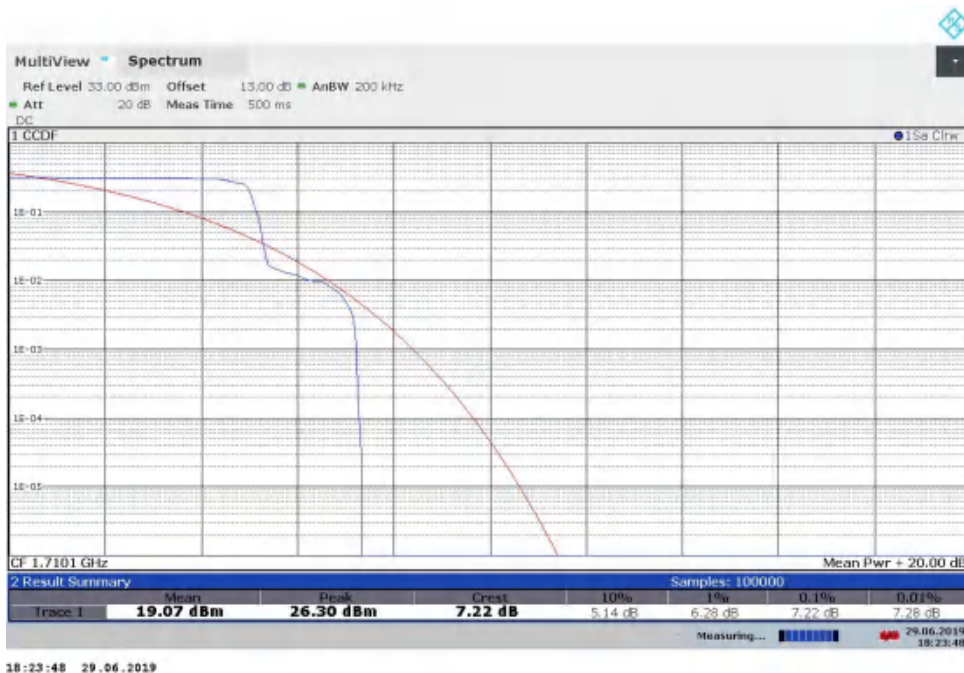
NB-IoT Band 2, Mid Channel, QPSK, 1



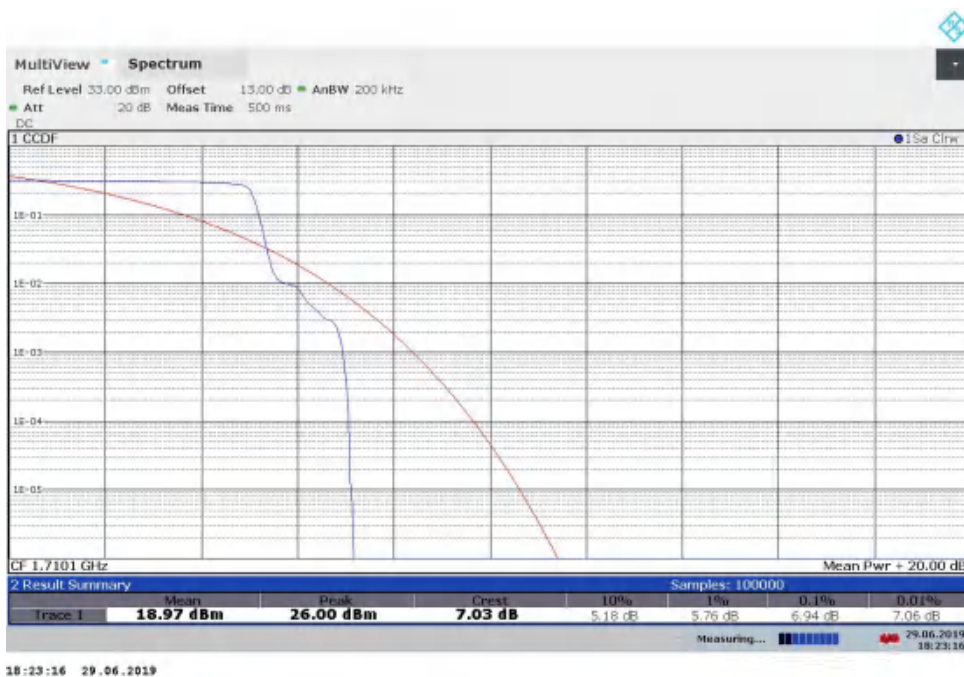
NB-IoT Band 2, High Channel, BPSK, 1



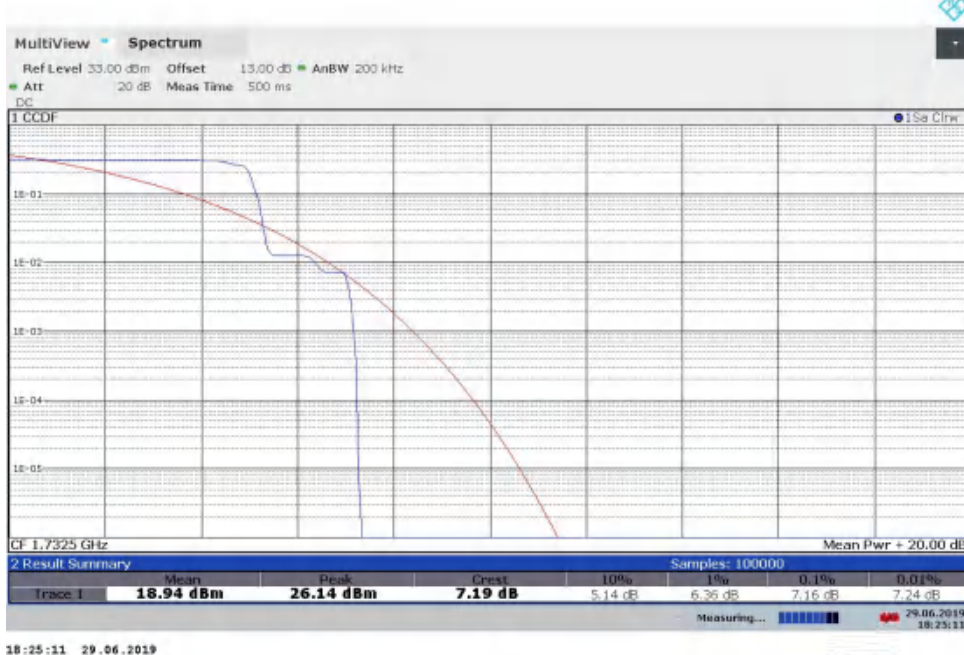
NB-IoT Band 2, High Channel, QPSK, 1



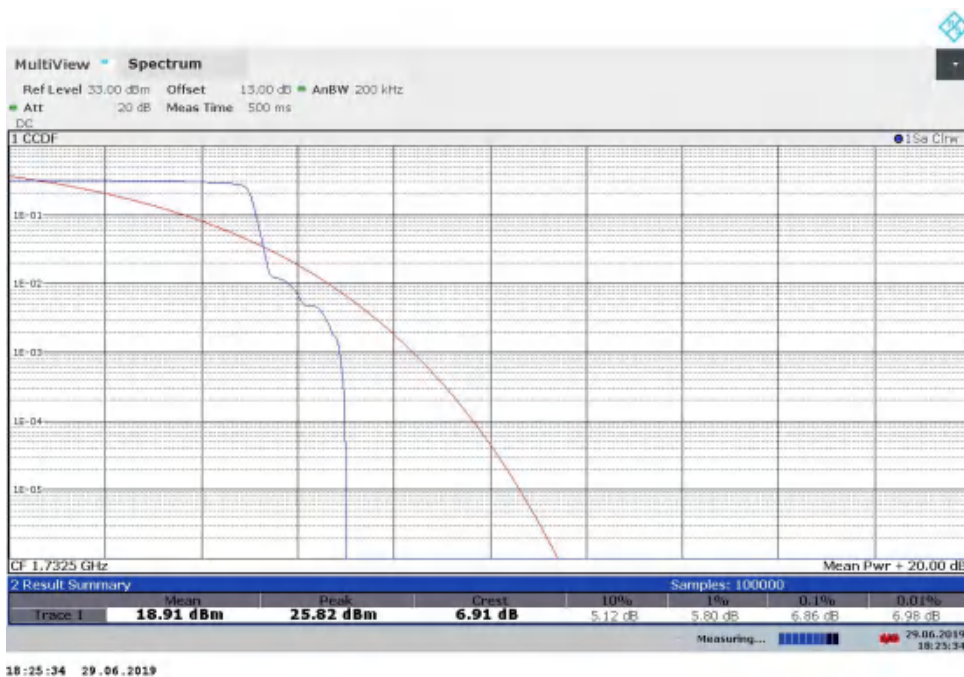
NB-IoT Band 4, Low Channel, BPSK, 1



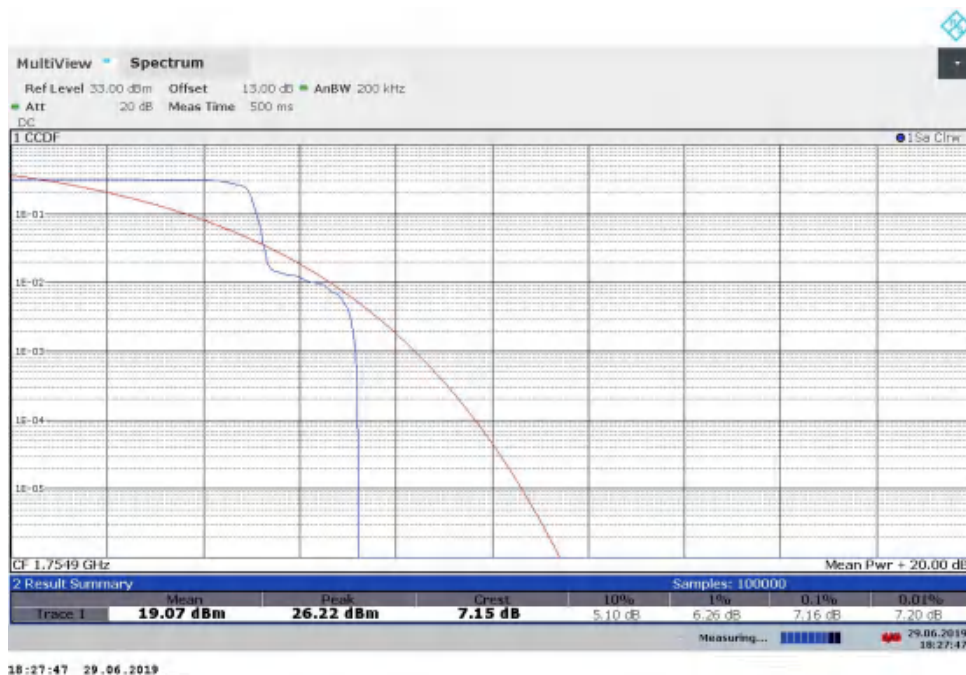
NB-IoT Band 4, Low Channel, QPSK, 1



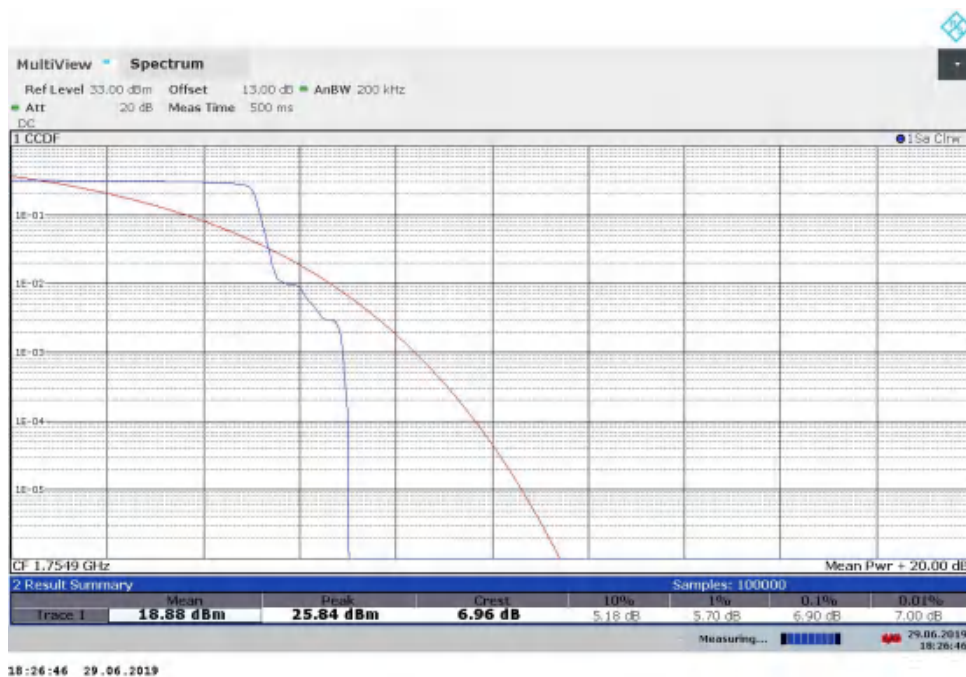
NB-IoT Band 4, Mid Channel, BPSK, 1



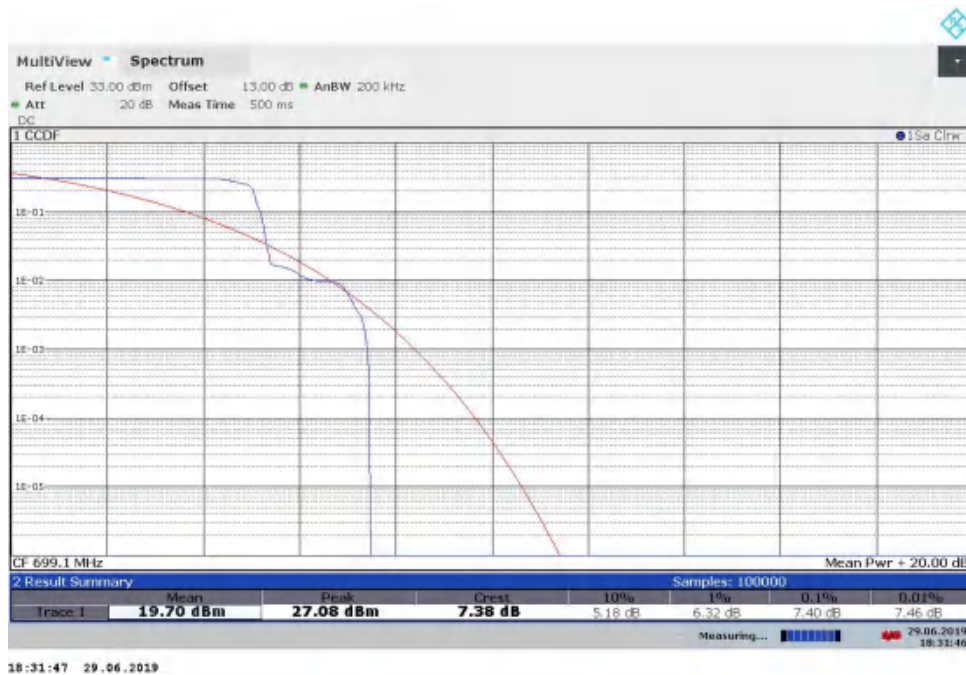
NB-IoT Band 4, Mid Channel, QPSK, 1



NB-IoT Band 4, High Channel, BPSK, 1



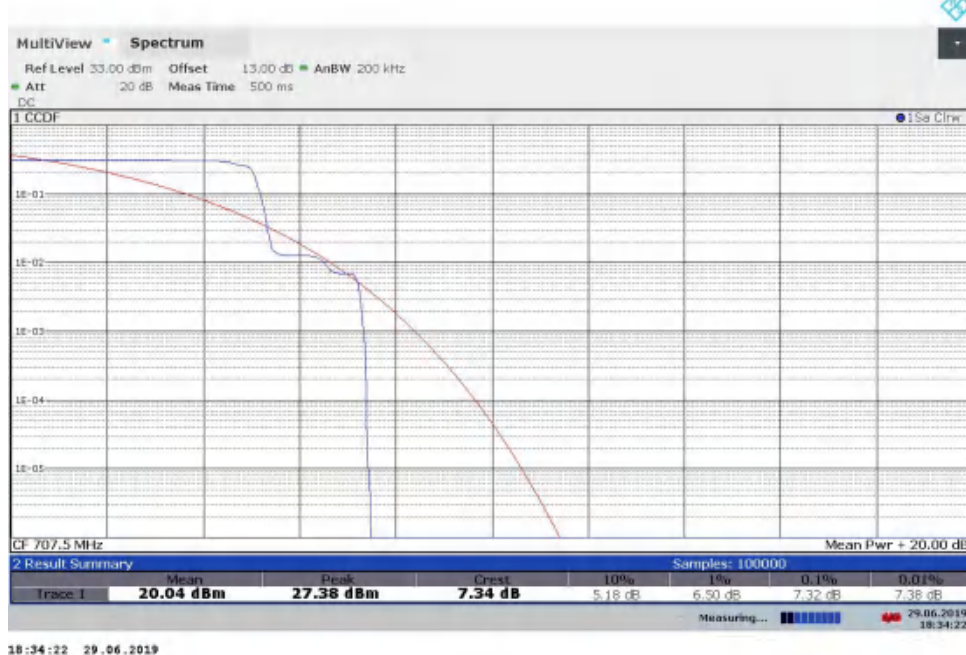
NB-IoT Band 4, High Channel, QPSK, 1



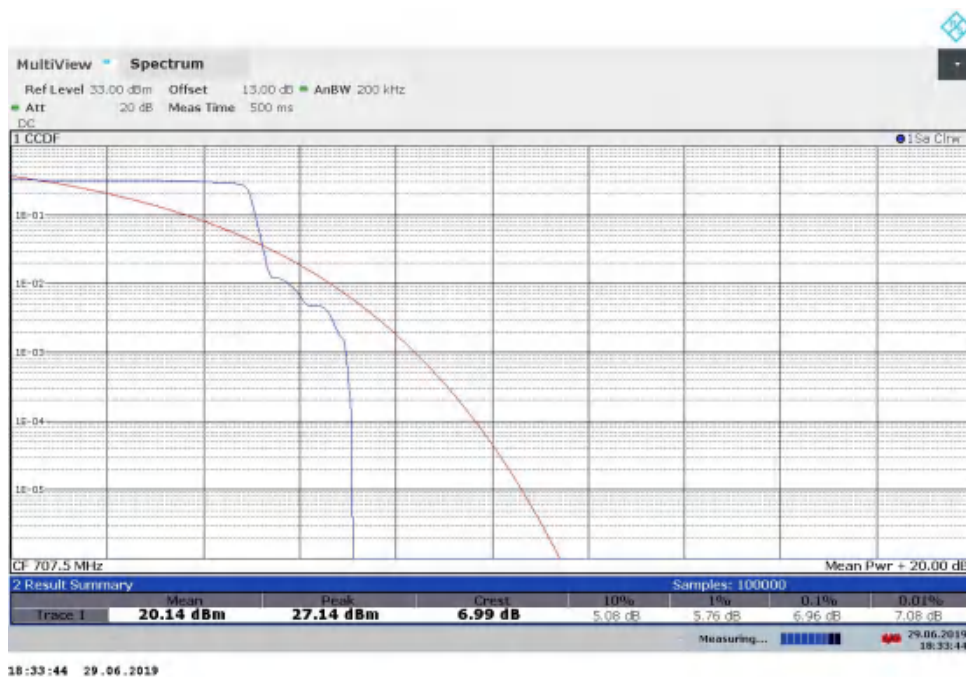
NB-IoT Band 12, Low Channel, BPSK, 1



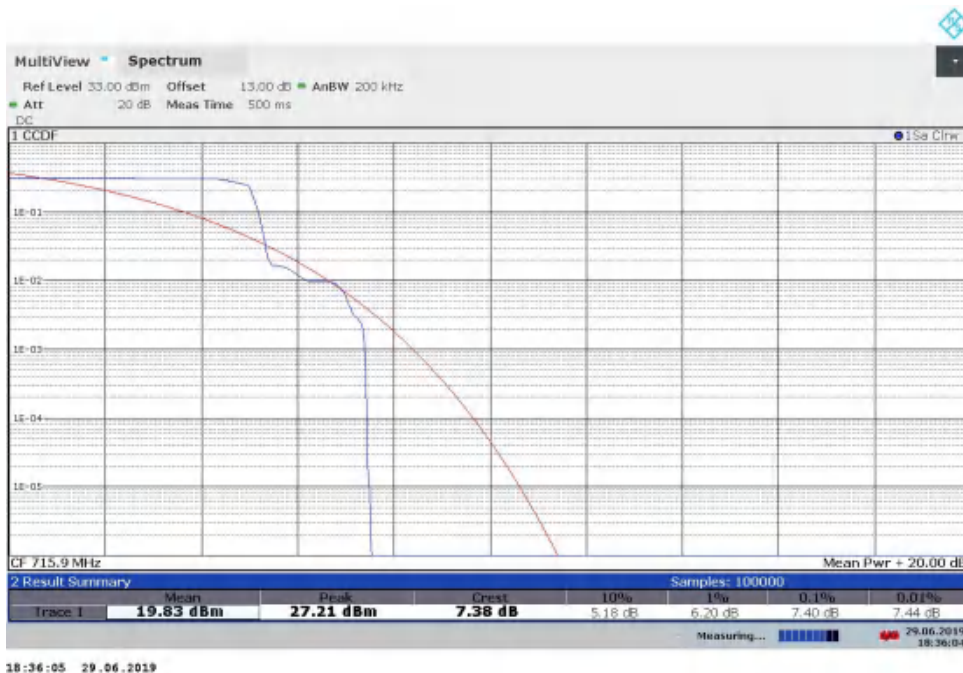
NB-IoT Band 12, Low Channel, QPSK, 1



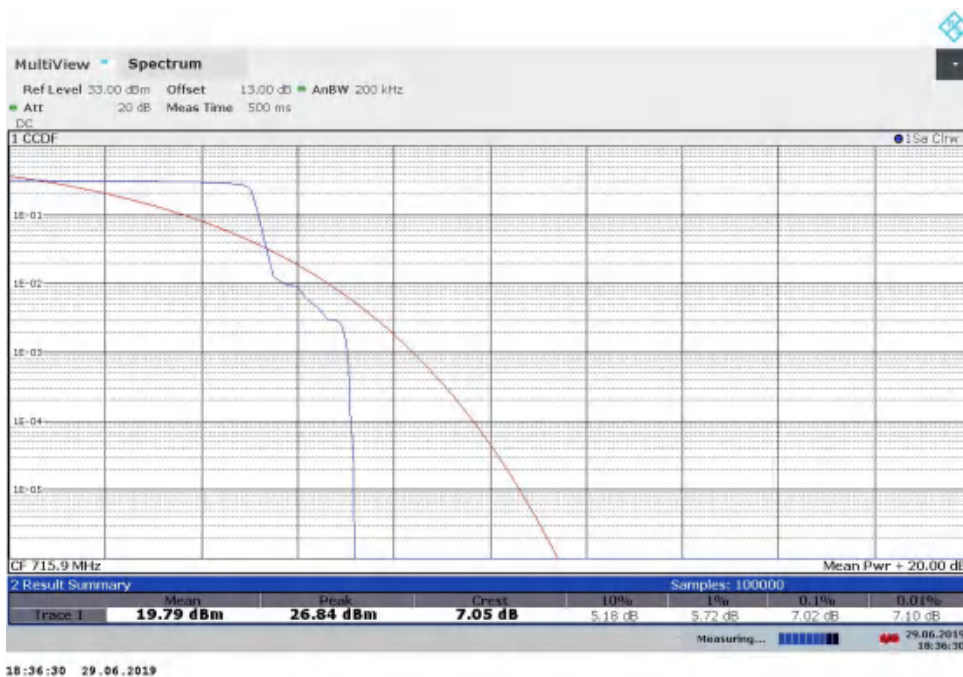
NB-IoT Band 12, Mid Channel, BPSK, 1



NB-IoT Band 12, Mid Channel, QPSK, 1



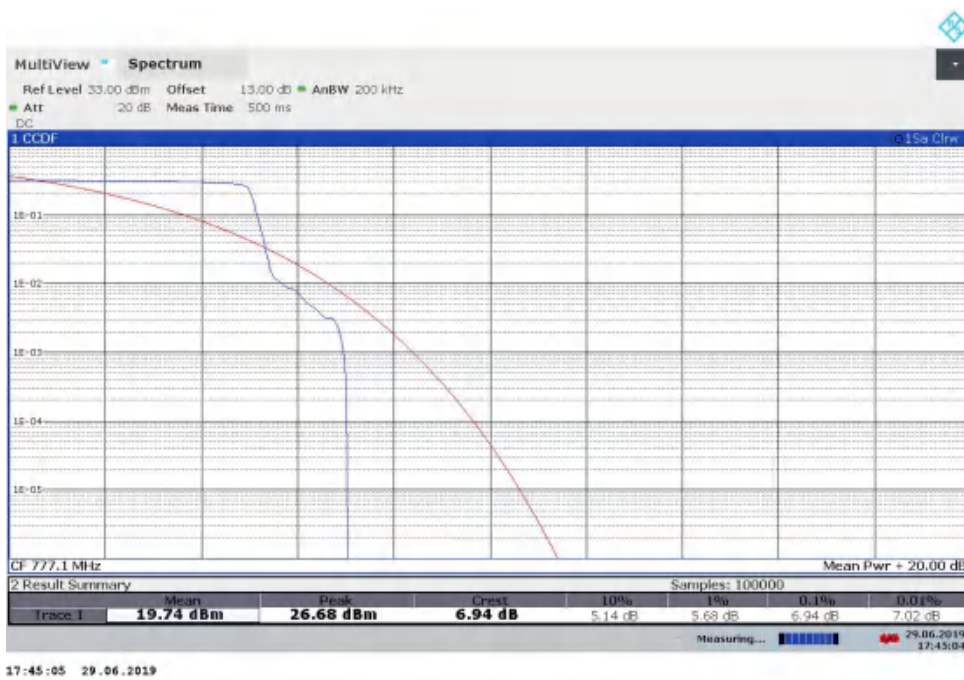
NB-IoT Band 12, High Channel, BPSK, 1



NB-IoT Band 12, High Channel, QPSK, 1



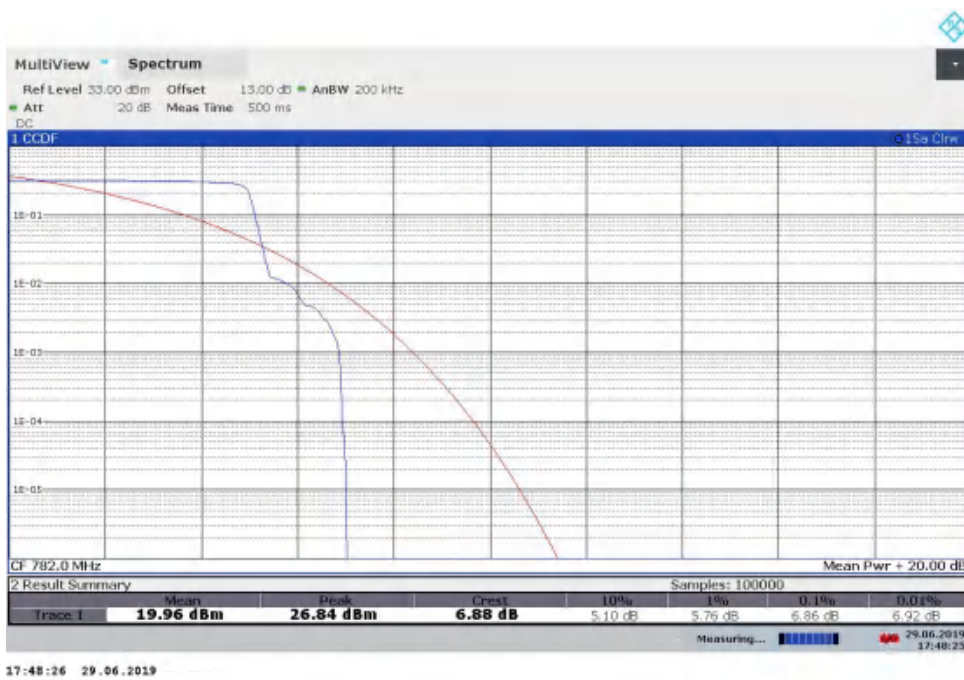
NB-IoT Band 13, Low Channel, BPSK, 1



NB-IoT Band 13, Low Channel, QPSK, 1



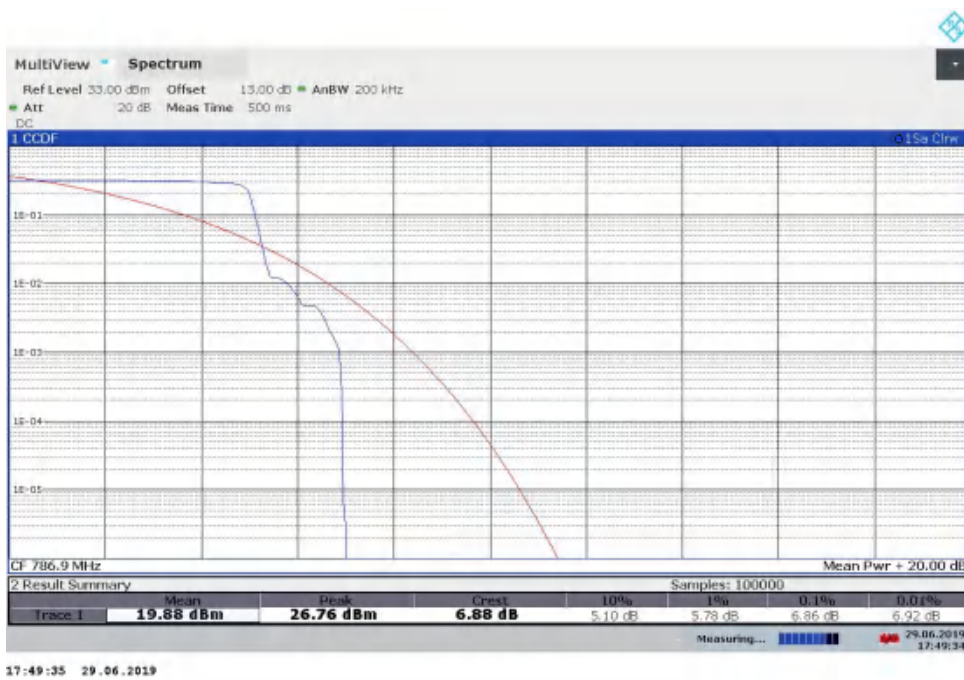
NB-IoT Band 13, Mid Channel, BPSK, 1



NB-IoT Band 13, Mid Channel, QPSK, 1

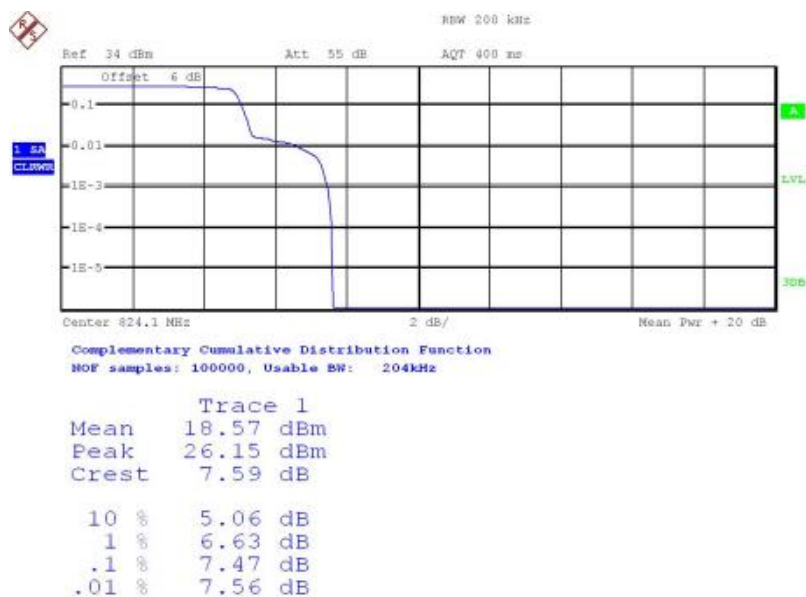


NB-IoT Band 13, High Channel, BPSK, 1



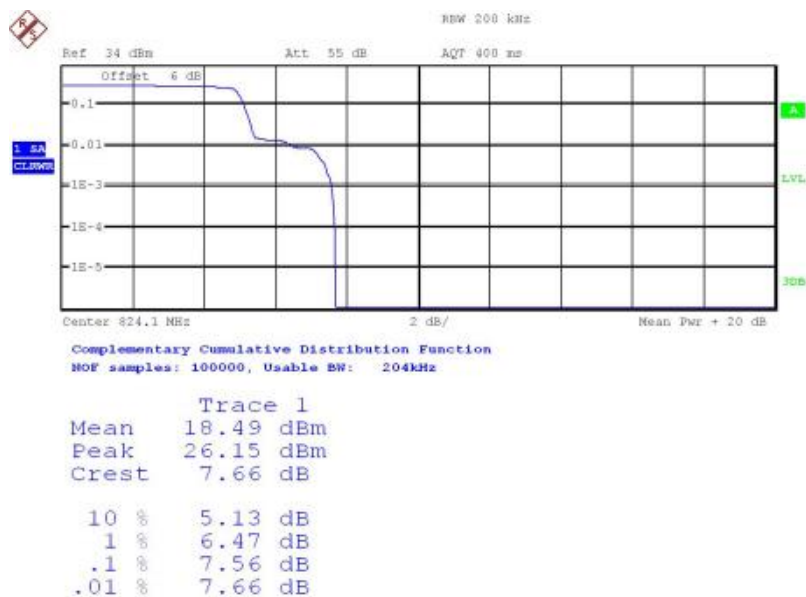
NB-IoT Band 13, High Channel, QPSK, 1

Report No.:B19W50105-WWAN_Rev6



Date: 19.AUG.2019 16:56:11

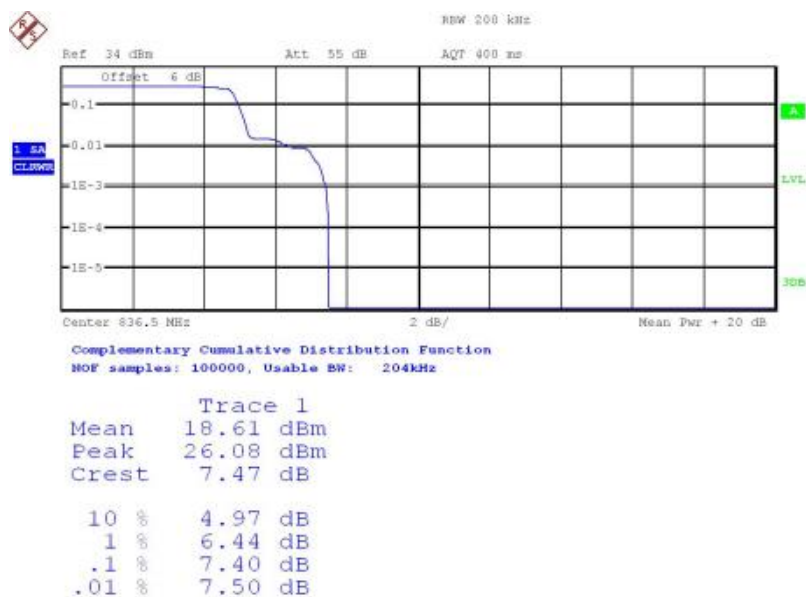
NB-IoT Band 26, Low Channel, BPSK, 1



Date: 19.AUG.2019 16:56:26

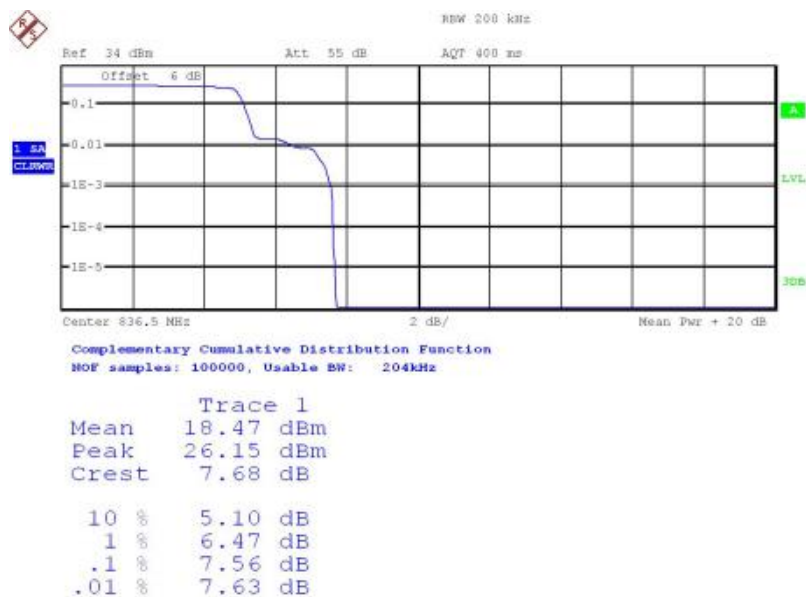
NB-IoT Band 26, Low Channel, QPSK, 1

Report No.:B19W50105-WWAN_Rev6



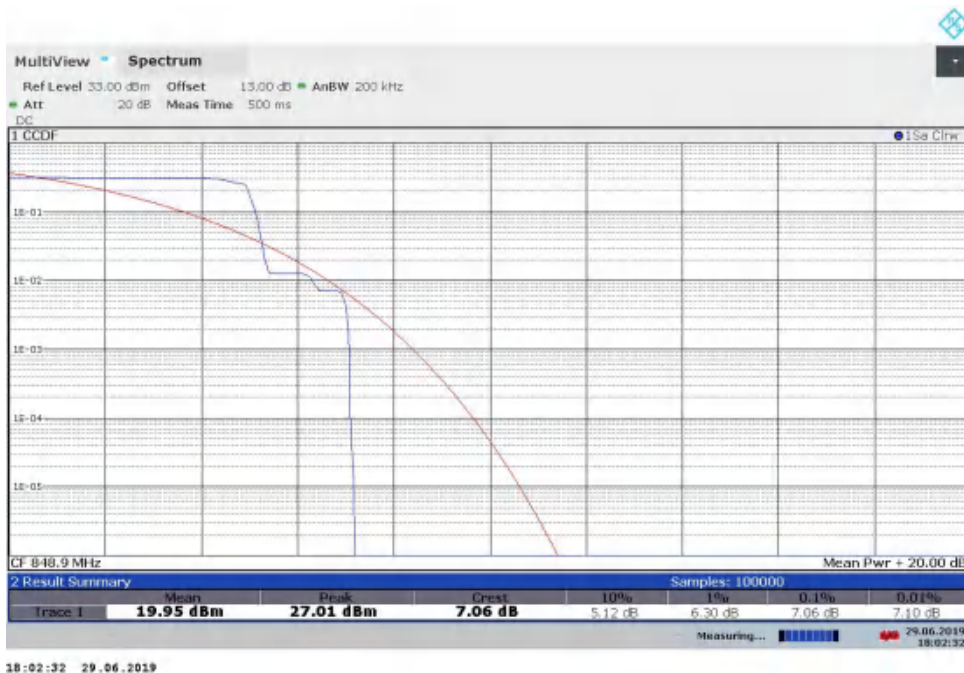
Date: 19.AUG.2019 16:57:36

NB-IoT Band 26, Mid Channel, BPSK, 1

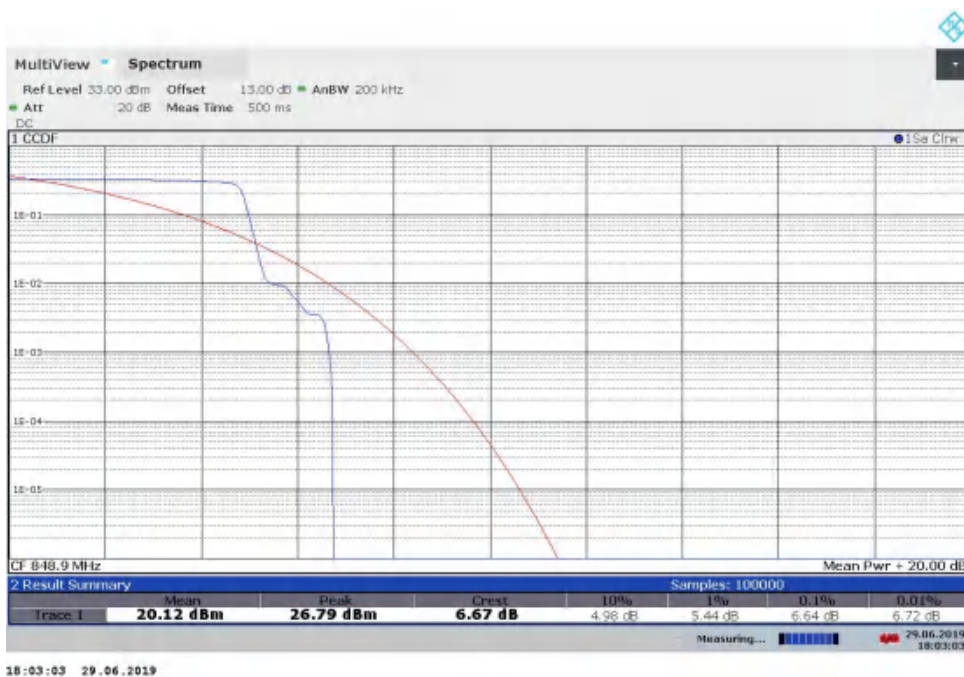


Date: 19.AUG.2019 16:57:24

NB-IoT Band 26, Mid Channel, QPSK, 1



NB-IoT Band 26, High Channel, BPSK, 1



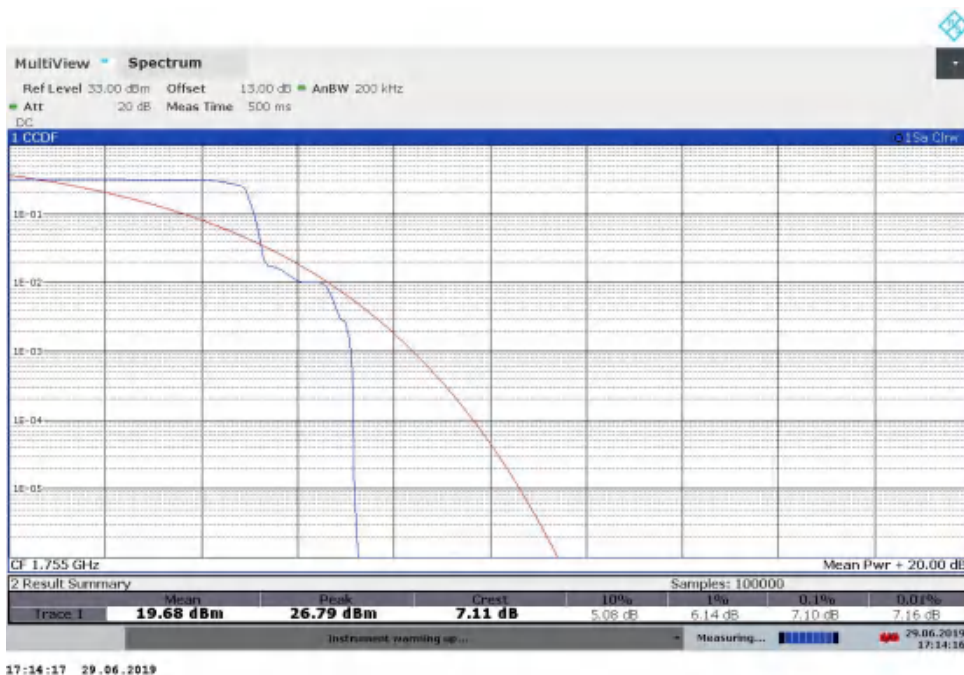
NB-IoT Band 26, High Channel, QPSK, 1



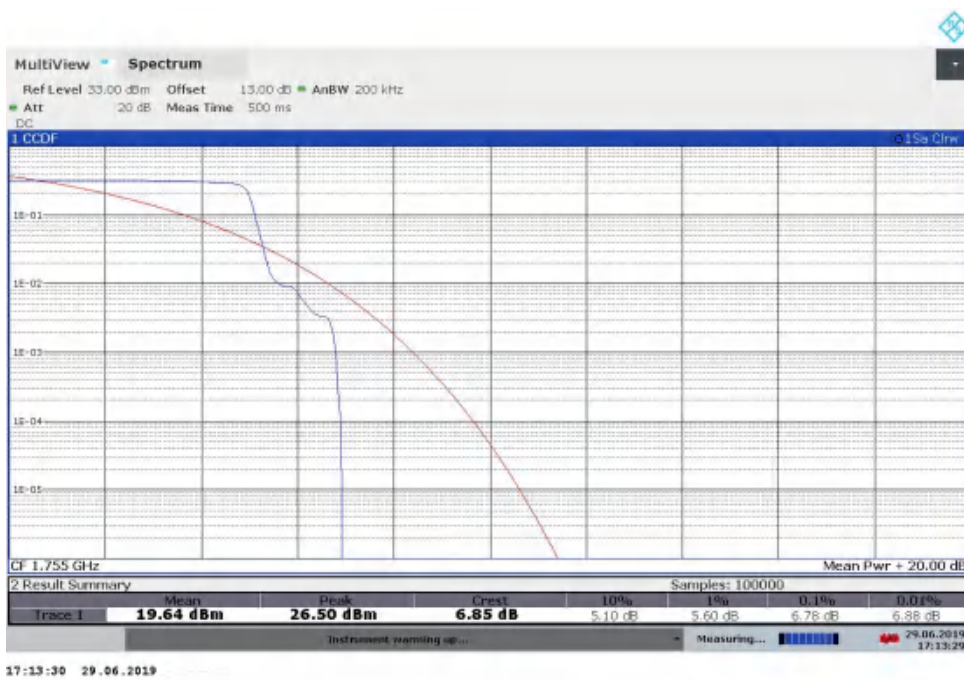
NB-IoT Band 66, Low Channel, BPSK, 1



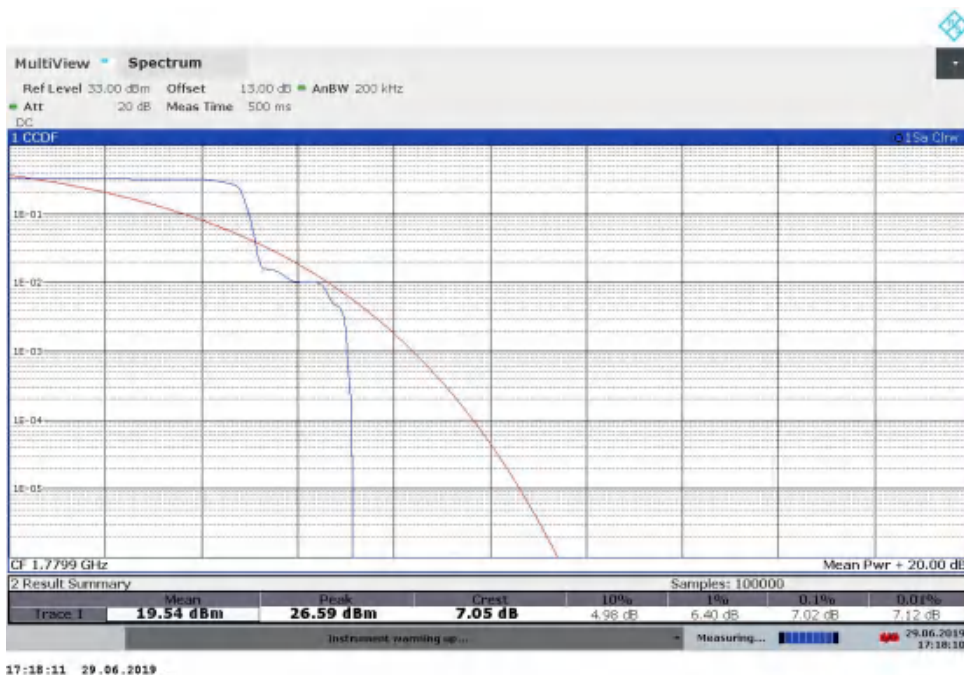
NB-IoT Band 66, Low Channel, QPSK, 1



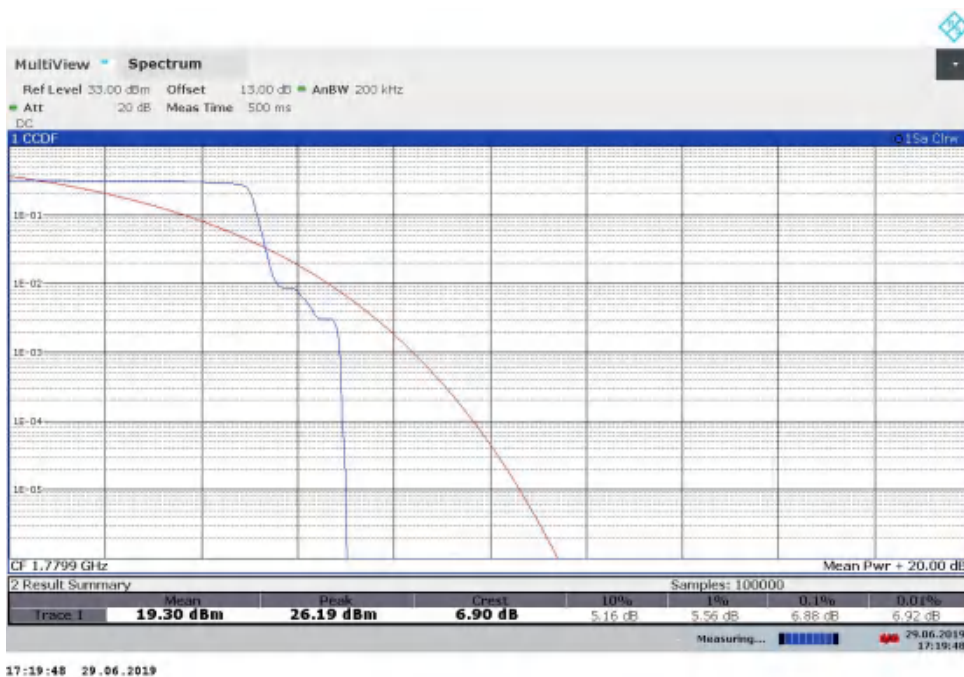
NB-IoT Band 66, Mid Channel, BPSK, 1



NB-IoT Band 66, Mid Channel, QPSK, 1



NB-IoT Band 66, High Channel, BPSK, 1



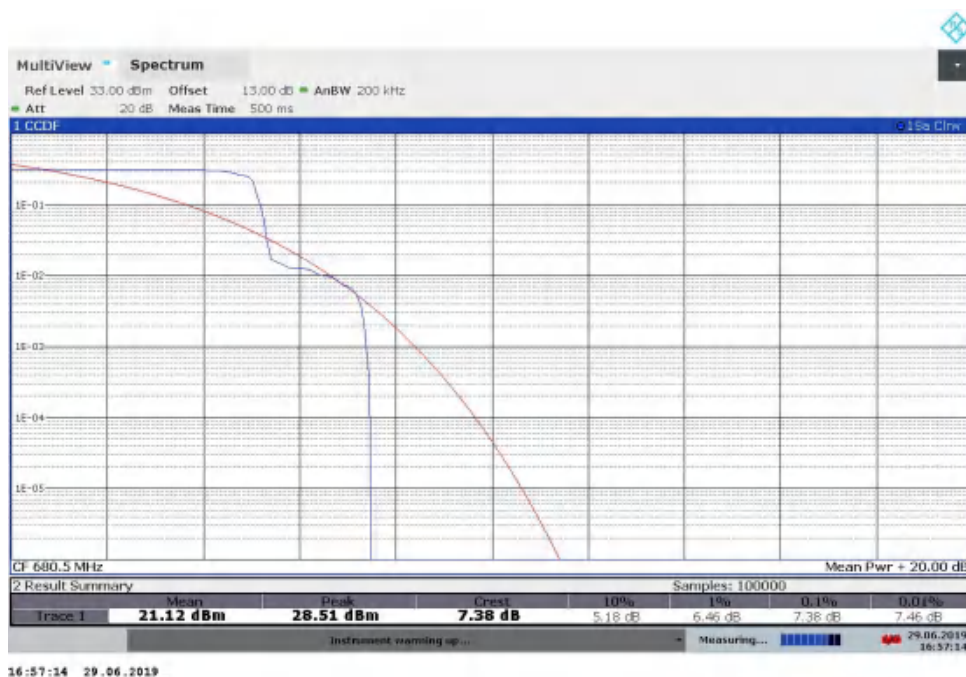
NB-IoT Band 66, High Channel, QPSK, 1



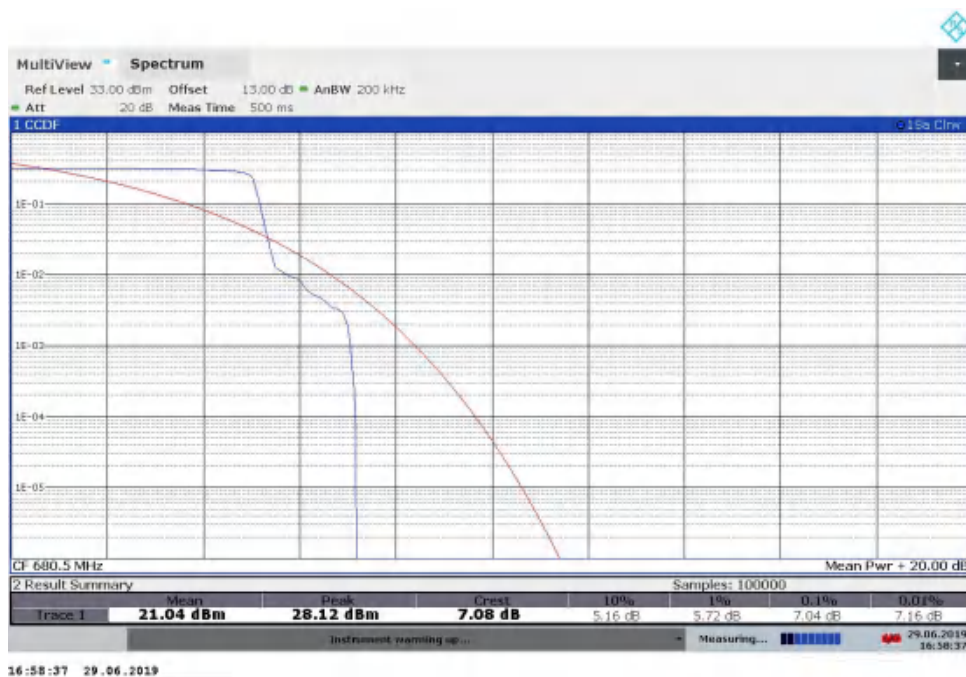
NB-IoT Band 71, Low Channel, BPSK, 1



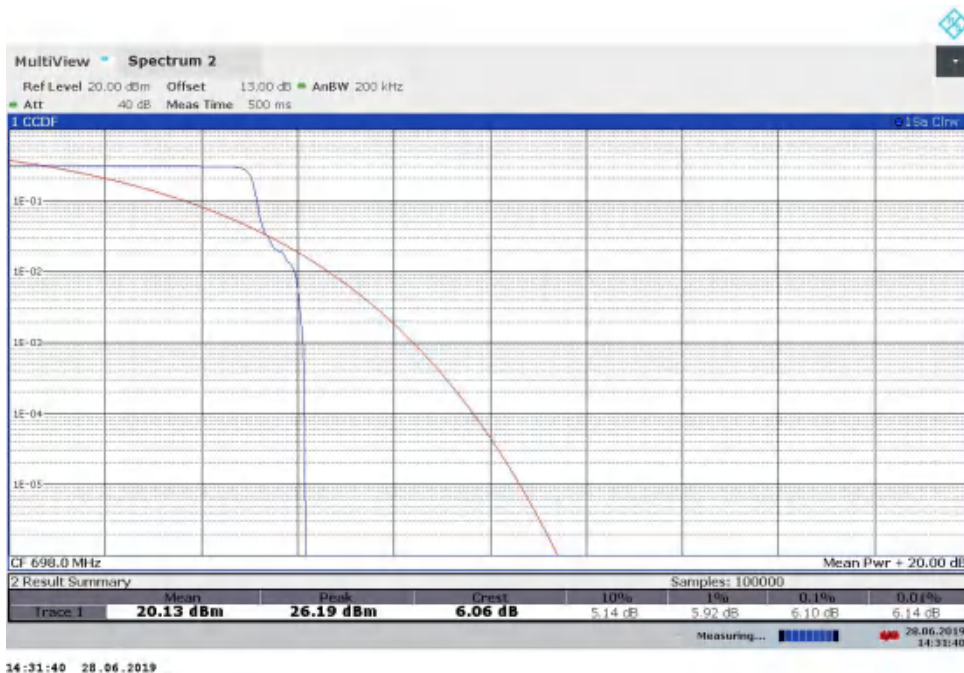
NB-IoT Band 71, Low Channel, QPSK, 1



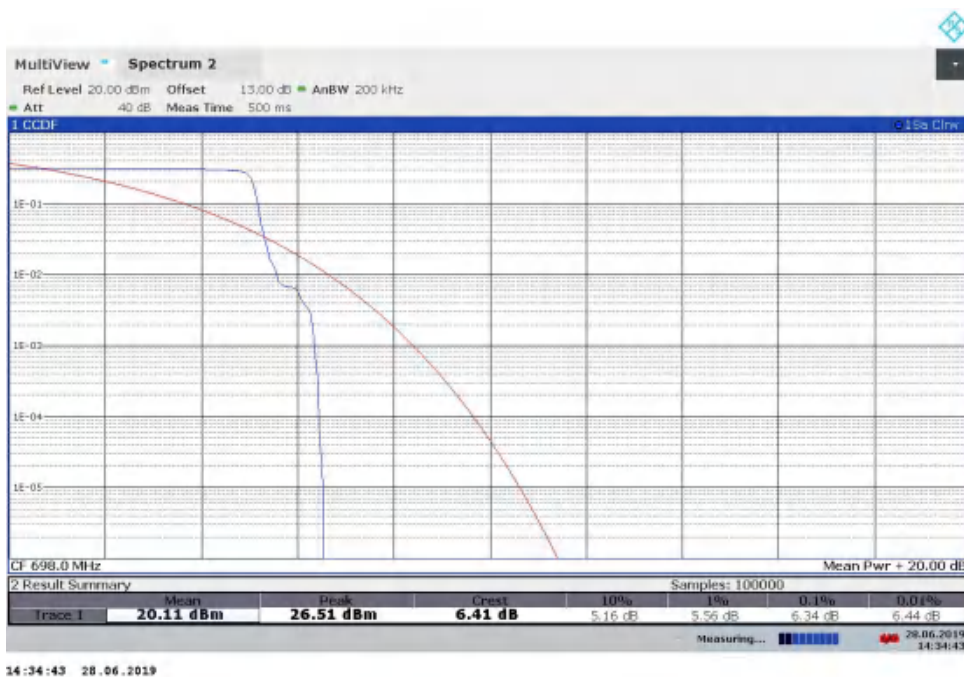
NB-IoT Band 71, Mid Channel, BPSK, 1



NB-IoT Band 71, Mid Channel, QPSK, 1



NB-IoT Band 71, High Channel, BPSK, 1



NB-IoT Band 71, High Channel, QPSK, 1

5.9 ERP and EIRP

Specifications:	FCC Part 2.1046, 22.913(a),24.232(c), 27.50
DUT Serial Number:	868334032569323
Test conditions:	Ambient Temperature:15°C-35°C Relative Humidity:30%-60% Air pressure: 86-106kPa
Test Results:	Pass

Limit Level Construction:

This is the test for the maximum radiated power from the EUT.

According to Part 24.232(c), "Mobile/portable stations are limited to 2 watts e.i.r.p. Peak power"and 24.232(c) specifies that "Peak transmit power must be measured over any interval of continuous transmission using instrumentation calibrated in terms of an rms-equivalent voltage."

According to Part 27.50(d), "Fixed, mobile, and portable (handheld) stations operating in the 1710–1755 MHz band are limited to 1 watt EIRP".

According to Part 27.50(h)(2) "Mobile stations are limited to 2.0 watts EIRP".

According to Part 27.50(c), specifies "Portable stations (hand-held de-vices) are limited to 3 watts ERP".


Measurement Uncertainty:

Item	Uncertainty
Expanded Uncertainty	5.15 dB (k=2)

Method of Measurement

The measurements procedures in TIA-603E-2016 are used.

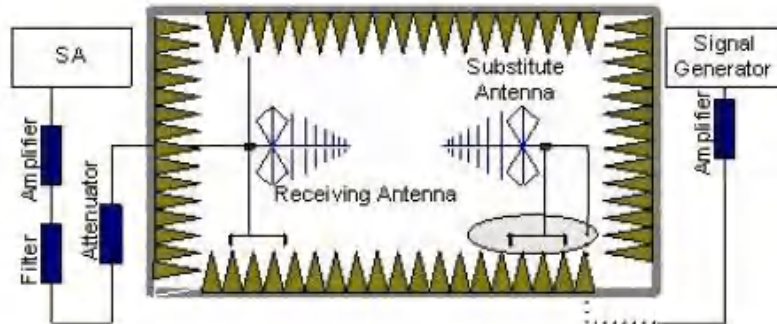
1. EUT was placed on a 1.5 meter high non-conductive stand at a 3 meter test distance from thereceive antenna. A receiving antenna was placed on the antenna mast 3 meters from the EUTfor emission measurements. The height of receiving antenna is 1.5m. The test setup refers tofigure below. Detected emissions were maximized at each frequency by rotating the EUTthrough 360° and adjusting the receiving antenna polarization. The radiated emissionmeasurements of all transmit frequencies in three channels (High, Middle, Low) weremeasured with peak detector.



Chongqing Academy of Information and Communications Technology

Report No.:B19W50105-WWAN_Rev6

2. The EUT is then put into continuously transmitting mode at its maximum power level during the test. And the maximum value of the receiver should be recorded as (Pr).
3. The EUT shall be replaced by a substitution antenna. The test setup refers to figure below.



In the chamber, an substitution antenna for the frequency band of interest is placed at the reference point of the chamber. An RF Signal source for the frequency band of interest is connected to the substitution antenna with a cable that has been constructed to not interfere with the radiation pattern of the antenna. A power (P_{Mea}) is applied to the input of the substitution antenna, and adjust the level of the signal generator output until the value of the receiver reach the previously recorded (P_r). The power of signal source (P_{Mea}) is recorded. The test should be performed by rotating the test item and adjusting the receiving antenna polarization.

4. A amplifier should be connected to the Signal Source output port. And the cable should be connect between the Amplifier and the Substitution Antenna. The cable loss (P_{cl}), the Substitution Antenna Gain (G_a) and the Amplifier Gain (P_{Ag}) should be recorded after test.

The measurement results are obtained as described below:

$$\text{Power(EIRP)} = P_{Mea} + P_{Ag} - P_{cl} + G_a$$

5. This value is EIRP since the measurement is calibrated using an antenna of known gain (2.15dBi) and known input power.

6. ERP can be calculated from EIRP by subtracting the gain of the dipole,

$$\text{ERP} = \text{S.G output(dBM)} - \text{cable loss (dB)} + \text{antenna gain (dBd)}$$

$$\text{EIRP} = \text{S.G output(dBM)} - \text{cable loss (dB)} + \text{antenna gain (dBi)}$$

Note: The EUT working in Sub-carrier Spacing 3.75 kHz, one tone mode is the worst mode, only worst mode test result is given below.

Chongqing Academy of Information and Communications Technology

Report No.:B19W50105-WWAN_Rev6

5.9.1 NB-IoT Band 2 EIRP

NB-IoT standalone Test frequencies for operating band 2 QPSK

Frequency [MHz]	S.G output [dBm]	Cable loss [dB]	Antenna Gain [dB]	EIRP (Pd) [dBm]
1850.	20.03	5.0	7.7	22.73
1880.0	20.18	5.0	7.2	22.38
1909.9	20.28	5.1	6.8	21.98

NB-IoT In-band Test frequencies for operating band 2 QPSK

Frequency [MHz]	S.G output [dBm]	Cable loss [dB]	Antenna Gain [dB]	EIRP (Pd) [dBm]
1850.1	19.97	5.0	7.7	22.67
1880.0	20.38	5.0	7.2	22.58
1909.9	20.46	5.1	6.8	22.16

NB-IoT Guard-band Test frequencies for operating band 2 QPSK

Frequency [MHz]	S.G output [dBm]	Cable loss [dB]	Antenna Gain [dB]	EIRP (Pd) [dBm]
1850.1	19.84	5.0	7.7	22.54
1880.0	19.02	5.0	7.2	21.22
1909.9	19.45	5.1	6.8	21.15

Chongqing Academy of Information and Communications Technology

Report No.:B19W50105-WWAN_Rev6

NB-IoT standalone Test frequencies for operating band 2 BPSK

Frequency [MHz]	S.G output [dBm]	Cable loss [dB]	Antenna Gain [dB]	EIRP (Pd) [dBm]
1850.1	19.44	5.0	7.7	22.14
1880.0	20.38	5.0	7.2	22.58
1909.9	20.17	5.1	6.8	21.87

NB-IoT In-band Test frequencies for operating band 2 BPSK

Frequency [MHz]	S.G output [dBm]	Cable loss [dB]	Antenna Gain [dB]	EIRP (Pd) [dBm]
1850.1	19.75	5.0	7.7	22.45
1880.0	19.98	5.0	7.2	22.18
1909.9	20.71	5.1	6.8	22.41

NB-IoT Guard-band Test frequencies for operating band 2 BPSK

Frequency [MHz]	S.G output [dBm]	Cable loss [dB]	Antenna Gain [dB]	EIRP (Pd) [dBm]
1850.1	20.02	5.0	7.7	22.72
1880.0	19.74	5.0	7.2	21.94
1909.9	20.36	5.1	6.8	22.06

Chongqing Academy of Information and Communications Technology

Report No.:B19W50105-WWAN_Rev6

5.9.2 NB-IoT Band 4 EIRP

NB-IoT standalone Test frequencies for operating band 4 QPSK

Frequency [MHz]	S.G output [dBm]	Cable loss [dB]	Antenna Gain [dB]	EIRP (Pd) [dBm]
1710.1	18.87	4.8	8.0	22.07
1732.5	18.87	4.9	7.9	21.87
1754.9	18.53	4.9	8.1	21.73

NB-IoT In-band Test frequencies for operating band 4 QPSK

Frequency [MHz]	S.G output [dBm]	Cable loss [dB]	Antenna Gain [dB]	EIRP (Pd) [dBm]
1710.1	18.16	4.8	8.0	21.36
1732.5	18.47	4.9	7.9	21.47
1754.9	18.60	4.9	8.1	21.80

NB-IoT Guard-band Test frequencies for operating band 4 QPSK

Frequency [MHz]	S.G output [dBm]	Cable loss [dB]	Antenna Gain [dB]	EIRP (Pd) [dBm]
1710.1	18.53	4.8	8.0	21.73
1732.5	18.61	4.9	7.9	21.61
1754.9	18.18	4.9	8.1	21.38

Chongqing Academy of Information and Communications Technology

Report No.:B19W50105-WWAN_Rev6

NB-IoT standalone Test frequencies for operating band 4 BPSK

Frequency [MHz]	S.G output [dBm]	Cable loss [dB]	Antenna Gain [dB]	EIRP (Pd) [dBm]
1710.1	18.26	4.8	8.0	21.46
1732.5	18.49	4.9	7.9	21.49
1754.9	18.62	4.9	8.1	21.82

NB-IoT In-band Test frequencies for operating band 4 BPSK

Frequency [MHz]	S.G output [dBm]	Cable loss [dB]	Antenna Gain [dB]	EIRP (Pd) [dBm]
1710.1	18.42	4.8	8.0	21.52
1732.5	18.58	4.9	7.9	21.68
1754.9	18.16	4.9	8.1	21.66

NB-IoT Guard-band Test frequencies for operating band 4 BPSK

Frequency [MHz]	S.G output [dBm]	Cable loss [dB]	Antenna Gain [dB]	EIRP (Pd) [dBm]
1710.1	18.57	4.8	8.0	21.77
1732.5	18.27	4.9	7.9	21.27
1754.9	18.33	4.9	8.1	21.53

Chongqing Academy of Information and Communications Technology

Report No.:B19W50105-WWAN_Rev6

5.9.3 NB-IoT Band 12 ERP

NB-IoT standalone Test frequencies for operating band 12 QPSK

Frequency [MHz]	S.G output [dBm]	Cable loss [dB]	Antenna Gain [dB]	ERP (Pd) [dBm]
699.1	16.51	3.1	8.9	22.31
707.5	16.18	3.1	9.1	22.18
715.9	15.89	3.1	9.1	21.89

NB-IoT In-band Test frequencies for operating band 12 QPSK

Frequency [MHz]	S.G output [dBm]	Cable loss [dB]	Antenna Gain [dB]	ERP (Pd) [dBm]
699.1	16.36	3.1	8.9	22.16
707.5	16.20	3.1	9.1	22.20
715.9	15.59	3.1	9.1	21.59

NB-IoT Guard-band Test frequencies for operating band 12 QPSK

Frequency [MHz]	S.G output [dBm]	Cable loss [dB]	Antenna Gain [dB]	ERP (Pd) [dBm]
699.1	16.07	3.1	8.9	21.87
707.5	15.42	3.1	9.1	21.42
715.9	15.44	3.1	9.1	21.44

Chongqing Academy of Information and Communications Technology

Report No.:B19W50105-WWAN_Rev6

NB-IoT standalone Test frequencies for operating band 12 BPSK

Frequency [MHz]	S.G output [dBm]	Cable loss [dB]	Antenna Gain [dB]	ERP (Pd) [dBm]
699.1	15.41	3.1	8.9	21.21
707.5	15.50	3.1	9.1	21.50
715.9	15.03	3.1	9.1	21.03

NB-IoT In-band Test frequencies for operating band 12 BPSK

Frequency [MHz]	S.G output [dBm]	Cable loss [dB]	Antenna Gain [dB]	ERP (Pd) [dBm]
699.1	15.56	3.1	8.9	21.36
707.5	15.47	3.1	9.1	21.47
715.9	15.25	3.1	9.1	21.25

NB-IoT Guard-band Test frequencies for operating band 12 BPSK

Frequency [MHz]	S.G output [dBm]	Cable loss [dB]	Antenna Gain [dB]	ERP (Pd) [dBm]
699.1	15.75	3.1	8.9	21.55
707.5	15.38	3.1	9.1	21.38
715.9	14.85	3.1	9.1	20.85

5.9.4 NB-IoT Band 13 ERP

NB-IoT standalone Test frequencies for operating band 13 QPSK

Frequency [MHz]	S.G output [dBm]	Cable loss [dB]	Antenna Gain [dB]	ERP (Pd) [dBm]
777.1	17.08	3.3	8.1	21.88
782.0	17.38	3.3	8.1	22.18
786.9	16.62	3.3	8.0	21.32

NB-IoT In-band Test frequencies for operating band 13 QPSK

Frequency [MHz]	S.G output [dBm]	Cable loss [dB]	Antenna Gain [dB]	ERP (Pd) [dBm]
777.1	17.26	3.3	8.1	22.06
782.0	17.18	3.3	8.1	21.98
786.9	17.47	3.3	8.0	22.17

NB-IoT Guard-band Test frequencies for operating band 13 QPSK

Frequency [MHz]	S.G output [dBm]	Cable loss [dB]	Antenna Gain [dB]	ERP (Pd) [dBm]
777.1	17.34	3.3	8.1	22.14
782.0	17.56	3.3	8.1	22.36
786.9	17.47	3.3	8.0	22.17

Chongqing Academy of Information and Communications Technology

Report No.:B19W50105-WWAN_Rev6

NB-IoT standalone Test frequencies for operating band 13 BPSK

Frequency [MHz]	S.G output [dBm]	Cable loss [dB]	Antenna Gain [dB]	ERP (Pd) [dBm]
777.1	17.31	3.3	8.1	22.11
782.0	17.05	3.3	8.1	21.85
786.9	17.24	3.3	8.0	21.94

NB-IoT In-band Test frequencies for operating band 13 BPSK

Frequency [MHz]	S.G output [dBm]	Cable loss [dB]	Antenna Gain [dB]	ERP (Pd) [dBm]
777.1	17.08	3.3	8.1	21.88
782.0	16.99	3.3	8.1	21.79
786.9	17.35	3.3	8.0	22.05

NB-IoT Guard-band Test frequencies for operating band 13 BPSK

Frequency [MHz]	S.G output [dBm]	Cable loss [dB]	Antenna Gain [dB]	ERP (Pd) [dBm]
777.1	17.85	3.3	8.1	22.65
782.0	17.39	3.3	8.1	22.19
786.9	17.09	3.3	8.0	21.79

5.9.5 NB-IoT Band 26 ERP

NB-IoT standalone Test frequencies for operating band 26 QPSK

Frequency [MHz]	S.G output [dBm]	Cable loss [dB]	Antenna Gain [dB]	ERP (Pd) [dBm]
824.1	17.07	3.3	7.8	21.57
836.5	17.39	3.4	7.3	21.29
848.9	18.26	3.4	7.2	22.06

NB-IoT In-band Test frequencies for operating band 26 QPSK

Frequency [MHz]	S.G output [dBm]	Cable loss [dB]	Antenna Gain [dB]	ERP (Pd) [dBm]
824.1	16.89	3.3	7.8	21.39
836.5	17.92	3.4	7.3	21.82
848.9	17.62	3.4	7.2	21.42

NB-IoT Guard-band Test frequencies for operating band 26 QPSK

Frequency [MHz]	S.G output [dBm]	Cable loss [dB]	Antenna Gain [dB]	ERP (Pd) [dBm]
824.1	17.57	3.3	7.8	22.07
836.5	17.65	3.4	7.3	21.55
848.9	17.93	3.4	7.2	21.73

Chongqing Academy of Information and Communications Technology

Report No.:B19W50105-WWAN_Rev6

NB-IoT standalone Test frequencies for operating band 26 BPSK

Frequency [MHz]	S.G output [dBm]	Cable loss [dB]	Antenna Gain [dB]	ERP (Pd) [dBm]
824.1	17.28	3.3	7.8	21.78
836.5	17.72	3.4	7.3	21.62
848.9	17.89	3.4	7.2	21.69

NB-IoT In-band Test frequencies for operating band 26 BPSK

Frequency [MHz]	S.G output [dBm]	Cable loss [dB]	Antenna Gain [dB]	ERP (Pd) [dBm]
824.1	16.99	3.3	7.8	21.49
836.5	17.90	3.4	7.3	21.80
848.9	17.57	3.4	7.2	21.37

NB-IoT Guard-band Test frequencies for operating band 26 BPSK

Frequency [MHz]	S.G output [dBm]	Cable loss [dB]	Antenna Gain [dB]	ERP (Pd) [dBm]
824.1	17.29	3.3	7.8	21.79
836.5	18.11	3.4	7.3	22.01
848.9	17.82	3.4	7.2	21.62

Chongqing Academy of Information and Communications Technology

Report No.:B19W50105-WWAN_Rev6

5.9.6 NB-IoT Band 66 EIRP

NB-IoT standalone Test frequencies for operating band 66 QPSK

Frequency [MHz]	S.G output [dBm]	Cable loss [dB]	Antenna Gain [dB]	EIRP (Pd) [dBm]
1710.1	18.31	4.8	8.0	21.51
1745.0	18.58	4.9	8.1	21.78
1779.9	17.62	4.9	8.8	21.52

NB-IoT In-band Test frequencies for operating band 66 QPSK

Frequency [MHz]	S.G output [dBm]	Cable loss [dB]	Antenna Gain [dB]	EIRP (Pd) [dBm]
1710.1	18.19	4.8	8.0	21.39
1745.0	18.41	4.9	8.1	21.61
1779.9	17.97	4.9	8.8	21.87

NB-IoT Guard-band Test frequencies for operating band 66 QPSK

Frequency [MHz]	S.G output [dBm]	Cable loss [dB]	Antenna Gain [dB]	EIRP (Pd) [dBm]
1710.1	18.28	4.8	8.0	21.48
1745.0	18.49	4.9	8.1	21.69
1779.9	17.43	4.9	8.8	21.33

Chongqing Academy of Information and Communications Technology

Report No.:B19W50105-WWAN_Rev6

NB-IoT standalone Test frequencies for operating band 66 BPSK

Frequency [MHz]	S.G output [dBm]	Cable loss [dB]	Antenna Gain [dB]	EIRP (Pd) [dBm]
1710.1	18.38	4.8	8.0	21.58
1745.0	18.69	4.9	8.1	21.89
1779.9	17.91	4.9	8.8	21.81

NB-IoT In-band Test frequencies for operating band 66 BPSK

Frequency [MHz]	S.G output [dBm]	Cable loss [dB]	Antenna Gain [dB]	EIRP (Pd) [dBm]
1710.1	18.53	4.8	8.0	21.73
1745.0	18.32	4.9	8.1	21.52
1779.9	18.20	4.9	8.8	22.10

NB-IoT Guard-band Test frequencies for operating band 66 BPSK

Frequency [MHz]	S.G output [dBm]	Cable loss [dB]	Antenna Gain [dB]	EIRP (Pd) [dBm]
1710.1	18.36	4.8	8.0	21.56
1745.0	18.68	4.9	8.1	21.88
1779.9	17.49	4.9	8.8	21.39

Chongqing Academy of Information and Communications Technology

Report No.:B19W50105-WWAN_Rev6

5.9.7 NB-IoT Band 71 ERP

NB-IoT standalone Test frequencies for operating band 71 QPSK

Frequency [MHz]	S.G output [dBm]	Cable loss [dB]	Antenna Gain [dB]	ERP (Pd) [dBm]
663.1	16.69	3.0	7.9	21.59
680.5	16.49	3.1	8.5	21.89
697.9	15.51	3.1	8.9	21.31

NB-IoT In-band Test frequencies for operating band 71 QPSK

Frequency [MHz]	S.G output [dBm]	Cable loss [dB]	Antenna Gain [dB]	ERP (Pd) [dBm]
663.1	17.03	3.0	7.9	21.93
680.5	16.59	3.1	8.5	21.99
697.9	16.37	3.1	8.9	22.17

NB-IoT Guard-band Test frequencies for operating band 71 QPSK

Frequency [MHz]	S.G output [dBm]	Cable loss [dB]	Antenna Gain [dB]	ERP (Pd) [dBm]
663.1	17.01	3.0	7.9	21.91
680.5	16.81	3.1	8.5	22.21
697.9	15.94	3.1	8.9	21.74

Chongqing Academy of Information and Communications Technology

Report No.:B19W50105-WWAN_Rev6

NB-IoT standalone Test frequencies for operating band 71 BPSK

Frequency [MHz]	S.G output [dBm]	Cable loss [dB]	Antenna Gain [dB]	ERP (Pd) [dBm]
663.1	16.71	3.0	7.9	21.61
680.5	16.45	3.1	8.5	21.85
697.9	16.26	3.1	8.9	22.06

NB-IoT In-band Test frequencies for operating band 71 BPSK

Frequency [MHz]	S.G output [dBm]	Cable loss [dB]	Antenna Gain [dB]	ERP (Pd) [dBm]
663.1	16.97	3.0	7.9	21.87
680.5	16.55	3.1	8.5	21.95
697.9	15.89	3.1	8.9	21.69

NB-IoT Guard-band Test frequencies for operating band 71 BPSK

Frequency [MHz]	S.G output [dBm]	Cable loss [dB]	Antenna Gain [dB]	ERP (Pd) [dBm]
663.1	17.25	3.0	7.9	22.15
680.5	16.68	3.1	8.5	22.08
697.9	15.94	3.1	8.9	21.74

Annex A EUT Photos

See the document” SIM7020G -External Photos”.

See the document” SIM7020G -Internal Photos”.

Chongqing Academy of Information and Communications Technology

Report No.:B19W50105-WWAN_Rev6

Annex B Deviations From Prescribed Test Methods

No deviation from Prescribed Test Methods.

*****End Of Report*****