

**EAR PIECE II**  
**Bluetooth Earphone**  
**ÉCOUTEURS SANS FIL**



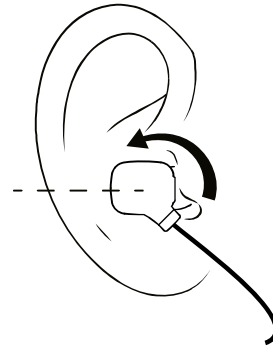
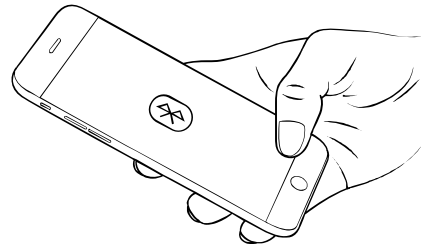
MANUAL AND WARRANTY / MANUEL ET GARANTIE

happy plugs  
STOCKHOLM

## USER MANUAL / ENGLISH

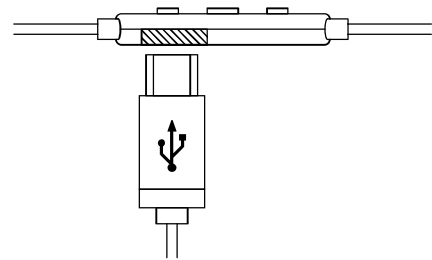
### CONNECT AND USE

1. Activate Bluetooth on your phone/device.
2. Press and hold the center button on the Ear Piece II Remote to turn on and pair.
3. Insert the earbuds in an upright position, and adjust by rotating backwards into a locked position.
4. Select Ear Piece II on your device's bluetooth list.



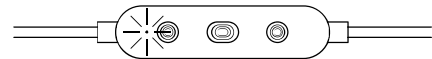
### CHARGING

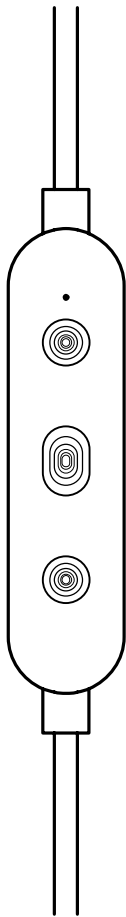
1. Connect the included Micro-USB cable to the side port of the Ear Piece II remote.
2. Plug the other end to a USB wall charger or laptop.
3. The LED on the front of the remote will light RED when charging. When fully charged, it will switch to GREEN.



### LED GUIDE

STATUS	COLOR	FREQUENCY
Charging	Red	—————
Charging full	Green	—————
Low battery	Red	• • • • •
Pairing mode	Red & Green	• • • • •
Power on	Green	—————
Power off	Red	—————
Reset	Red	• • • • •





## REMOTE CONTROL

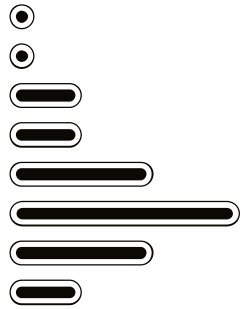
### UP

Next Track  
Volume Up



### CENTER

Play / Pause  
Answer / Hang Up  
Reject Call  
Power On  
Power On + Pairing  
Power On + Reset Bluetooth  
Power Off  
Siri / Google Voice



### DOWN

Previous Track  
Volume Down



### UP + CENTER

Switch Mic



### CENTER + DOWN

Mute Mic



TAP



2 SEC



4 SEC



10 SEC



**FCC Statement**

Changes or modifications not expressly approved by the party responsible for compliance could void the user's authority to operate the equipment.

This equipment has been tested and found to comply with the limits for a Class B digital device, pursuant to Part 15 of the FCC Rules. These limits are designed to provide reasonable protection against harmful interference in a residential installation. This equipment generates uses and can radiate radio frequency energy and, if not installed and used in accordance with the instructions, may cause harmful interference to radio communications. However, there is no guarantee that interference will not occur in a particular installation. If this equipment does cause harmful interference to radio or television reception, which can be determined by turning the equipment off and on, the user is encouraged to try to correct the interference by one or more of the following measures:

- Reorient or relocate the receiving antenna.
- Increase the separation between the equipment and receiver.
- Connect the equipment into an outlet on a circuit different from that to which the receiver is connected.
- Consult the dealer or an experienced radio/TV technician for help

This device complies with part 15 of the FCC rules. Operation is subject to the following two conditions (1) this device may not cause harmful interference, and (2) this device must accept any interference received, including interference that may cause undesired operation.

## WARRANTY AND SAFETY / REGULATORY COMPLIANCE INFORMATION

### INFORMATIONS SUR LA GARANTIE

Full warranty at: [www.happyplugs.com/help/warranty/](http://www.happyplugs.com/help/warranty/)

Garantie complète: [www.happyplugs.com/help/warranty/#french](http://www.happyplugs.com/help/warranty/#french)

#### Listen Responsibly

To avoid hearing damage, make sure that the volume on your music player is turned down before connecting your headphones. After placing the headphones in your ears, gradually turn up the volume until you reach a comfortable listening level.

Noise levels are measured in decibels (dB). Exposure to any noise at or above 85 dB can cause gradual hearing loss.

#### Écoutez avec modération

Pour éviter les lésions auditives, assurez-vous que le volume de votre lecteur de musique est au plus bas lorsque vous y branchez vos écouteurs. Une fois ces derniers insérés dans vos oreilles, augmentez le son progressivement jusqu'à ce que vous obteniez un niveau d'écoute agréable.

Les niveaux sonores se mesurent en décibels (dB). Toute exposition à un bruit de 85 dB ou plus peut provoquer une perte graduelle de l'acuité auditive.

#### Use Responsibly

Do not use headphones when it's unsafe to do such as while operating a vehicle, crossing streets, or during any activity or in an environment where your full attention to your surroundings is required.

It's dangerous to drive while wearing headphones, and in many places it's illegal because it decreases your chances of hearing life-saving sounds outside of your vehicle, such as another car's horn or emergency vehicle sirens.

#### Utilisez avec modération

N'utilisez pas vos écouteurs lorsque leur emploi peut se révéler dangereux: au volant d'un véhicule, en traversant la rue ou durant une activité ou dans un contexte nécessitant que vous prêtiez une attention totale à votre environnement.

Le port d'écouteurs lors de la conduite est dangereux; dans de nombreux pays, il est même considéré comme illégal car il diminue votre capacité à entendre les signaux de détresse extérieurs, tels que le klaxon d'une autre voiture ou les sirènes des véhicules d'urgence.

#### Safety Notice

- The apparatus shall not be exposed to dripping or splashing and no objects filled with liquids, such as vases, shall be placed on the apparatus.
- Danger of explosion if battery is incorrectly replaced. Replace only with the same or equivalent type.
- Batteries (battery pack or batteries installed) shall not be exposed to excessive heat such as sunshine, fire or similar.

#### Avis de sécurité

- L'appareil ne doit pas être exposé à des gouttes ou à des éclaboussures et aucun objet rempli de liquide, tel qu'un vase, ne doit être placé sur l'appareil.
- Risque d'explosion si la batterie n'est pas correctement remplacée. Remplacez-la uniquement avec le même type de batterie ou un type équivalent.
- Les batteries (emballées ou installées) ne doivent pas être exposées à une chaleur excessive telle que les rayons du soleil, un feu ou similaire.